


DDCS  
CA1  
E8676  
T71  
October-  
December  
1994  
Copy 1

**TRADE AND INDUSTRIAL DEVELOPMENT PROGRAM**

**QUARTERLY RESULTS  
AND  
ACTIVITY REPORT**

**OCTOBER - DECEMBER 1994  
(3rd QUARTER FY 1994 - 95)**

NON - CIRCULATING /  
CONSULTEUR SUR PLACE



**INCLUDING GRAPHICAL SUMMARIES**

**MARCH 1995**



TRADE AND INDUSTRIAL DEVELOPMENT PROGRAM

INTRODUCTION

I. GLOBAL AND REGIONAL SUMMARY  
OCTOBER - DECEMBER 1994 (3RD QUARTER FY 1994-95)

II. ACTIVITY SUMMARY QUARTERLY RESULTS

TOTAL TO PRZ TRADE AND  
AFRICA & MIDDLE EAST AND  
ASIA & PACIFIC ACTIVITY REPORT

EUROPE

LATIN AMERICA & CARIBBEAN

UNITED STATES



OCTOBER - DECEMBER 1994  
(3RD QUARTER FY 1994-95)

TRADE INFORMATION SYSTEMS  
DIVISION (TPP)

JUNE 1995  
DEPARTMENT OF FOREIGN AFFAIRS  
AND INTERNATIONAL TRADE CANADA



## TABLE OF CONTENTS

### INTRODUCTION

#### I. GLOBAL AND REGIONAL SUMMARY OF PROGRAM RESULTS OCTOBER - DECEMBER (3RD QUARTER FISCAL YEAR 1994-95)

#### II. ACTIVITY SUMMARIES

- TOTAL TID PROGRAM (GLOBAL)
- AFRICA & MIDDLE EAST
- ASIA & PACIFIC
- EUROPE
- LATIN AMERICA & CARIBBEAN
- UNITED STATES

In each section, wherever it is presented in the following alphabetical order:

- Africa & Middle East
- Asia & Pacific
- Europe
- Latin America & Caribbean
- United States



## INTRODUCTION

This quarterly report of the Trade and Industrial Development Program covers the period October through December 1994 and contains information drawn from the TID Program Tracking Component of the Planning and Tracking System. The report is based on the returns that were available up to May 18, 1995 from a total of ninety-two (92) missions in all five major regions abroad.

There are two main sections to this report:

Section I, immediately following, consists of six program results summaries; one for each major region and one for "All Regions", i.e. a global summary. Each page summarizes a respective region:

- business activity reported and highlights of that activity;
- key statistics on trade and investment enquiries;
- number of business visitors.

Section II, contains an "Activity Report" for each region and its respective posts. The format of these is identical throughout this section, regardless of the level of geographic aggregation. "Activity" on these reports is broken down into TID program activity (items A through J) and activity relating to other mission programs (item K). For each activity there is an indication of the average time spent on the Trade Program by Canada-based and Locally-engaged trade program officers. There is also a "total time allocation" for each activity which should be read as an indicator of program officer person-years. Finally, each report indicates workload by activity. Tourism activities are also included in this report.

In each section, information is presented in the following (alphabetical) order:

- Africa & Middle East
- Asia & Pacific
- Europe
- Latin America & Caribbean
- United States









PROGRAM RESULTS: ALL REGIONS

EXPORTS ACTIVITY

During the October-December 1979 period, thirty-two export agreements were signed, including the following activities:

374 EXPORTS WORTH \$229.62 MILLION

NEW EXPORT CONTRACTS


NEW JOINT VENTURES WORTH \$25 MILLION

NEW INVESTMENT AGREEMENTS WORTH \$10 MILLION

NEW INVESTMENT AGREEMENTS WORTH \$10 MILLION

NEW INVESTMENT AGREEMENTS WORTH \$10 MILLION

NEW INVESTMENT AGREEMENTS WORTH \$10 MILLION



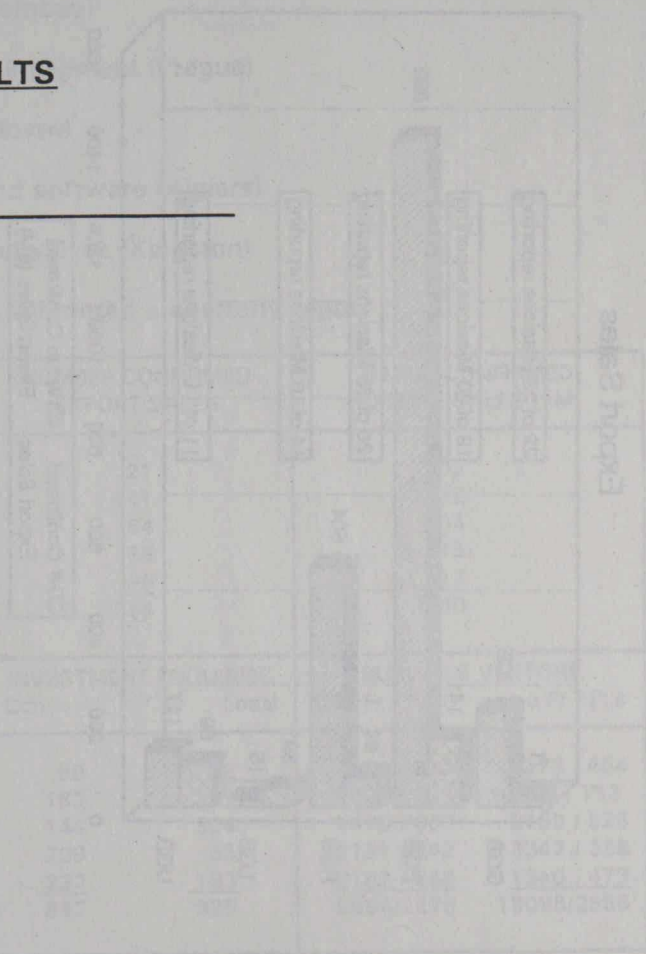
SECTION I

SUMMARY OF PROGRAM

RESULTS

STATISTICS for the thirty-two export agreements

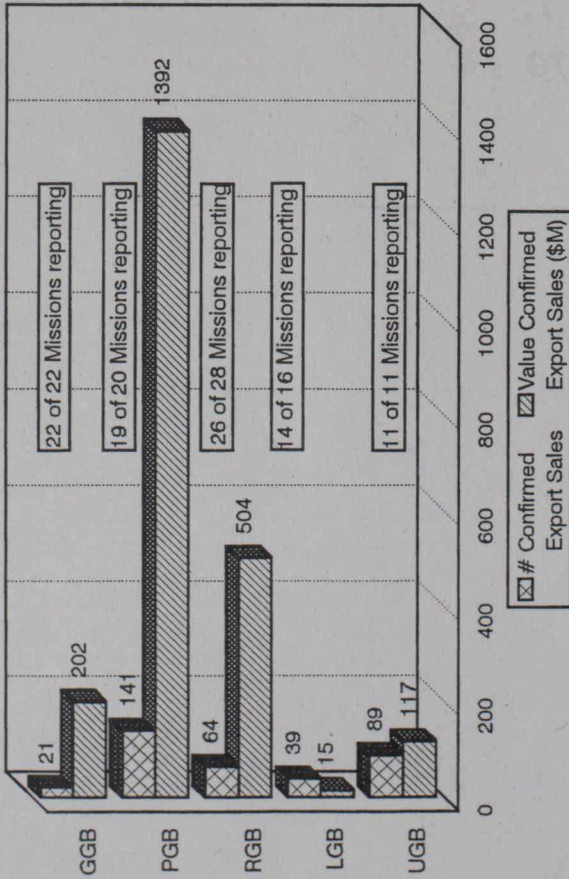
Region	TOTAL	EXPORTING
Africa	22	22
Asia	22	22
Europe	22	22
Latin America	22	22
Middle East	22	22
Investment Agreements	7141	7141
Export Sales	16823	16823
Export Agreements	6967	6967
Export Sales	8123	8123
Export Agreements	2021	2021
Export Sales	48288	48288



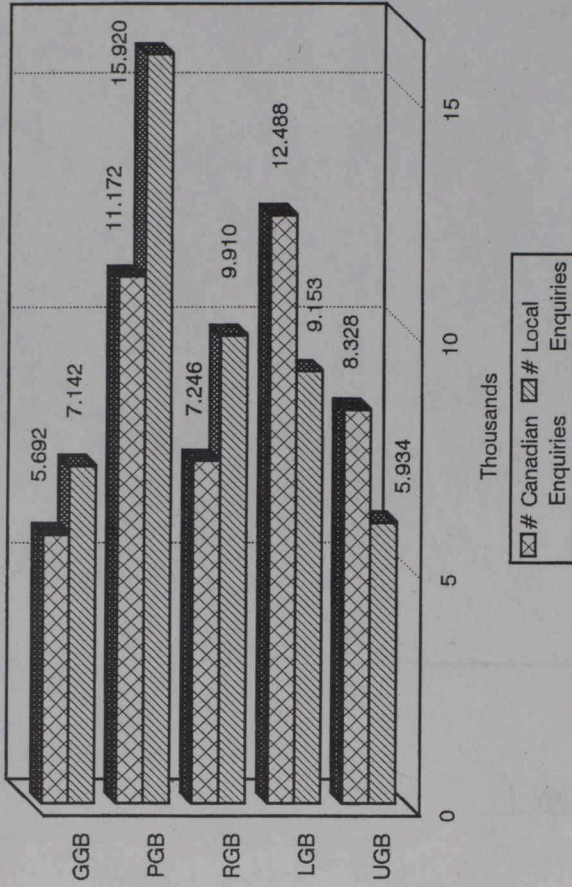
EXPORTS IIA

# All Regions

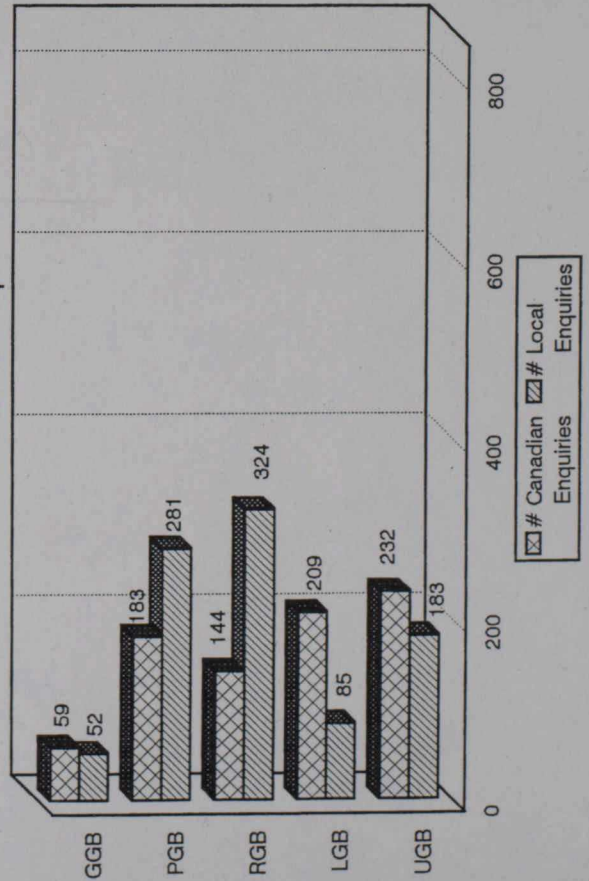
## Export Sales



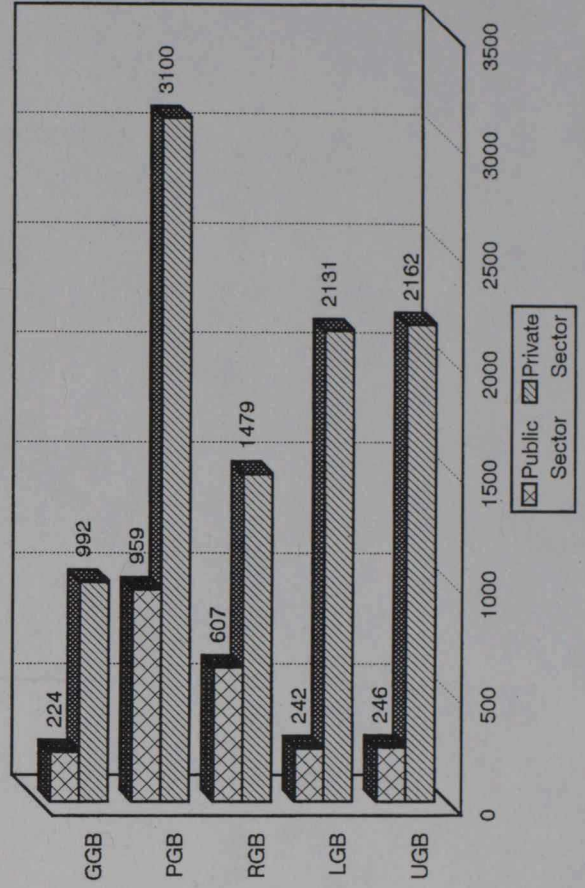
## Trade Enquiries



## Investment Enquiries



## Canadian Business Visitors



**PROGRAM RESULTS: ALL REGIONS**

**BUSINESS ACTIVITY**

During the October - December 1994 period, ninety-two posts submitted quarterly reports identifying the following business activities:

- 354 EXPORT SALES WORTH \$2229.92 MILLION
- 67 NEW BUYING CONNECTIONS / 99 AGENCY AGREEMENTS
- 76 NEW JOINT VENTURES WORTH \$841.7 MILLION / 11 LICENSING AGREEMENTS WORTH \$24.5 MILLION
- 8 FOREIGN INDUSTRIAL AND COMMERCIAL INVESTMENTS IN CANADA WORTH \$1335.1 MILLION
- 31 CANADIAN INVESTMENTS ABROAD WORTH \$550 MILLION
- 54 TECHNOLOGY TRANSFERS WORTH \$7.71 MILLION

**HIGHLIGHTS:**

- \$37.9 Million - Investment in soda and spring water (Chicago)
- \$30 Million - Sale of cellular telephone systems (Tel Aviv)
- \$13 Million - New joint venture virtual reality theme parks (Tokyo)
- \$10.83 Million - Sale of office furniture and fixtures (Atlanta)
- \$9 Million - Sale of microwave system (Helsinki)
- \$4.2 Million - Sale of portable greenhouse (Bombay)
- \$3.5 Million - Sale of waste water treatment equipment (Prague)
- \$1.87 Million - Sale of care consulting (Bridgetown)
- \$1.5 Million - Sale of computer equipment and software (Algiers)
- \$1 Million - New joint venture of pumps and valves (Kingston)

**KEY STATISTICS:** for the ninety-two posts having submitted a quarterly report

REGIONS	MISSIONS		NUMBER CONFIRMED EXPORT SALES		VALUE CONFIRMED EXPORT SALES (\$M)	
	TOTAL	REPORTING				
Africa & Middle East	22	22	21		202	
Asia & Pacific	20	19	141		1392	
Europe	28	26	64		504	
Latin America & Caribbean	16	14	39		15	
United States	11	11	89		117	
	97	92	354		2230	

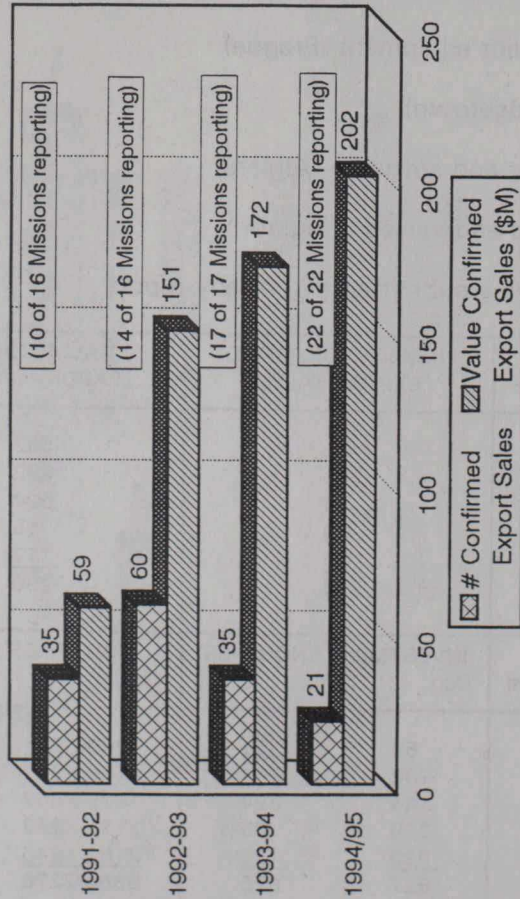
  

REGIONS	TRADE ENQUIRIES		INVESTMENT ENQUIRIES		BUSINESS VISITORS	
	Cdn	Local	Cdn	Local	Cdn Pr / Pub	Loc Pr / Pub
Africa & Middle East	5692	7142	59	52	992 / 224	1979 / 454
Asia & Pacific	11172	15920	183	281	3100 / 959	10251 / 713
Europe	7246	9910	144	324	1479 / 607	2169 / 528
Latin America & Caribbean	12488	9153	209	85	2131 / 242	2347 / 388
United States	8328	5934	232	183	2162 / 246	1340 / 473
	44926	48059	827	925	9864/2278	18086/2556

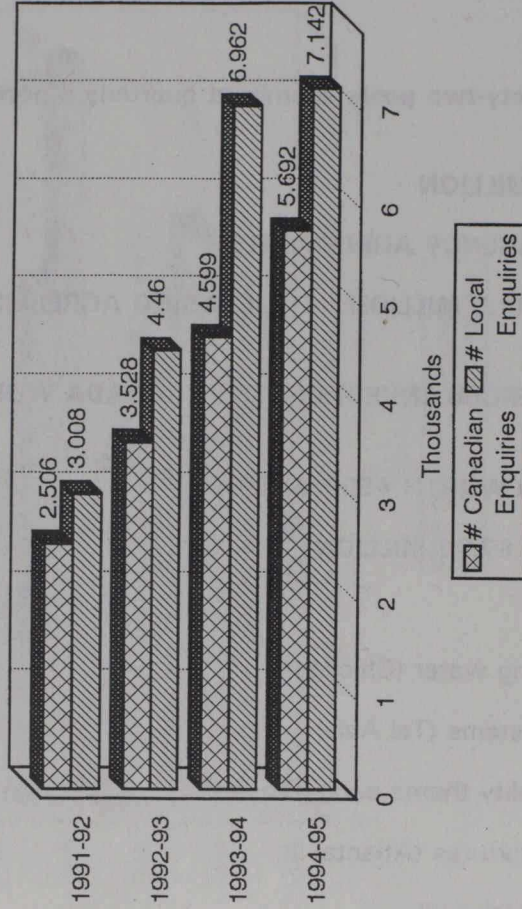
# Africa and Middle-East

(3rd Quarter, Year to Year Comparison)

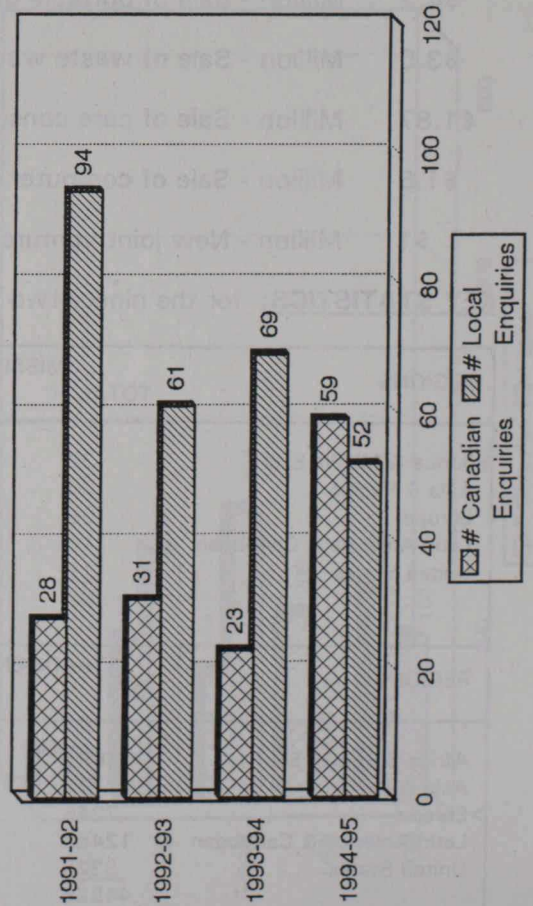
### Export Sales



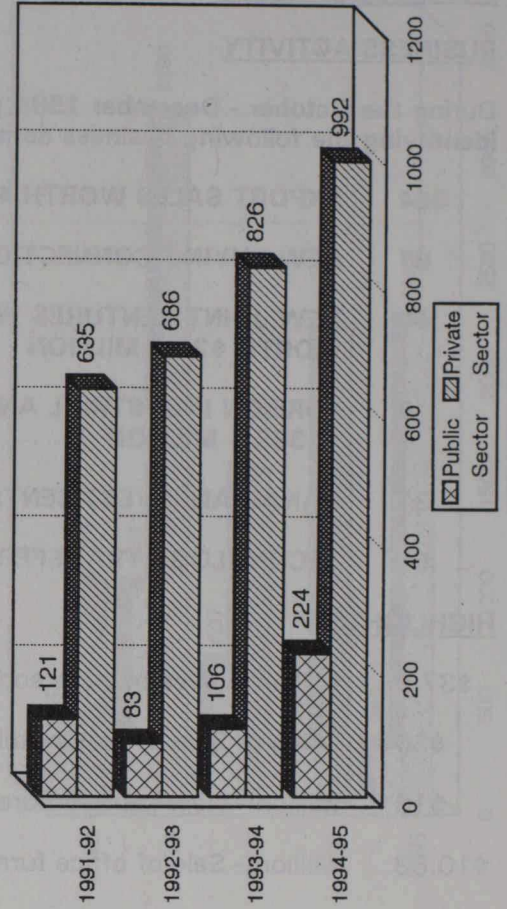
### Trade Enquiries



### Investment Enquiries



### Canadian Business Visitors



## PROGRAM RESULTS: AFRICA & MIDDLE-EAST

### BUSINESS ACTIVITY

During the October - December 1994 period twenty-two posts reported the following business activity:

- 21 EXPORT SALES WORTH \$202.38 MILLION
- 2 NEW BUYING CONNECTIONS / 6 AGENCY AGREEMENTS
- 2 NEW JOINT VENTURES
- 4 CANADIAN INVESTMENT IN TERRITORY
- 5 TECHNOLOGY TRANSFERS

### HIGHLIGHTS:

- \$30 Million - Sale of cellular telephone systems (Tel Aviv)
- \$2.2 Million - Sale of livres and formation (Algiers)
- \$2.1 Million - Sale of newsprint (Cairo)
- \$2 Million - Sale of liner paper (Tel Aviv)
- \$1.5 Million - Sale of pipes (Amman)
- \$1.5 Million - Sale of computer equipment and software (Algiers)

**KEY STATISTICS:** for the twenty-two posts reporting workload information

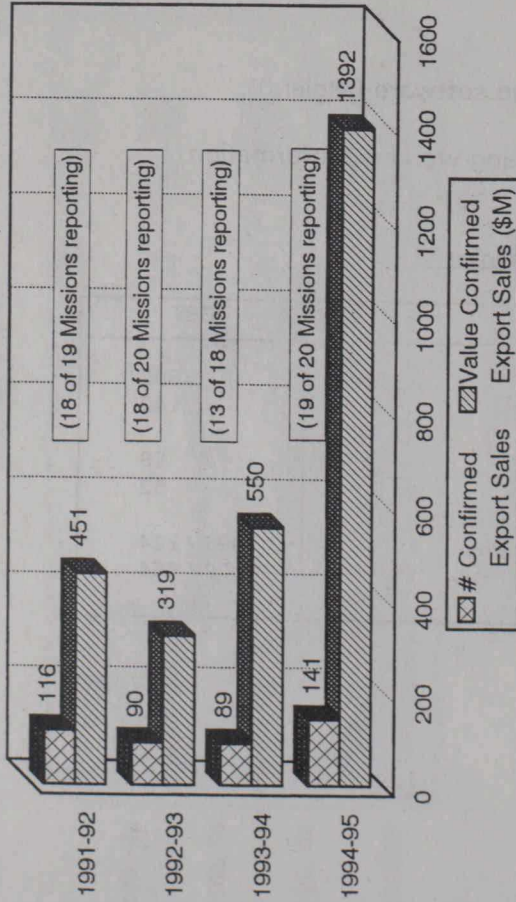
#### Missions Reporting To

		GBT
No. Trade Enquiries	Cdn	5692
	Local	7142
No. Investment Enquiries	Cdn	59
	Local	52
No. Business Visitors	Cdn Pr / Pub	992 / 224
	Local Pr / Pub	1979 / 454

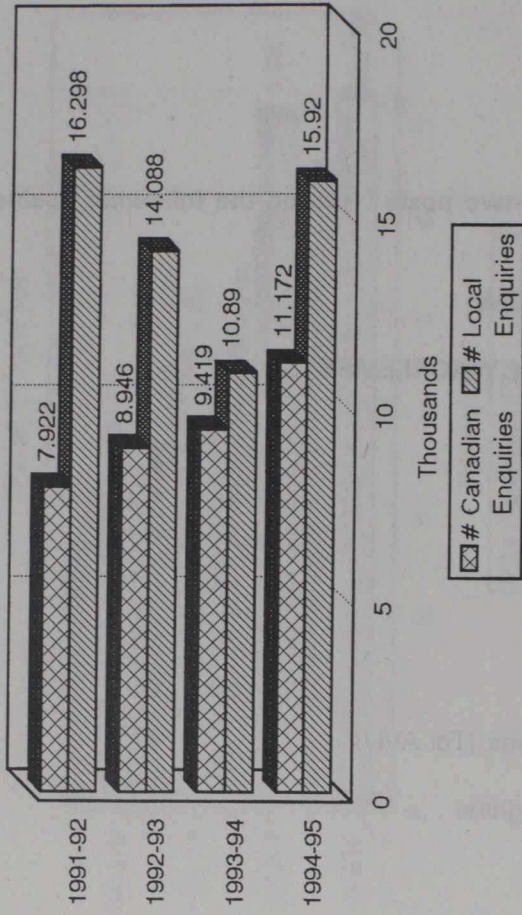
# Asia and Pacific

(3rd Quarter, Year to Year Comparison)

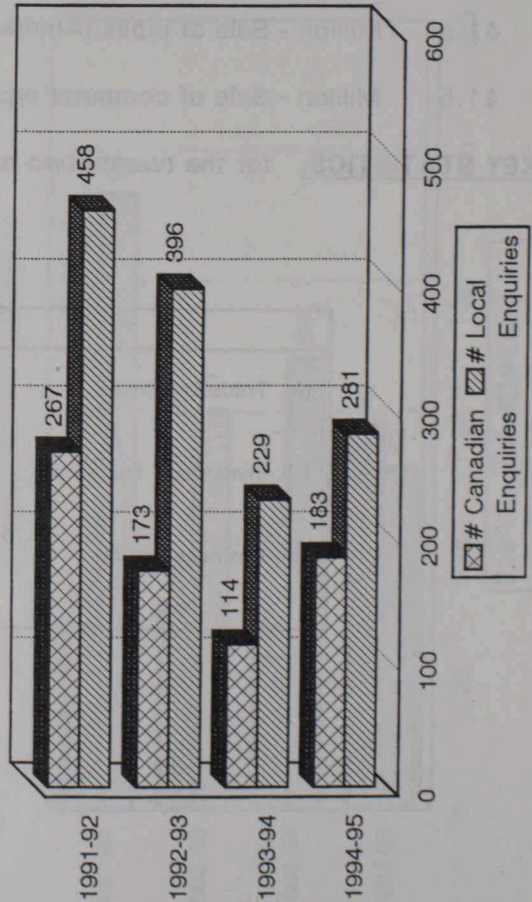
### Export Sales



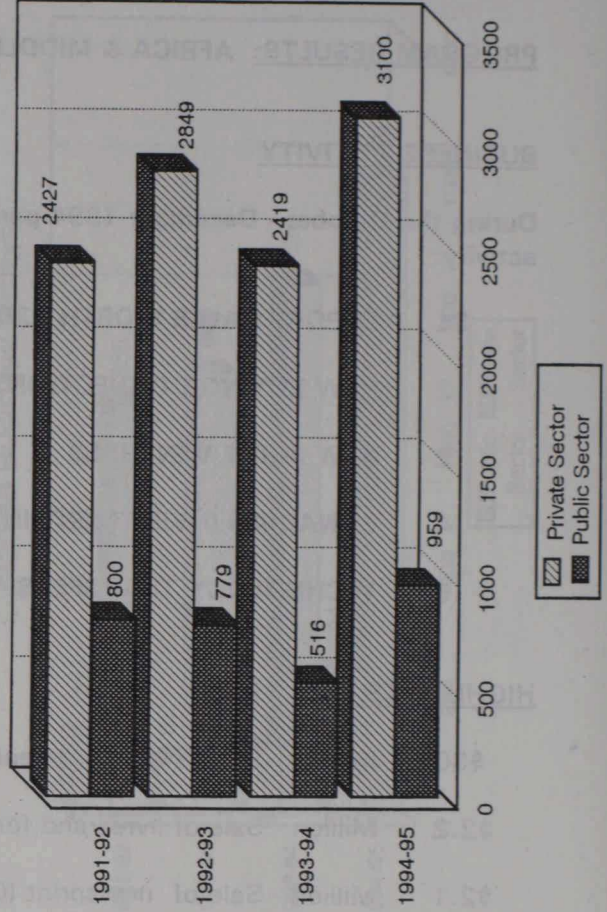
### Trade Enquiries



### Investment Enquiries



### Canadian Business Visitors





**PROGRAM RESULTS: ASIA & PACIFIC**

**BUSINESS ACTIVITY**

During the October - December 1994 period nineteen posts reported the following business activity:

- 141 EXPORT SALES WORTH \$1391.96 MILLION
- 14 NEW BUYING CONNECTIONS / 17 AGENCY AGREEMENTS
- 46 NEW JOINT VENTURES WORTH \$830 MILLION / 4 LICENSING AGREEMENTS WORTH \$24.5 MILLION
- 4 FOREIGN INDUSTRIAL AND COMMERCIAL INVESTMENT IN CANADA WORTH \$835.1 MILLION
- 8 CANADIAN INVESTMENTS IN TERRITORY WORTH \$502 MILLION
- 10 TECHNOLOGY TRANSFERS WORTH 5.46 MILLION

**HIGHLIGHTS:**

- \$800 Million - Territory investment in Canada in nickel mining and processing (Jakarta)
- \$280 Million - New joint venture in military vehicles (Canberra)
- \$200 Million - Sale of Kraft/bleached pulp wood mill (Beijing)
- \$70 Million - Sale of aircraft (CTOT/Taipei)
- \$13 Million - New joint venture in virtual reality theme parks (Tokyo)
- \$4.2 Million - Sale of portable greenhouse (Bombay)

**KEY STATISTICS:** for the nineteen posts reporting workload information

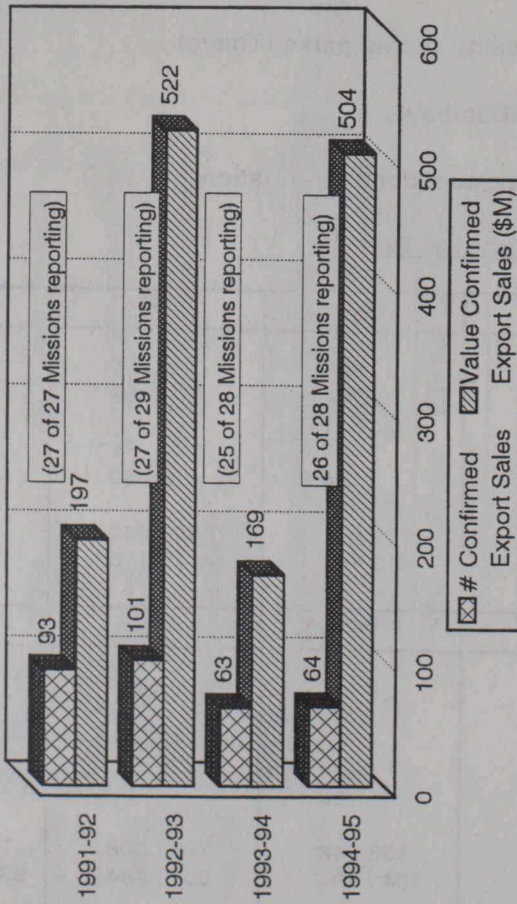
Missions Reporting To

		PSA	PSE	PSP
No. Trade Enquiries	Cdn	885	4704	1035
	Local	2201	4362	940
No. Investment Enquiries	Cdn	16	85	7
	Local	74	30	11
No. Business Visitors	Cdn Pr / Pub	271 / 61	1080 / 240	93 / 22
	Local Pr / Pub	613 / 29	417 / 116	134 / 46
		PKE	PRC	PJP
No. Trade Enquiries	Cdn	1152	1614	1782
	Local	726	712	6979
No. Investment Enquiries	Cdn	24	40	11
	Local	28	86	52
No. Business Visitors	Cdn Pr / Pub	138 / 48	768 / 308	750 / 280
	Local Pr / Pub	204 / 104	507 / 184	8376 / 234


# Europe and Multilateral

(3rd Quarter, Year to Year Comparison)

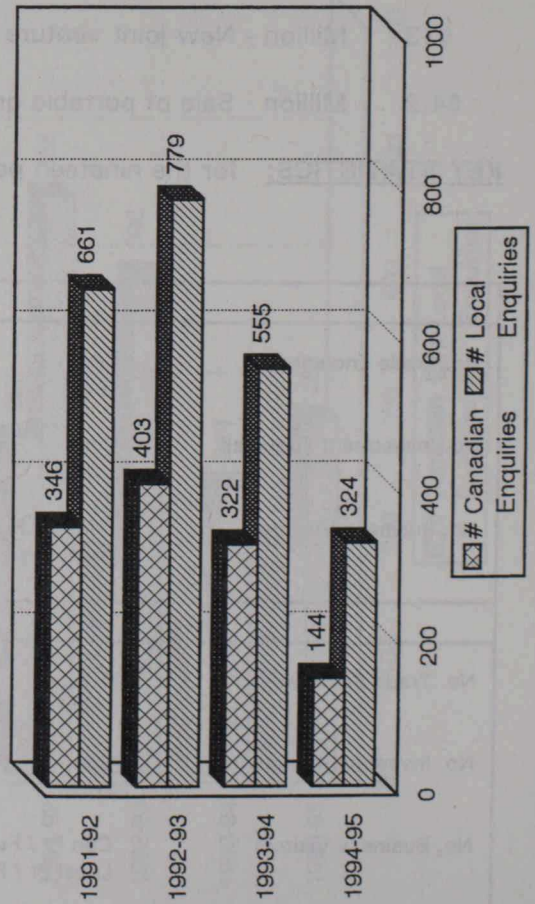
### Export Sales



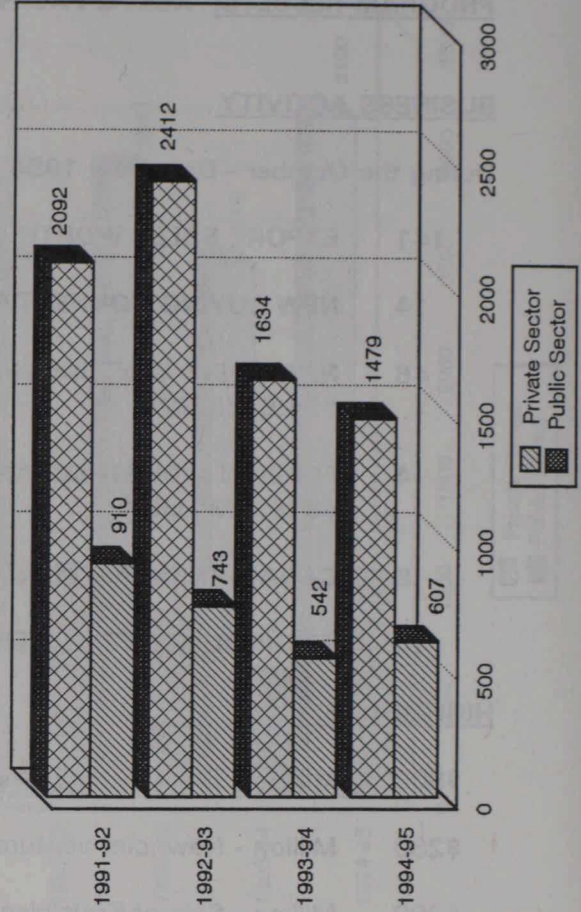
### Trade Enquiries



### Investment Enquiries



### Canadian Business Visitors



## PROGRAM RESULTS: EUROPE

### BUSINESS ACTIVITY

During the October - December 1994 period twenty-six posts reported the following business activity:

- 64 EXPORT SALES WORTH \$504.38 MILLION
- 28 NEW BUYING CONNECTIONS / 65 AGENCY AGREEMENTS
- 18 NEW JOINT VENTURES WORTH \$10 MILLION / 6 LICENSING AGREEMENTS
- 2 FOREIGN INDUSTRIAL AND COMMERCIAL INVESTMENTS IN CANADA WORTH \$500 MILLION
- 16 CANADIAN INVESTMENTS IN TERRITORY WORTH \$.10 MILLION
- 37 TECHNOLOGY TRANSFERS WORTH \$2 MILLION

### HIGHLIGHTS:

- \$500 Million - Territory investment in Canada in laser power (Munich)
- \$100 Million - Sale of remote sensing equipment (Milan)
- \$40 Million - New agency agreement imax, omnimax and 3 dimension (Madrid)
- \$10 Million - New joint venture in bakery ovens (Bucharest)
- \$9 Million - Sale of microwave system (Helsinki)
- \$3.5 Million - Sale of waste water treatment equipment (Prague)

**KEY STATISTICS:** for the twenty-six posts reporting workload information

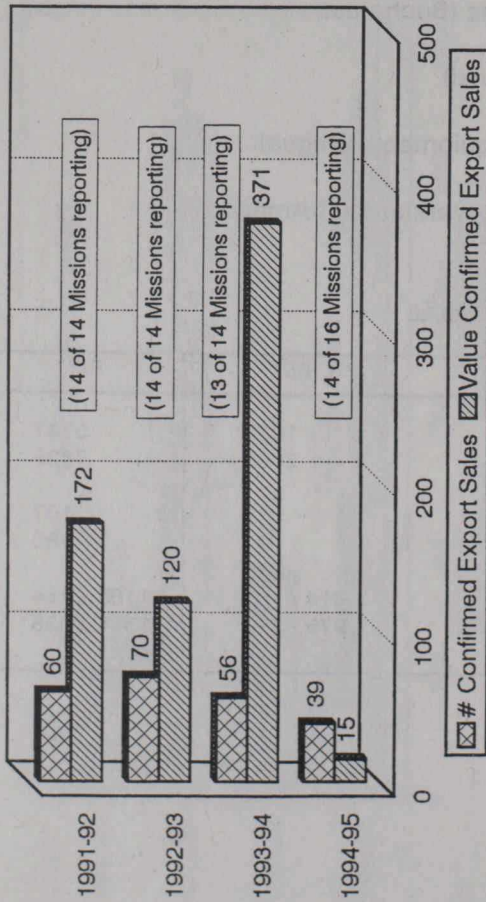
#### Missions Reporting To

		RBT	RWT
No. Trade Enquiries	Cdn	1899	5347
	Local	2085	7825
No. Investment Enquiries	Cdn	37	107
	Local	34	290
No. Business Visitors	Cdn Pr / Pub	314 / 153	1165 / 454
	Local Pr / Pub	275 / 290	1894 / 238

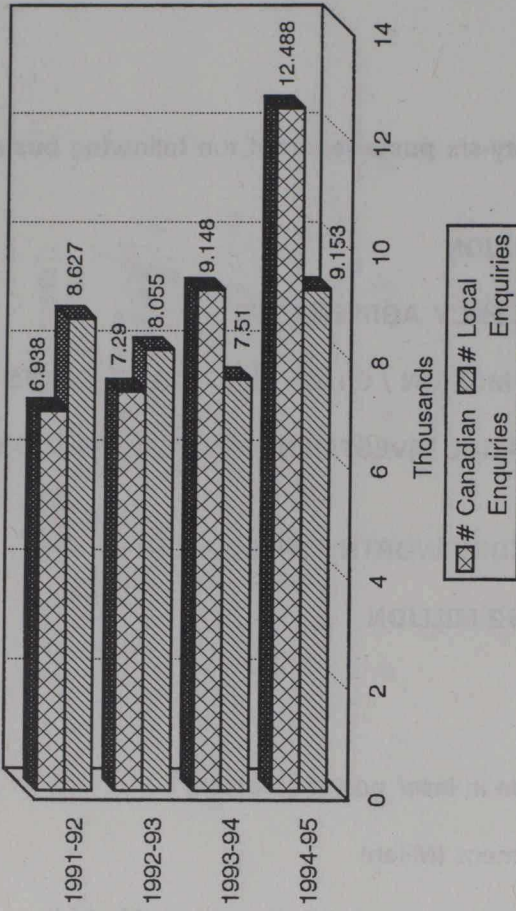
# Latin America and Caribbean

(3rd Quarter, Year to Year Comparison)

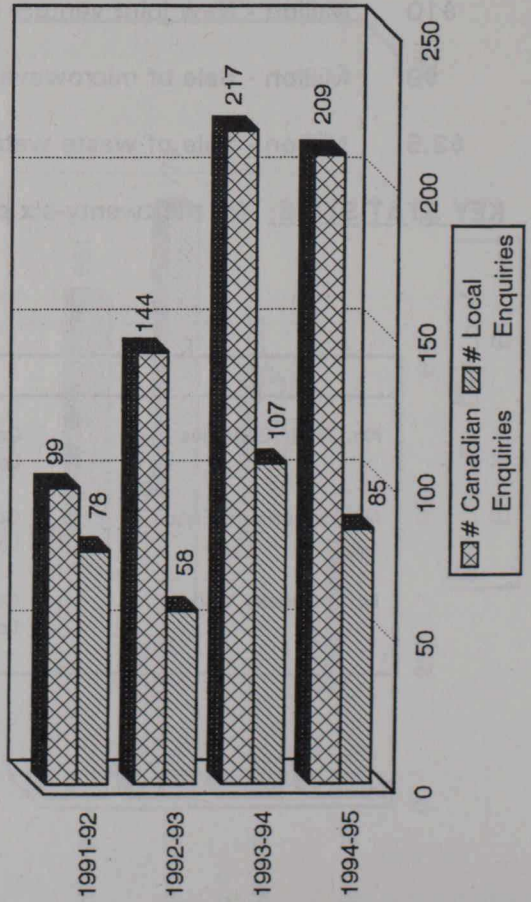
### Export Sales



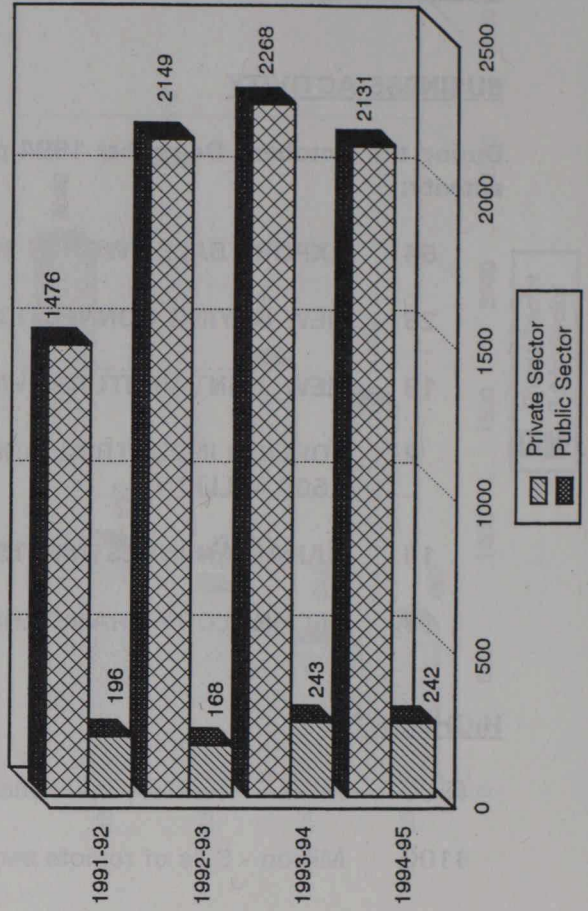
### Trade Enquiries



### Investment Enquiries



### Canadian Business Visitors



## PROGRAM RESULTS: LATIN AMERICA & CARIBBEAN

### BUSINESS ACTIVITY

During the October - December 1994 period fourteen posts reported the following business activity:

- 39 EXPORT SALES WORTH \$14.53 MILLION
- 11 NEW BUYING CONNECTIONS / 3 AGENCY AGREEMENTS
- 3 NEW JOINT VENTURES WORTH \$1 MILLION / 1 LICENSING AGREEMENT
- 1 CANADIAN INVESTMENT IN TERRITORY
- 1 TECHNOLOGY TRANSFER

### HIGHLIGHTS:

- \$1.87 Million - Sale of care consulting (Bridgetown)
- \$1.8 Million - Sale of paging radio equipment (Mexico)
- \$1.36 Million - Sale of seed potatoes (Havana)
- \$1.3 Million - Sale of Cospas-Sarsat local terminal (Lima)
- \$1.12 Million - Sale of seed potatoes (Havana)
- \$1 Million - New joint venture of pumps and valves (Kingston)

**KEY STATISTICS:** for the fourteen posts reporting workload information

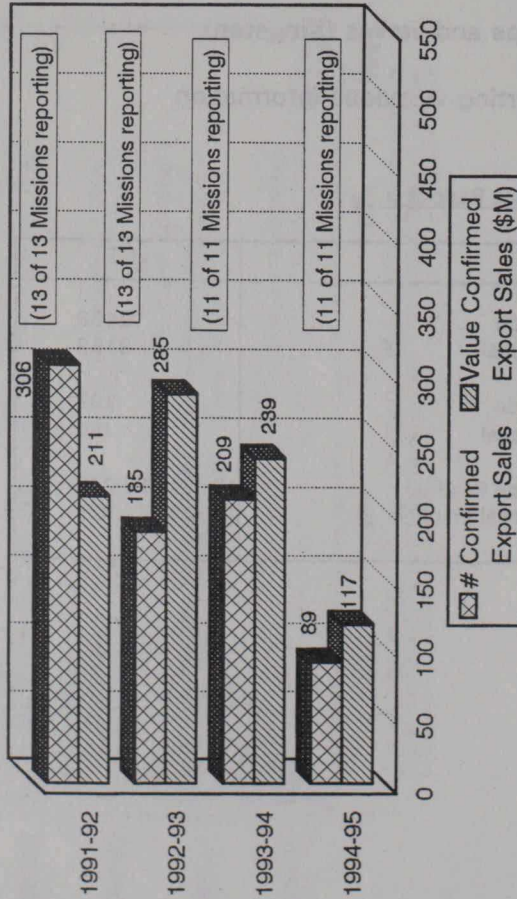
#### Missions Reporting To

		LGT
No. Trade Enquiries	Cdn	12488
	Local	9153
No. Investment Enquiries	Cdn	209
	Local	85
No. Business Visitors	Cdn Pr / Pub	2131 / 242
	Local Pr / Pub	2347 / 388

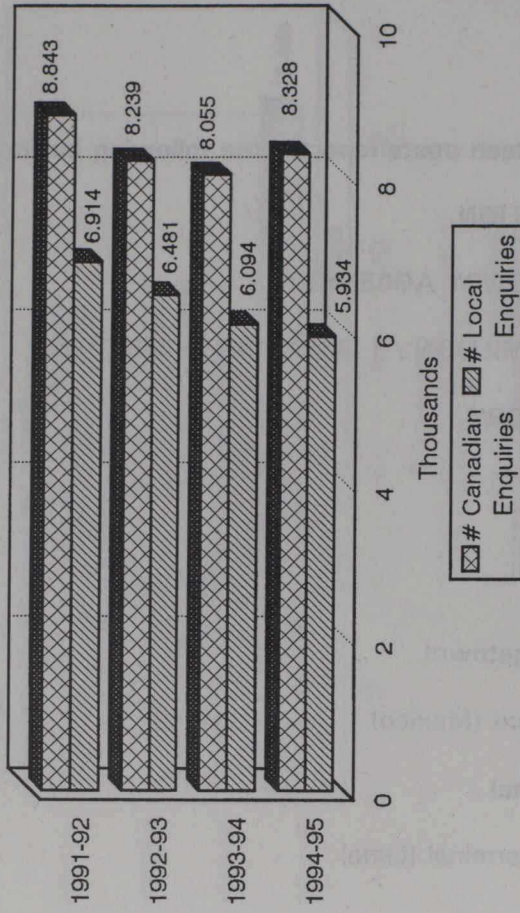
# United States

(3rd Quarter, Year to Year Comparison)

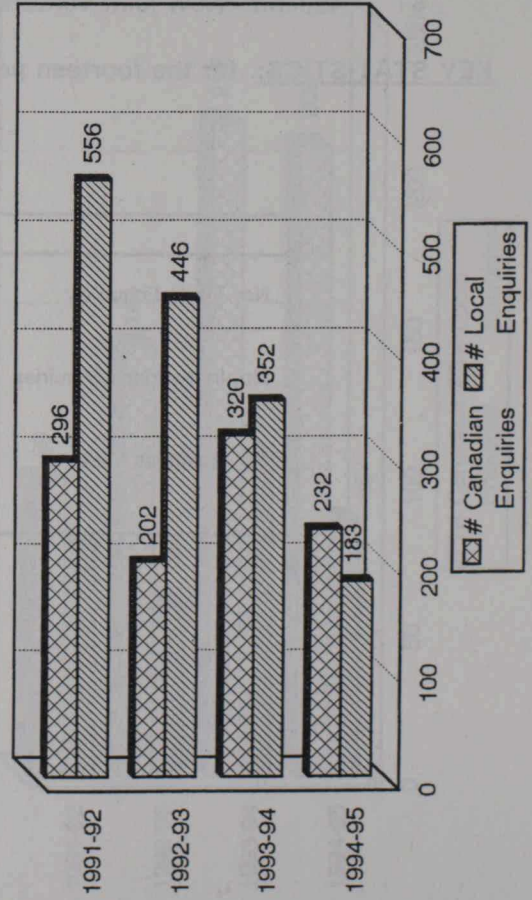
### Export Sales



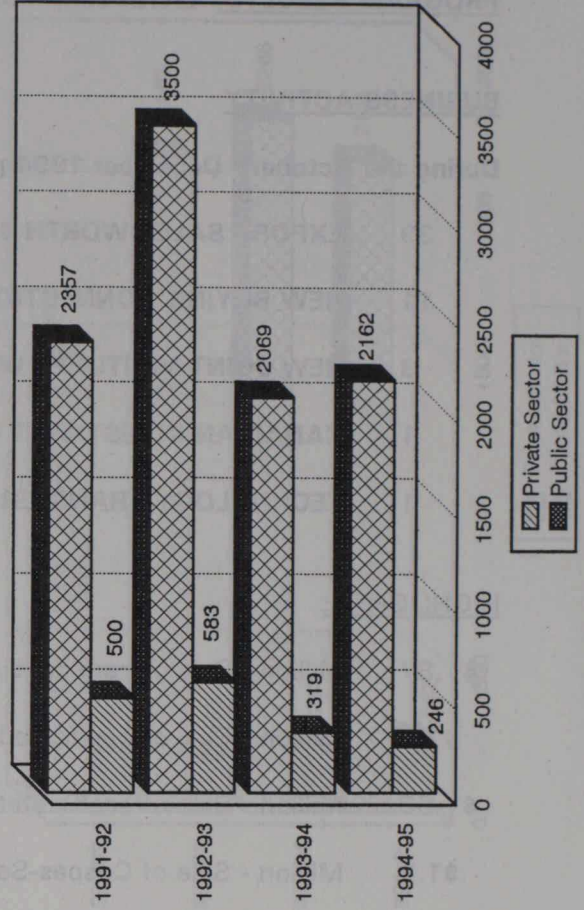
### Trade Enquiries



### Investment Enquires



### Canadian Business Visitors



**PROGRAM RESULTS: UNITED STATES**

**BUSINESS ACTIVITY**

During the October - December 1994 period eleven posts reported the following business activities:

- 89 EXPORT SALES WORTH \$116.67 MILLION
- 12 NEW BUYING CONNECTIONS / 8 AGENCY AGREEMENTS
- 7 NEW JOINT VENTURES WORTH \$.7 MILLION
- 2 FOREIGN INDUSTRIAL AND COMMERCIAL INVESTMENTS IN CANADA
- 2 CANADIAN INVESTMENTS IN TERRITORY WORTH \$47.9 MILLION
- 1 TECHNOLOGY TRANSFER WORTH .25 MILLION

**HIGHLIGHTS:**

- \$61.4 Million - Sale of new building at UW (Seattle)
- \$37.9 Million - Canadian investment in territory soda and spring water (Chicago)
- \$10.83 Million - Sale of office furniture & fixtures (Atlanta)
- \$5 Million - Sale of "Bulletproof" imaging system (Washington)
- \$2.5 Million - Sale of office furniture (Chicago)
- \$1 Million - Sale of fresh clams (Boston)

**KEY STATISTICS:** for the eleven posts reporting workload information

Missions Reporting To

		UTO	UTI
No. Trade Enquiries	Cdn	5191	3137
	Local	3198	2736
No. Investment Enquiries	Cdn	166	66
	Local	100	83
No. Business Visitors	Cdn Pr / Pub	995 / 140	1167 / 106
	Local Pr / Pub	740 / 391	600 / 82









04/05/95

Foreign Affairs and International Trade

TERRITORY

TRADE TRACING SYSTEM

WORLDWIDE AND DOMESTIC ANNUAL ACTIVITY REPORT  
FOR QUARTERS OF FISCAL YEAR 1994

WORLD TOTALS

		NUMBER	CANADA	NON-CANADA	TOTAL TIME (HOURS)
A. EXPORT/TRADE/POLICY ENQUIRIES	FROM CANADA	1278	1278	0	92.57
	FROM TERRITORIES	2506	0	2506	37.39
B. VISITS TO CLIENTS IN TERRITORIES		1032	1032	0	38.77
C. EXPORT/TRADE/POLICY PROJECTS AND EVENTS		483	483	0	31.88
	CONFERENCE/SEMINARS	452	452	0	32.64
	CONFERENCES/SEMINARS	504	470	34	16.17
	OTHER	333	323	10	8.74
D. COMMERCIAL/ECONOMIC REPORTS BY EXPORT		504	353	151	11.37
	POST-ANALYSIS	1002	802	200	7.05
E. COMMUNICATIONS ACTIVITIES		3495	1.67	3493	8.61
<b>SECTION II</b>					
F. INVESTMENT ENQUIRIES		817	1.74	815	7.54
	FROM TERRITORIES	435	1.04	434	8.58
G. TECHNOLOGY INFLOW PROGRAM		739	7.49	732	3.52
	FROM TERRITORIES	112	3.28	80	2.04
H. PARTICIPATION IN PROGRAMS OUTSIDE POSTS		1	1.93	1.63	8.14
<b>RESULTS</b>					
I. SERVICE REQUESTS BY GOV'T		1064	1.13	1.34	1.50
	FEDERAL GOVERNMENT	991	1.13	1.33	7.23
	PROVINCES/TERRITORIES	1596	2.31	1.68	10.82
	PROVINCES/TERRITORIES	1572	1.97	1.64	9.74
J. ADMINISTRATION - PROGRAM MANAGEMENT & ADMIN			11.67	7.18	28.35
	LEAVE & PROFESSIONAL DEVELOP		4.39	4.24	23.07
K. SERVICE TO OTHER MISSION EMPLOYEES			3.73	0.59	8.79
L. TOURISM PROGRAM ACTIVITIES			2.13	6.94	11.71
**** TOTALS ****			99.38	99.89	468.00

NUMBER OF BUSINESS VISITORS (PUBLIC SECTOR) FROM CANADA : 1278

FROM TERRITORY : 2506

NUMBER OF BUSINESS VISITORS (PRIVATE SECTOR) FROM CANADA : 9864

FROM TERRITORY : 18386

NUMBER OF TRADE APPLICATIONS COMPLETED ON : 476

NUMBER OF OCCUPIED OFFICE PORTIONS : CANADA BASED : 691

LOCALLY ENGAGED : 272



19/05/95

## Foreign Affairs and International Trade

TSRPT02E

## TRADE TRACKING SYSTEM

WORKLOAD AND OFFICER SUMMARY ACTIVITY REPORT  
FOR QUARTER 3 OF FISCAL YEAR 1994

## WORLD TOTALS

	NUMBER	% OFFICER-TIME CANADA	LOC-ENG	TOTAL-TIME PERSON-QTR
A.EXPORT/TRADE/POLICY ENQUIRIES FROM CANADA	: 44926	15.12	23.14	92.99
FROM TERRITORIES	: 48059	9.99	17.65	67.99
B.VISITS TO CLIENTS IN TERRITORY	: 8512	10.30	9.05	44.77
C.EXPORT/TRADE/POLICY PROJECTS AND EVENTS				
FAIRS	: 365	4.35	5.43	23.36
MISSIONS	: 452	7.28	6.75	32.64
CONFERENCE SEMINARS	: 504	4.00	3.14	16.37
OTHER	: 333	2.29	1.57	8.74
D.COMMERCIAL* ECONOMIC REPORTS HQ REQUESTED	: 504	2.92	2.03	11.22
POST INITIATED	: 1005	4.62	3.29	17.95
E.COMMUNICATIONS ACTIVITIES	: 3295	2.67	1.26	8.61
F.INVESTMENT ENQUIRIES				
FROM CANADA	: 827	1.74	1.55	7.64
FROM TERRITORIES	: 925	1.54	2.06	8.68
G.TECHNOLOGY INFLOW PROGRAM ENQR'S FRM CANADA	: 529	0.49	1.07	3.92
CONNECTIONS ARRANGED	: 312	0.26	0.55	2.04
H.PARTICPT'N IN PROG-REL EVENTS OUTSIDE POST	:	1.93	1.69	8.38
I.SERVICE REQUESTS FM GOV'T SOURCES				
NGO	: 1066	1.13	0.84	4.50
HOST GOVERNMENT	: 991	1.85	1.32	7.23
OTHER DEPARTMENT	: 1606	2.91	1.89	10.82
PROVINCES/MUNICIPALITIES	: 1572	2.57	1.66	9.53
J.ADMINISTRATION: PROGRAM MANAGEMENT & ADMIN.:		11.67	2.18	28.35
LEAVE, PROFESSIONAL DEVELOP :		5.39	4.24	22.07
K.SERVICE TO OTHER MISSION PROGRAMS	:	3.73	0.59	8.79
L.TOURISM PROGRAM ACTIVITIES	:	1.13	6.94	21.41
***** TOTALS *****		99.88	99.89	468.00

NUMBER OF BUSINESS VISITORS (PUBLIC SECTOR)	FROM CANADA	: 2278
	FROM TERRIT	: 2556
NUMBER OF BUSINESS VISITORS (PRIVATE SECTOR)	FROM CANADA	: 9864
	FROM TERRIT	: 18086

NUMBER OF PEMD APPLICATIONS COMMENTED ON	:	478
--	---	-----

NUMBER OF OCCUPIED OFFICER POSITIONS	-CANADA BASED	: 191
	-LOCALLY ENGAGED	: 277









TRADE TRACKING SYSTEM

WORKLOAD AND OFFICER DUTYLOAD REPORT  
AND QUARTERS OF WORK YEAR 1994

AFRICA & MIDDLE EAST

	NUMBER	CANADA	NON-CANADIAN	TOTAL
REPORTS/TRADE/POLICY REQUESTS	12	7.72	29.05	10.33
VISITS TO CLIENTS IN THE FIELD	1142	14.20	19.62	7.13
<u>GBT</u>				
ABIDJAN	22	1.00	4.88	2.15
ACCRA	18	9.15	7.18	8.38
ADDIS ABABA	16	1.80	1.80	8.55
ALGIERS	24	1.33	4.41	4.74
AMMAN	45	2.41	3.75	1.84
CAIRO	80	2.33	1.33	2.22
DAKAR	20	1.41	0.85	0.80
DAR-ES-SALAAM	15	0.53	3.20	5.1
HARARE	22	0.71	1.04	5.18
KINSHASA	10	0.27	0.78	0.23
KUWAIT	18	0.11	0.53	0.18
LAGOS	18	0.11	0.53	0.18
LIBERVILLE	10	0.27	0.78	0.23
LUSAKA	10	0.27	0.78	0.23
NAIROBI	18	1.22	1.88	0.17
PRETORIA	15	2.93	1.43	0.41
RABAT	21.3	2.05	1.43	0.17
RIYADH	37.5	1.14	0.99	0.17
TEHRAN	10	1.83	1.83	0.17
TEL AVIV	10	2.77	2.77	0.17
TUNIS	10	1.22	1.22	0.17
YAOUNDÉ	10	1.22	1.22	0.17

\* Quarterly reports for these posts were not available.



19/05/95

## Foreign Affairs and International Trade

TSRPT02E

## TRADE TRACKING SYSTEM

WORKLOAD AND OFFICER SUMMARY ACTIVITY REPORT  
FOR QUARTER 3 OF FISCAL YEAR 1994

REGION : AFRICA MIDDLE-EAST

	NUMBER	% OFFICER-TIME		TOTAL-TIME PERSON-QTR
		CANADA	LOC-ENG	
A.EXPORT/TRADE/POLICY ENQUIRIES FROM CANADA	: 5692	17.72	29.95	10.38
FROM TERRITORIES	: 7142	13.38	19.62	7.12
B.VISITS TO CLIENTS IN TERRITORY	: 1217	13.38	13.45	5.64
C.EXPORT/TRADE/POLICY PROJECTS AND EVENTS				
FAIRS	: 21	2.61	4.08	1.45
MISSIONS	: 30	9.11	7.16	3.36
CONFERENCE SEMINARS	: 16	1.44	1.20	0.55
OTHER	: 28	1.33	0.41	0.34
D.COMMERCIAL* ECONOMIC REPORTS HQ REQUESTED	: 46	3.61	3.70	1.54
POST INITIATED	: 80	2.33	3.33	1.22
E.COMMUNICATIONS ACTIVITIES	: 32	2.44	0.66	0.60
F.INVESTMENT ENQUIRIES				
FROM CANADA	: 59	0.33	0.20	0.11
FROM TERRITORIES	: 52	0.77	1.00	0.38
G.TECHNOLOGY INFLOW PROGRAM ENQR'S FRM CANADA	: 29	0.27	0.70	0.22
CONNECTIONS ARRANGED	: 12	0.11	0.58	0.16
H.PARTICPT'N IN PROG-REL EVENTS OUTSIDE POST	: 32	3.77	2.50	1.28
I.SERVICE REQUESTS FM GOV'T SOURCES				
NGO	: 43	1.22	0.62	0.37
HOST GOVERNMENT	: 86	2.61	1.45	0.82
OTHER DEPARTMENT	: 230	2.05	1.41	0.71
PROVINCES/MUNICIPALITIES	: 302	1.16	0.95	0.44
J.ADMINISTRATION: PROGRAM MANAGEMENT & ADMIN.	: 7.05	2.45	1.86	
LEAVE, PROFESSIONAL DEVELOP	: 8.77	2.37	2.15	
K.SERVICE TO OTHER MISSION PROGRAMS	: 4.27	1.33	1.09	
L.TOURISM PROGRAM ACTIVITIES	: 0.16	0.75	0.21	
***** TOTALS *****		99.89	99.87	42.00

NUMBER OF BUSINESS VISITORS (PUBLIC SECTOR)	FROM CANADA	: 224
	FROM TERRIT	: 454
NUMBER OF BUSINESS VISITORS (PRIVATE SECTOR)	FROM CANADA	: 992
	FROM TERRIT	: 1979

NUMBER OF PEMD APPLICATIONS COMMENTED ON	: 38
--	------

NUMBER OF OCCUPIED OFFICER POSITIONS	- CANADA BASED	: 18
	- LOCALLY ENGAGED	: 24

19/05/95

Foreign Affairs and International Trade

TSRPT02E

TRADE TRACKING SYSTEM

WORKLOAD AND OFFICER SUMMARY ACTIVITY REPORT  
FOR QUARTER 3 OF FISCAL YEAR 1994

POST : ABIDJAN

	NUMBER	% OFFICER-TIME		TOTAL-TIME PERSON-QTR
		CANADA	LOC-ENG	
A.EXPORT/TRADE/POLICY ENQUIRIES FROM CANADA :	420	40.00	39.00	0.79
FROM TERRITORIES :	268	10.00	16.00	0.26
B.VISITS TO CLIENTS IN TERRITORY :	15	8.00	8.00	0.16
C.EXPORT/TRADE/POLICY PROJECTS AND EVENTS				
FAIRS :	0	0.00	0.00	0.00
MISSIONS :	4	2.00	9.00	0.11
CONFERENCE SEMINARS :	1	0.00	0.00	0.00
OTHER :	1	0.00	2.00	0.02
D.COMMERCIAL* ECONOMIC REPORTS HQ REQUESTED :	3	3.00	6.00	0.09
POST INITIATED :	2	0.00	4.00	0.04
E.COMMUNICATIONS ACTIVITIES :	1	0.00	2.00	0.02
F.INVESTMENT ENQUIRIES				
FROM CANADA :	0	0.00	0.00	0.00
FROM TERRITORIES :	0	0.00	0.00	0.00
G.TECHNOLOGY INFLOW PROGRAM ENQR'S FRM CANADA :	0	0.00	0.00	0.00
CONNECTIONS ARRANGED :	0	0.00	0.00	0.00
H.PARTICPT'N IN PROG-REL EVENTS OUTSIDE POST :		0.00	0.00	0.00
I.SERVICE REQUESTS FM GOV'T SOURCES				
NGO :	1	0.00	1.00	0.01
HOST GOVERNMENT :	4	0.00	2.00	0.02
OTHER DEPARTMENT :	2	0.00	2.00	0.02
PROVINCES/MUNICIPALITIES :	1	0.00	2.00	0.02
J.ADMINISTRATION: PROGRAM MANAGEMENT & ADMIN.:		5.00	1.00	0.06
LEAVE, PROFESSIONAL DEVELOP :		32.00	3.00	0.35
K.SERVICE TO OTHER MISSION PROGRAMS :		0.00	3.00	0.03
L.TOURISM PROGRAM ACTIVITIES :		0.00	0.00	0.00
***** TOTALS *****		100.00	100.00	2.00

NUMBER OF BUSINESS VISITORS (PUBLIC SECTOR)	FROM CANADA :	23
	FROM TERRIT :	27
NUMBER OF BUSINESS VISITORS (PRIVATE SECTOR)	FROM CANADA :	100
	FROM TERRIT :	110
NUMBER OF PEMD APPLICATIONS COMMENTED ON :		0
NUMBER OF OCCUPIED OFFICER POSITIONS	- CANADA BASED :	1
	- LOCALLY ENGAGED :	1

19/05/95

Foreign Affairs and International Trade

TSRPT02E

TRADE TRACKING SYSTEM

WORKLOAD AND OFFICER SUMMARY ACTIVITY REPORT  
FOR QUARTER 3 OF FISCAL YEAR 1994

POST : ACCRA

	NUMBER	% OFFICER-TIME CANADA	LOC-ENG	TOTAL-TIME PERSON-QTR
	-----	-----	-----	-----
A.EXPORT/TRADE/POLICY ENQUIRIES FROM CANADA :	48	0.00	0.00	0.00
FROM TERRITORIES :	27	0.00	0.00	0.00
B.VISITS TO CLIENTS IN TERRITORY :	0	0.00	0.00	0.00
C.EXPORT/TRADE/POLICY PROJECTS AND EVENTS				
FAIRS :	0	0.00	0.00	0.00
MISSIONS :	0	0.00	0.00	0.00
CONFERENCE SEMINARS :	0	0.00	0.00	0.00
OTHER :	0	0.00	0.00	0.00
D.COMMERCIAL* ECONOMIC REPORTS HQ REQUESTED :	0	0.00	0.00	0.00
POST INITIATED :	0	0.00	0.00	0.00
E.COMMUNICATIONS ACTIVITIES :	0	0.00	0.00	0.00
F.INVESTMENT ENQUIRIES				
FROM CANADA :	0	0.00	0.00	0.00
FROM TERRITORIES :	0	0.00	0.00	0.00
G.TECHNOLOGY INFLOW PROGRAM ENQR'S FRM CANADA :	0	0.00	0.00	0.00
CONNECTIONS ARRANGED :	0	0.00	0.00	0.00
H.PARTICPT'N IN PROG-REL EVENTS OUTSIDE POST :		0.00	0.00	0.00
I.SERVICE REQUESTS FM GOV'T SOURCES				
NGO :	0	0.00	0.00	0.00
HOST GOVERNMENT :	0	0.00	0.00	0.00
OTHER DEPARTMENT :	0	0.00	0.00	0.00
PROVINCES/MUNICIPALITIES :	0	0.00	0.00	0.00
J.ADMINISTRATION: PROGRAM MANAGEMENT & ADMIN.:		0.00	0.00	0.00
LEAVE, PROFESSIONAL DEVELOP :		0.00	0.00	0.00
K.SERVICE TO OTHER MISSION PROGRAMS :		0.00	0.00	0.00
L.TOURISM PROGRAM ACTIVITIES :		0.00	0.00	0.00
***** TOTALS *****		0.00	0.00	0.00

NUMBER OF BUSINESS VISITORS (PUBLIC SECTOR) FROM CANADA : 5  
FROM TERRIT : 15  
NUMBER OF BUSINESS VISITORS (PRIVATE SECTOR) FROM CANADA : 11  
FROM TERRIT : 60  
NUMBER OF PEMD APPLICATIONS COMMENTED ON : 0  
NUMBER OF OCCUPIED OFFICER POSITIONS - CANADA BASED : 0  
- LOCALLY ENGAGED : 0

19/05/95

Foreign Affairs and International Trade

TSRPT02E

TRADE TRACKING SYSTEM

WORKLOAD AND OFFICER SUMMARY ACTIVITY REPORT  
FOR QUARTER 3 OF FISCAL YEAR 1994

POST : ADDIS ABABA

	NUMBER	% OFFICER-TIME		TOTAL-TIME PERSON-QTR
		CANADA	LOC-ENG	
A.EXPORT/TRADE/POLICY ENQUIRIES FROM CANADA :	110	0.00	0.00	0.00
FROM TERRITORIES :	103	0.00	0.00	0.00
B.VISITS TO CLIENTS IN TERRITORY :	0	0.00	0.00	0.00
C.EXPORT/TRADE/POLICY PROJECTS AND EVENTS				
FAIRS :	0	0.00	0.00	0.00
MISSIONS :	0	0.00	0.00	0.00
CONFERENCE SEMINARS :	0	0.00	0.00	0.00
OTHER :	0	0.00	0.00	0.00
D.COMMERCIAL* ECONOMIC REPORTS HQ REQUESTED :	0	0.00	0.00	0.00
POST INITIATED :	0	0.00	0.00	0.00
E.COMMUNICATIONS ACTIVITIES :	0	0.00	0.00	0.00
F.INVESTMENT ENQUIRIES				
FROM CANADA :	0	0.00	0.00	0.00
FROM TERRITORIES :	0	0.00	0.00	0.00
G.TECHNOLOGY INFLOW PROGRAM ENQR'S FRM CANADA :	0	0.00	0.00	0.00
CONNECTIONS ARRANGED :	0	0.00	0.00	0.00
H.PARTICIP'T'N IN PROG-REL EVENTS OUTSIDE POST :		0.00	0.00	0.00
I.SERVICE REQUESTS FM GOV'T SOURCES				
NGO :	0	0.00	0.00	0.00
HOST GOVERNMENT :	0	0.00	0.00	0.00
OTHER DEPARTMENT :	0	0.00	0.00	0.00
PROVINCES/MUNICIPALITIES :	0	0.00	0.00	0.00
J.ADMINISTRATION: PROGRAM MANAGEMENT & ADMIN.:		0.00	0.00	0.00
LEAVE, PROFESSIONAL DEVELOP :		0.00	0.00	0.00
K.SERVICE TO OTHER MISSION PROGRAMS :		0.00	0.00	0.00
L.TOURISM PROGRAM ACTIVITIES :		0.00	0.00	0.00
***** TOTALS *****		0.00	0.00	0.00

NUMBER OF BUSINESS VISITORS (PUBLIC SECTOR)	FROM CANADA :	4
	FROM TERRIT :	7
NUMBER OF BUSINESS VISITORS (PRIVATE SECTOR)	FROM CANADA :	18
	FROM TERRIT :	21
NUMBER OF PEMD APPLICATIONS COMMENTED ON :		0
NUMBER OF OCCUPIED OFFICER POSITIONS	-CANADA BASED :	0
	-LOCALLY ENGAGED :	0

19/05/95

Foreign Affairs and International Trade

TSRPT02E

TRADE TRACKING SYSTEM

WORKLOAD AND OFFICER SUMMARY ACTIVITY REPORT  
FOR QUARTER 3 OF FISCAL YEAR 1994

POST : ALGIERS

	NUMBER	% OFFICER-TIME CANADA	LOC-ENG	TOTAL-TIME PERSON-QTR
A.EXPORT/TRADE/POLICY ENQUIRIES FROM CANADA	: 180	15.00	30.00	0.75
FROM TERRITORIES	: 130	5.00	15.00	0.35
B.VISITS TO CLIENTS IN TERRITORY	: 30	5.00	10.00	0.25
C.EXPORT/TRADE/POLICY PROJECTS AND EVENTS				
FAIRS	: 0	0.00	0.00	0.00
MISSIONS	: 1	0.00	0.00	0.00
CONFERENCE SEMINARS	: 0	0.00	0.00	0.00
OTHER	: 0	0.00	0.00	0.00
D.COMMERCIAL* ECONOMIC REPORTS HQ REQUESTED	: 1	10.00	7.50	0.25
POST INITIATED	: 3	5.00	2.50	0.10
E.COMMUNICATIONS ACTIVITIES	: 0	0.00	0.00	0.00
F.INVESTMENT ENQUIRIES				
FROM CANADA	: 0	0.00	0.00	0.00
FROM TERRITORIES	: 6	0.00	5.00	0.10
G.TECHNOLOGY INFLOW PROGRAM ENQR'S FRM CANADA	: 0	0.00	0.00	0.00
CONNECTIONS ARRANGED	: 0	0.00	0.00	0.00
H.PARTICPT'N IN PROG-REL EVENTS OUTSIDE POST	: 10.00	10.00	10.00	0.30
I.SERVICE REQUESTS FM GOV'T SOURCES				
NGO	: 2	5.00	0.00	0.05
HOST GOVERNMENT	: 32	10.00	5.00	0.20
OTHER DEPARTMENT	: 19	5.00	5.00	0.15
PROVINCES/MUNICIPALITIES	: 0	0.00	0.00	0.00
J.ADMINISTRATION: PROGRAM MANAGEMENT & ADMIN.	: 5.00	5.00	0.00	0.05
LEAVE, PROFESSIONAL DEVELOP	: 15.00	15.00	10.00	0.35
K.SERVICE TO OTHER MISSION PROGRAMS	: 10.00	10.00	0.00	0.10
L.TOURISM PROGRAM ACTIVITIES	: 0.00	0.00	0.00	0.00
***** TOTALS *****		100.00	100.00	3.00

NUMBER OF BUSINESS VISITORS (PUBLIC SECTOR)	FROM CANADA	: 0
	FROM TERRIT	: 30
NUMBER OF BUSINESS VISITORS (PRIVATE SECTOR)	FROM CANADA	: 16
	FROM TERRIT	: 69
NUMBER OF PEMD APPLICATIONS COMMENTED ON		: 1
NUMBER OF OCCUPIED OFFICER POSITIONS	- CANADA BASED	: 1
	- LOCALLY ENGAGED	: 2

19/05/95

Foreign Affairs and International Trade

TSRPT02E

TRADE TRACKING SYSTEM

WORKLOAD AND OFFICER SUMMARY ACTIVITY REPORT  
FOR QUARTER 3 OF FISCAL YEAR 1994

POST : AMMAN

	NUMBER	% OFFICER-TIME		TOTAL-TIME PERSON-QTR
		CANADA	LOC-ENG	
A.EXPORT/TRADE/POLICY ENQUIRIES FROM CANADA	: 174	0.00	29.33	0.88
FROM TERRITORIES	: 160	0.00	24.33	0.73
B.VISITS TO CLIENTS IN TERRITORY	: 47	20.00	20.66	0.82
C.EXPORT/TRADE/POLICY PROJECTS AND EVENTS				
FAIRS	: 0	0.00	0.00	0.00
MISSIONS	: 3	50.00	17.00	1.01
CONFERENCE SEMINARS	: 0	0.00	0.00	0.00
OTHER	: 0	0.00	0.00	0.00
D.COMMERCIAL* ECONOMIC REPORTS				
HQ REQUESTED	: 1	10.00	0.00	0.10
POST INITIATED	: 6	0.00	5.33	0.16
E.COMMUNICATIONS ACTIVITIES	: 0	0.00	0.00	0.00
F.INVESTMENT ENQUIRIES				
FROM CANADA	: 1	0.00	0.33	0.01
FROM TERRITORIES	: 5	0.00	1.33	0.04
G.TECHNOLOGY INFLOW PROGRAM ENQR'S FRM CANADA	: 0	0.00	0.00	0.00
CONNECTIONS ARRANGED	: 0	0.00	0.00	0.00
H.PARTICPT'N IN PROG-REL EVENTS OUTSIDE POST	: 0	0.00	0.00	0.00
I.SERVICE REQUESTS FM GOV'T SOURCES				
NGO	: 0	5.00	0.66	0.07
HOST GOVERNMENT	: 0	10.00	0.00	0.10
OTHER DEPARTMENT	: 0	0.00	0.00	0.00
PROVINCES/MUNICIPALITIES	: 0	0.00	0.00	0.00
J.ADMINISTRATION: PROGRAM MANAGEMENT & ADMIN.	: 0	0.00	0.00	0.00
LEAVE, PROFESSIONAL DEVELOP	: 5	5.00	1.00	0.08
K.SERVICE TO OTHER MISSION PROGRAMS	: 0	0.00	0.00	0.00
L.TOURISM PROGRAM ACTIVITIES	: 0	0.00	0.00	0.00
***** TOTALS *****		100.00	99.97	4.00

NUMBER OF BUSINESS VISITORS (PUBLIC SECTOR)	FROM CANADA	: 4
	FROM TERRIT	: 0
NUMBER OF BUSINESS VISITORS (PRIVATE SECTOR)	FROM CANADA	: 57
	FROM TERRIT	: 44
NUMBER OF PEMD APPLICATIONS COMMENTED ON		: 3
NUMBER OF OCCUPIED OFFICER POSITIONS	- CANADA BASED	: 1
	- LOCALLY ENGAGED	: 3



19/05/95

## Foreign Affairs and International Trade

TSRPT02E

## TRADE TRACKING SYSTEM

WORKLOAD AND OFFICER SUMMARY ACTIVITY REPORT  
FOR QUARTER 3 OF FISCAL YEAR 1994

POST : CAIRO

	NUMBER	% OFFICER-TIME CANADA	LOC-ENG	TOTAL-TIME PERSON-QTR
A.EXPORT/TRADE/POLICY ENQUIRIES FROM CANADA :	461	15.00	27.66	0.98
FROM TERRITORIES :	492	15.00	11.66	0.50
B.VISITS TO CLIENTS IN TERRITORY :	213	20.00	17.33	0.72
C.EXPORT/TRADE/POLICY PROJECTS AND EVENTS				
FAIRS :	13	8.00	6.33	0.27
MISSIONS :	6	5.00	7.66	0.28
CONFERENCE SEMINARS :	6	2.00	2.33	0.09
OTHER :	1	10.00	0.00	0.10
D.COMMERCIAL* ECONOMIC REPORTS HQ REQUESTED :	1	0.00	0.66	0.02
POST INITIATED :	14	5.00	5.66	0.22
E.COMMUNICATIONS ACTIVITIES :	5	3.00	1.66	0.08
F.INVESTMENT ENQUIRIES FROM CANADA :	1	0.00	0.66	0.02
FROM TERRITORIES :	2	0.00	1.33	0.04
G.TECHNOLOGY INFLOW PROGRAM ENQR'S FRM CANADA :	0	0.00	0.00	0.00
CONNECTIONS ARRANGED :	0	0.00	0.00	0.00
H.PARTICPT'N IN PROG-REL EVENTS OUTSIDE POST :		0.00	3.33	0.10
I.SERVICE REQUESTS FM GOV'T SOURCES				
NGO :	3	2.00	2.00	0.08
HOST GOVERNMENT :	12	5.00	3.33	0.15
OTHER DEPARTMENT :	2	0.00	3.33	0.10
PROVINCES/MUNICIPALITIES :	5	0.00	2.00	0.06
J.ADMINISTRATION: PROGRAM MANAGEMENT & ADMIN.:		10.00	3.00	0.19
LEAVE, PROFESSIONAL DEVELOP :		0.00	0.00	0.00
K.SERVICE TO OTHER MISSION PROGRAMS :		0.00	0.00	0.00
L.TOURISM PROGRAM ACTIVITIES :		0.00	0.00	0.00
***** TOTALS *****		100.00	99.93	4.00

NUMBER OF BUSINESS VISITORS (PUBLIC SECTOR) FROM CANADA : 12

FROM TERRIT : 45

NUMBER OF BUSINESS VISITORS (PRIVATE SECTOR) FROM CANADA : 110

FROM TERRIT : 210

NUMBER OF PEMD APPLICATIONS COMMENTED ON : 10

NUMBER OF OCCUPIED OFFICER POSITIONS - CANADA BASED : 1

- LOCALLY ENGAGED : 3

19/05/95

Foreign Affairs and International Trade

TSRPT02E

TRADE TRACKING SYSTEM

WORKLOAD AND OFFICER SUMMARY ACTIVITY REPORT  
FOR QUARTER 3 OF FISCAL YEAR 1994

POST : DAKAR

	NUMBER	% OFFICER-TIME		TOTAL-TIME PERSON-QTR
		CANADA	LOC-ENG	
A.EXPORT/TRADE/POLICY ENQUIRIES FROM CANADA	48	0.00	0.00	0.00
FROM TERRITORIES	29	0.00	0.00	0.00
B.VISITS TO CLIENTS IN TERRITORY	0	0.00	0.00	0.00
C.EXPORT/TRADE/POLICY PROJECTS AND EVENTS				
FAIRS	0	0.00	0.00	0.00
MISSIONS	0	0.00	0.00	0.00
CONFERENCE SEMINARS	0	0.00	0.00	0.00
OTHER	0	0.00	0.00	0.00
D.COMMERCIAL* ECONOMIC REPORTS HQ REQUESTED	0	0.00	0.00	0.00
POST INITIATED	0	0.00	0.00	0.00
E.COMMUNICATIONS ACTIVITIES	0	0.00	0.00	0.00
F.INVESTMENT ENQUIRIES				
FROM CANADA	0	0.00	0.00	0.00
FROM TERRITORIES	0	0.00	0.00	0.00
G.TECHNOLOGY INFLOW PROGRAM ENQR'S FRM CANADA	0	0.00	0.00	0.00
CONNECTIONS ARRANGED	0	0.00	0.00	0.00
H.PARTICPT'N IN PROG-REL EVENTS OUTSIDE POST		0.00	0.00	0.00
I.SERVICE REQUESTS FM GOV'T SOURCES				
NGO	0	0.00	0.00	0.00
HOST GOVERNMENT	0	0.00	0.00	0.00
OTHER DEPARTMENT	0	0.00	0.00	0.00
PROVINCES/MUNICIPALITIES	0	0.00	0.00	0.00
J.ADMINISTRATION: PROGRAM MANAGEMENT & ADMIN.		0.00	0.00	0.00
LEAVE, PROFESSIONAL DEVELOP		0.00	0.00	0.00
K.SERVICE TO OTHER MISSION PROGRAMS		0.00	0.00	0.00
L.TOURISM PROGRAM ACTIVITIES		0.00	0.00	0.00
***** TOTALS *****		0.00	0.00	0.00

NUMBER OF BUSINESS VISITORS (PUBLIC SECTOR)	FROM CANADA	3
	FROM TERRIT	11
NUMBER OF BUSINESS VISITORS (PRIVATE SECTOR)	FROM CANADA	8
	FROM TERRIT	12
NUMBER OF PEMD APPLICATIONS COMMENTED ON		0
NUMBER OF OCCUPIED OFFICER POSITIONS	- CANADA BASED	0
	- LOCALLY ENGAGED	0

19/05/95

## Foreign Affairs and International Trade

TSRPT02E

## TRADE TRACKING SYSTEM

WORKLOAD AND OFFICER SUMMARY ACTIVITY REPORT  
FOR QUARTER 3 OF FISCAL YEAR 1994

POST : DAR-ES-SALAAM

	NUMBER	% OFFICER-TIME		TOTAL-TIME
		CANADA	LOC-ENG	PERSON-QTR
A.EXPORT/TRADE/POLICY ENQUIRIES FROM CANADA :	460	0.00	0.00	0.00
FROM TERRITORIES :	188	0.00	0.00	0.00
B.VISITS TO CLIENTS IN TERRITORY :	0	0.00	0.00	0.00
C.EXPORT/TRADE/POLICY PROJECTS AND EVENTS				
FAIRS :	0	0.00	0.00	0.00
MISSIONS :	0	0.00	0.00	0.00
CONFERENCE SEMINARS :	0	0.00	0.00	0.00
OTHER :	0	0.00	0.00	0.00
D.COMMERCIAL* ECONOMIC REPORTS HQ REQUESTED :	0	0.00	0.00	0.00
POST INITIATED :	0	0.00	0.00	0.00
E.COMMUNICATIONS ACTIVITIES :	0	0.00	0.00	0.00
F.INVESTMENT ENQUIRIES				
FROM CANADA :	0	0.00	0.00	0.00
FROM TERRITORIES :	0	0.00	0.00	0.00
G.TECHNOLOGY INFLOW PROGRAM ENQR'S FRM CANADA :	0	0.00	0.00	0.00
CONNECTIONS ARRANGED :	0	0.00	0.00	0.00
H.PARTICPT'N IN PROG-REL EVENTS OUTSIDE POST :		0.00	0.00	0.00
I.SERVICE REQUESTS FM GOV'T SOURCES				
NGO :	0	0.00	0.00	0.00
HOST GOVERNMENT :	0	0.00	0.00	0.00
OTHER DEPARTMENT :	0	0.00	0.00	0.00
PROVINCES/MUNICIPALITIES :	0	0.00	0.00	0.00
J.ADMINISTRATION: PROGRAM MANAGEMENT & ADMIN.:		0.00	0.00	0.00
LEAVE, PROFESSIONAL DEVELOP :		0.00	0.00	0.00
K.SERVICE TO OTHER MISSION PROGRAMS :		0.00	0.00	0.00
L.TOURISM PROGRAM ACTIVITIES :		0.00	0.00	0.00
***** TOTALS *****		0.00	0.00	0.00

NUMBER OF BUSINESS VISITORS (PUBLIC SECTOR) FROM CANADA : 46

FROM TERRIT : 36

NUMBER OF BUSINESS VISITORS (PRIVATE SECTOR) FROM CANADA : 186

FROM TERRIT : 144

NUMBER OF PEMD APPLICATIONS COMMENTED ON : 0

NUMBER OF OCCUPIED OFFICER POSITIONS -CANADA BASED : 0

-LOCALLY ENGAGED : 0

19/05/95

Foreign Affairs and International Trade

TSRPT02E

TRADE TRACKING SYSTEM

WORKLOAD AND OFFICER SUMMARY ACTIVITY REPORT  
FOR QUARTER 3 OF FISCAL YEAR 1994

POST : HARARE

	NUMBER	% OFFICER-TIME		TOTAL-TIME PERSON-QTR
		CANADA	LOC-ENG	
A.EXPORT/TRADE/POLICY ENQUIRIES FROM CANADA :	98	0.00	0.00	0.00
FROM TERRITORIES :	232	0.00	0.00	0.00
B.VISITS TO CLIENTS IN TERRITORY :	64	0.00	0.00	0.00
C.EXPORT/TRADE/POLICY PROJECTS AND EVENTS				
FAIRS :	0	0.00	0.00	0.00
MISSIONS :	0	0.00	0.00	0.00
CONFERENCE SEMINARS :	0	0.00	0.00	0.00
OTHER :	0	0.00	0.00	0.00
D.COMMERCIAL* ECONOMIC REPORTS HQ REQUESTED :	2	0.00	0.00	0.00
POST INITIATED :	2	0.00	0.00	0.00
E.COMMUNICATIONS ACTIVITIES :	0	0.00	0.00	0.00
F.INVESTMENT ENQUIRIES				
FROM CANADA :	43	0.00	0.00	0.00
FROM TERRITORIES :	7	0.00	0.00	0.00
G.TECHNOLOGY INFLOW PROGRAM ENQR'S FRM CANADA :	0	0.00	0.00	0.00
CONNECTIONS ARRANGED :	0	0.00	0.00	0.00
H.PARTICPT'N IN PROG-REL EVENTS OUTSIDE POST :		0.00	0.00	0.00
I.SERVICE REQUESTS FM GOV'T SOURCES				
NGO :	0	0.00	0.00	0.00
HOST GOVERNMENT :	0	0.00	0.00	0.00
OTHER DEPARTMENT :	3	0.00	0.00	0.00
PROVINCES/MUNICIPALITIES :	6	0.00	0.00	0.00
J.ADMINISTRATION: PROGRAM MANAGEMENT & ADMIN.:		0.00	0.00	0.00
LEAVE, PROFESSIONAL DEVELOP :		0.00	0.00	0.00
K.SERVICE TO OTHER MISSION PROGRAMS :		0.00	0.00	0.00
L.TOURISM PROGRAM ACTIVITIES :		0.00	0.00	0.00
***** TOTALS *****		0.00	0.00	0.00

NUMBER OF BUSINESS VISITORS (PUBLIC SECTOR)	FROM CANADA :	6
	FROM TERRIT :	13
NUMBER OF BUSINESS VISITORS (PRIVATE SECTOR)	FROM CANADA :	15
	FROM TERRIT :	52

NUMBER OF PEMD APPLICATIONS COMMENTED ON : 1

NUMBER OF OCCUPIED OFFICER POSITIONS - CANADA BASED : 0  
- LOCALLY ENGAGED : 0

19/05/95

Foreign Affairs and International Trade

TSRPT02E

TRADE TRACKING SYSTEM

WORKLOAD AND OFFICER SUMMARY ACTIVITY REPORT  
FOR QUARTER 3 OF FISCAL YEAR 1994

POST : KINSHASA

	NUMBER	% OFFICER-TIME		TOTAL-TIME PERSON-QTR
		CANADA	LOC-ENG	
A.EXPORT/TRADE/POLICY ENQUIRIES FROM CANADA :	19	0.00	0.00	0.00
FROM TERRITORIES :	27	0.00	0.00	0.00
B.VISITS TO CLIENTS IN TERRITORY :	0	0.00	0.00	0.00
C.EXPORT/TRADE/POLICY FAIRS :	0	0.00	0.00	0.00
PROJECTS AND EVENTS MISSIONS :	0	0.00	0.00	0.00
CONFERENCE SEMINARS :	0	0.00	0.00	0.00
OTHER :	0	0.00	0.00	0.00
D.COMMERCIAL* ECONOMIC REPORTS HQ REQUESTED :	0	0.00	0.00	0.00
POST INITIATED :	0	0.00	0.00	0.00
E.COMMUNICATIONS ACTIVITIES :	0	0.00	0.00	0.00
F.INVESTMENT ENQUIRIES FROM CANADA :	0	0.00	0.00	0.00
FROM TERRITORIES :	0	0.00	0.00	0.00
G.TECHNOLOGY INFLOW PROGRAM ENQR'S FRM CANADA :	0	0.00	0.00	0.00
CONNECTIONS ARRANGED :	0	0.00	0.00	0.00
H.PARTICPT'N IN PROG-REL EVENTS OUTSIDE POST :		0.00	0.00	0.00
I.SERVICE REQUESTS FM GOV'T SOURCES NGO :	0	0.00	0.00	0.00
HOST GOVERNMENT :	0	0.00	0.00	0.00
OTHER DEPARTMENT :	0	0.00	0.00	0.00
PROVINCES/MUNICIPALITIES :	0	0.00	0.00	0.00
J.ADMINISTRATION: PROGRAM MANAGEMENT & ADMIN.:		0.00	0.00	0.00
LEAVE, PROFESSIONAL DEVELOP :		0.00	0.00	0.00
K.SERVICE TO OTHER MISSION PROGRAMS :		0.00	0.00	0.00
L.TOURISM PROGRAM ACTIVITIES :		0.00	0.00	0.00
***** TOTALS *****		0.00	0.00	0.00

NUMBER OF BUSINESS VISITORS (PUBLIC SECTOR) FROM CANADA : 10

FROM TERRIT : 0

NUMBER OF BUSINESS VISITORS (PRIVATE SECTOR) FROM CANADA : 3

FROM TERRIT : 3

NUMBER OF PEMD APPLICATIONS COMMENTED ON : 0

NUMBER OF OCCUPIED OFFICER POSITIONS - CANADA BASED : 0

- LOCALLY ENGAGED : 0

19/05/95

Foreign Affairs and International Trade

TSRPT02E

TRADE TRACKING SYSTEM

WORKLOAD AND OFFICER SUMMARY ACTIVITY REPORT  
FOR QUARTER 3 OF FISCAL YEAR 1994

POST : KUWAIT

	NUMBER	% OFFICER-TIME		TOTAL-TIME
		CANADA	LOC-ENG	PERSON-QTR
A.EXPORT/TRADE/POLICY ENQUIRIES FROM CANADA :	618	11.00	10.50	0.43
FROM TERRITORIES :	1879	10.50	30.00	0.81
B.VISITS TO CLIENTS IN TERRITORY :	381	9.50	11.50	0.42
C.EXPORT/TRADE/POLICY PROJECTS AND EVENTS				
FAIRS :	0	0.00	0.00	0.00
MISSIONS :	1	1.50	1.50	0.06
CONFERENCE SEMINARS :	4	3.50	3.50	0.14
OTHER :	24	4.50	4.00	0.17
D.COMMERCIAL* ECONOMIC REPORTS HQ REQUESTED :	9	1.50	1.50	0.06
POST INITIATED :	32	4.50	5.50	0.20
E.COMMUNICATIONS ACTIVITIES :	13	4.50	4.50	0.18
F.INVESTMENT ENQUIRIES FROM CANADA :	3	1.00	1.00	0.04
FROM TERRITORIES :	6	1.50	2.50	0.08
G.TECHNOLOGY INFLOW PROGRAM ENQR'S FRM CANADA :	17	1.50	4.50	0.12
CONNECTIONS ARRANGED :	7	1.00	1.00	0.04
H.PARTICPT'N IN PROG-REL EVENTS OUTSIDE POST :		0.00	0.00	0.00
I.SERVICE REQUESTS FM GOV'T SOURCES				
NGO :	9	1.50	1.50	0.06
HOST GOVERNMENT :	14	3.50	3.50	0.14
OTHER DEPARTMENT :	184	3.50	3.50	0.14
PROVINCES/MUNICIPALITIES :	261	5.50	5.50	0.22
J.ADMINISTRATION: PROGRAM MANAGEMENT & ADMIN.:		4.50	0.00	0.09
LEAVE, PROFESSIONAL DEVELOP :		12.50	2.00	0.29
K.SERVICE TO OTHER MISSION PROGRAMS :		12.50	1.00	0.27
L.TOURISM PROGRAM ACTIVITIES :		0.50	1.50	0.04
***** TOTALS *****		100.00	100.00	4.00

NUMBER OF BUSINESS VISITORS (PUBLIC SECTOR)	FROM CANADA :	17
	FROM TERRIT :	5
NUMBER OF BUSINESS VISITORS (PRIVATE SECTOR)	FROM CANADA :	50
	FROM TERRIT :	116
NUMBER OF PEMD APPLICATIONS COMMENTED ON :		5
NUMBER OF OCCUPIED OFFICER POSITIONS - CANADA BASED :		2
	- LOCALLY ENGAGED :	2

19/05/95

Foreign Affairs and International Trade

TSRPT02E

TRADE TRACKING SYSTEM

WORKLOAD AND OFFICER SUMMARY ACTIVITY REPORT  
FOR QUARTER 3 OF FISCAL YEAR 1994

POST : LAGOS

	NUMBER	% OFFICER-TIME CANADA	LOC-ENG	TOTAL-TIME PERSON-QTR
A. EXPORT/TRADE/POLICY ENQUIRIES FROM CANADA :	98	0.00	0.00	0.00
FROM TERRITORIES :	506	0.00	0.00	0.00
B. VISITS TO CLIENTS IN TERRITORY :	0	0.00	0.00	0.00
C. EXPORT/TRADE/POLICY PROJECTS AND EVENTS				
FAIRS :	0	0.00	0.00	0.00
MISSIONS :	0	0.00	0.00	0.00
CONFERENCE SEMINARS :	0	0.00	0.00	0.00
OTHER :	0	0.00	0.00	0.00
D. COMMERCIAL* ECONOMIC REPORTS HQ REQUESTED :	0	0.00	0.00	0.00
POST INITIATED :	0	0.00	0.00	0.00
E. COMMUNICATIONS ACTIVITIES :	0	0.00	0.00	0.00
F. INVESTMENT ENQUIRIES				
FROM CANADA :	0	0.00	0.00	0.00
FROM TERRITORIES :	0	0.00	0.00	0.00
G. TECHNOLOGY INFLOW PROGRAM ENQR'S FRM CANADA :	0	0.00	0.00	0.00
CONNECTIONS ARRANGED :	0	0.00	0.00	0.00
H. PARTICIP'TN IN PROG-REL EVENTS OUTSIDE POST :		0.00	0.00	0.00
I. SERVICE REQUESTS FM GOV'T SOURCES				
NGO :	0	0.00	0.00	0.00
HOST GOVERNMENT :	0	0.00	0.00	0.00
OTHER DEPARTMENT :	0	0.00	0.00	0.00
PROVINCES/MUNICIPALITIES :	0	0.00	0.00	0.00
J. ADMINISTRATION: PROGRAM MANAGEMENT & ADMIN. :		0.00	0.00	0.00
LEAVE, PROFESSIONAL DEVELOP :		0.00	0.00	0.00
K. SERVICE TO OTHER MISSION PROGRAMS :		0.00	0.00	0.00
L. TOURISM PROGRAM ACTIVITIES :		0.00	0.00	0.00
***** TOTALS *****		0.00	0.00	0.00

NUMBER OF BUSINESS VISITORS (PUBLIC SECTOR) FROM CANADA : 0  
FROM TERRIT : 48  
NUMBER OF BUSINESS VISITORS (PRIVATE SECTOR) FROM CANADA : 16  
FROM TERRIT : 193  
NUMBER OF PEMD APPLICATIONS COMMENTED ON : 0  
NUMBER OF OCCUPIED OFFICER POSITIONS - CANADA BASED : 0  
- LOCALLY ENGAGED : 0

19/05/95

Foreign Affairs and International Trade

TSRPT02E

TRADE TRACKING SYSTEM

WORKLOAD AND OFFICER SUMMARY ACTIVITY REPORT  
FOR QUARTER 3 OF FISCAL YEAR 1994

POST : LIBREVILLE

	NUMBER	% OFFICER-TIME		TOTAL-TIME
		CANADA	LOC-ENG	PERSON-QTR
A.EXPORT/TRADE/POLICY ENQUIRIES FROM CANADA :	83	0.00	0.00	0.00
FROM TERRITORIES :	67	0.00	0.00	0.00
B.VISITS TO CLIENTS IN TERRITORY :	0	0.00	0.00	0.00
C.EXPORT/TRADE/POLICY FAIRS :	0	0.00	0.00	0.00
PROJECTS AND EVENTS MISSIONS :	0	0.00	0.00	0.00
CONFERENCE SEMINARS :	0	0.00	0.00	0.00
OTHER :	0	0.00	0.00	0.00
D.COMMERCIAL* ECONOMIC REPORTS HQ REQUESTED :	0	0.00	0.00	0.00
POST INITIATED :	0	0.00	0.00	0.00
E.COMMUNICATIONS ACTIVITIES :	0	0.00	0.00	0.00
F.INVESTMENT ENQUIRIES FROM CANADA :	0	0.00	0.00	0.00
FROM TERRITORIES :	0	0.00	0.00	0.00
G.TECHNOLOGY INFLOW PROGRAM ENQR'S FRM CANADA :	0	0.00	0.00	0.00
CONNECTIONS ARRANGED :	0	0.00	0.00	0.00
H.PARTICPT'N IN PROG-REL EVENTS OUTSIDE POST :		0.00	0.00	0.00
I.SERVICE REQUESTS FM GOV'T SOURCES NGO :	0	0.00	0.00	0.00
HOST GOVERNMENT :	0	0.00	0.00	0.00
OTHER DEPARTMENT :	0	0.00	0.00	0.00
PROVINCES/MUNICIPALITIES :	0	0.00	0.00	0.00
J.ADMINISTRATION: PROGRAM MANAGEMENT & ADMIN.:		0.00	0.00	0.00
LEAVE, PROFESSIONAL DEVELOP :		0.00	0.00	0.00
K.SERVICE TO OTHER MISSION PROGRAMS :		0.00	0.00	0.00
L.TOURISM PROGRAM ACTIVITIES :		0.00	0.00	0.00
***** TOTALS *****		0.00	0.00	0.00

NUMBER OF BUSINESS VISITORS (PUBLIC SECTOR) FROM CANADA : 7  
 FROM TERRIT : 19  
 NUMBER OF BUSINESS VISITORS (PRIVATE SECTOR) FROM CANADA : 23  
 FROM TERRIT : 24

NUMBER OF PEMD APPLICATIONS COMMENTED ON : 0

NUMBER OF OCCUPIED OFFICER POSITIONS - CANADA BASED : 0  
 - LOCALLY ENGAGED : 0



19/05/95

Foreign Affairs and International Trade

TSRPT02E

TRADE TRACKING SYSTEM

WORKLOAD AND OFFICER SUMMARY ACTIVITY REPORT  
FOR QUARTER 3 OF FISCAL YEAR 1994

POST : LUSAKA

	NUMBER	% OFFICER-TIME		TOTAL-TIME
		CANADA	LOC-ENG	PERSON-QTR
A.EXPORT/TRADE/POLICY ENQUIRIES FROM CANADA :	38	0.00	0.00	0.00
FROM TERRITORIES :	19	0.00	0.00	0.00
B.VISITS TO CLIENTS IN TERRITORY :	0	0.00	0.00	0.00
C.EXPORT/TRADE/POLICY PROJECTS AND EVENTS				
FAIRS :	0	0.00	0.00	0.00
MISSIONS :	0	0.00	0.00	0.00
CONFERENCE SEMINARS :	0	0.00	0.00	0.00
OTHER :	0	0.00	0.00	0.00
D.COMMERCIAL* ECONOMIC REPORTS HQ REQUESTED :	0	0.00	0.00	0.00
POST INITIATED :	0	0.00	0.00	0.00
E.COMMUNICATIONS ACTIVITIES :	0	0.00	0.00	0.00
F.INVESTMENT ENQUIRIES				
FROM CANADA :	0	0.00	0.00	0.00
FROM TERRITORIES :	0	0.00	0.00	0.00
G.TECHNOLOGY INFLOW PROGRAM ENQR'S FRM CANADA :	0	0.00	0.00	0.00
CONNECTIONS ARRANGED :	0	0.00	0.00	0.00
H.PARTICPT'N IN PROG-REL EVENTS OUTSIDE POST :		0.00	0.00	0.00
I.SERVICE REQUESTS FM GOV'T SOURCES				
NGO :	0	0.00	0.00	0.00
HOST GOVERNMENT :	0	0.00	0.00	0.00
OTHER DEPARTMENT :	0	0.00	0.00	0.00
PROVINCES/MUNICIPALITIES :	0	0.00	0.00	0.00
J.ADMINISTRATION: PROGRAM MANAGEMENT & ADMIN.:		0.00	0.00	0.00
LEAVE, PROFESSIONAL DEVELOP :		0.00	0.00	0.00
K.SERVICE TO OTHER MISSION PROGRAMS :		0.00	0.00	0.00
L.TOURISM PROGRAM ACTIVITIES :		0.00	0.00	0.00
***** TOTALS *****		0.00	0.00	0.00

NUMBER OF BUSINESS VISITORS (PUBLIC SECTOR) FROM CANADA : 5

FROM TERRIT : 3

NUMBER OF BUSINESS VISITORS (PRIVATE SECTOR) FROM CANADA : 6

FROM TERRIT : 3

NUMBER OF PEMD APPLICATIONS COMMENTED ON : 0

NUMBER OF OCCUPIED OFFICER POSITIONS - CANADA BASED : 0

- LOCALLY ENGAGED : 0

19/05/95

Foreign Affairs and International Trade

TSRPT02E

TRADE TRACKING SYSTEM

WORKLOAD AND OFFICER SUMMARY ACTIVITY REPORT  
FOR QUARTER 3 OF FISCAL YEAR 1994

POST : NAIROBI

	NUMBER	% OFFICER-TIME		TOTAL-TIME PERSON-QTR
		CANADA	LOC-ENG	
A.EXPORT/TRADE/POLICY ENQUIRIES FROM CANADA :	154	0.00	0.00	0.00
FROM TERRITORIES :	268	0.00	0.00	0.00
B.VISITS TO CLIENTS IN TERRITORY :	0	0.00	0.00	0.00
C.EXPORT/TRADE/POLICY PROJECTS AND EVENTS				
FAIRS :	0	0.00	0.00	0.00
MISSIONS :	0	0.00	0.00	0.00
CONFERENCE SEMINARS :	0	0.00	0.00	0.00
OTHER :	0	0.00	0.00	0.00
D.COMMERCIAL* ECONOMIC REPORTS HQ REQUESTED :	0	0.00	0.00	0.00
POST INITIATED :	0	0.00	0.00	0.00
E.COMMUNICATIONS ACTIVITIES :	0	0.00	0.00	0.00
F.INVESTMENT ENQUIRIES				
FROM CANADA :	0	0.00	0.00	0.00
FROM TERRITORIES :	0	0.00	0.00	0.00
G.TECHNOLOGY INFLOW PROGRAM ENQR'S FRM CANADA :	0	0.00	0.00	0.00
CONNECTIONS ARRANGED :	0	0.00	0.00	0.00
H.PARTICPT'N IN PROG-REL EVENTS OUTSIDE POST :		0.00	0.00	0.00
I.SERVICE REQUESTS FM GOV'T SOURCES				
NGO :	0	0.00	0.00	0.00
HOST GOVERNMENT :	0	0.00	0.00	0.00
OTHER DEPARTMENT :	0	0.00	0.00	0.00
PROVINCES/MUNICIPALITIES :	0	0.00	0.00	0.00
J.ADMINISTRATION: PROGRAM MANAGEMENT & ADMIN.:		0.00	0.00	0.00
LEAVE, PROFESSIONAL DEVELOP :		0.00	0.00	0.00
K.SERVICE TO OTHER MISSION PROGRAMS :		0.00	0.00	0.00
L.TOURISM PROGRAM ACTIVITIES :		0.00	0.00	0.00
***** TOTALS *****		0.00	0.00	0.00

NUMBER OF BUSINESS VISITORS (PUBLIC SECTOR)	FROM CANADA :	5
	FROM TERRIT :	24
NUMBER OF BUSINESS VISITORS (PRIVATE SECTOR)	FROM CANADA :	21
	FROM TERRIT :	96
NUMBER OF PEMD APPLICATIONS COMMENTED ON :		0
NUMBER OF OCCUPIED OFFICER POSITIONS	- CANADA BASED :	0
	- LOCALLY ENGAGED :	0

19/05/95

Foreign Affairs and International Trade

TSRPT02E

TRADE TRACKING SYSTEM

WORKLOAD AND OFFICER SUMMARY ACTIVITY REPORT  
FOR QUARTER 3 OF FISCAL YEAR 1994

POST : PRETORIA

	NUMBER	% OFFICER-TIME CANADA	LOC-ENG	TOTAL-TIME PERSON-QTR
A.EXPORT/TRADE/POLICY ENQUIRIES FROM CANADA :	627	6.00	35.00	0.82
FROM TERRITORIES :	421	12.50	19.00	0.63
B.VISITS TO CLIENTS IN TERRITORY :	48	15.00	5.00	0.40
C.EXPORT/TRADE/POLICY PROJECTS AND EVENTS				
FAIRS :	1	2.50	16.00	0.37
MISSIONS :	1	18.50	7.50	0.52
CONFERENCE SEMINARS :	1	0.00	1.00	0.02
OTHER :	0	0.00	0.00	0.00
D.COMMERCIAL* ECONOMIC REPORTS HQ REQUESTED :	4	8.50	4.00	0.25
POST INITIATED :	3	2.00	2.50	0.09
E.COMMUNICATIONS ACTIVITIES :	1	1.00	0.00	0.02
F.INVESTMENT ENQUIRIES				
FROM CANADA :	2	0.50	0.00	0.01
FROM TERRITORIES :	3	0.50	0.00	0.01
G.TECHNOLOGY INFLOW PROGRAM ENQR'S FRM CANADA :	0	0.00	0.00	0.00
CONNECTIONS ARRANGED :	0	0.00	0.00	0.00
H.PARTICPT'N IN PROG-REL EVENTS OUTSIDE POST :		10.00	0.00	0.20
I.SERVICE REQUESTS FM GOV'T SOURCES				
NGO :	3	0.50	0.00	0.01
HOST GOVERNMENT :	1	0.50	0.00	0.01
OTHER DEPARTMENT :	3	2.50	0.00	0.05
PROVINCES/MUNICIPALITIES :	2	2.50	0.00	0.05
J.ADMINISTRATION: PROGRAM MANAGEMENT & ADMIN.:		15.50	9.00	0.49
LEAVE, PROFESSIONAL DEVELOP :		0.50	1.00	0.03
K.SERVICE TO OTHER MISSION PROGRAMS :		1.00	0.00	0.02
L.TOURISM PROGRAM ACTIVITIES :		0.00	0.00	0.00
***** TOTALS *****		100.00	100.00	4.00

NUMBER OF BUSINESS VISITORS (PUBLIC SECTOR) FROM CANADA : 12

FROM TERRIT : 1

NUMBER OF BUSINESS VISITORS (PRIVATE SECTOR) FROM CANADA : 29

FROM TERRIT : 52

NUMBER OF PEMD APPLICATIONS COMMENTED ON : 3

NUMBER OF OCCUPIED OFFICER POSITIONS - CANADA BASED : 2

- LOCALLY ENGAGED : 2

19/05/95

Foreign Affairs and International Trade

TSRPT02E

TRADE TRACKING SYSTEM

WORKLOAD AND OFFICER SUMMARY ACTIVITY REPORT  
FOR QUARTER 3 OF FISCAL YEAR 1994

POST : RABAT

	NUMBER	% OFFICER-TIME		TOTAL-TIME
		CANADA	LOC-ENG	PERSON-QTR
A.EXPORT/TRADE/POLICY ENQUIRIES FROM CANADA :	211	25.00	47.50	1.20
FROM TERRITORIES :	140	20.00	25.00	0.70
B.VISITS TO CLIENTS IN TERRITORY :	21	15.00	17.50	0.50
C.EXPORT/TRADE/POLICY PROJECTS AND EVENTS				
FAIRS :	0	0.00	0.00	0.00
MISSIONS :	0	5.00	0.00	0.05
CONFERENCE SEMINARS :	0	0.00	0.00	0.00
OTHER :	0	0.00	0.00	0.00
D.COMMERCIAL* ECONOMIC REPORTS HQ REQUESTED :	0	6.00	0.00	0.06
POST INITIATED :	0	4.00	0.00	0.04
E.COMMUNICATIONS ACTIVITIES :	0	6.00	0.00	0.06
F.INVESTMENT ENQUIRIES				
FROM CANADA :	0	1.00	0.00	0.01
FROM TERRITORIES :	0	1.00	0.00	0.01
G.TECHNOLOGY INFLOW PROGRAM ENQR'S FRM CANADA :	0	0.00	0.00	0.00
CONNECTIONS ARRANGED :	0	0.00	0.00	0.00
H.PARTICPT'N IN PROG-REL EVENTS OUTSIDE POST :		0.00	0.00	0.00
I.SERVICE REQUESTS FM GOV'T SOURCES				
NGO :	0	1.00	0.00	0.01
HOST GOVERNMENT :	0	1.00	0.00	0.01
OTHER DEPARTMENT :	0	3.00	0.00	0.03
PROVINCES/MUNICIPALITIES :	0	1.00	0.00	0.01
J.ADMINISTRATION: PROGRAM MANAGEMENT & ADMIN.:		5.00	5.00	0.15
LEAVE, PROFESSIONAL DEVELOP :		0.00	5.00	0.10
K.SERVICE TO OTHER MISSION PROGRAMS :		6.00	0.00	0.06
L.TOURISM PROGRAM ACTIVITIES :		0.00	0.00	0.00
***** TOTALS *****		100.00	100.00	3.00

NUMBER OF BUSINESS VISITORS (PUBLIC SECTOR)	FROM CANADA :	2
	FROM TERRIT :	4
NUMBER OF BUSINESS VISITORS (PRIVATE SECTOR)	FROM CANADA :	28
	FROM TERRIT :	60
NUMBER OF PEMD APPLICATIONS COMMENTED ON :		3
NUMBER OF OCCUPIED OFFICER POSITIONS	- CANADA BASED :	1
	- LOCALLY ENGAGED :	2

19/05/95

Foreign Affairs and International Trade

TSRPT02E

TRADE TRACKING SYSTEM

WORKLOAD AND OFFICER SUMMARY ACTIVITY REPORT  
FOR QUARTER 3 OF FISCAL YEAR 1994

POST : RIYADH

	NUMBER	% OFFICER-TIME		TOTAL-TIME
		CANADA	LOC-ENG	PERSON-QTR
A. EXPORT/TRADE/POLICY ENQUIRIES FROM CANADA :	516	16.25	30.00	1.55
FROM TERRITORIES :	713	21.25	25.00	1.60
B. VISITS TO CLIENTS IN TERRITORY :	145	12.00	8.33	0.73
C. EXPORT/TRADE/POLICY PROJECTS AND EVENTS				
FAIRS :	3	1.50	0.00	0.06
MISSIONS :	5	10.00	10.00	0.70
CONFERENCE SEMINARS :	2	3.75	0.00	0.15
OTHER :	2	1.25	0.00	0.05
D. COMMERCIAL* ECONOMIC REPORTS HQ REQUESTED :	7	0.75	3.00	0.12
POST INITIATED :	5	0.50	2.00	0.08
E. COMMUNICATIONS ACTIVITIES :	10	4.25	0.00	0.17
F. INVESTMENT ENQUIRIES FROM CANADA :	6	0.00	0.00	0.00
FROM TERRITORIES :	14	1.25	0.00	0.05
G. TECHNOLOGY INFLOW PROGRAM ENQR'S FRM CANADA :	0	0.00	0.00	0.00
CONNECTIONS ARRANGED :	0	0.00	0.00	0.00
H. PARTICIP'T'N IN PROG-REL EVENTS OUTSIDE POST :		5.75	5.00	0.38
I. SERVICE REQUESTS FM GOV'T SOURCES				
NGO :	25	1.25	0.33	0.06
HOST GOVERNMENT :	18	1.25	0.66	0.07
OTHER DEPARTMENT :	7	3.75	1.66	0.20
PROVINCES/MUNICIPALITIES :	22	0.25	0.66	0.03
J. ADMINISTRATION: PROGRAM MANAGEMENT & ADMIN.:		5.50	5.00	0.37
LEAVE, PROFESSIONAL DEVELOP :		7.00	0.00	0.28
K. SERVICE TO OTHER MISSION PROGRAMS :		2.50	3.33	0.20
L. TOURISM PROGRAM ACTIVITIES :		0.00	5.00	0.15
***** TOTALS *****		100.00	99.97	7.00

NUMBER OF BUSINESS VISITORS (PUBLIC SECTOR) FROM CANADA :	25
FROM TERRIT :	72
NUMBER OF BUSINESS VISITORS (PRIVATE SECTOR) FROM CANADA :	65
FROM TERRIT :	264
NUMBER OF PEMD APPLICATIONS COMMENTED ON :	4
NUMBER OF OCCUPIED OFFICER POSITIONS -CANADA BASED :	4
-LOCALLY ENGAGED :	3

19/05/95

Foreign Affairs and International Trade

TSRPT02E

TRADE TRACKING SYSTEM

WORKLOAD AND OFFICER SUMMARY ACTIVITY REPORT  
FOR QUARTER 3 OF FISCAL YEAR 1994

POST : TEHRAN

	NUMBER	% OFFICER-TIME		TOTAL-TIME PERSON-QTR
		CANADA	LOC-ENG	
A.EXPORT/TRADE/POLICY ENQUIRIES FROM CANADA :	305	25.00	36.00	1.47
FROM TERRITORIES :	495	11.66	16.00	0.67
B.VISITS TO CLIENTS IN TERRITORY :	128	12.00	18.00	0.72
C.EXPORT/TRADE/POLICY PROJECTS AND EVENTS				
FAIRS :	1	8.33	11.00	0.47
MISSIONS :	2	3.33	4.00	0.18
CONFERENCE SEMINARS :	0	0.00	0.00	0.00
OTHER :	0	0.00	0.00	0.00
D.COMMERCIAL* ECONOMIC REPORTS HQ REQUESTED :	4	2.00	7.50	0.21
POST INITIATED :	6	2.00	4.00	0.14
E.COMMUNICATIONS ACTIVITIES :	0	0.00	0.00	0.00
F.INVESTMENT ENQUIRIES				
FROM CANADA :	3	0.66	0.00	0.02
FROM TERRITORIES :	9	1.33	0.50	0.05
G.TECHNOLOGY INFLOW PROGRAM ENQR'S FRM CANADA :	0	0.00	0.00	0.00
CONNECTIONS ARRANGED :	0	0.00	0.00	0.00
H.PARTICPT'N IN PROG-REL EVENTS OUTSIDE POST :		3.33	0.00	0.10
I.SERVICE REQUESTS FM GOV'T SOURCES				
NGO :	0	0.00	0.00	0.00
HOST GOVERNMENT :	1	2.00	0.00	0.06
OTHER DEPARTMENT :	0	0.00	0.00	0.00
PROVINCES/MUNICIPALITIES :	0	0.00	0.00	0.00
J.ADMINISTRATION: PROGRAM MANAGEMENT & ADMIN.:		8.33	0.00	0.25
LEAVE, PROFESSIONAL DEVELOP :		13.33	2.50	0.45
K.SERVICE TO OTHER MISSION PROGRAMS :		6.66	0.50	0.21
L.TOURISM PROGRAM ACTIVITIES :		0.00	0.00	0.00
***** TOTALS *****		99.96	100.00	5.00

NUMBER OF BUSINESS VISITORS (PUBLIC SECTOR)	FROM CANADA :	7
	FROM TERRIT :	28
NUMBER OF BUSINESS VISITORS (PRIVATE SECTOR)	FROM CANADA :	111
	FROM TERRIT :	174
NUMBER OF PEMD APPLICATIONS COMMENTED ON :		1
NUMBER OF OCCUPIED OFFICER POSITIONS	-CANADA BASED :	3
	-LOCALLY ENGAGED :	2

19/05/95

Foreign Affairs and International Trade

TSRPT02E

TRADE TRACKING SYSTEM

WORKLOAD AND OFFICER SUMMARY ACTIVITY REPORT  
FOR QUARTER 3 OF FISCAL YEAR 1994

POST : TEL AVIV

	NUMBER	% OFFICER-TIME CANADA	LOC-ENG	TOTAL-TIME PERSON-QTR
A.EXPORT/TRADE/POLICY ENQUIRIES FROM CANADA	: 550	20.00	17.50	0.55
FROM TERRITORIES	: 710	5.00	16.00	0.37
B.VISITS TO CLIENTS IN TERRITORY	: 70	15.00	15.00	0.45
C.EXPORT/TRADE/POLICY PROJECTS AND EVENTS FAIRS	: 1	0.00	7.50	0.15
MISSIONS	: 2	10.00	7.50	0.25
CONFERENCE SEMINARS	: 2	2.00	6.50	0.15
OTHER	: 0	0.00	0.00	0.00
D.COMMERCIAL* ECONOMIC REPORTS HQ REQUESTED	: 6	5.00	10.00	0.25
POST INITIATED	: 0	5.00	0.00	0.05
E.COMMUNICATIONS ACTIVITIES	: 1	6.00	0.00	0.06
F.INVESTMENT ENQUIRIES FROM CANADA	: 0	0.00	0.00	0.00
FROM TERRITORIES	: 0	0.00	0.00	0.00
G.TECHNOLOGY INFLOW PROGRAM ENQR'S FRM CANADA	: 12	2.00	4.00	0.10
CONNECTIONS ARRANGED	: 5	0.00	6.00	0.12
H.PARTICPT'N IN PROG-REL EVENTS OUTSIDE POST	: 0	0.00	5.00	0.10
I.SERVICE REQUESTS FM GOV'T SOURCES NGO	: 0	0.00	0.00	0.00
HOST GOVERNMENT	: 0	0.00	0.00	0.00
OTHER DEPARTMENT	: 10	2.00	0.00	0.02
PROVINCES/MUNICIPALITIES	: 0	0.00	0.00	0.00
J.ADMINISTRATION: PROGRAM MANAGEMENT & ADMIN.	: 12.00	12.00	0.00	0.12
LEAVE, PROFESSIONAL DEVELOP	: 12.00	12.00	5.00	0.22
K.SERVICE TO OTHER MISSION PROGRAMS	: 2.00	2.00	0.00	0.02
L.TOURISM PROGRAM ACTIVITIES	: 2.00	2.00	0.00	0.02
***** TOTALS *****		100.00	100.00	3.00

NUMBER OF BUSINESS VISITORS (PUBLIC SECTOR) FROM CANADA : 13  
 FROM TERRIT : 32  
 NUMBER OF BUSINESS VISITORS (PRIVATE SECTOR) FROM CANADA : 46  
 FROM TERRIT : 162

NUMBER OF PEMD APPLICATIONS COMMENTED ON : 3

NUMBER OF OCCUPIED OFFICER POSITIONS - CANADA BASED : 1  
 - LOCALLY ENGAGED : 2

19/05/95

Foreign Affairs and International Trade

TSRPT02E

TRADE TRACKING SYSTEM

WORKLOAD AND OFFICER SUMMARY ACTIVITY REPORT  
FOR QUARTER 3 OF FISCAL YEAR 1994

POST : TUNIS

	NUMBER	% OFFICER-TIME CANADA	LOC-ENG	TOTAL-TIME PERSON-QTR
A. EXPORT/TRADE/POLICY ENQUIRIES FROM CANADA :	290	30.00	40.00	0.70
FROM TERRITORIES :	174	20.00	18.00	0.38
B. VISITS TO CLIENTS IN TERRITORY :	41	25.00	14.00	0.39
C. EXPORT/TRADE/POLICY FAIRS :	2	3.00	10.00	0.13
PROJECTS AND EVENTS MISSIONS :	3	2.00	10.00	0.12
CONFERENCE SEMINARS :	0	0.00	0.00	0.00
OTHER :	0	0.00	0.00	0.00
D. COMMERCIAL* ECONOMIC REPORTS HQ REQUESTED :	3	2.00	1.00	0.03
POST INITIATED :	3	2.00	2.00	0.04
E. COMMUNICATIONS ACTIVITIES :	1	1.00	0.00	0.01
F. INVESTMENT ENQUIRIES FROM CANADA :	0	0.00	0.00	0.00
FROM TERRITORIES :	0	0.00	0.00	0.00
G. TECHNOLOGY INFLOW PROGRAM ENQR'S FRM CANADA :	0	0.00	0.00	0.00
CONNECTIONS ARRANGED :	0	0.00	0.00	0.00
H. PARTICIP'TN IN PROG-REL EVENTS OUTSIDE POST :		5.00	0.00	0.05
I. SERVICE REQUESTS FM GOV'T SOURCES NGO :	0	0.00	0.00	0.00
HOST GOVERNMENT :	4	2.00	1.00	0.03
OTHER DEPARTMENT :	0	0.00	0.00	0.00
PROVINCES/MUNICIPALITIES :	5	3.00	2.00	0.05
J. ADMINISTRATION: PROGRAM MANAGEMENT & ADMIN. :		3.00	1.00	0.04
LEAVE, PROFESSIONAL DEVELOP :		0.00	0.00	0.00
K. SERVICE TO OTHER MISSION PROGRAMS :		2.00	1.00	0.03
L. TOURISM PROGRAM ACTIVITIES :		0.00	0.00	0.00
***** TOTALS *****		100.00	100.00	2.00

NUMBER OF BUSINESS VISITORS (PUBLIC SECTOR) FROM CANADA :	10
FROM TERRIT :	8
NUMBER OF BUSINESS VISITORS (PRIVATE SECTOR) FROM CANADA :	63
FROM TERRIT :	49
NUMBER OF PEMD APPLICATIONS COMMENTED ON :	2
NUMBER OF OCCUPIED OFFICER POSITIONS - CANADA BASED :	1
- LOCALLY ENGAGED :	1



19/05/95

Foreign Affairs and International Trade

TSRPT02E

TRADE TRACKING SYSTEM

WORKLOAD AND OFFICER SUMMARY ACTIVITY REPORT  
FOR QUARTER 3 OF FISCAL YEAR 1994

POST : YAOUNDE

	NUMBER	% OFFICER-TIME CANADA	LOC-ENG	TOTAL-TIME PERSON-QTR
A.EXPORT/TRADE/POLICY ENQUIRIES FROM CANADA :	184	0.00	26.00	0.26
FROM TERRITORIES :	94	0.00	12.00	0.12
B.VISITS TO CLIENTS IN TERRITORY :	14	0.00	8.00	0.08
C.EXPORT/TRADE/POLICY PROJECTS AND EVENTS				
FAIRS :	0	0.00	0.00	0.00
MISSIONS :	2	0.00	8.00	0.08
CONFERENCE SEMINARS :	0	0.00	0.00	0.00
OTHER :	0	0.00	0.00	0.00
D.COMMERCIAL* ECONOMIC REPORTS HQ REQUESTED :	5	0.00	10.00	0.10
POST INITIATED :	4	0.00	6.00	0.06
E.COMMUNICATIONS ACTIVITIES :	0	0.00	0.00	0.00
F.INVESTMENT ENQUIRIES				
FROM CANADA :	0	0.00	0.00	0.00
FROM TERRITORIES :	0	0.00	0.00	0.00
G.TECHNOLOGY INFLOW PROGRAM ENQR'S FRM CANADA :	0	0.00	0.00	0.00
CONNECTIONS ARRANGED :	0	0.00	0.00	0.00
H.PARTICPT'N IN PROG-REL EVENTS OUTSIDE POST :		0.00	5.00	0.05
I.SERVICE REQUESTS FM GOV'T SOURCES				
NGO :	0	0.00	2.00	0.02
HOST GOVERNMENT :	0	0.00	3.00	0.03
OTHER DEPARTMENT :	0	0.00	0.00	0.00
PROVINCES/MUNICIPALITIES :	0	0.00	0.00	0.00
J.ADMINISTRATION: PROGRAM MANAGEMENT & ADMIN.:		0.00	5.00	0.05
LEAVE, PROFESSIONAL DEVELOP :		0.00	0.00	0.00
K.SERVICE TO OTHER MISSION PROGRAMS :		0.00	15.00	0.15
L.TOURISM PROGRAM ACTIVITIES :		0.00	0.00	0.00
***** TOTALS *****		0.00	100.00	1.00

NUMBER OF BUSINESS VISITORS (PUBLIC SECTOR) FROM CANADA : 8  
FROM TERRIT : 26  
NUMBER OF BUSINESS VISITORS (PRIVATE SECTOR) FROM CANADA : 10  
FROM TERRIT : 61  
NUMBER OF PEMD APPLICATIONS COMMENTED ON : 2  
NUMBER OF OCCUPIED OFFICER POSITIONS - CANADA BASED : 0  
- LOCALLY ENGAGED : 1







19/05/97

REPORT

TRACE TRACKING SYSTEM

WORKLOAD AND OFFICER AVAILABILITY REPORT  
FOR QUARTER 1 OF FISCAL YEAR 1997

REGION

ASIA PACIFIC

ASIA & PACIFIC

A. EXPORT/TRADE POLICY ENFORCEMENT FROM CANADA 1-1477 17.84 20.93 29.74  
FROM TERRITORIES 1-1590 9.12 17.95 14.99

B. VISITS TO CANADA PRC 1-1770 11.06 14.01

C. EXPORT TRADE/COMMERCE PROJECTS AND EVENTS BEIJING 5.37 5.85  
HONG KONG 2.71 12.42  
SHANGHAI 4.17 5.64  
TOKYO 2.04 3.05

D. CONSORTIAL ECONOMIC PARTNERSHIPS TO PROMOTE GOVT INTERESTS PKE 1-1770 2.53 5.74

E. COMMUNICATIONS ACTS CTOT/TAIPEI 0.54 1.88  
\* HANOI 1.75 2.97  
SEOUL 2.34 2.38  
BOMBAY 1.75 2.97  
DHAKA 2.34 2.38  
ISLAMABAD  
NEW DELHI

F. TECHNOLOGY INFLOW FROM CANADA'S FOR CANADA 1-1770 1.20 1.01  
FROM TERRITORIES 1-1770 1.16 0.01 0.07

G. PARTICIPATION IN TRADE BANGKOK 0.03 2.35  
JAKARTA 0.14 0.86  
KUALA LUMPUR 1.04 2.41  
MANILA 2.40 2.95  
SINGAPORE 1.52 3.17  
AUCKLAND  
CANBERRA  
SYDNEY

H. ADMINISTRATION PROGRAMS MANAGEMENT 1-1770 10.81 2.56 8.73  
ADMIN, PROFESSIONAL LEVELS 1-1770 7.76 2.16 3.82

I. SERVICES TO OTHER MISSION PROGRAMS 1-1770 2.79 0.39 2.03

J. TOURISM PROGRAM ACTIVITIES 1-1770 1.77 5.84 3.75

K. TOTALS 1-1770 85.88 87.87 133.00

L. NUMBER OF BUSINESS VISITORS (PUBLIC SECTOR) FROM CANADA 1-1770 119  
FROM TERRITORY 713  
M. NUMBER OF BUSINESS VISITORS (PRIVATE SECTOR) FROM CANADA 1-1770 1180  
FROM TERRITORY 1052

\* Quarterly reports for these posts were not available.

N. NUMBER OF OCCUPIED OFFICER POSITIONS - CANADA 1-1770 83  
- TERRITORY 71



19/05/95

Foreign Affairs and International Trade

TSRPT02E

TRADE TRACKING SYSTEM

WORKLOAD AND OFFICER SUMMARY ACTIVITY REPORT  
FOR QUARTER 3 OF FISCAL YEAR 1994

REGION : ASIA PACIFIC

	NUMBER	% OFFICER-TIME CANADA	LOC-ENG	TOTAL-TIME PERSON-QTR
A. EXPORT/TRADE/POLICY ENQUIRIES FROM CANADA	: 11172	15.94	20.82	24.82
FROM TERRITORIES	: 15920	9.50	17.95	18.90
B. VISITS TO CLIENTS IN TERRITORY	: 2769	9.86	11.06	14.01
C. EXPORT/TRADE/POLICY PROJECTS AND EVENTS				
FAIRS	: 98	5.20	5.10	6.85
MISSIONS	: 172	12.30	8.32	13.42
CONFERENCE SEMINARS	: 122	4.23	4.27	5.66
OTHER	: 90	3.30	2.56	3.85
D. COMMERCIAL* ECONOMIC REPORTS				
HQ REQUESTED	: 140	1.52	2.22	2.55
POST INITIATED	: 337	4.57	4.10	5.74
E. COMMUNICATIONS ACTIVITIES	: 192	1.55	0.98	1.65
F. INVESTMENT ENQUIRIES				
FROM CANADA	: 183	1.16	1.72	1.97
FROM TERRITORIES	: 281	1.23	2.24	2.39
G. TECHNOLOGY INFLOW PROGRAM ENQR'S FRM CANADA	: 63	0.20	1.20	1.01
CONNECTIONS ARRANGED	: 25	0.10	0.01	0.07
H. PARTICIP'TN IN PROG-REL EVENTS OUTSIDE POST	: 1.49		0.63	1.35
I. SERVICE REQUESTS FM GOV'T SOURCES				
NGO	: 218	0.66	0.63	0.86
HOST GOVERNMENT	: 411	2.03	1.63	2.41
OTHER DEPARTMENT	: 477	2.40	2.06	2.95
PROVINCES/MUNICIPALITIES	: 475	3.49	1.52	3.19
J. ADMINISTRATION:				
PROGRAM MANAGEMENT & ADMIN.	: 10.83		2.56	8.29
LEAVE, PROFESSIONAL DEVELOP	: 3.76		2.16	3.82
K. SERVICE TO OTHER MISSION PROGRAMS	: 2.79		0.59	2.09
L. TOURISM PROGRAM ACTIVITIES	: 1.77		5.54	5.15
***** TOTALS *****		99.88	99.87	133.00

NUMBER OF BUSINESS VISITORS (PUBLIC SECTOR) FROM CANADA : 959  
 FROM TERRIT : 713  
 NUMBER OF BUSINESS VISITORS (PRIVATE SECTOR) FROM CANADA : 3100  
 FROM TERRIT : 10251

NUMBER OF PEMD APPLICATIONS COMMENTED ON : 77

NUMBER OF OCCUPIED OFFICER POSITIONS - CANADA BASED : 59  
 - LOCALLY ENGAGED : 74

25/01/95

## Foreign Affairs and International Trade

TSRPT02E

## TRADE TRACKING SYSTEM

WORKLOAD AND OFFICER SUMMARY ACTIVITY REPORT  
FOR QUARTER 3 OF FISCAL YEAR 1994

SUB-REGION: CHINA, HONG KONG

	NUMBER	% OFFICER-TIME		TOTAL-TIME PERSON-QTR
		CANADA	LOC-ENG	
A.EXPORT/TRADE/POLICY ENQUIRIES FROM CANADA :	1614	17.09	18.76	3.38
FROM TERRITORIES :	712	7.27	17.13	2.17
B.VISITS TO CLIENTS IN TERRITORY :	250	9.18	16.88	2.36
C.EXPORT/TRADE/POLICY PROJECTS AND EVENTS				
FAIRS :	10	1.63	3.50	0.46
MISSIONS :	48	23.10	17.00	3.90
CONFERENCE SEMINARS :	9	1.00	5.00	0.51
OTHER :	4	1.82	0.38	0.23
D.COMMERCIAL* ECONOMIC REPORTS HQ REQUESTED :	17	0.91	0.00	0.10
POST INITIATED :	13	1.72	0.00	0.19
E.COMMUNICATIONS ACTIVITIES :	12	0.82	0.00	0.09
F.INVESTMENT ENQUIRIES				
FROM CANADA :	40	0.63	3.25	0.33
FROM TERRITORIES :	86	0.55	3.87	0.37
G.TECHNOLOGY INFLOW PROGRAM ENQR'S FRM CANADA :	2	0.09	0.00	0.01
CONNECTIONS ARRANGED :	0	0.00	0.00	0.00
H.PARTICPT'N IN PROG-REL EVENTS OUTSIDE POST :		3.18	5.75	0.81
I.SERVICE REQUESTS FM GOV'T SOURCES				
NGO :	65	0.27	1.50	0.15
HOST GOVERNMENT :	68	0.82	0.75	0.15
OTHER DEPARTMENT :	93	3.00	1.88	0.48
PROVINCES/MUNICIPALITIES :	132	5.27	1.75	0.72
J.ADMINISTRATION: PROGRAM MANAGEMENT & ADMIN.:		13.00	2.12	1.60
LEAVE, PROFESSIONAL DEVELOP :		5.27	0.25	0.60
K.SERVICE TO OTHER MISSION PROGRAMS :		3.36	0.12	0.38
L.TOURISM PROGRAM ACTIVITIES :		0.00	0.12	0.01
***** TOTALS *****		99.98	100.01	19.00

NUMBER OF BUSINESS VISITORS (PUBLIC SECTOR)	FROM CANADA :	308
	FROM TERRIT :	184
NUMBER OF BUSINESS VISITORS (PRIVATE SECTOR)	FROM CANADA :	768
	FROM TERRIT :	507

NUMBER OF PEMD APPLICATIONS COMMENTED ON	:	30
--	---	----

NUMBER OF OCCUPIED OFFICER POSITIONS	- CANADA BASED :	11
	- LOCALLY ENGAGED :	8



19/05/95

Foreign Affairs and International Trade

TSRPT02E

TRADE TRACKING SYSTEM

WORKLOAD AND OFFICER SUMMARY ACTIVITY REPORT  
FOR QUARTER 3 OF FISCAL YEAR 1994

POST : BEIJING

	NUMBER	% OFFICER-TIME CANADA	LOC-ENG	TOTAL-TIME PERSON-QTR
A.EXPORT/TRADE/POLICY ENQUIRIES FROM CANADA	: 768	17.83	0.00	1.07
FROM TERRITORIES	: 458	7.66	0.00	0.46
B.VISITS TO CLIENTS IN TERRITORY	: 86	7.00	0.00	0.42
C.EXPORT/TRADE/POLICY PROJECTS AND EVENTS				
FAIRS	: 8	2.16	0.00	0.13
MISSIONS	: 19	26.50	0.00	1.59
CONFERENCE SEMINARS	: 7	1.83	0.00	0.11
OTHER	: 4	3.33	0.00	0.20
D.COMMERCIAL* ECONOMIC REPORTS HQ REQUESTED	: 17	1.66	0.00	0.10
POST INITIATED	: 9	1.33	0.00	0.08
E.COMMUNICATIONS ACTIVITIES	: 12	1.50	0.00	0.09
F.INVESTMENT ENQUIRIES				
FROM CANADA	: 15	0.33	0.00	0.02
FROM TERRITORIES	: 22	1.00	0.00	0.06
G.TECHNOLOGY INFLOW PROGRAM ENQR'S FRM CANADA	: 2	0.16	0.00	0.01
CONNECTIONS ARRANGED	: 0	0.00	0.00	0.00
H.PARTICPT'N IN PROG-REL EVENTS OUTSIDE POST	: 5.83		0.00	0.35
I.SERVICE REQUESTS FM GOV'T SOURCES				
NGO	: 16	0.50	0.00	0.03
HOST GOVERNMENT	: 47	1.00	0.00	0.06
OTHER DEPARTMENT	: 70	4.83	0.00	0.29
PROVINCES/MUNICIPALITIES	: 91	8.16	0.00	0.49
J.ADMINISTRATION: PROGRAM MANAGEMENT & ADMIN.	: 3.00		0.00	0.18
LEAVE, PROFESSIONAL DEVELOP	: 4.00		0.00	0.24
K.SERVICE TO OTHER MISSION PROGRAMS	: 0.33		0.00	0.02
L.TOURISM PROGRAM ACTIVITIES	: 0.00		0.00	0.00
***** TOTALS *****		99.94	0.00	6.00

NUMBER OF BUSINESS VISITORS (PUBLIC SECTOR) FROM CANADA : 54  
FROM TERRIT : 0  
NUMBER OF BUSINESS VISITORS (PRIVATE SECTOR) FROM CANADA : 307  
FROM TERRIT : 258

NUMBER OF PEMD APPLICATIONS COMMENTED ON : 13

NUMBER OF OCCUPIED OFFICER POSITIONS - CANADA BASED : 6  
- LOCALLY ENGAGED : 0

19/05/95

Foreign Affairs and International Trade

TSRPT02E

TRADE TRACKING SYSTEM

WORKLOAD AND OFFICER SUMMARY ACTIVITY REPORT  
FOR QUARTER 3 OF FISCAL YEAR 1994

POST : HONG KONG

	NUMBER	% OFFICER-TIME		TOTAL-TIME PERSON-QTR
		CANADA	LOC-ENG	
A.EXPORT/TRADE/POLICY ENQUIRIES FROM CANADA :	536	18.66	17.50	1.61
FROM TERRITORIES :	109	8.00	17.83	1.31
B.VISITS TO CLIENTS IN TERRITORY :	99	9.66	18.33	1.39
C.EXPORT/TRADE/POLICY PROJECTS AND EVENTS				
FAIRS :	1	0.00	3.00	0.18
MISSIONS :	24	8.33	12.66	1.01
CONFERENCE SEMINARS :	1	0.00	5.83	0.35
OTHER :	0	0.00	0.50	0.03
D.COMMERCIAL* ECONOMIC REPORTS HQ REQUESTED :	0	0.00	0.00	0.00
POST INITIATED :	4	3.66	0.00	0.11
E.COMMUNICATIONS ACTIVITIES :	0	0.00	0.00	0.00
F.INVESTMENT ENQUIRIES				
FROM CANADA :	22	0.00	3.50	0.21
FROM TERRITORIES :	58	0.00	4.33	0.26
G.TECHNOLOGY INFLOW PROGRAM ENQR'S FRM CANADA :	0	0.00	0.00	0.00
CONNECTIONS ARRANGED :	0	0.00	0.00	0.00
H.PARTICPT'N IN PROG-REL EVENTS OUTSIDE POST :		0.00	7.66	0.46
I.SERVICE REQUESTS FM GOV'T SOURCES				
NGO :	49	0.00	2.00	0.12
HOST GOVERNMENT :	21	1.00	1.00	0.09
OTHER DEPARTMENT :	23	1.33	2.50	0.19
PROVINCES/MUNICIPALITIES :	41	3.00	2.33	0.23
J.ADMINISTRATION: PROGRAM MANAGEMENT & ADMIN.:		28.33	0.33	0.87
LEAVE, PROFESSIONAL DEVELOP :		11.33	0.33	0.36
K.SERVICE TO OTHER MISSION PROGRAMS :		6.66	0.16	0.21
L.TOURISM PROGRAM ACTIVITIES :		0.00	0.16	0.01
***** TOTALS *****		99.96	99.95	9.00

NUMBER OF BUSINESS VISITORS (PUBLIC SECTOR) FROM CANADA : 176  
FROM TERRIT : 142  
NUMBER OF BUSINESS VISITORS (PRIVATE SECTOR) FROM CANADA : 298  
FROM TERRIT : 220

NUMBER OF PEMD APPLICATIONS COMMENTED ON : 8

NUMBER OF OCCUPIED OFFICER POSITIONS -CANADA BASED : 3  
-LOCALLY ENGAGED : 6

19/05/95

Foreign Affairs and International Trade

TSRPT02E

TRADE TRACKING SYSTEM

WORKLOAD AND OFFICER SUMMARY ACTIVITY REPORT  
FOR QUARTER 3 OF FISCAL YEAR 1994

POST : SHANGHAI

	NUMBER	% OFFICER-TIME		TOTAL-TIME
		CANADA	LOC-ENG	PERSON-QTR
A. EXPORT/TRADE/POLICY ENQUIRIES FROM CANADA :	310	12.50	22.50	0.70
FROM TERRITORIES :	145	5.00	15.00	0.40
B. VISITS TO CLIENTS IN TERRITORY :	65	15.00	12.50	0.55
C. EXPORT/TRADE/POLICY PROJECTS AND EVENTS				
FAIRS :	1	2.50	5.00	0.15
MISSIONS :	5	35.00	30.00	1.30
CONFERENCE SEMINARS :	1	0.00	2.50	0.05
OTHER :	0	0.00	0.00	0.00
D. COMMERCIAL* ECONOMIC REPORTS HQ REQUESTED :	0	0.00	0.00	0.00
POST INITIATED :	0	0.00	0.00	0.00
E. COMMUNICATIONS ACTIVITIES :	0	0.00	0.00	0.00
F. INVESTMENT ENQUIRIES				
FROM CANADA :	3	2.50	2.50	0.10
FROM TERRITORIES :	6	0.00	2.50	0.05
G. TECHNOLOGY INFLOW PROGRAM ENQR'S FRM CANADA :	0	0.00	0.00	0.00
CONNECTIONS ARRANGED :	0	0.00	0.00	0.00
H. PARTICIP'TN IN PROG-REL EVENTS OUTSIDE POST :		0.00	0.00	0.00
I. SERVICE REQUESTS FM GOV'T SOURCES				
NGO :	0	0.00	0.00	0.00
HOST GOVERNMENT :	0	0.00	0.00	0.00
OTHER DEPARTMENT :	0	0.00	0.00	0.00
PROVINCES/MUNICIPALITIES :	0	0.00	0.00	0.00
J. ADMINISTRATION: PROGRAM MANAGEMENT & ADMIN.:		20.00	7.50	0.55
LEAVE, PROFESSIONAL DEVELOP :		0.00	0.00	0.00
K. SERVICE TO OTHER MISSION PROGRAMS :		7.50	0.00	0.15
L. TOURISM PROGRAM ACTIVITIES :		0.00	0.00	0.00
***** TOTALS *****		100.00	100.00	4.00

NUMBER OF BUSINESS VISITORS (PUBLIC SECTOR) FROM CANADA : 78

FROM TERRIT : 42

NUMBER OF BUSINESS VISITORS (PRIVATE SECTOR) FROM CANADA : 163

FROM TERRIT : 29

NUMBER OF PEMD APPLICATIONS COMMENTED ON : 9

NUMBER OF OCCUPIED OFFICER POSITIONS - CANADA BASED : 2

- LOCALLY ENGAGED : 2

25/01/95

## Foreign Affairs and International Trade

TSRPT02E

## TRADE TRACKING SYSTEM

WORKLOAD AND OFFICER SUMMARY ACTIVITY REPORT  
FOR QUARTER 3 OF FISCAL YEAR 1994

SUB-REGION: JAPAN

	NUMBER	% OFFICER-TIME		TOTAL-TIME PERSON-QTR
		CANADA	LOC-ENG	
A. EXPORT/TRADE/POLICY ENQUIRIES FROM CANADA :	1782	12.89	14.93	5.92
FROM TERRITORIES :	6979	9.01	14.57	5.17
B. VISITS TO CLIENTS IN TERRITORY :	1019	13.12	11.76	5.17
C. EXPORT/TRADE/POLICY PROJECTS AND EVENTS				
FAIRS :	35	6.83	6.88	2.88
MISSIONS :	27	9.18	6.16	3.10
CONFERENCE SEMINARS :	40	7.42	6.72	2.94
OTHER :	10	3.65	3.36	1.46
D. COMMERCIAL* ECONOMIC REPORTS HQ REQUESTED :	5	0.58	2.40	0.70
POST INITIATED :	73	5.88	6.52	2.63
E. COMMUNICATIONS ACTIVITIES :	46	0.94	0.24	0.22
F. INVESTMENT ENQUIRIES				
FROM CANADA :	11	1.18	0.48	0.32
FROM TERRITORIES :	52	1.88	2.28	0.89
G. TECHNOLOGY INFLOW PROGRAM ENQR'S FRM CANADA :	35	0.29	2.80	0.75
CONNECTIONS ARRANGED :	20	0.29	0.00	0.05
H. PARTICIP'T'N IN PROG-REL EVENTS OUTSIDE POST :		0.00	0.00	0.00
I. SERVICE REQUESTS FM GOV'T SOURCES				
NGO :	11	0.58	0.08	0.12
HOST GOVERNMENT :	145	2.76	2.48	1.09
OTHER DEPARTMENT :	167	2.12	1.71	0.79
PROVINCES/MUNICIPALITIES :	138	4.41	1.71	1.18
J. ADMINISTRATION: PROGRAM MANAGEMENT & ADMIN. :		6.23	0.00	1.06
LEAVE, PROFESSIONAL DEVELOP :		4.18	2.00	1.21
K. SERVICE TO OTHER MISSION PROGRAMS :		0.71	0.92	0.35
L. TOURISM PROGRAM ACTIVITIES :		5.88	12.00	4.00
***** TOTALS *****		100.01	100.00	42.00

NUMBER OF BUSINESS VISITORS (PUBLIC SECTOR) FROM CANADA : 280  
FROM TERRIT : 234  
NUMBER OF BUSINESS VISITORS (PRIVATE SECTOR) FROM CANADA : 750  
FROM TERRIT : 8376

NUMBER OF PEMD APPLICATIONS COMMENTED ON : 6

NUMBER OF OCCUPIED OFFICER POSITIONS - CANADA BASED : 17  
- LOCALLY ENGAGED : 25

19/05/95

## Foreign Affairs and International Trade

TSRPT02E

## TRADE TRACKING SYSTEM

WORKLOAD AND OFFICER SUMMARY ACTIVITY REPORT  
FOR QUARTER 3 OF FISCAL YEAR 1994

POST : OSAKA

	NUMBER	% OFFICER-TIME CANADA	LOC-ENG	TOTAL-TIME PERSON-QTR
A.EXPORT/TRADE/POLICY ENQUIRIES FROM CANADA :	58	10.00	10.00	0.60
FROM TERRITORIES :	227	7.50	13.75	0.70
B.VISITS TO CLIENTS IN TERRITORY :	131	15.00	16.25	0.95
C.EXPORT/TRADE/POLICY PROJECTS AND EVENTS				
FAIRS :	8	17.50	17.50	1.05
MISSIONS :	6	15.00	17.50	1.00
CONFERENCE SEMINARS :	3	15.00	15.00	0.90
OTHER :	5	2.50	1.25	0.10
D.COMMERCIAL* ECONOMIC REPORTS HQ REQUESTED :	0	0.00	0.00	0.00
POST INITIATED :	0	0.00	0.00	0.00
E.COMMUNICATIONS ACTIVITIES :	0	0.00	0.00	0.00
F.INVESTMENT ENQUIRIES				
FROM CANADA :	1	2.50	2.50	0.15
FROM TERRITORIES :	6	5.00	5.00	0.30
G.TECHNOLOGY INFLOW PROGRAM ENQR'S FRM CANADA :	0	0.00	0.00	0.00
CONNECTIONS ARRANGED :	0	0.00	0.00	0.00
H.PARTICPT'N IN PROG-REL EVENTS OUTSIDE POST :		0.00	0.00	0.00
I.SERVICE REQUESTS FM GOV'T SOURCES				
NGO :	0	0.00	0.00	0.00
HOST GOVERNMENT :	0	0.00	0.00	0.00
OTHER DEPARTMENT :	0	0.00	0.00	0.00
PROVINCES/MUNICIPALITIES :	23	10.00	1.25	0.25
J.ADMINISTRATION: PROGRAM MANAGEMENT & ADMIN.:		0.00	0.00	0.00
LEAVE, PROFESSIONAL DEVELOP :		0.00	0.00	0.00
K.SERVICE TO OTHER MISSION PROGRAMS :		0.00	0.00	0.00
L.TOURISM PROGRAM ACTIVITIES :		0.00	0.00	0.00
***** TOTALS *****		100.00	100.00	6.00

NUMBER OF BUSINESS VISITORS (PUBLIC SECTOR)	FROM CANADA :	97
	FROM TERRIT :	124
NUMBER OF BUSINESS VISITORS (PRIVATE SECTOR)	FROM CANADA :	136
	FROM TERRIT :	450

NUMBER OF PEMD APPLICATIONS COMMENTED ON :	0
NUMBER OF OCCUPIED OFFICER POSITIONS - CANADA BASED :	2
- LOCALLY ENGAGED :	4

19/05/95

Foreign Affairs and International Trade

TSRPT02E

TRADE TRACKING SYSTEM

WORKLOAD AND OFFICER SUMMARY ACTIVITY REPORT  
FOR QUARTER 3 OF FISCAL YEAR 1994

POST : TOKYO

	NUMBER	% OFFICER-TIME		TOTAL-TIME PERSON-QTR
		CANADA	LOC-ENG	
A.EXPORT/TRADE/POLICY ENQUIRIES FROM CANADA	: 1724	13.26	15.85	5.32
FROM TERRITORIES	: 6752	9.20	14.71	4.47
B.VISITS TO CLIENTS IN TERRITORY	: 888	12.86	10.90	4.22
C.EXPORT/TRADE/POLICY PROJECTS AND EVENTS FAIRS	: 27	5.40	4.85	1.83
MISSIONS	: 21	8.40	4.00	2.10
CONFERENCE SEMINARS	: 37	6.40	5.14	2.04
OTHER	: 5	3.80	3.76	1.36
D.COMMERCIAL* ECONOMIC REPORTS HQ REQUESTED	: 5	0.66	2.85	0.70
POST INITIATED	: 73	6.66	7.76	2.63
E.COMMUNICATIONS ACTIVITIES	: 46	1.06	0.28	0.22
F.INVESTMENT ENQUIRIES FROM CANADA	: 10	1.00	0.09	0.17
FROM TERRITORIES	: 46	1.46	1.76	0.59
G.TECHNOLOGY INFLOW PROGRAM ENQR'S FRM CANADA	: 35	0.33	3.33	0.75
CONNECTIONS ARRANGED	: 20	0.33	0.00	0.05
H.PARTICPT'N IN PROG-REL EVENTS OUTSIDE POST	: 0.00	0.00	0.00	0.00
I.SERVICE REQUESTS FM GOV'T SOURCES NGO	: 11	0.66	0.09	0.12
HOST GOVERNMENT	: 145	3.13	2.95	1.09
OTHER DEPARTMENT	: 167	2.40	2.04	0.79
PROVINCES/MUNICIPALITIES	: 115	3.66	1.80	0.93
J.ADMINISTRATION: PROGRAM MANAGEMENT & ADMIN.:		7.06	0.00	1.06
LEAVE, PROFESSIONAL DEVELOP :		4.73	2.38	1.21
K.SERVICE TO OTHER MISSION PROGRAMS	: 0.80	1.09	0.35	
L.TOURISM PROGRAM ACTIVITIES	: 6.66	14.28	4.00	
***** TOTALS *****		99.92	99.91	36.00

NUMBER OF BUSINESS VISITORS (PUBLIC SECTOR) FROM CANADA : 183  
 FROM TERRIT : 110  
 NUMBER OF BUSINESS VISITORS (PRIVATE SECTOR) FROM CANADA : 614  
 FROM TERRIT : 7926

NUMBER OF PEMD APPLICATIONS COMMENTED ON : 6

NUMBER OF OCCUPIED OFFICER POSITIONS - CANADA BASED : 15  
 - LOCALLY ENGAGED : 21

25/01/95

## Foreign Affairs and International Trade

TSRPT02E

## TRADE TRACKING SYSTEM

WORKLOAD AND OFFICER SUMMARY ACTIVITY REPORT  
FOR QUARTER 3 OF FISCAL YEAR 1994

## SUB-REGION: KOREA AND EAST ASIA

	NUMBER	% OFFICER-TIME CANADA	LOC-ENG	TOTAL-TIME PERSON-QTR
A.EXPORT/TRADE/POLICY ENQUIRIES FROM CANADA	: 1152	15.71	27.01	2.99
FROM TERRITORIES	: 726	7.00	18.86	1.81
B.VISITS TO CLIENTS IN TERRITORY	: 155	5.57	5.86	0.80
C.EXPORT/TRADE/POLICY PROJECTS AND EVENTS				
FAIRS	: 10	6.43	4.29	0.75
MISSIONS	: 28	10.86	8.00	1.32
CONFERENCE SEMINARS	: 14	6.14	4.14	0.72
OTHER	: 11	2.14	2.14	0.30
D.COMMERCIAL* ECONOMIC REPORTS HQ REQUESTED	: 6	0.14	1.85	0.14
POST INITIATED	: 31	6.71	5.43	0.85
E.COMMUNICATIONS ACTIVITIES	: 27	0.14	1.57	0.12
F.INVESTMENT ENQUIRIES FROM CANADA	: 24	2.29	2.57	0.34
FROM TERRITORIES	: 28	2.71	3.14	0.41
G.TECHNOLOGY INFLOW PROGRAM ENQR'S FRM CANADA	: 5	0.00	1.86	0.13
CONNECTIONS ARRANGED	: 0	0.00	0.00	0.00
H.PARTICPT'N IN PROG-REL EVENTS OUTSIDE POST	: 1.43		0.00	0.10
I.SERVICE REQUESTS FM GOV'T SOURCES				
NGO	: 43	0.43	1.71	0.15
HOST GOVERNMENT	: 42	3.43	3.00	0.45
OTHER DEPARTMENT	: 39	2.29	1.71	0.28
PROVINCES/MUNICIPALITIES	: 34	0.71	1.86	0.18
J.ADMINISTRATION: PROGRAM MANAGEMENT & ADMIN.	: 23.14		1.57	1.73
LEAVE, PROFESSIONAL DEVELOP	: 2.00		3.14	0.36
K.SERVICE TO OTHER MISSION PROGRAMS	: 0.71		0.28	0.07
L.TOURISM PROGRAM ACTIVITIES	: 0.00		0.00	0.00
***** TOTALS *****		99.98	99.99	14.00

NUMBER OF BUSINESS VISITORS (PUBLIC SECTOR)	FROM CANADA	: 48
	FROM TERRIT	: 104
NUMBER OF BUSINESS VISITORS (PRIVATE SECTOR)	FROM CANADA	: 138
	FROM TERRIT	: 204

NUMBER OF PEMD APPLICATIONS COMMENTED ON	: 4
--	-----

NUMBER OF OCCUPIED OFFICER POSITIONS	- CANADA BASED	: 7
	- LOCALLY ENGAGED	: 7

19/05/95

Foreign Affairs and International Trade

TSRPT02E

TRADE TRACKING SYSTEM

WORKLOAD AND OFFICER SUMMARY ACTIVITY REPORT  
FOR QUARTER 3 OF FISCAL YEAR 1994

POST : CTOT/TAIPEI

	NUMBER	% OFFICER-TIME		TOTAL-TIME PERSON-QTR
		CANADA	LOC-ENG	
A.EXPORT/TRADE/POLICY ENQUIRIES FROM CANADA :	470	22.50	21.33	1.09
FROM TERRITORIES :	301	10.00	13.33	0.60
B.VISITS TO CLIENTS IN TERRITORY :	112	12.50	10.66	0.57
C.EXPORT/TRADE/POLICY PROJECTS AND EVENTS				
FAIRS :	4	15.00	4.00	0.42
MISSIONS :	4	7.50	10.00	0.45
CONFERENCE SEMINARS :	5	10.00	6.33	0.39
OTHER :	0	0.00	0.66	0.02
D.COMMERCIAL* ECONOMIC REPORTS HQ REQUESTED :	1	0.00	0.66	0.02
POST INITIATED :	8	5.00	3.33	0.20
E.COMMUNICATIONS ACTIVITIES :	12	0.00	1.66	0.05
F.INVESTMENT ENQUIRIES				
FROM CANADA :	14	5.00	5.33	0.26
FROM TERRITORIES :	6	7.50	6.00	0.33
G.TECHNOLOGY INFLOW PROGRAM ENQR'S FRM CANADA :	0	0.00	3.33	0.10
CONNECTIONS ARRANGED :	0	0.00	0.00	0.00
H.PARTICPT'N IN PROG-REL EVENTS OUTSIDE POST :		0.00	0.00	0.00
I.SERVICE REQUESTS FM GOV'T SOURCES				
NGO :	37	1.50	3.33	0.13
HOST GOVERNMENT :	12	1.50	5.66	0.20
OTHER DEPARTMENT :	0	0.00	0.00	0.00
PROVINCES/MUNICIPALITIES :	4	2.00	0.33	0.05
J.ADMINISTRATION: PROGRAM MANAGEMENT & ADMIN.:		0.00	1.00	0.03
LEAVE, PROFESSIONAL DEVELOP :		0.00	2.33	0.07
K.SERVICE TO OTHER MISSION PROGRAMS :		0.00	0.66	0.02
L.TOURISM PROGRAM ACTIVITIES :		0.00	0.00	0.00
***** TOTALS *****		100.00	99.93	5.00

NUMBER OF BUSINESS VISITORS (PUBLIC SECTOR)	FROM CANADA :	18
	FROM TERRIT :	8
NUMBER OF BUSINESS VISITORS (PRIVATE SECTOR)	FROM CANADA :	75
	FROM TERRIT :	87
NUMBER OF PEMD APPLICATIONS COMMENTED ON :		3
NUMBER OF OCCUPIED OFFICER POSITIONS	-CANADA BASED :	2
	-LOCALLY ENGAGED :	3



19/05/95

Foreign Affairs and International Trade

TSRPT02E

TRADE TRACKING SYSTEM

WORKLOAD AND OFFICER SUMMARY ACTIVITY REPORT  
FOR QUARTER 3 OF FISCAL YEAR 1994

POST : SEOUL

	NUMBER	% OFFICER-TIME CANADA	LOC-ENG	TOTAL-TIME PERSON-QTR
A. EXPORT/TRADE/POLICY ENQUIRIES FROM CANADA :	682	13.00	31.25	1.90
FROM TERRITORIES :	425	5.80	23.00	1.21
B. VISITS TO CLIENTS IN TERRITORY :	43	2.80	2.25	0.23
C. EXPORT/TRADE/POLICY PROJECTS AND EVENTS				
FAIRS :	6	3.00	4.50	0.33
MISSIONS :	24	12.20	6.50	0.87
CONFERENCE SEMINARS :	9	4.60	2.50	0.33
OTHER :	11	3.00	3.25	0.28
D. COMMERCIAL* ECONOMIC REPORTS HQ REQUESTED :	5	0.20	2.75	0.12
POST INITIATED :	23	7.40	7.00	0.65
E. COMMUNICATIONS ACTIVITIES :	15	0.20	1.50	0.07
F. INVESTMENT ENQUIRIES				
FROM CANADA :	10	1.20	0.50	0.08
FROM TERRITORIES :	22	0.80	1.00	0.08
G. TECHNOLOGY INFLOW PROGRAM ENQR'S FRM CANADA :	5	0.00	0.75	0.03
CONNECTIONS ARRANGED :	0	0.00	0.00	0.00
H. PARTICIP'TN IN PROG-REL EVENTS OUTSIDE POST :		2.00	0.00	0.10
I. SERVICE REQUESTS FM GOV'T SOURCES				
NGO :	6	0.00	0.50	0.02
HOST GOVERNMENT :	30	4.20	1.00	0.25
OTHER DEPARTMENT :	39	3.20	3.00	0.28
PROVINCES/MUNICIPALITIES :	30	0.20	3.00	0.13
J. ADMINISTRATION: PROGRAM MANAGEMENT & ADMIN.:		32.40	2.00	1.70
LEAVE, PROFESSIONAL DEVELOP :		2.80	3.75	0.29
K. SERVICE TO OTHER MISSION PROGRAMS :		1.00	0.00	0.05
L. TOURISM PROGRAM ACTIVITIES :		0.00	0.00	0.00
***** TOTALS *****		100.00	100.00	9.00

NUMBER OF BUSINESS VISITORS (PUBLIC SECTOR) FROM CANADA : 30  
FROM TERRIT : 96  
NUMBER OF BUSINESS VISITORS (PRIVATE SECTOR) FROM CANADA : 63  
FROM TERRIT : 117

NUMBER OF PEMD APPLICATIONS COMMENTED ON : 1  
NUMBER OF OCCUPIED OFFICER POSITIONS - CANADA BASED : 5  
- LOCALLY ENGAGED : 4

25/01/95

## Foreign Affairs and International Trade

TSRPT02E

## TRADE TRACKING SYSTEM

WORKLOAD AND OFFICER SUMMARY ACTIVITY REPORT  
FOR QUARTER 3 OF FISCAL YEAR 1994

SUB-REGION: SOUTH ASIA

	NUMBER	% OFFICER-TIME		TOTAL-TIME PERSON-QTR
		CANADA	LOC-ENG	
A.EXPORT/TRADE/POLICY ENQUIRIES FROM CANADA :	885	11.83	19.50	2.66
FROM TERRITORIES :	2201	5.67	22.40	2.58
B.VISITS TO CLIENTS IN TERRITORY :	322	8.67	8.80	1.40
C.EXPORT/TRADE/POLICY PROJECTS AND EVENTS				
FAIRS :	11	8.17	7.40	1.23
MISSIONS :	20	20.84	17.40	2.99
CONFERENCE SEMINARS :	10	2.33	1.30	0.27
OTHER :	1	1.67	0.00	0.10
D.COMMERCIAL* ECONOMIC REPORTS HQ REQUESTED :	4	0.00	1.70	0.17
POST INITIATED :	13	2.67	2.60	0.42
E.COMMUNICATIONS ACTIVITIES :	15	4.00	0.30	0.27
F.INVESTMENT ENQUIRIES				
FROM CANADA :	16	1.67	2.00	0.30
FROM TERRITORIES :	74	0.83	3.90	0.44
G.TECHNOLOGY INFLOW PROGRAM ENQR'S FRM CANADA :	6	0.17	0.20	0.03
CONNECTIONS ARRANGED :	1	0.17	0.00	0.01
H.PARTICPT'N IN PROG-REL EVENTS OUTSIDE POST :		0.83	0.00	0.05
I.SERVICE REQUESTS FM GOV'T SOURCES				
NGO :	2	0.83	0.00	0.05
HOST GOVERNMENT :	11	1.17	0.50	0.12
OTHER DEPARTMENT :	7	2.00	1.70	0.29
PROVINCES/MUNICIPALITIES :	9	2.50	0.00	0.15
J.ADMINISTRATION: PROGRAM MANAGEMENT & ADMIN.:		8.33	6.50	1.15
LEAVE, PROFESSIONAL DEVELOP :		3.17	2.60	0.45
K.SERVICE TO OTHER MISSION PROGRAMS :		12.50	0.70	0.82
L.TOURISM PROGRAM ACTIVITIES :		0.00	0.50	0.05
***** TOTALS *****		100.02	100.00	16.00

NUMBER OF BUSINESS VISITORS (PUBLIC SECTOR)	FROM CANADA :	61
	FROM TERRIT :	29
NUMBER OF BUSINESS VISITORS (PRIVATE SECTOR)	FROM CANADA :	271
	FROM TERRIT :	613

NUMBER OF PEMD APPLICATIONS COMMENTED ON	:	13
--	---	----

NUMBER OF OCCUPIED OFFICER POSITIONS	-CANADA BASED :	6
	-LOCALLY ENGAGED :	10

19/05/95

Foreign Affairs and International Trade

TSRPT02E

TRADE TRACKING SYSTEM

WORKLOAD AND OFFICER SUMMARY ACTIVITY REPORT  
FOR QUARTER 3 OF FISCAL YEAR 1994

POST : BOMBAY

	NUMBER	% OFFICER-TIME CANADA	LOC-ENG	TOTAL-TIME PERSON-QTR
A.EXPORT/TRADE/POLICY ENQUIRIES FROM CANADA	402	9.00	14.00	0.37
FROM TERRITORIES	641	5.00	12.50	0.30
B.VISITS TO CLIENTS IN TERRITORY	14	2.00	3.00	0.08
C.EXPORT/TRADE/POLICY PROJECTS AND EVENTS				
FAIRS	3	14.00	24.50	0.63
MISSIONS	4	35.00	40.50	1.16
CONFERENCE SEMINARS	0	0.00	0.00	0.00
OTHER	0	0.00	0.00	0.00
D.COMMERCIAL* ECONOMIC REPORTS HQ REQUESTED	0	0.00	0.00	0.00
POST INITIATED	3	5.00	3.00	0.11
E.COMMUNICATIONS ACTIVITIES	1	3.00	0.00	0.03
F.INVESTMENT ENQUIRIES				
FROM CANADA	2	4.00	1.00	0.06
FROM TERRITORIES	7	5.00	1.50	0.08
G.TECHNOLOGY INFLOW PROGRAM ENQR'S FRM CANADA	0	0.00	0.00	0.00
CONNECTIONS ARRANGED	0	0.00	0.00	0.00
H.PARTICPT'N IN PROG-REL EVENTS OUTSIDE POST		0.00	0.00	0.00
I.SERVICE REQUESTS FM GOV'T SOURCES				
NGO	0	0.00	0.00	0.00
HOST GOVERNMENT	0	0.00	0.00	0.00
OTHER DEPARTMENT	0	0.00	0.00	0.00
PROVINCES/MUNICIPALITIES	0	0.00	0.00	0.00
J.ADMINISTRATION: PROGRAM MANAGEMENT & ADMIN.		12.00	0.00	0.12
LEAVE, PROFESSIONAL DEVELOP		6.00	0.00	0.06
K.SERVICE TO OTHER MISSION PROGRAMS		0.00	0.00	0.00
L.TOURISM PROGRAM ACTIVITIES		0.00	0.00	0.00
***** TOTALS *****		100.00	100.00	3.00

NUMBER OF BUSINESS VISITORS (PUBLIC SECTOR) FROM CANADA : 9  
FROM TERRIT : 19

NUMBER OF BUSINESS VISITORS (PRIVATE SECTOR) FROM CANADA : 131  
FROM TERRIT : 211

NUMBER OF PEMD APPLICATIONS COMMENTED ON : 6

NUMBER OF OCCUPIED OFFICER POSITIONS - CANADA BASED : 1  
- LOCALLY ENGAGED : 2

19/05/95

Foreign Affairs and International Trade

TSRPT02E

TRADE TRACKING SYSTEM

WORKLOAD AND OFFICER SUMMARY ACTIVITY REPORT  
FOR QUARTER 3 OF FISCAL YEAR 1994

POST : DHAKA

	NUMBER	% OFFICER-TIME		TOTAL-TIME
		CANADA	LOC-ENG	PERSON-QTR
A.EXPORT/TRADE/POLICY ENQUIRIES FROM CANADA :	70	5.00	25.00	0.30
FROM TERRITORIES :	40	0.00	15.00	0.15
B.VISITS TO CLIENTS IN TERRITORY :	12	0.00	5.00	0.05
C.EXPORT/TRADE/POLICY PROJECTS AND EVENTS				
FAIRS :	0	0.00	0.00	0.00
MISSIONS :	3	15.00	15.00	0.30
CONFERENCE SEMINARS :	0	0.00	0.00	0.00
OTHER :	0	0.00	0.00	0.00
D.COMMERCIAL* ECONOMIC REPORTS HQ REQUESTED :	2	0.00	10.00	0.10
POST INITIATED :	4	2.00	10.00	0.12
E.COMMUNICATIONS ACTIVITIES :	10	0.00	3.00	0.03
F.INVESTMENT ENQUIRIES				
FROM CANADA :	0	0.00	0.00	0.00
FROM TERRITORIES :	0	0.00	0.00	0.00
G.TECHNOLOGY INFLOW PROGRAM ENQR'S FRM CANADA :	0	0.00	0.00	0.00
CONNECTIONS ARRANGED :	0	0.00	0.00	0.00
H.PARTICPT'N IN PROG-REL EVENTS OUTSIDE POST :		0.00	0.00	0.00
I.SERVICE REQUESTS FM GOV'T SOURCES				
NGO :	0	0.00	0.00	0.00
HOST GOVERNMENT :	8	0.00	5.00	0.05
OTHER DEPARTMENT :	0	0.00	0.00	0.00
PROVINCES/MUNICIPALITIES :	0	0.00	0.00	0.00
J.ADMINISTRATION: PROGRAM MANAGEMENT & ADMIN.:		8.00	5.00	0.13
LEAVE, PROFESSIONAL DEVELOP :		0.00	0.00	0.00
K.SERVICE TO OTHER MISSION PROGRAMS :		70.00	7.00	0.77
L.TOURISM PROGRAM ACTIVITIES :		0.00	0.00	0.00
***** TOTALS *****		100.00	100.00	2.00

NUMBER OF BUSINESS VISITORS (PUBLIC SECTOR)	FROM CANADA :	2
	FROM TERRIT :	4
NUMBER OF BUSINESS VISITORS (PRIVATE SECTOR)	FROM CANADA :	9
	FROM TERRIT :	50
NUMBER OF PEMD APPLICATIONS COMMENTED ON :		1
NUMBER OF OCCUPIED OFFICER POSITIONS	- CANADA BASED :	1
	- LOCALLY ENGAGED :	1

19/05/95

Foreign Affairs and International Trade

TSRPT02E

TRADE TRACKING SYSTEM

WORKLOAD AND OFFICER SUMMARY ACTIVITY REPORT  
FOR QUARTER 3 OF FISCAL YEAR 1994

POST : ISLAMABAD

	NUMBER	% OFFICER-TIME CANADA	LOC-ENG	TOTAL-TIME PERSON-QTR
A. EXPORT/TRADE/POLICY ENQUIRIES FROM CANADA :	190	10.00	16.66	0.60
FROM TERRITORIES :	1200	5.00	21.66	0.70
B. VISITS TO CLIENTS IN TERRITORY :	95	10.00	11.66	0.45
C. EXPORT/TRADE/POLICY PROJECTS AND EVENTS :				
FAIRS :	1	0.00	3.33	0.10
MISSIONS :	3	15.00	11.66	0.50
CONFERENCE SEMINARS :	1	5.00	0.00	0.05
OTHER :	1	10.00	0.00	0.10
D. COMMERCIAL* ECONOMIC REPORTS HQ REQUESTED :	0	0.00	0.00	0.00
POST INITIATED :	3	5.00	3.33	0.15
E. COMMUNICATIONS ACTIVITIES :	0	0.00	0.00	0.00
F. INVESTMENT ENQUIRIES FROM CANADA :	0	0.00	0.00	0.00
FROM TERRITORIES :	15	0.00	3.33	0.10
G. TECHNOLOGY INFLOW PROGRAM ENQR'S FRM CANADA :	0	0.00	0.00	0.00
CONNECTIONS ARRANGED :	0	0.00	0.00	0.00
H. PARTICIP'TN IN PROG-REL EVENTS OUTSIDE POST :		0.00	0.00	0.00
I. SERVICE REQUESTS FM GOV'T SOURCES :				
NGO :	0	0.00	0.00	0.00
HOST GOVERNMENT :	0	0.00	0.00	0.00
OTHER DEPARTMENT :	3	5.00	5.00	0.20
PROVINCES/MUNICIPALITIES :	0	0.00	0.00	0.00
J. ADMINISTRATION: PROGRAM MANAGEMENT & ADMIN.:		20.00	20.00	0.80
LEAVE, PROFESSIONAL DEVELOP :		10.00	1.66	0.15
K. SERVICE TO OTHER MISSION PROGRAMS :		5.00	0.00	0.05
L. TOURISM PROGRAM ACTIVITIES :		0.00	1.66	0.05
***** TOTALS *****		100.00	99.95	4.00

NUMBER OF BUSINESS VISITORS (PUBLIC SECTOR) FROM CANADA :	13
FROM TERRIT :	4
NUMBER OF BUSINESS VISITORS (PRIVATE SECTOR) FROM CANADA :	32
FROM TERRIT :	210
NUMBER OF PEMD APPLICATIONS COMMENTED ON :	3
NUMBER OF OCCUPIED OFFICER POSITIONS - CANADA BASED :	1
- LOCALLY ENGAGED :	3

19/05/95

## Foreign Affairs and International Trade

TSRPT02E

## TRADE TRACKING SYSTEM

WORKLOAD AND OFFICER SUMMARY ACTIVITY REPORT  
FOR QUARTER 3 OF FISCAL YEAR 1994

POST : NEW DELHI

	NUMBER	% OFFICER-TIME		TOTAL-TIME PERSON-QTR
		CANADA	LOC-ENG	
A. EXPORT/TRADE/POLICY ENQUIRIES FROM CANADA :	223	15.66	23.00	1.39
FROM TERRITORIES :	320	8.00	29.75	1.43
B. VISITS TO CLIENTS IN TERRITORY :	201	13.33	10.50	0.82
C. EXPORT/TRADE/POLICY PROJECTS AND EVENTS				
FAIRS :	7	11.66	3.75	0.50
MISSIONS :	10	20.00	10.75	1.03
CONFERENCE SEMINARS :	9	3.00	3.25	0.22
OTHER :	0	0.00	0.00	0.00
D. COMMERCIAL* ECONOMIC REPORTS HQ REQUESTED :	2	0.00	1.75	0.07
POST INITIATED :	3	1.33	0.00	0.04
E. COMMUNICATIONS ACTIVITIES :	4	7.00	0.00	0.21
F. INVESTMENT ENQUIRIES				
FROM CANADA :	14	2.00	4.50	0.24
FROM TERRITORIES :	52	0.00	6.50	0.26
G. TECHNOLOGY INFLOW PROGRAM ENQR'S FRM CANADA :	6	0.33	0.50	0.03
CONNECTIONS ARRANGED :	1	0.33	0.00	0.01
H. PARTICIP'TN IN PROG-REL EVENTS OUTSIDE POST :		1.66	0.00	0.05
I. SERVICE REQUESTS FM GOV'T SOURCES				
NGO :	2	1.66	0.00	0.05
HOST GOVERNMENT :	3	2.33	0.00	0.07
OTHER DEPARTMENT :	4	2.33	0.50	0.09
PROVINCES/MUNICIPALITIES :	9	5.00	0.00	0.15
J. ADMINISTRATION: PROGRAM MANAGEMENT & ADMIN. :		3.33	0.00	0.10
LEAVE, PROFESSIONAL DEVELOP :		1.00	5.25	0.24
K. SERVICE TO OTHER MISSION PROGRAMS :		0.00	0.00	0.00
L. TOURISM PROGRAM ACTIVITIES :		0.00	0.00	0.00
***** TOTALS *****		99.95	100.00	7.00

NUMBER OF BUSINESS VISITORS (PUBLIC SECTOR)	FROM CANADA :	37
	FROM TERRIT :	2
NUMBER OF BUSINESS VISITORS (PRIVATE SECTOR)	FROM CANADA :	99
	FROM TERRIT :	142
NUMBER OF PEMD APPLICATIONS COMMENTED ON :		3
NUMBER OF OCCUPIED OFFICER POSITIONS	- CANADA BASED :	3
	- LOCALLY ENGAGED :	4

25/01/95

Foreign Affairs and International Trade

TSRPT02E

TRADE TRACKING SYSTEM

WORKLOAD AND OFFICER SUMMARY ACTIVITY REPORT  
FOR QUARTER 3 OF FISCAL YEAR 1994

SUB-REGION: SOUTH EAST ASIA

	NUMBER	% OFFICER-TIME CANADA	LOC-ENG	TOTAL-TIME PERSON-QTR
A. EXPORT/TRADE/POLICY ENQUIRIES FROM CANADA	: 4704	21.65	29.74	7.49
FROM TERRITORIES	: 4362	15.15	22.61	5.51
B. VISITS TO CLIENTS IN TERRITORY	: 842	10.43	13.74	3.52
C. EXPORT/TRADE/POLICY PROJECTS AND EVENTS				
FAIRS	: 25	5.50	2.66	1.17
MISSIONS	: 34	7.93	3.80	1.68
CONFERENCE SEMINARS	: 33	3.21	2.47	0.82
OTHER	: 15	4.50	2.53	1.01
D. COMMERCIAL* ECONOMIC REPORTS HQ REQUESTED	: 58	3.42	4.27	1.12
POST INITIATED	: 64	3.21	3.60	0.99
E. COMMUNICATIONS ACTIVITIES	: 54	2.86	1.20	0.58
F. INVESTMENT ENQUIRIES				
FROM CANADA	: 85	1.14	2.47	0.53
FROM TERRITORIES	: 30	0.64	1.07	0.25
G. TECHNOLOGY INFLOW PROGRAM ENQR'S FRM CANADA	: 12	0.21	0.27	0.07
CONNECTIONS ARRANGED	: 4	0.00	0.07	0.01
H. PARTICIP'T'N IN PROG-REL EVENTS OUTSIDE POST	: 0	2.71	0.07	0.39
I. SERVICE REQUESTS FM GOV'T SOURCES				
NGO	: 81	1.14	0.93	0.30
HOST GOVERNMENT	: 124	2.21	1.46	0.53
OTHER DEPARTMENT	: 133	2.86	1.40	0.61
PROVINCES/MUNICIPALITIES	: 148	3.50	2.46	0.86
J. ADMINISTRATION: PROGRAM MANAGEMENT & ADMIN.	: 3.57	1.00	0.65	
LEAVE, PROFESSIONAL DEVELOP	: 2.50	1.33	0.55	
K. SERVICE TO OTHER MISSION PROGRAMS	: 1.36	0.60	0.28	
L. TOURISM PROGRAM ACTIVITIES	: 0.29	0.27	0.08	
***** TOTALS *****		99.99	100.02	29.00

NUMBER OF BUSINESS VISITORS (PUBLIC SECTOR)	FROM CANADA	: 240
	FROM TERRIT	: 116
NUMBER OF BUSINESS VISITORS (PRIVATE SECTOR)	FROM CANADA	: 1080
	FROM TERRIT	: 417
NUMBER OF PEMD APPLICATIONS COMMENTED ON		: 19
NUMBER OF OCCUPIED OFFICER POSITIONS	- CANADA BASED	: 14
	- LOCALLY ENGAGED	: 15

19/05/95

Foreign Affairs and International Trade

TSRPT02E

TRADE TRACKING SYSTEM

WORKLOAD AND OFFICER SUMMARY ACTIVITY REPORT  
FOR QUARTER 3 OF FISCAL YEAR 1994

POST : BANGKOK

	NUMBER	% OFFICER-TIME		TOTAL-TIME PERSON-QTR
		CANADA	LOC-ENG	
A.EXPORT/TRADE/POLICY ENQUIRIES FROM CANADA :	645	25.66	40.33	1.98
FROM TERRITORIES :	305	15.00	22.00	1.11
B.VISITS TO CLIENTS IN TERRITORY :	91	10.66	8.66	0.58
C.EXPORT/TRADE/POLICY PROJECTS AND EVENTS				
FAIRS :	4	3.00	1.66	0.14
MISSIONS :	8	9.33	3.00	0.37
CONFERENCE SEMINARS :	7	2.00	6.66	0.26
OTHER :	1	0.00	0.66	0.02
D.COMMERCIAL* ECONOMIC REPORTS HQ REQUESTED :	3	0.66	4.00	0.14
POST INITIATED :	8	1.00	1.66	0.08
E.COMMUNICATIONS ACTIVITIES :	7	1.00	1.00	0.06
F.INVESTMENT ENQUIRIES				
FROM CANADA :	0	0.00	0.00	0.00
FROM TERRITORIES :	0	0.00	0.00	0.00
G.TECHNOLOGY INFLOW PROGRAM ENQR'S FRM CANADA :	0	0.00	0.00	0.00
CONNECTIONS ARRANGED :	0	0.00	0.00	0.00
H.PARTICPT'N IN PROG-REL EVENTS OUTSIDE POST :		7.66	0.00	0.23
I.SERVICE REQUESTS FM GOV'T SOURCES				
NGO :	18	0.66	1.33	0.06
HOST GOVERNMENT :	25	2.33	2.33	0.14
OTHER DEPARTMENT :	45	4.33	1.66	0.18
PROVINCES/MUNICIPALITIES :	11	3.33	1.66	0.15
J.ADMINISTRATION: PROGRAM MANAGEMENT & ADMIN.:		6.66	3.33	0.30
LEAVE, PROFESSIONAL DEVELOP :		4.66	0.00	0.14
K.SERVICE TO OTHER MISSION PROGRAMS :		2.00	0.00	0.06
L.TOURISM PROGRAM ACTIVITIES :		0.00	0.00	0.00
***** TOTALS *****		99.94	99.94	6.00

NUMBER OF BUSINESS VISITORS (PUBLIC SECTOR)	FROM CANADA :	16
	FROM TERRIT :	10
NUMBER OF BUSINESS VISITORS (PRIVATE SECTOR)	FROM CANADA :	154
	FROM TERRIT :	12
NUMBER OF PEMD APPLICATIONS COMMENTED ON :		1
NUMBER OF OCCUPIED OFFICER POSITIONS	-CANADA BASED :	3
	-LOCALLY ENGAGED :	3



19/05/95

## Foreign Affairs and International Trade

TSRPT02E

## TRADE TRACKING SYSTEM

WORKLOAD AND OFFICER SUMMARY ACTIVITY REPORT  
FOR QUARTER 3 OF FISCAL YEAR 1994

POST : JAKARTA

	NUMBER	% OFFICER-TIME		TOTAL-TIME
		CANADA	LOC-ENG	PERSON-QTR
A.EXPORT/TRADE/POLICY ENQUIRIES FROM CANADA	: 1380	14.00	30.75	1.65
FROM TERRITORIES	: 1364	6.33	19.25	0.96
B.VISITS TO CLIENTS IN TERRITORY	: 261	6.33	26.75	1.26
C.EXPORT/TRADE/POLICY PROJECTS AND EVENTS				
FAIRS	: 7	12.00	1.75	0.43
MISSIONS	: 5	2.66	3.75	0.23
CONFERENCE SEMINARS	: 8	8.66	0.25	0.27
OTHER	: 5	16.66	7.25	0.79
D.COMMERCIAL* ECONOMIC REPORTS HQ REQUESTED	: 20	3.66	0.50	0.13
POST INITIATED	: 38	6.33	0.00	0.19
E.COMMUNICATIONS ACTIVITIES	: 11	3.00	0.00	0.09
F.INVESTMENT ENQUIRIES				
FROM CANADA	: 19	0.66	3.50	0.16
FROM TERRITORIES	: 8	0.33	0.50	0.03
G.TECHNOLOGY INFLOW PROGRAM ENQR'S FRM CANADA	: 0	0.00	0.00	0.00
CONNECTIONS ARRANGED	: 0	0.00	0.00	0.00
H.PARTICPT'N IN PROG-REL EVENTS OUTSIDE POST	: 0	0.66	0.00	0.02
I.SERVICE REQUESTS FM GOV'T SOURCES				
NGO	: 5	1.00	0.25	0.04
HOST GOVERNMENT	: 18	3.33	0.00	0.10
OTHER DEPARTMENT	: 23	3.33	0.50	0.12
PROVINCES/MUNICIPALITIES	: 31	3.00	2.75	0.20
J.ADMINISTRATION: PROGRAM MANAGEMENT & ADMIN.	: 0	3.33	0.00	0.10
LEAVE, PROFESSIONAL DEVELOP	: 0	2.66	1.50	0.14
K.SERVICE TO OTHER MISSION PROGRAMS	: 0	2.00	0.75	0.09
L.TOURISM PROGRAM ACTIVITIES	: 0	0.00	0.00	0.00
***** TOTALS *****		99.93	100.00	7.00

NUMBER OF BUSINESS VISITORS (PUBLIC SECTOR)	FROM CANADA	: 148
	FROM TERRIT	: 81
NUMBER OF BUSINESS VISITORS (PRIVATE SECTOR)	FROM CANADA	: 571
	FROM TERRIT	: 60

NUMBER OF PEMD APPLICATIONS COMMENTED ON	: 7
--	-----

NUMBER OF OCCUPIED OFFICER POSITIONS	- CANADA BASED	: 3
	- LOCALLY ENGAGED	: 4

19/05/95

## Foreign Affairs and International Trade

TSRPT02E

## TRADE TRACKING SYSTEM

WORKLOAD AND OFFICER SUMMARY ACTIVITY REPORT  
FOR QUARTER 3 OF FISCAL YEAR 1994

POST : KUALA LUMPUR

	NUMBER	% OFFICER-TIME		TOTAL-TIME PERSON-QTR
		CANADA	LOC-ENG	
A.EXPORT/TRADE/POLICY ENQUIRIES FROM CANADA :	1054	23.00	35.00	1.39
FROM TERRITORIES :	1241	18.00	44.00	1.42
B.VISITS TO CLIENTS IN TERRITORY :	197	13.33	6.50	0.53
C.EXPORT/TRADE/POLICY PROJECTS AND EVENTS				
FAIRS :	8	4.00	3.00	0.18
MISSIONS :	9	17.66	4.50	0.62
CONFERENCE SEMINARS :	5	1.33	0.00	0.04
OTHER :	4	1.66	0.00	0.05
D.COMMERCIAL* ECONOMIC REPORTS HQ REQUESTED :	10	1.66	0.00	0.05
POST INITIATED :	9	2.33	2.00	0.11
E.COMMUNICATIONS ACTIVITIES :	9	2.66	0.00	0.08
F.INVESTMENT ENQUIRIES				
FROM CANADA :	16	1.33	0.00	0.04
FROM TERRITORIES :	7	0.33	0.00	0.01
G.TECHNOLOGY INFLOW PROGRAM ENQR'S FRM CANADA :	4	0.00	0.50	0.01
CONNECTIONS ARRANGED :	4	0.00	0.50	0.01
H.PARTICPT'N IN PROG-REL EVENTS OUTSIDE POST :		0.33	0.50	0.02
I.SERVICE REQUESTS FM GOV'T SOURCES				
NGO :	17	1.00	0.00	0.03
HOST GOVERNMENT :	30	2.33	1.00	0.09
OTHER DEPARTMENT :	23	3.00	1.00	0.11
PROVINCES/MUNICIPALITIES :	42	6.00	1.50	0.21
J.ADMINISTRATION: PROGRAM MANAGEMENT & ADMIN.:		0.00	0.00	0.00
LEAVE, PROFESSIONAL DEVELOP :		0.00	0.00	0.00
K.SERVICE TO OTHER MISSION PROGRAMS :		0.00	0.00	0.00
L.TOURISM PROGRAM ACTIVITIES :		0.00	0.00	0.00
***** TOTALS *****		99.95	100.00	5.00

NUMBER OF BUSINESS VISITORS (PUBLIC SECTOR) FROM CANADA : 36

FROM TERRIT : 11

NUMBER OF BUSINESS VISITORS (PRIVATE SECTOR) FROM CANADA : 153

FROM TERRIT : 76

NUMBER OF PEMD APPLICATIONS COMMENTED ON : 6

NUMBER OF OCCUPIED OFFICER POSITIONS -CANADA BASED : 3

-LOCALLY ENGAGED : 2

19/05/95

Foreign Affairs and International Trade

TSRPT02E

TRADE TRACKING SYSTEM

WORKLOAD AND OFFICER SUMMARY ACTIVITY REPORT  
FOR QUARTER 3 OF FISCAL YEAR 1994

POST : MANILA

	NUMBER	% OFFICER-TIME CANADA	LOC-ENG	TOTAL-TIME PERSON-QTR
A. EXPORT/TRADE/POLICY ENQUIRIES FROM CANADA :	750	20.00	17.33	0.92
FROM TERRITORIES :	245	12.00	7.66	0.47
B. VISITS TO CLIENTS IN TERRITORY :	70	5.00	5.00	0.25
C. EXPORT/TRADE/POLICY PROJECTS AND EVENTS				
FAIRS :	2	2.50	6.66	0.25
MISSIONS :	10	5.00	7.00	0.31
CONFERENCE SEMINARS :	12	3.00	5.00	0.21
OTHER :	3	2.50	1.33	0.09
D. COMMERCIAL* ECONOMIC REPORTS HQ REQUESTED :	19	12.50	13.33	0.65
POST INITIATED :	5	5.50	11.66	0.46
E. COMMUNICATIONS ACTIVITIES :	27	10.00	5.00	0.35
F. INVESTMENT ENQUIRIES FROM CANADA :	29	2.50	4.33	0.18
FROM TERRITORIES :	2	1.00	1.33	0.06
G. TECHNOLOGY INFLOW PROGRAM ENQR'S FRM CANADA :	8	1.50	1.00	0.06
CONNECTIONS ARRANGED :	0	0.00	0.00	0.00
H. PARTICIP'T'N IN PROG-REL EVENTS OUTSIDE POST :		1.50	0.00	0.03
I. SERVICE REQUESTS FM GOV'T SOURCES				
NGO :	3	1.00	0.66	0.04
HOST GOVERNMENT :	44	2.00	2.66	0.12
OTHER DEPARTMENT :	10	1.50	2.00	0.09
PROVINCES/MUNICIPALITIES :	15	2.00	2.66	0.12
J. ADMINISTRATION: PROGRAM MANAGEMENT & ADMIN. :		5.00	1.66	0.15
LEAVE, PROFESSIONAL DEVELOP :		2.50	1.33	0.09
K. SERVICE TO OTHER MISSION PROGRAMS :		1.00	2.00	0.08
L. TOURISM PROGRAM ACTIVITIES :		0.50	0.33	0.02
***** TOTALS *****		100.00	99.93	5.00

NUMBER OF BUSINESS VISITORS (PUBLIC SECTOR) FROM CANADA :	18
FROM TERRIT :	1
NUMBER OF BUSINESS VISITORS (PRIVATE SECTOR) FROM CANADA :	99
FROM TERRIT :	26
NUMBER OF PEMD APPLICATIONS COMMENTED ON :	1
NUMBER OF OCCUPIED OFFICER POSITIONS - CANADA BASED :	2
- LOCALLY ENGAGED :	3

19/05/95

## Foreign Affairs and International Trade

TSRPT02E

## TRADE TRACKING SYSTEM

WORKLOAD AND OFFICER SUMMARY ACTIVITY REPORT  
FOR QUARTER 3 OF FISCAL YEAR 1994

POST : SINGAPORE

	NUMBER	% OFFICER-TIME		TOTAL-TIME PERSON-QTR
		CANADA	LOC-ENG	
A.EXPORT/TRADE/POLICY ENQUIRIES FROM CANADA :	875	25.00	26.66	1.55
FROM TERRITORIES :	1207	23.33	28.33	1.55
B.VISITS TO CLIENTS IN TERRITORY :	223	15.00	15.00	0.90
C.EXPORT/TRADE/POLICY PROJECTS AND EVENTS				
FAIRS :	4	5.00	0.66	0.17
MISSIONS :	2	4.00	1.00	0.15
CONFERENCE SEMINARS :	1	1.00	0.33	0.04
OTHER :	2	1.00	1.00	0.06
D.COMMERCIAL* ECONOMIC REPORTS HQ REQUESTED :	6	1.66	3.33	0.15
POST INITIATED :	4	1.66	3.33	0.15
E.COMMUNICATIONS ACTIVITIES :	0	0.00	0.00	0.00
F.INVESTMENT ENQUIRIES				
FROM CANADA :	21	1.66	3.33	0.15
FROM TERRITORIES :	13	1.66	3.33	0.15
G.TECHNOLOGY INFLOW PROGRAM ENQR'S FRM CANADA :	0	0.00	0.00	0.00
CONNECTIONS ARRANGED :	0	0.00	0.00	0.00
H.PARTICPT'N IN PROG-REL EVENTS OUTSIDE POST :		3.00	0.00	0.09
I.SERVICE REQUESTS FM GOV'T SOURCES				
NGO :	38	2.00	2.33	0.13
HOST GOVERNMENT :	7	1.00	1.66	0.08
OTHER DEPARTMENT :	32	1.66	2.00	0.11
PROVINCES/MUNICIPALITIES :	49	2.66	3.33	0.18
J.ADMINISTRATION: PROGRAM MANAGEMENT & ADMIN.:		3.33	0.00	0.10
LEAVE, PROFESSIONAL DEVELOP :		2.66	3.33	0.18
K.SERVICE TO OTHER MISSION PROGRAMS :		1.66	0.00	0.05
L.TOURISM PROGRAM ACTIVITIES :		1.00	1.00	0.06
***** TOTALS *****		99.94	99.95	6.00

NUMBER OF BUSINESS VISITORS (PUBLIC SECTOR)	FROM CANADA :	22
	FROM TERRIT :	13
NUMBER OF BUSINESS VISITORS (PRIVATE SECTOR)	FROM CANADA :	103
	FROM TERRIT :	243

NUMBER OF PEMD APPLICATIONS COMMENTED ON	:	4
--	---	---

NUMBER OF OCCUPIED OFFICER POSITIONS	- CANADA BASED :	3
	- LOCALLY ENGAGED :	3

25/01/95

## Foreign Affairs and International Trade

TSRPT02E

## TRADE TRACKING SYSTEM

WORKLOAD AND OFFICER SUMMARY ACTIVITY REPORT  
FOR QUARTER 3 OF FISCAL YEAR 1994

SUB-REGION: SOUTH PACIFIC

	NUMBER	% OFFICER-TIME CANADA	LOC-ENG	TOTAL-TIME PERSON-QTR
A.EXPORT/TRADE/POLICY ENQUIRIES FROM CANADA :	1035	12.50	20.89	2.38
FROM TERRITORIES :	940	8.25	14.78	1.66
B.VISITS TO CLIENTS IN TERRITORY :	181	5.25	6.11	0.36
C.EXPORT/TRADE/POLICY PROJECTS AND EVENTS				
FAIRS :	7	0.50	3.78	0.36
MISSIONS :	15	1.00	4.33	0.43
CONFERENCE SEMINARS :	16	2.75	3.22	0.40
OTHER :	49	6.25	5.56	0.75
D.COMMERCIAL* ECONOMIC REPORTS HQ REQUESTED :	50	5.25	1.22	0.32
POST INITIATED :	143	10.75	2.56	0.66
E.COMMUNICATIONS ACTIVITIES :	38	0.50	3.89	0.37
F.INVESTMENT ENQUIRIES				
FROM CANADA :	7	0.00	1.67	0.15
FROM TERRITORIES :	11	0.50	0.11	0.03
G.TECHNOLOGY INFLOW PROGRAM ENQR'S FRM CANADA :	3	0.50	0.00	0.02
CONNECTIONS ARRANGED :	0	0.00	0.00	0.00
H.PARTICPT'N IN PROG-REL EVENTS OUTSIDE POST :		0.00	0.00	0.00
I.SERVICE REQUESTS FM GOV'T SOURCES				
NGO :	16	0.50	0.78	0.09
HOST GOVERNMENT :	21	0.50	0.56	0.07
OTHER DEPARTMENT :	38	1.25	5.00	0.50
PROVINCES/MUNICIPALITIES :	14	1.00	0.67	0.10
J.ADMINISTRATION: PROGRAM MANAGEMENT & ADMIN.:		32.00	9.11	2.10
LEAVE, PROFESSIONAL DEVELOP :		6.25	4.44	0.65
K.SERVICE TO OTHER MISSION PROGRAMS :		4.25	0.22	0.19
L.TOURISM PROGRAM ACTIVITIES :		0.25	11.11	1.01
***** TOTALS *****		100.00	100.01	13.00

NUMBER OF BUSINESS VISITORS (PUBLIC SECTOR) FROM CANADA : 22  
FROM TERRIT : 46  
NUMBER OF BUSINESS VISITORS (PRIVATE SECTOR) FROM CANADA : 93  
FROM TERRIT : 134

NUMBER OF PEMD APPLICATIONS COMMENTED ON : 5

NUMBER OF OCCUPIED OFFICER POSITIONS - CANADA BASED : 4  
- LOCALLY ENGAGED : 9

19/05/95

Foreign Affairs and International Trade

TSRPT02E

TRADE TRACKING SYSTEM

WORKLOAD AND OFFICER SUMMARY ACTIVITY REPORT  
FOR QUARTER 3 OF FISCAL YEAR 1994

POST : AUCKLAND

	NUMBER	% OFFICER-TIME		TOTAL-TIME
		CANADA	LOC-ENG	PERSON-QTR
A. EXPORT/TRADE/POLICY ENQUIRIES FROM CANADA :	370	10.00	17.50	0.45
FROM TERRITORIES :	360	8.00	19.00	0.46
B. VISITS TO CLIENTS IN TERRITORY :	85	8.00	10.00	0.28
C. EXPORT/TRADE/POLICY FAIRS :	1	2.00	9.00	0.20
PROJECTS AND EVENTS MISSIONS :	1	1.00	16.00	0.33
CONFERENCE SEMINARS :	0	0.00	0.00	0.00
OTHER :	14	15.00	9.00	0.33
D. COMMERCIAL* ECONOMIC REPORTS HQ REQUESTED :	3	4.00	0.50	0.05
POST INITIATED :	35	5.00	7.50	0.20
E. COMMUNICATIONS ACTIVITIES :	0	0.00	0.00	0.00
F. INVESTMENT ENQUIRIES FROM CANADA :	0	0.00	0.00	0.00
FROM TERRITORIES :	2	1.00	0.50	0.02
G. TECHNOLOGY INFLOW PROGRAM ENQR'S FRM CANADA :	0	0.00	0.00	0.00
CONNECTIONS ARRANGED :	0	0.00	0.00	0.00
H. PARTICIP'T'N IN PROG-REL EVENTS OUTSIDE POST :		0.00	0.00	0.00
I. SERVICE REQUESTS FM GOV'T SOURCES NGO :	6	1.00	3.00	0.07
HOST GOVERNMENT :	0	0.00	0.00	0.00
OTHER DEPARTMENT :	5	2.00	1.50	0.05
PROVINCES/MUNICIPALITIES :	4	2.00	1.50	0.05
J. ADMINISTRATION: PROGRAM MANAGEMENT & ADMIN.:		23.00	2.50	0.28
LEAVE, PROFESSIONAL DEVELOP :		10.00	2.50	0.15
K. SERVICE TO OTHER MISSION PROGRAMS :		7.00	0.00	0.07
L. TOURISM PROGRAM ACTIVITIES :		1.00	0.00	0.01
***** TOTALS *****		100.00	100.00	3.00

NUMBER OF BUSINESS VISITORS (PUBLIC SECTOR) FROM CANADA :	5
FROM TERRIT :	0
NUMBER OF BUSINESS VISITORS (PRIVATE SECTOR) FROM CANADA :	40
FROM TERRIT :	45
NUMBER OF PEMD APPLICATIONS COMMENTED ON :	1
NUMBER OF OCCUPIED OFFICER POSITIONS - CANADA BASED :	1
- LOCALLY ENGAGED :	2

19/05/95

Foreign Affairs and International Trade

TSRPT02E

TRADE TRACKING SYSTEM

WORKLOAD AND OFFICER SUMMARY ACTIVITY REPORT  
FOR QUARTER 3 OF FISCAL YEAR 1994

POST : CANBERRA

	NUMBER	% OFFICER-TIME		TOTAL-TIME
		CANADA	LOC-ENG	PERSON-QTR
A.EXPORT/TRADE/POLICY ENQUIRIES FROM CANADA :	382	15.00	31.00	0.92
FROM TERRITORIES :	322	7.50	13.50	0.42
B.VISITS TO CLIENTS IN TERRITORY :	39	1.50	3.50	0.10
C.EXPORT/TRADE/POLICY PROJECTS AND EVENTS				
FAIRS :	2	0.00	1.50	0.03
MISSIONS :	12	1.50	1.00	0.05
CONFERENCE SEMINARS :	13	5.50	3.50	0.18
OTHER :	28	5.00	2.00	0.14
D.COMMERCIAL* ECONOMIC REPORTS HQ REQUESTED :	47	8.50	5.00	0.27
POST INITIATED :	101	19.00	1.00	0.40
E.COMMUNICATIONS ACTIVITIES :	33	1.00	4.00	0.10
F.INVESTMENT ENQUIRIES				
FROM CANADA :	1	0.00	0.00	0.00
FROM TERRITORIES :	3	0.50	0.00	0.01
G.TECHNOLOGY INFLOW PROGRAM ENQR'S FRM CANADA :	3	1.00	0.00	0.02
CONNECTIONS ARRANGED :	0	0.00	0.00	0.00
H.PARTICPT'N IN PROG-REL EVENTS OUTSIDE POST :		0.00	0.00	0.00
I.SERVICE REQUESTS FM GOV'T SOURCES				
NGO :	8	0.50	0.00	0.01
HOST GOVERNMENT :	18	1.00	1.50	0.05
OTHER DEPARTMENT :	22	1.50	1.50	0.06
PROVINCES/MUNICIPALITIES :	6	1.00	0.00	0.02
J.ADMINISTRATION: PROGRAM MANAGEMENT & ADMIN.:		22.50	13.50	0.72
LEAVE, PROFESSIONAL DEVELOP :		7.50	16.50	0.48
K.SERVICE TO OTHER MISSION PROGRAMS :		0.00	1.00	0.02
L.TOURISM PROGRAM ACTIVITIES :		0.00	0.00	0.00
***** TOTALS *****		100.00	100.00	4.00

NUMBER OF BUSINESS VISITORS (PUBLIC SECTOR)	FROM CANADA :	6
	FROM TERRIT :	43
NUMBER OF BUSINESS VISITORS (PRIVATE SECTOR)	FROM CANADA :	12
	FROM TERRIT :	41
NUMBER OF PEMD APPLICATIONS COMMENTED ON :		1
NUMBER OF OCCUPIED OFFICER POSITIONS	- CANADA BASED :	2
	- LOCALLY ENGAGED :	2

19/05/95

## Foreign Affairs and International Trade

TSRPT02E

## TRADE TRACKING SYSTEM

WORKLOAD AND OFFICER SUMMARY ACTIVITY REPORT  
FOR QUARTER 3 OF FISCAL YEAR 1994

POST : SYDNEY

	NUMBER	% OFFICER-TIME CANADA	LOC-ENG	TOTAL-TIME PERSON-QTR
A.EXPORT/TRADE/POLICY ENQUIRIES FROM CANADA	: 283	10.00	18.20	1.01
FROM TERRITORIES	: 258	10.00	13.60	0.78
B.VISITS TO CLIENTS IN TERRITORY	: 57	10.00	5.60	0.38
C.EXPORT/TRADE/POLICY PROJECTS AND EVENTS				
FAIRS	: 4	0.00	2.60	0.13
MISSIONS	: 2	0.00	1.00	0.05
CONFERENCE SEMINARS	: 3	0.00	4.40	0.22
OTHER	: 7	0.00	5.60	0.28
D.COMMERCIAL* ECONOMIC REPORTS HQ REQUESTED	: 0	0.00	0.00	0.00
POST INITIATED	: 7	0.00	1.20	0.06
E.COMMUNICATIONS ACTIVITIES	: 5	0.00	5.40	0.27
F.INVESTMENT ENQUIRIES				
FROM CANADA	: 6	0.00	3.00	0.15
FROM TERRITORIES	: 6	0.00	0.00	0.00
G.TECHNOLOGY INFLOW PROGRAM ENQR'S FRM CANADA	: 0	0.00	0.00	0.00
CONNECTIONS ARRANGED	: 0	0.00	0.00	0.00
H.PARTICPT'N IN PROG-REL EVENTS OUTSIDE POST	: 0	0.00	0.00	0.00
I.SERVICE REQUESTS FM GOV'T SOURCES				
NGO	: 2	0.00	0.20	0.01
HOST GOVERNMENT	: 3	0.00	0.40	0.02
OTHER DEPARTMENT	: 11	0.00	7.80	0.39
PROVINCES/MUNICIPALITIES	: 4	0.00	0.60	0.03
J.ADMINISTRATION: PROGRAM MANAGEMENT & ADMIN.	: 60.00	10.00	1.10	
LEAVE, PROFESSIONAL DEVELOP	: 0.00	0.40	0.02	
K.SERVICE TO OTHER MISSION PROGRAMS	: 10.00	0.00	0.10	
L.TOURISM PROGRAM ACTIVITIES	: 0.00	20.00	1.00	
***** TOTALS *****		100.00	100.00	6.00

NUMBER OF BUSINESS VISITORS (PUBLIC SECTOR)	FROM CANADA	: 11
	FROM TERRIT	: 3
NUMBER OF BUSINESS VISITORS (PRIVATE SECTOR)	FROM CANADA	: 41
	FROM TERRIT	: 48
NUMBER OF PEMD APPLICATIONS COMMENTED ON		: 3
NUMBER OF OCCUPIED OFFICER POSITIONS	- CANADA BASED	: 1
	- LOCALLY ENGAGED	: 5







19/04/98

Foreign Affairs and International Trade

19/04/98

TRAVEL TRACKING SYSTEM

WORLDWIDE AND OFFICIAL BUSINESS TRAVEL REPORT  
FOR QUARTER 1 OF FISCAL YEAR 1998

REGION	SUBOFF	EUROPE	OFFICERS	TIME	TOTAL TIME
			NUMBER	CANADA LOC HRS	TRIP HRS
A. REPORT/TRADE/POLICY ENQUIRIES			12.94	19.74	32.68
B. VISITS TO CLIENTS	<u>RBT</u>	<u>RWT</u>	1.74	19.43	21.17
C. EXPORT/TRADE/POLICY PROJECTS AND EVENTS	BUCHAREST	ANKARA	1.25	2.34	3.59
	BUDAPEST	ATHENS	1.33	2.35	3.68
	KIEV	BARCELONA	1.11	2.34	3.45
* MOSCOW		BERLIN	1.03	2.24	3.27
D. COMMERCIAL/ ECONOMIC	PRAGUE	BERNE	1.11	2.29	3.40
	WARSAW	BONN	1.12	2.62	3.74
E. COMMUNICATIONS ACTIVITIES		BRUSSELS	1.50	1.71	3.21
F. INVESTMENT ENQUIRIES		COPENHAGEN	1.24	1.77	3.01
G. TECHNOLOGY INFO/ PROGRAM		DUSSELDORF	1.24	2.91	4.15
		DUBLIN	1.24	2.00	3.24
H. PARTICIPATION IN CONF-RELS		HELSINKI	1.24	2.40	3.64
		LISBON	1.24	2.40	3.64
		LONDON	1.24	2.40	3.64
		MADRID	1.24	2.40	3.64
I. SERVICE REQUESTS FROM GOVERNMENTS		MILAN	1.24	2.07	3.31
		MUNICH	1.24	2.04	3.28
		OSLO	1.24	2.54	3.78
		PARIS	1.24	2.55	3.79
J. ADMINISTRATION/ PROGRAM MANAGEMENT		ROME	1.24	2.55	3.79
		STOCKHOLM	1.24	2.45	3.69
		THE HAGUE	1.24	2.45	3.69
K. SERVICE TO OTHER MISSION PROGRAMS		* VIENNA	1.24	2.45	3.69
L. TRAINING PROGRAM ACTIVITIES			1.04	7.24	8.28
TOTAL			100.00	39.91	139.91

NUMBER OF BUSINESS VISITORS (PUBLIC SECTOR) FROM CANADA : 517  
 FROM TERRIT : 528  
 NUMBER OF BUSINESS VISITORS (PRIVATE SECTOR) FROM CANADA : 1471  
 FROM TERRIT : 2103

\* Quarterly reports for these posts were not available.

NUMBER OF CANADIAN OFFICER POSITIONS CANADA BASED : 50  
 LOCALLY EMPLOYED : 73



19/05/95

## Foreign Affairs and International Trade

TSRPT02E

## TRADE TRACKING SYSTEM

WORKLOAD AND OFFICER SUMMARY ACTIVITY REPORT  
FOR QUARTER 3 OF FISCAL YEAR 1994

REGION : EUROPE

	NUMBER	% OFFICER-TIME CANADA	LOC-ENG	TOTAL-TIME PERSON-QTR
A. EXPORT/TRADE/POLICY ENQUIRIES FROM CANADA	: 7246	12.82	20.78	22.83
FROM TERRITORIES	: 9910	7.74	17.43	17.64
B. VISITS TO CLIENTS IN TERRITORY	: 1875	11.18	8.13	12.02
C. EXPORT/TRADE/POLICY PROJECTS AND EVENTS				
FAIRS	: 115	3.64	5.59	6.24
MISSIONS	: 135	5.08	5.45	6.85
CONFERENCE SEMINARS	: 141	3.90	2.53	3.95
OTHER	: 103	2.46	1.24	2.21
D. COMMERCIAL* ECONOMIC REPORTS HQ REQUESTED	: 211	5.44	2.65	4.82
POST INITIATED	: 312	5.56	3.62	5.64
E. COMMUNICATIONS ACTIVITIES	: 2352	3.06	1.72	2.89
F. INVESTMENT ENQUIRIES				
FROM CANADA	: 144	2.00	1.78	2.41
FROM TERRITORIES	: 324	1.88	2.91	3.24
G. TECHNOLOGY INFLOW PROGRAM ENQR'S FRM CANADA	: 333	0.58	2.00	1.87
CONNECTIONS ARRANGED	: 177	0.32	1.40	1.27
H. PARTICIP'T'N IN PROG-REL EVENTS OUTSIDE POST	: 2.18	2.18	1.49	2.27
I. SERVICE REQUESTS FM GOV'T SOURCES				
NGO	: 348	1.00	1.07	1.35
HOST GOVERNMENT	: 169	1.44	1.06	1.56
OTHER DEPARTMENT	: 376	4.78	2.54	4.40
PROVINCES/MUNICIPALITIES	: 359	2.66	1.65	2.64
J. ADMINISTRATION: PROGRAM MANAGEMENT & ADMIN.	: 10.82	10.82	1.65	6.72
LEAVE, PROFESSIONAL DEVELOP	: 6.30	6.30	5.45	7.46
K. SERVICE TO OTHER MISSION PROGRAMS	: 4.10	4.10	0.53	2.47
L. TOURISM PROGRAM ACTIVITIES	: 1.06	1.06	7.24	6.25
***** TOTALS *****		100.00	99.91	129.00

NUMBER OF BUSINESS VISITORS (PUBLIC SECTOR)	FROM CANADA	: 607
	FROM TERRIT	: 528
NUMBER OF BUSINESS VISITORS (PRIVATE SECTOR)	FROM CANADA	: 1479
	FROM TERRIT	: 2169
NUMBER OF PEMD APPLICATIONS COMMENTED ON		: 65
NUMBER OF OCCUPIED OFFICER POSITIONS	- CANADA BASED	: 50
	- LOCALLY ENGAGED	: 79

19/05/95

Foreign Affairs and International Trade

TSRPT02E

TRADE TRACKING SYSTEM

WORKLOAD AND OFFICER SUMMARY ACTIVITY REPORT  
FOR QUARTER 3 OF FISCAL YEAR 1994

SUB-REGION: EAST EUROPE

	NUMBER	% OFFICER-TIME		TOTAL-TIME PERSON-QTR
		CANADA	LOC-ENG	
A. EXPORT/TRADE/POLICY ENQUIRIES FROM CANADA	: 1899	14.14	22.08	3.64
FROM TERRITORIES	: 2085	8.57	18.25	2.79
B. VISITS TO CLIENTS IN TERRITORY	: 424	11.42	9.58	1.95
C. EXPORT/TRADE/POLICY PROJECTS AND EVENTS FAIRS	: 19	7.85	6.16	1.29
MISSIONS	: 17	8.00	7.58	1.47
CONFERENCE SEMINARS	: 15	2.28	1.41	0.33
OTHER	: 7	2.00	0.75	0.23
D. COMMERCIAL* ECONOMIC REPORTS HQ REQUESTED	: 22	2.42	3.25	0.56
POST INITIATED	: 18	3.14	3.00	0.58
E. COMMUNICATIONS ACTIVITIES	: 2138	2.42	2.16	0.43
F. INVESTMENT ENQUIRIES FROM CANADA	: 37	2.00	2.25	0.41
FROM TERRITORIES	: 34	1.28	1.75	0.30
G. TECHNOLOGY INFLOW PROGRAM ENQR'S FRM CANADA	: 77	1.28	1.08	0.22
CONNECTIONS ARRANGED	: 36	1.00	0.58	0.14
H. PARTICIP'TN IN PROG-REL EVENTS OUTSIDE POST	: :	1.42	2.75	0.43
I. SERVICE REQUESTS FM GOV'T SOURCES NGO	: 104	2.42	1.33	0.33
HOST GOVERNMENT	: 44	2.42	2.58	0.48
OTHER DEPARTMENT	: 54	9.00	2.41	0.92
PROVINCES/MUNICIPALITIES	: 42	1.85	2.25	0.40
J. ADMINISTRATION: PROGRAM MANAGEMENT & ADMIN.	: 10.00	2.16	0.96	
LEAVE, PROFESSIONAL DEVELOP	: 3.00	5.08	0.82	
K. SERVICE TO OTHER MISSION PROGRAMS	: :	2.00	1.50	0.32
L. TOURISM PROGRAM ACTIVITIES	: :	0.00	0.00	0.00
***** TOTALS *****		99.91	99.94	19.00

NUMBER OF BUSINESS VISITORS (PUBLIC SECTOR) FROM CANADA	: 153
FROM TERRIT	: 290
NUMBER OF BUSINESS VISITORS (PRIVATE SECTOR) FROM CANADA	: 314
FROM TERRIT	: 275
NUMBER OF PEMD APPLICATIONS COMMENTED ON	: 13
NUMBER OF OCCUPIED OFFICER POSITIONS - CANADA BASED	: 7
- LOCALLY ENGAGED	: 12

19/05/95

Foreign Affairs and International Trade

TSRPT02E

TRADE TRACKING SYSTEM

WORKLOAD AND OFFICER SUMMARY ACTIVITY REPORT  
FOR QUARTER 3 OF FISCAL YEAR 1994

POST : BUCHAREST

	NUMBER	% OFFICER-TIME CANADA	LOC-ENG	TOTAL-TIME PERSON-QTR
A.EXPORT/TRADE/POLICY ENQUIRIES FROM CANADA	: 324	14.00	20.00	0.54
FROM TERRITORIES	: 209	5.00	10.00	0.25
B.VISITS TO CLIENTS IN TERRITORY	: 56	8.00	12.00	0.32
C.EXPORT/TRADE/POLICY PROJECTS AND EVENTS				
FAIRS	: 1	16.00	8.00	0.32
MISSIONS	: 3	10.00	8.00	0.26
CONFERENCE SEMINARS	: 0	0.00	0.00	0.00
OTHER	: 0	0.00	0.00	0.00
D.COMMERCIAL* ECONOMIC REPORTS HQ REQUESTED	: 0	2.00	2.50	0.07
POST INITIATED	: 2	2.00	5.00	0.12
E.COMMUNICATIONS ACTIVITIES	: 0	0.00	0.00	0.00
F.INVESTMENT ENQUIRIES				
FROM CANADA	: 4	3.00	3.50	0.10
FROM TERRITORIES	: 2	2.00	0.00	0.02
G.TECHNOLOGY INFLOW PROGRAM ENQR'S FRM CANADA	: 0	0.00	0.00	0.00
CONNECTIONS ARRANGED	: 0	0.00	0.00	0.00
H.PARTICPT'N IN PROG-REL EVENTS OUTSIDE POST	: 0	0.00	5.00	0.10
I.SERVICE REQUESTS FM GOV'T SOURCES				
NGO	: 2	4.00	0.00	0.04
HOST GOVERNMENT	: 12	5.00	7.00	0.19
OTHER DEPARTMENT	: 2	5.00	2.50	0.10
PROVINCES/MUNICIPALITIES	: 2	3.00	3.00	0.09
J.ADMINISTRATION: PROGRAM MANAGEMENT & ADMIN.	: 10.00	2.50	0.15	
LEAVE, PROFESSIONAL DEVELOP	: 6.00	11.00	0.28	
K.SERVICE TO OTHER MISSION PROGRAMS	: 5.00	0.00	0.05	
L.TOURISM PROGRAM ACTIVITIES	: 0.00	0.00	0.00	
***** TOTALS *****		100.00	100.00	3.00

NUMBER OF BUSINESS VISITORS (PUBLIC SECTOR) FROM CANADA : 3  
FROM TERRIT : 24

NUMBER OF BUSINESS VISITORS (PRIVATE SECTOR) FROM CANADA : 52  
FROM TERRIT : 46

NUMBER OF PEMD APPLICATIONS COMMENTED ON : 2

NUMBER OF OCCUPIED OFFICER POSITIONS -CANADA BASED : 1  
-LOCALLY ENGAGED : 2

19/05/95

Foreign Affairs and International Trade

TSRPT02E

TRADE TRACKING SYSTEM

WORKLOAD AND OFFICER SUMMARY ACTIVITY REPORT  
FOR QUARTER 3 OF FISCAL YEAR 1994

POST : BUDAPEST

	NUMBER	% OFFICER-TIME		TOTAL-TIME PERSON-QTR
		CANADA	LOC-ENG	
A.EXPORT/TRADE/POLICY ENQUIRIES FROM CANADA :	323	11.00	25.66	0.99
FROM TERRITORIES :	384	9.50	20.00	0.79
B.VISITS TO CLIENTS IN TERRITORY :	105	10.00	12.33	0.57
C.EXPORT/TRADE/POLICY PROJECTS AND EVENTS				
FAIRS :	5	1.00	2.00	0.08
MISSIONS :	3	2.50	3.33	0.15
CONFERENCE SEMINARS :	7	3.00	2.33	0.13
OTHER :	4	6.00	0.66	0.14
D.COMMERCIAL* ECONOMIC REPORTS HQ REQUESTED :	4	0.00	4.00	0.12
POST INITIATED :	5	1.50	2.00	0.09
E.COMMUNICATIONS ACTIVITIES :	31	0.00	2.00	0.06
F.INVESTMENT ENQUIRIES				
FROM CANADA :	7	1.50	1.00	0.06
FROM TERRITORIES :	8	1.00	1.33	0.06
G.TECHNOLOGY INFLOW PROGRAM ENQR'S FRM CANADA :	4	1.50	0.00	0.03
CONNECTIONS ARRANGED :	0	0.00	0.00	0.00
H.PARTICPT'N IN PROG-REL EVENTS OUTSIDE POST :		0.00	1.66	0.05
I.SERVICE REQUESTS FM GOV'T SOURCES				
NGO :	17	2.00	1.00	0.07
HOST GOVERNMENT :	7	1.00	0.66	0.04
OTHER DEPARTMENT :	15	21.00	1.33	0.46
PROVINCES/MUNICIPALITIES :	25	2.50	3.66	0.16
J.ADMINISTRATION: PROGRAM MANAGEMENT & ADMIN.:		19.00	5.00	0.53
LEAVE, PROFESSIONAL DEVELOP :		6.00	5.66	0.29
K.SERVICE TO OTHER MISSION PROGRAMS :		0.00	4.33	0.13
L.TOURISM PROGRAM ACTIVITIES :		0.00	0.00	0.00
***** TOTALS *****		100.00	99.94	5.00

NUMBER OF BUSINESS VISITORS (PUBLIC SECTOR) FROM CANADA : 82

FROM TERRIT : 96

NUMBER OF BUSINESS VISITORS (PRIVATE SECTOR) FROM CANADA : 3

FROM TERRIT : 5

NUMBER OF PEMD APPLICATIONS COMMENTED ON : 1

NUMBER OF OCCUPIED OFFICER POSITIONS -CANADA BASED : 2

-LOCALLY ENGAGED : 3



19/05/95

Foreign Affairs and International Trade

TSRPT02E

TRADE TRACKING SYSTEM

WORKLOAD AND OFFICER SUMMARY ACTIVITY REPORT  
FOR QUARTER 3 OF FISCAL YEAR 1994

POST : KIEV

	NUMBER	% OFFICER-TIME CANADA	LOC-ENG	TOTAL-TIME PERSON-QTR
A.EXPORT/TRADE/POLICY ENQUIRIES FROM CANADA	: 232	10.00	6.00	0.22
FROM TERRITORIES	: 195	6.00	7.50	0.21
B.VISITS TO CLIENTS IN TERRITORY	: 47	7.00	9.00	0.25
C.EXPORT/TRADE/POLICY PROJECTS AND EVENTS				
FAIRS	: 4	5.00	5.00	0.15
MISSIONS	: 2	6.00	6.50	0.19
CONFERENCE SEMINARS	: 3	3.00	5.00	0.13
OTHER	: 3	2.00	3.50	0.09
D.COMMERCIAL* ECONOMIC REPORTS HQ REQUESTED	: 12	5.00	6.00	0.17
POST INITIATED	: 5	8.00	5.00	0.18
E.COMMUNICATIONS ACTIVITIES	: 2100	11.00	10.00	0.31
F.INVESTMENT ENQUIRIES				
FROM CANADA	: 17	5.00	6.00	0.17
FROM TERRITORIES	: 15	3.00	5.00	0.13
G.TECHNOLOGY INFLOW PROGRAM ENQR'S FRM CANADA	: 65	4.00	3.50	0.11
CONNECTIONS ARRANGED	: 33	5.00	3.50	0.12
H.PARTICPT'N IN PROG-REL EVENTS OUTSIDE POST	: 5	5.00	5.00	0.15
I.SERVICE REQUESTS FM GOV'T SOURCES				
NGO	: 70	3.00	5.00	0.13
HOST GOVERNMENT	: 15	5.00	2.50	0.10
OTHER DEPARTMENT	: 6	2.00	2.50	0.07
PROVINCES/MUNICIPALITIES	: 3	2.00	1.00	0.04
J.ADMINISTRATION: PROGRAM MANAGEMENT & ADMIN.	: 0.00	0.00	0.00	0.00
LEAVE, PROFESSIONAL DEVELOP	: 0.00	0.00	0.00	0.00
K.SERVICE TO OTHER MISSION PROGRAMS	: 3	3.00	2.50	0.08
L.TOURISM PROGRAM ACTIVITIES	: 0	0.00	0.00	0.00
***** TOTALS *****		100.00	100.00	3.00

NUMBER OF BUSINESS VISITORS (PUBLIC SECTOR)	FROM CANADA	: 30
	FROM TERRIT	: 138
NUMBER OF BUSINESS VISITORS (PRIVATE SECTOR)	FROM CANADA	: 10
	FROM TERRIT	: 8
NUMBER OF PEMD APPLICATIONS COMMENTED ON		: 2
NUMBER OF OCCUPIED OFFICER POSITIONS	- CANADA BASED	: 1
	- LOCALLY ENGAGED	: 2

19/05/95

## Foreign Affairs and International Trade

TSRPT02E

## TRADE TRACKING SYSTEM

WORKLOAD AND OFFICER SUMMARY ACTIVITY REPORT  
FOR QUARTER 3 OF FISCAL YEAR 1994

POST : PRAGUE

	NUMBER	% OFFICER-TIME		TOTAL-TIME PERSON-QTR
		CANADA	LOC-ENG	
A.EXPORT/TRADE/POLICY ENQUIRIES FROM CANADA :	567	16.50	17.50	0.68
FROM TERRITORIES :	947	12.50	26.50	0.78
B.VISITS TO CLIENTS IN TERRITORY :	140	13.00	2.50	0.31
C.EXPORT/TRADE/POLICY PROJECTS AND EVENTS				
FAIRS :	7	12.50	13.50	0.52
MISSIONS :	3	7.50	6.00	0.27
CONFERENCE SEMINARS :	2	1.00	0.00	0.02
OTHER :	0	0.00	0.00	0.00
D.COMMERCIAL* ECONOMIC REPORTS HQ REQUESTED :	0	2.50	5.00	0.15
POST INITIATED :	0	2.50	5.00	0.15
E.COMMUNICATIONS ACTIVITIES :	1	1.50	0.00	0.03
F.INVESTMENT ENQUIRIES				
FROM CANADA :	5	1.50	0.00	0.03
FROM TERRITORIES :	3	1.00	0.00	0.02
G.TECHNOLOGY INFLOW PROGRAM ENQR'S FRM CANADA :	4	1.00	0.00	0.02
CONNECTIONS ARRANGED :	3	1.00	0.00	0.02
H.PARTICPT'N IN PROG-REL EVENTS OUTSIDE POST :		0.00	4.00	0.08
I.SERVICE REQUESTS FM GOV'T SOURCES				
NGO :	15	3.00	1.50	0.09
HOST GOVERNMENT :	10	2.50	5.00	0.15
OTHER DEPARTMENT :	25	5.50	7.50	0.26
PROVINCES/MUNICIPALITIES :	12	1.50	4.00	0.11
J.ADMINISTRATION: PROGRAM MANAGEMENT & ADMIN.:		10.00	1.00	0.22
LEAVE, PROFESSIONAL DEVELOP :		1.00	1.00	0.04
K.SERVICE TO OTHER MISSION PROGRAMS :		2.50	0.00	0.05
L.TOURISM PROGRAM ACTIVITIES :		0.00	0.00	0.00
***** TOTALS *****		100.00	100.00	4.00

NUMBER OF BUSINESS VISITORS (PUBLIC SECTOR)	FROM CANADA :	16
	FROM TERRIT :	32
NUMBER OF BUSINESS VISITORS (PRIVATE SECTOR)	FROM CANADA :	80
	FROM TERRIT :	68

NUMBER OF PEMD APPLICATIONS COMMENTED ON	:	4
--	---	---

NUMBER OF OCCUPIED OFFICER POSITIONS	- CANADA BASED :	2
	- LOCALLY ENGAGED :	2

19/05/95

Foreign Affairs and International Trade

TSRPT02E

TRADE TRACKING SYSTEM

WORKLOAD AND OFFICER SUMMARY ACTIVITY REPORT  
FOR QUARTER 3 OF FISCAL YEAR 1994

POST : WARSAW

	NUMBER	% OFFICER-TIME CANADA	LOC-ENG	TOTAL-TIME PERSON-QTR
A.EXPORT/TRADE/POLICY ENQUIRIES FROM CANADA	: 453	20.00	33.66	1.21
FROM TERRITORIES	: 350	5.00	23.66	0.76
B.VISITS TO CLIENTS IN TERRITORY	: 76	19.00	10.33	0.50
C.EXPORT/TRADE/POLICY PROJECTS AND EVENTS				
FAIRS	: 2	7.00	5.00	0.22
MISSIONS	: 6	20.00	13.33	0.60
CONFERENCE SEMINARS	: 3	5.00	0.00	0.05
OTHER	: 0	0.00	0.00	0.00
D.COMMERCIAL* ECONOMIC REPORTS HQ REQUESTED	: 6	5.00	0.00	0.05
POST INITIATED	: 6	4.00	0.00	0.04
E.COMMUNICATIONS ACTIVITIES	: 6	3.00	0.00	0.03
F.INVESTMENT ENQUIRIES				
FROM CANADA	: 4	0.00	1.66	0.05
FROM TERRITORIES	: 6	0.00	2.33	0.07
G.TECHNOLOGY INFLOW PROGRAM ENQR'S FRM CANADA	: 4	0.00	2.00	0.06
CONNECTIONS ARRANGED	: 0	0.00	0.00	0.00
H.PARTICPT'N IN PROG-REL EVENTS OUTSIDE POST	: 6	5.00	0.00	0.05
I.SERVICE REQUESTS FM GOV'T SOURCES				
NGO	: 0	0.00	0.00	0.00
HOST GOVERNMENT	: 0	0.00	0.00	0.00
OTHER DEPARTMENT	: 6	3.00	0.00	0.03
PROVINCES/MUNICIPALITIES	: 0	0.00	0.00	0.00
J.ADMINISTRATION: PROGRAM MANAGEMENT & ADMIN.	: 2	2.00	1.33	0.06
LEAVE, PROFESSIONAL DEVELOP	: 1	1.00	6.66	0.21
K.SERVICE TO OTHER MISSION PROGRAMS	: 1	1.00	0.00	0.01
L.TOURISM PROGRAM ACTIVITIES	: 0	0.00	0.00	0.00
***** TOTALS *****		100.00	99.96	4.00

NUMBER OF BUSINESS VISITORS (PUBLIC SECTOR) FROM CANADA : 22

FROM TERRIT : 0

NUMBER OF BUSINESS VISITORS (PRIVATE SECTOR) FROM CANADA : 169

FROM TERRIT : 148

NUMBER OF PEMD APPLICATIONS COMMENTED ON : 4

NUMBER OF OCCUPIED OFFICER POSITIONS - CANADA BASED : 1

- LOCALLY ENGAGED : 3

19/05/95

## Foreign Affairs and International Trade

TSRPT02E

## TRADE TRACKING SYSTEM

WORKLOAD AND OFFICER SUMMARY ACTIVITY REPORT  
FOR QUARTER 3 OF FISCAL YEAR 1994

SUB-REGION: WEST EUROPE

	NUMBER	% OFFICER-TIME		TOTAL-TIME PERSON-QTR
		CANADA	LOC-ENG	
A.EXPORT/TRADE/POLICY ENQUIRIES FROM CANADA :	5347	12.60	20.55	19.19
FROM TERRITORIES :	7825	7.60	17.28	14.85
B.VISITS TO CLIENTS IN TERRITORY :	1451	11.13	7.88	10.07
C.EXPORT/TRADE/POLICY PROJECTS AND EVENTS				
FAIRS :	96	2.95	5.49	4.95
MISSIONS :	118	4.60	5.07	5.38
CONFERENCE SEMINARS :	126	4.16	2.73	3.62
OTHER :	96	2.53	1.32	1.98
D.COMMERCIAL* ECONOMIC REPORTS HQ REQUESTED :	189	5.93	2.55	4.26
POST INITIATED :	294	5.95	3.73	5.06
E.COMMUNICATIONS ACTIVITIES :	214	3.16	1.64	2.46
F.INVESTMENT ENQUIRIES				
FROM CANADA :	107	2.00	1.70	2.00
FROM TERRITORIES :	290	1.97	3.11	2.94
G.TECHNOLOGY INFLOW PROGRAM ENQR'S FRM CANADA :	256	0.46	2.16	1.65
CONNECTIONS ARRANGED :	141	0.20	1.55	1.13
H.PARTICPT'N IN PROG-REL EVENTS OUTSIDE POST :		2.30	1.26	1.84
I.SERVICE REQUESTS FM GOV'T SOURCES				
NGO :	244	0.76	1.02	1.02
HOST GOVERNMENT :	125	1.27	0.79	1.08
OTHER DEPARTMENT :	322	4.09	2.56	3.48
PROVINCES/MUNICIPALITIES :	317	2.79	1.55	2.24
J.ADMINISTRATION: PROGRAM MANAGEMENT & ADMIN.:		10.95	1.56	5.76
LEAVE, PROFESSIONAL DEVELOP :		6.83	5.52	6.64
K.SERVICE TO OTHER MISSION PROGRAMS :		4.44	0.35	2.15
L.TOURISM PROGRAM ACTIVITIES :		1.23	8.53	6.25
***** TOTALS *****		99.90	99.90	110.00

NUMBER OF BUSINESS VISITORS (PUBLIC SECTOR) FROM CANADA :	454
FROM TERRIT :	238
NUMBER OF BUSINESS VISITORS (PRIVATE SECTOR) FROM CANADA :	1165
FROM TERRIT :	1894

NUMBER OF PEMD APPLICATIONS COMMENTED ON :	52
--	----

NUMBER OF OCCUPIED OFFICER POSITIONS - CANADA BASED :	43
- LOCALLY ENGAGED :	67

19/05/95

Foreign Affairs and International Trade

TSRPT02E

## TRADE TRACKING SYSTEM

WORKLOAD AND OFFICER SUMMARY ACTIVITY REPORT  
FOR QUARTER 3 OF FISCAL YEAR 1994

POST : ANKARA

	NUMBER	% OFFICER-TIME CANADA	LOC-ENG	TOTAL-TIME PERSON-QTR
A.EXPORT/TRADE/POLICY ENQUIRIES FROM CANADA :	176	29.00	50.00	1.58
FROM TERRITORIES :	107	10.00	39.50	0.99
B.VISITS TO CLIENTS IN TERRITORY :	67	15.00	3.00	0.36
C.EXPORT/TRADE/POLICY PROJECTS AND EVENTS				
FAIRS :	0	0.00	0.00	0.00
MISSIONS :	4	7.50	2.50	0.20
CONFERENCE SEMINARS :	1	2.50	0.00	0.05
OTHER :	3	10.00	0.00	0.20
D.COMMERCIAL* ECONOMIC REPORTS HQ REQUESTED :	6	2.50	2.50	0.10
POST INITIATED :	12	17.50	0.00	0.35
E.COMMUNICATIONS ACTIVITIES :	0	0.00	0.00	0.00
F.INVESTMENT ENQUIRIES				
FROM CANADA :	0	0.00	0.00	0.00
FROM TERRITORIES :	4	0.50	1.00	0.03
G.TECHNOLOGY INFLOW PROGRAM ENQR'S FRM CANADA :	0	0.00	0.00	0.00
CONNECTIONS ARRANGED :	0	0.00	0.00	0.00
H.PARTICIP'TN IN PROG-REL EVENTS OUTSIDE POST :		0.00	0.00	0.00
I.SERVICE REQUESTS FM GOV'T SOURCES				
NGO :	0	0.00	0.00	0.00
HOST GOVERNMENT :	0	0.00	0.00	0.00
OTHER DEPARTMENT :	3	0.00	0.00	0.00
PROVINCES/MUNICIPALITIES :	2	0.50	0.00	0.01
J.ADMINISTRATION: PROGRAM MANAGEMENT & ADMIN.:		5.00	0.00	0.10
LEAVE, PROFESSIONAL DEVELOP :		0.00	1.50	0.03
K.SERVICE TO OTHER MISSION PROGRAMS :		0.00	0.00	0.00
L.TOURISM PROGRAM ACTIVITIES :		0.00	0.00	0.00
***** TOTALS *****		100.00	100.00	4.00

NUMBER OF BUSINESS VISITORS (PUBLIC SECTOR) FROM CANADA : 9  
FROM TERRIT : 5  
NUMBER OF BUSINESS VISITORS (PRIVATE SECTOR) FROM CANADA : 37  
FROM TERRIT : 28

NUMBER OF PEMD APPLICATIONS COMMENTED ON : 6

NUMBER OF OCCUPIED OFFICER POSITIONS - CANADA BASED : 2  
- LOCALLY ENGAGED : 2

19/05/95

Foreign Affairs and International Trade

TSRPT02E

TRADE TRACKING SYSTEM

WORKLOAD AND OFFICER SUMMARY ACTIVITY REPORT  
FOR QUARTER 3 OF FISCAL YEAR 1994

POST : ATHENS

	NUMBER	% OFFICER-TIME		TOTAL-TIME PERSON-QTR
		CANADA	LOC-ENG	
A.EXPORT/TRADE/POLICY ENQUIRIES FROM CANADA :	137	14.00	15.00	0.44
FROM TERRITORIES :	298	14.00	22.50	0.59
B.VISITS TO CLIENTS IN TERRITORY :	54	19.00	23.50	0.66
C.EXPORT/TRADE/POLICY FAIRS :	3	15.00	24.50	0.64
PROJECTS AND EVENTS MISSIONS :	0	0.00	0.00	0.00
CONFERENCE SEMINARS :	3	2.00	5.50	0.13
OTHER :	0	0.00	0.00	0.00
D.COMMERCIAL* ECONOMIC REPORTS HQ REQUESTED :	0	0.00	0.00	0.00
POST INITIATED :	0	0.00	0.00	0.00
E.COMMUNICATIONS ACTIVITIES :	0	0.00	0.00	0.00
F.INVESTMENT ENQUIRIES FROM CANADA :	2	0.00	0.00	0.00
FROM TERRITORIES :	0	0.00	0.00	0.00
G.TECHNOLOGY INFLOW PROGRAM ENQR'S FRM CANADA :	0	0.00	0.00	0.00
CONNECTIONS ARRANGED :	0	0.00	0.00	0.00
H.PARTICPT'N IN PROG-REL EVENTS OUTSIDE POST :		4.00	0.00	0.04
I.SERVICE REQUESTS FM GOV'T SOURCES NGO :	0	0.00	0.00	0.00
HOST GOVERNMENT :	0	0.00	0.00	0.00
OTHER DEPARTMENT :	0	0.00	0.00	0.00
PROVINCES/MUNICIPALITIES :	0	0.00	0.00	0.00
J.ADMINISTRATION: PROGRAM MANAGEMENT & ADMIN.:		10.00	0.00	0.10
LEAVE, PROFESSIONAL DEVELOP :		1.00	9.00	0.19
K.SERVICE TO OTHER MISSION PROGRAMS :		21.00	0.00	0.21
L.TOURISM PROGRAM ACTIVITIES :		0.00	0.00	0.00
***** TOTALS *****		100.00	100.00	3.00

NUMBER OF BUSINESS VISITORS (PUBLIC SECTOR) FROM CANADA : 9

FROM TERRIT : 0

NUMBER OF BUSINESS VISITORS (PRIVATE SECTOR) FROM CANADA : 38

FROM TERRIT : 92

NUMBER OF PEMD APPLICATIONS COMMENTED ON : 0

NUMBER OF OCCUPIED OFFICER POSITIONS - CANADA BASED : 1

- LOCALLY ENGAGED : 2

19/05/95

Foreign Affairs and International Trade

TSRPT02E

TRADE TRACKING SYSTEM

WORKLOAD AND OFFICER SUMMARY ACTIVITY REPORT  
FOR QUARTER 3 OF FISCAL YEAR 1994

POST : BARCELONA

	NUMBER	% OFFICER-TIME		TOTAL-TIME
		CANADA	LOC-ENG	PERSON-QTR
A.EXPORT/TRADE/POLICY ENQUIRIES FROM CANADA :	98	10.00	15.00	0.25
FROM TERRITORIES :	197	5.00	10.00	0.15
B.VISITS TO CLIENTS IN TERRITORY :	26	15.00	15.00	0.30
C.EXPORT/TRADE/POLICY PROJECTS AND EVENTS				
FAIRS :	0	0.00	0.00	0.00
MISSIONS :	2	20.00	25.00	0.45
CONFERENCE SEMINARS :	1	5.00	0.00	0.05
OTHER :	0	0.00	0.00	0.00
D.COMMERCIAL* ECONOMIC REPORTS HQ REQUESTED :	0	0.00	0.00	0.00
POST INITIATED :	2	0.00	5.00	0.05
E.COMMUNICATIONS ACTIVITIES :	1	5.00	0.00	0.05
F.INVESTMENT ENQUIRIES				
FROM CANADA :	0	0.00	0.00	0.00
FROM TERRITORIES :	1	5.00	0.00	0.05
G.TECHNOLOGY INFLOW PROGRAM ENQR'S FRM CANADA :	0	0.00	0.00	0.00
CONNECTIONS ARRANGED :	0	0.00	0.00	0.00
H.PARTICPT'N IN PROG-REL EVENTS OUTSIDE POST :		0.00	0.00	0.00
I.SERVICE REQUESTS FM GOV'T SOURCES				
NGO :	0	0.00	0.00	0.00
HOST GOVERNMENT :	2	5.00	0.00	0.05
OTHER DEPARTMENT :	0	0.00	0.00	0.00
PROVINCES/MUNICIPALITIES :	0	0.00	0.00	0.00
J.ADMINISTRATION: PROGRAM MANAGEMENT & ADMIN.:		25.00	0.00	0.25
LEAVE, PROFESSIONAL DEVELOP :		5.00	30.00	0.35
K.SERVICE TO OTHER MISSION PROGRAMS :		0.00	0.00	0.00
L.TOURISM PROGRAM ACTIVITIES :		0.00	0.00	0.00
***** TOTALS *****		100.00	100.00	2.00

NUMBER OF BUSINESS VISITORS (PUBLIC SECTOR)	FROM CANADA :	2
	FROM TERRIT :	5
NUMBER OF BUSINESS VISITORS (PRIVATE SECTOR)	FROM CANADA :	10
	FROM TERRIT :	17
NUMBER OF PEMD APPLICATIONS COMMENTED ON :		0
NUMBER OF OCCUPIED OFFICER POSITIONS	- CANADA BASED :	1
	- LOCALLY ENGAGED :	1

19/05/95

Foreign Affairs and International Trade

TSRPT02E

TRADE TRACKING SYSTEM

WORKLOAD AND OFFICER SUMMARY ACTIVITY REPORT  
FOR QUARTER 3 OF FISCAL YEAR 1994

POST : BERNE

	NUMBER	% OFFICER-TIME		TOTAL-TIME PERSON-QTR
		CANADA	LOC-ENG	
A.EXPORT/TRADE/POLICY ENQUIRIES FROM CANADA	: 172	6.00	19.50	0.45
FROM TERRITORIES	: 408	7.00	23.00	0.53
B.VISITS TO CLIENTS IN TERRITORY	: 82	5.00	5.50	0.16
C.EXPORT/TRADE/POLICY FAIRS	: 3	0.00	18.00	0.36
PROJECTS AND EVENTS MISSIONS	: 0	0.00	1.50	0.03
CONFERENCE SEMINARS	: 4	5.00	3.00	0.11
OTHER	: 8	10.00	3.50	0.17
D.COMMERCIAL* ECONOMIC REPORTS HQ REQUESTED	: 2	0.00	1.00	0.02
POST INITIATED	: 3	3.00	1.50	0.06
E.COMMUNICATIONS ACTIVITIES	: 13	2.00	4.00	0.10
F.INVESTMENT ENQUIRIES FROM CANADA	: 5	0.00	0.50	0.01
FROM TERRITORIES	: 27	0.00	1.50	0.03
G.TECHNOLOGY INFLOW PROGRAM ENQR'S FRM CANADA	: 2	0.00	1.00	0.02
CONNECTIONS ARRANGED	: 9	0.00	2.50	0.05
H.PARTICPT'N IN PROG-REL EVENTS OUTSIDE POST	: 0	0.00	0.00	0.00
I.SERVICE REQUESTS FM GOV'T SOURCES NGO	: 2	0.00	0.50	0.01
HOST GOVERNMENT	: 0	0.00	0.00	0.00
OTHER DEPARTMENT	: 6	15.00	2.50	0.20
PROVINCES/MUNICIPALITIES	: 14	25.00	2.00	0.29
J.ADMINISTRATION: PROGRAM MANAGEMENT & ADMIN.	: 15.00	0.00	0.00	0.15
LEAVE, PROFESSIONAL DEVELOP	: 5.00	9.00	0.00	0.23
K.SERVICE TO OTHER MISSION PROGRAMS	: 2.00	0.00	0.00	0.02
L.TOURISM PROGRAM ACTIVITIES	: 0.00	0.00	0.00	0.00
***** TOTALS *****		100.00	100.00	3.00

NUMBER OF BUSINESS VISITORS (PUBLIC SECTOR) FROM CANADA : 11  
FROM TERRIT : 16  
NUMBER OF BUSINESS VISITORS (PRIVATE SECTOR) FROM CANADA : 21  
FROM TERRIT : 205

NUMBER OF PEMD APPLICATIONS COMMENTED ON : 0

NUMBER OF OCCUPIED OFFICER POSITIONS -CANADA BASED : 1  
-LOCALLY ENGAGED : 2



19/05/95

Foreign Affairs and International Trade

TSRPT02E

TRADE TRACKING SYSTEM

WORKLOAD AND OFFICER SUMMARY ACTIVITY REPORT  
FOR QUARTER 3 OF FISCAL YEAR 1994

POST : BONN

	NUMBER	% OFFICER-TIME CANADA	LOC-ENG	TOTAL-TIME PERSON-QTR
A. EXPORT/TRADE/POLICY ENQUIRIES FROM CANADA :	655	20.00	12.08	3.05
FROM TERRITORIES :	838	10.62	12.33	2.33
B. VISITS TO CLIENTS IN TERRITORY :	182	12.87	7.75	1.96
C. EXPORT/TRADE/POLICY PROJECTS AND EVENTS				
FAIRS :	13	2.00	5.00	0.76
MISSIONS :	18	3.50	3.75	0.73
CONFERENCE SEMINARS :	16	6.75	4.66	1.10
OTHER :	2	0.62	0.75	0.14
D. COMMERCIAL* ECONOMIC REPORTS HQ REQUESTED :	13	3.50	0.83	0.38
POST INITIATED :	42	3.75	2.66	0.62
E. COMMUNICATIONS ACTIVITIES :	20	2.62	2.00	0.45
F. INVESTMENT ENQUIRIES				
FROM CANADA :	2	0.00	0.08	0.01
FROM TERRITORIES :	72	2.37	1.83	0.41
G. TECHNOLOGY INFLOW PROGRAM ENQR'S FRM CANADA :	66	0.00	2.08	0.25
CONNECTIONS ARRANGED :	48	0.00	3.50	0.42
H. PARTICIP'TN IN PROG-REL EVENTS OUTSIDE POST :		3.12	0.00	0.25
I. SERVICE REQUESTS FM GOV'T SOURCES				
NGO :	14	0.75	0.58	0.13
HOST GOVERNMENT :	24	0.50	1.66	0.24
OTHER DEPARTMENT :	74	4.37	1.91	0.58
PROVINCES/MUNICIPALITIES :	21	0.75	1.08	0.19
J. ADMINISTRATION: PROGRAM MANAGEMENT & ADMIN. :		11.50	2.75	1.25
LEAVE, PROFESSIONAL DEVELOP :		4.50	6.41	1.13
K. SERVICE TO OTHER MISSION PROGRAMS :		2.12	0.41	0.22
L. TOURISM PROGRAM ACTIVITIES :		3.75	25.83	3.40
***** TOTALS *****		99.96	99.93	20.00

NUMBER OF BUSINESS VISITORS (PUBLIC SECTOR) FROM CANADA :	56
FROM TERRIT :	30
NUMBER OF BUSINESS VISITORS (PRIVATE SECTOR) FROM CANADA :	114
FROM TERRIT :	45
NUMBER OF PEMD APPLICATIONS COMMENTED ON :	7
NUMBER OF OCCUPIED OFFICER POSITIONS - CANADA BASED :	8
- LOCALLY ENGAGED :	12

19/05/95

Foreign Affairs and International Trade

TSRPT02E

TRADE TRACKING SYSTEM

WORKLOAD AND OFFICER SUMMARY ACTIVITY REPORT  
FOR QUARTER 3 OF FISCAL YEAR 1994

POST : BRUSSELS

	NUMBER	% OFFICER-TIME		TOTAL-TIME PERSON-QTR
		CANADA	LOC-ENG	
A.EXPORT/TRADE/POLICY ENQUIRIES FROM CANADA :	393	17.50	18.33	0.90
FROM TERRITORIES :	277	15.00	15.00	0.75
B.VISITS TO CLIENTS IN TERRITORY :	64	15.00	11.66	0.65
C.EXPORT/TRADE/POLICY FAIRS :	4	5.00	10.00	0.40
PROJECTS AND EVENTS MISSIONS :	11	5.00	5.00	0.25
CONFERENCE SEMINARS :	14	2.50	5.00	0.20
OTHER :	4	0.00	1.66	0.05
D.COMMERCIAL* ECONOMIC REPORTS HQ REQUESTED :	12	2.50	1.66	0.10
POST INITIATED :	2	5.00	1.66	0.15
E.COMMUNICATIONS ACTIVITIES :	73	7.50	6.66	0.35
F.INVESTMENT ENQUIRIES FROM CANADA :	19	2.50	1.66	0.10
FROM TERRITORIES :	27	7.50	6.66	0.35
G.TECHNOLOGY INFLOW PROGRAM ENQR'S FRM CANADA :	13	2.50	5.00	0.20
CONNECTIONS ARRANGED :	12	0.00	1.66	0.05
H.PARTICPT'N IN PROG-REL EVENTS OUTSIDE POST :		0.00	0.00	0.00
I.SERVICE REQUESTS FM GOV'T SOURCES NGO :	5	2.50	3.33	0.15
HOST GOVERNMENT :	20	2.50	1.66	0.10
OTHER DEPARTMENT :	10	2.50	1.66	0.10
PROVINCES/MUNICIPALITIES :	5	2.50	1.66	0.10
J.ADMINISTRATION: PROGRAM MANAGEMENT & ADMIN.:		2.50	0.00	0.05
LEAVE, PROFESSIONAL DEVELOP :		0.00	0.00	0.00
K.SERVICE TO OTHER MISSION PROGRAMS :		0.00	0.00	0.00
L.TOURISM PROGRAM ACTIVITIES :		0.00	0.00	0.00
***** TOTALS *****		100.00	99.92	5.00

NUMBER OF BUSINESS VISITORS (PUBLIC SECTOR) FROM CANADA : 21

FROM TERRIT : 10

NUMBER OF BUSINESS VISITORS (PRIVATE SECTOR) FROM CANADA : 104

FROM TERRIT : 109

NUMBER OF PEMD APPLICATIONS COMMENTED ON : 3

NUMBER OF OCCUPIED OFFICER POSITIONS - CANADA BASED : 2

- LOCALLY ENGAGED : 3

19/05/95

Foreign Affairs and International Trade

TSRPT02E

TRADE TRACKING SYSTEM

WORKLOAD AND OFFICER SUMMARY ACTIVITY REPORT  
FOR QUARTER 3 OF FISCAL YEAR 1994

POST : COPENHAGEN

	NUMBER	% OFFICER-TIME CANADA	LOC-ENG	TOTAL-TIME PERSON-QTR
A.EXPORT/TRADE/POLICY ENQUIRIES FROM CANADA	: 248	5.00	24.33	0.78
FROM TERRITORIES	: 192	5.00	12.66	0.43
B.VISITS TO CLIENTS IN TERRITORY	: 93	20.00	12.00	0.56
C.EXPORT/TRADE/POLICY PROJECTS AND EVENTS				
FAIRS	: 0	0.00	0.00	0.00
MISSIONS	: 5	8.00	18.33	0.63
CONFERENCE SEMINARS	: 0	0.00	0.00	0.00
OTHER	: 7	25.00	7.00	0.46
D.COMMERCIAL* ECONOMIC REPORTS HQ REQUESTED	: 5	1.00	5.66	0.18
POST INITIATED	: 10	10.00	4.00	0.22
E.COMMUNICATIONS ACTIVITIES	: 0	0.00	0.00	0.00
F.INVESTMENT ENQUIRIES				
FROM CANADA	: 3	1.00	0.00	0.01
FROM TERRITORIES	: 5	5.00	2.00	0.11
G.TECHNOLOGY INFLOW PROGRAM ENQR'S FRM CANADA	: 5	0.00	3.66	0.11
CONNECTIONS ARRANGED	: 0	0.00	0.00	0.00
H.PARTICPT'N IN PROG-REL EVENTS OUTSIDE POST	: 0	0.00	4.00	0.12
I.SERVICE REQUESTS FM GOV'T SOURCES				
NGO	: 0	0.00	0.00	0.00
HOST GOVERNMENT	: 0	0.00	0.00	0.00
OTHER DEPARTMENT	: 3	5.00	2.00	0.11
PROVINCES/MUNICIPALITIES	: 1	0.00	1.00	0.03
J.ADMINISTRATION: PROGRAM MANAGEMENT & ADMIN.	: 7.00	0.66	0.09	
LEAVE, PROFESSIONAL DEVELOP	: 3.00	2.66	0.11	
K.SERVICE TO OTHER MISSION PROGRAMS	: 5.00	0.00	0.05	
L.TOURISM PROGRAM ACTIVITIES	: 0.00	0.00	0.00	
***** TOTALS *****		100.00	99.96	4.00

NUMBER OF BUSINESS VISITORS (PUBLIC SECTOR) FROM CANADA : 13  
FROM TERRIT : 0

NUMBER OF BUSINESS VISITORS (PRIVATE SECTOR) FROM CANADA : 36  
FROM TERRIT : 0

NUMBER OF PEMD APPLICATIONS COMMENTED ON : 0

NUMBER OF OCCUPIED OFFICER POSITIONS - CANADA BASED : 1  
- LOCALLY ENGAGED : 3

19/05/95

Foreign Affairs and International Trade

TSRPT02E

TRADE TRACKING SYSTEM

WORKLOAD AND OFFICER SUMMARY ACTIVITY REPORT  
FOR QUARTER 3 OF FISCAL YEAR 1994

POST : DUBLIN

	NUMBER	% OFFICER-TIME		TOTAL-TIME PERSON-QTR
		CANADA	LOC-ENG	
A.EXPORT/TRADE/POLICY ENQUIRIES FROM CANADA :	142	2.00	19.00	0.21
FROM TERRITORIES :	166	2.00	17.00	0.19
B.VISITS TO CLIENTS IN TERRITORY :	18	2.00	2.00	0.04
C.EXPORT/TRADE/POLICY PROJECTS AND EVENTS				
FAIRS :	2	0.00	2.00	0.02
MISSIONS :	1	3.00	2.00	0.05
CONFERENCE SEMINARS :	2	4.00	10.00	0.14
OTHER :	13	3.00	6.00	0.09
D.COMMERCIAL* ECONOMIC REPORTS HQ REQUESTED :	10	5.00	3.00	0.08
POST INITIATED :	5	3.00	2.00	0.05
E.COMMUNICATIONS ACTIVITIES :	9	4.00	11.00	0.15
F.INVESTMENT ENQUIRIES				
FROM CANADA :	6	4.00	2.00	0.06
FROM TERRITORIES :	6	3.00	1.00	0.04
G.TECHNOLOGY INFLOW PROGRAM ENQR'S FRM CANADA :	11	4.00	4.00	0.08
CONNECTIONS ARRANGED :	4	3.00	4.00	0.07
H.PARTICPT'N IN PROG-REL EVENTS OUTSIDE POST :		0.00	0.00	0.00
I.SERVICE REQUESTS FM GOV'T SOURCES				
NGO :	15	2.00	2.00	0.04
HOST GOVERNMENT :	6	2.00	1.00	0.03
OTHER DEPARTMENT :	11	3.00	3.00	0.06
PROVINCES/MUNICIPALITIES :	15	5.00	3.00	0.08
J.ADMINISTRATION: PROGRAM MANAGEMENT & ADMIN.:		14.00	2.00	0.16
LEAVE, PROFESSIONAL DEVELOP :		1.00	3.00	0.04
K.SERVICE TO OTHER MISSION PROGRAMS :		29.00	1.00	0.30
L.TOURISM PROGRAM ACTIVITIES :		2.00	0.00	0.02
***** TOTALS *****		100.00	100.00	2.00

NUMBER OF BUSINESS VISITORS (PUBLIC SECTOR) FROM CANADA : 8  
FROM TERRIT : 14  
NUMBER OF BUSINESS VISITORS (PRIVATE SECTOR) FROM CANADA : 8  
FROM TERRIT : 91

NUMBER OF PEMD APPLICATIONS COMMENTED ON : 2

NUMBER OF OCCUPIED OFFICER POSITIONS -CANADA BASED : 1  
-LOCALLY ENGAGED : 1

19/05/95

Foreign Affairs and International Trade

TSRPT02E

TRADE TRACKING SYSTEM

WORKLOAD AND OFFICER SUMMARY ACTIVITY REPORT  
FOR QUARTER 3 OF FISCAL YEAR 1994

POST : HELSINKI

	NUMBER	% OFFICER-TIME CANADA	LOC-ENG	TOTAL-TIME PERSON-QTR
A. EXPORT/TRADE/POLICY ENQUIRIES FROM CANADA	: 128	10.00	31.00	0.72
FROM TERRITORIES	: 108	4.00	9.50	0.23
B. VISITS TO CLIENTS IN TERRITORY	: 34	25.00	3.50	0.32
C. EXPORT/TRADE/POLICY PROJECTS AND EVENTS				
FAIRS	: 0	0.00	0.00	0.00
MISSIONS	: 0	0.00	0.00	0.00
CONFERENCE SEMINARS	: 0	0.00	0.00	0.00
OTHER	: 5	0.00	5.50	0.11
D. COMMERCIAL* ECONOMIC REPORTS HQ REQUESTED	: 6	4.00	17.00	0.38
POST INITIATED	: 8	8.00	2.00	0.12
E. COMMUNICATIONS ACTIVITIES	: 6	2.00	3.50	0.09
F. INVESTMENT ENQUIRIES				
FROM CANADA	: 0	0.00	0.00	0.00
FROM TERRITORIES	: 3	0.00	0.50	0.01
G. TECHNOLOGY INFLOW PROGRAM ENQR'S FRM CANADA	: 2	0.00	1.00	0.02
CONNECTIONS ARRANGED	: 0	0.00	0.00	0.00
H. PARTICIP'T'N IN PROG-REL EVENTS OUTSIDE POST	: 0	0.00	0.00	0.00
I. SERVICE REQUESTS FM GOV'T SOURCES				
NGO	: 2	0.00	1.50	0.03
HOST GOVERNMENT	: 1	1.00	0.00	0.01
OTHER DEPARTMENT	: 3	1.00	1.50	0.04
PROVINCES/MUNICIPALITIES	: 4	0.00	2.50	0.05
J. ADMINISTRATION: PROGRAM MANAGEMENT & ADMIN.	: 0	0.00	3.50	0.07
LEAVE, PROFESSIONAL DEVELOP	: 30	30.00	16.50	0.63
K. SERVICE TO OTHER MISSION PROGRAMS	: 15	15.00	1.00	0.17
L. TOURISM PROGRAM ACTIVITIES	: 0	0.00	0.00	0.00
***** TOTALS *****		100.00	100.00	3.00

NUMBER OF BUSINESS VISITORS (PUBLIC SECTOR)	FROM CANADA	: 10
	FROM TERRIT	: 7
NUMBER OF BUSINESS VISITORS (PRIVATE SECTOR)	FROM CANADA	: 4
	FROM TERRIT	: 28
NUMBER OF PEMD APPLICATIONS COMMENTED ON		: 1
NUMBER OF OCCUPIED OFFICER POSITIONS	- CANADA BASED	: 1
	- LOCALLY ENGAGED	: 2

19/05/95

Foreign Affairs and International Trade

TSRPT02E

TRADE TRACKING SYSTEM

WORKLOAD AND OFFICER SUMMARY ACTIVITY REPORT  
FOR QUARTER 3 OF FISCAL YEAR 1994

POST : LISBON

	NUMBER	% OFFICER-TIME		TOTAL-TIME PERSON-QTR
		CANADA	LOC-ENG	
A.EXPORT/TRADE/POLICY ENQUIRIES FROM CANADA :	242	10.00	32.50	0.75
FROM TERRITORIES :	218	5.00	30.00	0.65
B.VISITS TO CLIENTS IN TERRITORY :	42	15.00	5.00	0.25
C.EXPORT/TRADE/POLICY FAIRS :	0	0.00	0.00	0.00
PROJECTS AND EVENTS MISSIONS :	4	10.00	3.00	0.16
CONFERENCE SEMINARS :	4	5.00	3.00	0.11
OTHER :	1	1.00	1.50	0.04
D.COMMERCIAL* ECONOMIC REPORTS HQ REQUESTED :	8	2.00	2.00	0.06
POST INITIATED :	3	3.00	0.00	0.03
E.COMMUNICATIONS ACTIVITIES :	6	1.00	1.00	0.03
F.INVESTMENT ENQUIRIES FROM CANADA :	12	5.00	3.00	0.11
FROM TERRITORIES :	7	1.00	3.00	0.07
G.TECHNOLOGY INFLOW PROGRAM ENQR'S FRM CANADA :	7	1.00	3.00	0.07
CONNECTIONS ARRANGED :	1	1.00	3.00	0.07
H.PARTICPT'N IN PROG-REL EVENTS OUTSIDE POST :		5.00	0.00	0.05
I.SERVICE REQUESTS FM GOV'T SOURCES NGO :	6	2.00	0.00	0.02
HOST GOVERNMENT :	11	5.00	2.00	0.09
OTHER DEPARTMENT :	10	6.00	2.00	0.10
PROVINCES/MUNICIPALITIES :	6	2.00	1.00	0.04
J.ADMINISTRATION: PROGRAM MANAGEMENT & ADMIN.:		10.00	0.00	0.10
LEAVE, PROFESSIONAL DEVELOP :		5.00	5.00	0.15
K.SERVICE TO OTHER MISSION PROGRAMS :		5.00	0.00	0.05
L.TOURISM PROGRAM ACTIVITIES :		0.00	0.00	0.00
***** TOTALS *****		100.00	100.00	3.00

NUMBER OF BUSINESS VISITORS (PUBLIC SECTOR) FROM CANADA : 40  
 FROM TERRIT : 10  
 NUMBER OF BUSINESS VISITORS (PRIVATE SECTOR) FROM CANADA : 26  
 FROM TERRIT : 47

NUMBER OF PEMD APPLICATIONS COMMENTED ON : 2

NUMBER OF OCCUPIED OFFICER POSITIONS - CANADA BASED : 1  
 - LOCALLY ENGAGED : 2

19/05/95

Foreign Affairs and International Trade

TSRPT02E

TRADE TRACKING SYSTEM

WORKLOAD AND OFFICER SUMMARY ACTIVITY REPORT  
FOR QUARTER 3 OF FISCAL YEAR 1994

POST : LONDON

	NUMBER	% OFFICER-TIME CANADA	LOC-ENG	TOTAL-TIME PERSON-QTR
A.EXPORT/TRADE/POLICY ENQUIRIES FROM CANADA	: 749	13.16	23.00	2.17
FROM TERRITORIES	: 1407	13.33	17.33	1.84
B.VISITS TO CLIENTS IN TERRITORY	: 152	15.50	5.50	1.26
C.EXPORT/TRADE/POLICY PROJECTS AND EVENTS				
FAIRS	: 13	2.16	8.00	0.61
MISSIONS	: 8	1.16	3.33	0.27
CONFERENCE SEMINARS	: 24	4.50	3.00	0.45
OTHER	: 25	1.50	1.50	0.18
D.COMMERCIAL* ECONOMIC REPORTS HQ REQUESTED	: 48	9.66	1.66	0.68
POST INITIATED	: 98	10.00	5.50	0.93
E.COMMUNICATIONS ACTIVITIES	: 22	3.00	2.33	0.32
F.INVESTMENT ENQUIRIES				
FROM CANADA	: 19	0.50	1.00	0.09
FROM TERRITORIES	: 28	1.16	1.66	0.17
G.TECHNOLOGY INFLOW PROGRAM ENQR'S FRM CANADA	: 8	0.00	1.33	0.08
CONNECTIONS ARRANGED	: 5	0.00	0.50	0.03
H.PARTICPT'N IN PROG-REL EVENTS OUTSIDE POST	: 1.83	1.66		0.21
I.SERVICE REQUESTS FM GOV'T SOURCES				
NGO	: 15	0.50	0.66	0.07
HOST GOVERNMENT	: 13	2.66	1.33	0.24
OTHER DEPARTMENT	: 100	4.33	6.83	0.67
PROVINCES/MUNICIPALITIES	: 66	3.50	3.50	0.42
J.ADMINISTRATION: PROGRAM MANAGEMENT & ADMIN.	: 1.50	2.16		0.22
LEAVE, PROFESSIONAL DEVELOP	: 6.66	8.16		0.89
K.SERVICE TO OTHER MISSION PROGRAMS	: 3.33	0.00		0.20
L.TOURISM PROGRAM ACTIVITIES	: 0.00	0.00		0.00
***** TOTALS *****		99.94	99.94	12.00

NUMBER OF BUSINESS VISITORS (PUBLIC SECTOR) FROM CANADA : 53  
FROM TERRIT : 42

NUMBER OF BUSINESS VISITORS (PRIVATE SECTOR) FROM CANADA : 101  
FROM TERRIT : 182

NUMBER OF PEMD APPLICATIONS COMMENTED ON : 2

NUMBER OF OCCUPIED OFFICER POSITIONS -CANADA BASED : 6  
-LOCALLY ENGAGED : 6

19/05/95

Foreign Affairs and International Trade

TSRPT02E

TRADE TRACKING SYSTEM

WORKLOAD AND OFFICER SUMMARY ACTIVITY REPORT  
FOR QUARTER 3 OF FISCAL YEAR 1994

POST : MADRID

	NUMBER	% OFFICER-TIME		TOTAL-TIME PERSON-QTR
		CANADA	LOC-ENG	
A.EXPORT/TRADE/POLICY ENQUIRIES FROM CANADA :	282	20.00	31.00	1.44
FROM TERRITORIES :	831	0.00	36.25	1.45
B.VISITS TO CLIENTS IN TERRITORY :	66	10.00	5.50	0.32
C.EXPORT/TRADE/POLICY PROJECTS AND EVENTS FAIRS :	5	5.00	7.25	0.34
MISSIONS :	6	5.00	2.50	0.15
CONFERENCE SEMINARS :	1	0.00	0.50	0.02
OTHER :	0	0.00	0.00	0.00
D.COMMERCIAL* ECONOMIC REPORTS HQ REQUESTED :	9	10.00	2.25	0.19
POST INITIATED :	3	10.00	0.25	0.11
E.COMMUNICATIONS ACTIVITIES :	2	0.00	0.75	0.03
F.INVESTMENT ENQUIRIES FROM CANADA :	6	10.00	0.75	0.13
FROM TERRITORIES :	11	0.00	1.00	0.04
G.TECHNOLOGY INFLOW PROGRAM ENQR'S FRM CANADA :	10	5.00	1.75	0.12
CONNECTIONS ARRANGED :	6	0.00	0.75	0.03
H.PARTICPT'N IN PROG-REL EVENTS OUTSIDE POST :		0.00	0.00	0.00
I.SERVICE REQUESTS FM GOV'T SOURCES NGO :	18	0.00	2.25	0.09
HOST GOVERNMENT :	5	0.00	0.75	0.03
OTHER DEPARTMENT :	3	0.00	1.50	0.06
PROVINCES/MUNICIPALITIES :	3	0.00	0.75	0.03
J.ADMINISTRATION: PROGRAM MANAGEMENT & ADMIN.:		20.00	4.25	0.37
LEAVE, PROFESSIONAL DEVELOP :		0.00	0.00	0.00
K.SERVICE TO OTHER MISSION PROGRAMS :		0.00	0.00	0.00
L.TOURISM PROGRAM ACTIVITIES :		5.00	0.00	0.05
***** TOTALS *****		100.00	100.00	5.00

NUMBER OF BUSINESS VISITORS (PUBLIC SECTOR) FROM CANADA : 19  
 FROM TERRIT : 32  
 NUMBER OF BUSINESS VISITORS (PRIVATE SECTOR) FROM CANADA : 39  
 FROM TERRIT : 89

NUMBER OF PEMD APPLICATIONS COMMENTED ON : 5

NUMBER OF OCCUPIED OFFICER POSITIONS - CANADA BASED : 1  
 - LOCALLY ENGAGED : 4



19/05/95

Foreign Affairs and International Trade

TSRPT02E

TRADE TRACKING SYSTEM

WORKLOAD AND OFFICER SUMMARY ACTIVITY REPORT  
FOR QUARTER 3 OF FISCAL YEAR 1994

POST : MILAN

	NUMBER	% OFFICER-TIME CANADA	LOC-ENG	TOTAL-TIME PERSON-QTR
A. EXPORT/TRADE/POLICY ENQUIRIES FROM CANADA :	529	4.33	21.00	0.76
FROM TERRITORIES :	777	5.00	22.33	0.82
B. VISITS TO CLIENTS IN TERRITORY :	71	4.66	9.00	0.41
C. EXPORT/TRADE/POLICY PROJECTS AND EVENTS :				
FAIRS :	2	3.00	12.33	0.46
MISSIONS :	6	8.33	3.66	0.36
CONFERENCE SEMINARS :	5	2.66	2.33	0.15
OTHER :	6	3.66	3.33	0.21
D. COMMERCIAL* ECONOMIC REPORTS HQ REQUESTED :	5	2.00	3.33	0.16
POST INITIATED :	13	4.00	7.33	0.34
E. COMMUNICATIONS ACTIVITIES :	22	11.00	2.66	0.41
F. INVESTMENT ENQUIRIES FROM CANADA :	9	1.33	0.33	0.05
FROM TERRITORIES :	28	3.66	0.00	0.11
G. TECHNOLOGY INFLOW PROGRAM ENQR'S FRM CANADA :	4	0.00	3.00	0.09
CONNECTIONS ARRANGED :	6	0.00	0.33	0.01
H. PARTICIP'TN IN PROG-REL EVENTS OUTSIDE POST :		0.00	3.33	0.10
I. SERVICE REQUESTS FM GOV'T SOURCES :				
NGO :	5	0.33	0.33	0.02
HOST GOVERNMENT :	2	0.00	0.33	0.01
OTHER DEPARTMENT :	3	0.66	0.00	0.02
PROVINCES/MUNICIPALITIES :	17	2.66	0.33	0.09
J. ADMINISTRATION: PROGRAM MANAGEMENT & ADMIN. :		18.66	0.00	0.56
LEAVE, PROFESSIONAL DEVELOP :		11.33	4.66	0.48
K. SERVICE TO OTHER MISSION PROGRAMS :		10.66	0.00	0.32
L. TOURISM PROGRAM ACTIVITIES :		2.00	0.00	0.06
***** TOTALS *****		99.93	99.94	6.00

NUMBER OF BUSINESS VISITORS (PUBLIC SECTOR) FROM CANADA : 17

FROM TERRIT : 1

NUMBER OF BUSINESS VISITORS (PRIVATE SECTOR) FROM CANADA : 86

FROM TERRIT : 489

NUMBER OF PEMD APPLICATIONS COMMENTED ON : 0

NUMBER OF OCCUPIED OFFICER POSITIONS - CANADA BASED : 3

- LOCALLY ENGAGED : 3

19/05/95

Foreign Affairs and International Trade

TSRPT02E

TRADE TRACKING SYSTEM

WORKLOAD AND OFFICER SUMMARY ACTIVITY REPORT  
FOR QUARTER 3 OF FISCAL YEAR 1994

POST : OSLO

	NUMBER	% OFFICER-TIME		TOTAL-TIME PERSON-QTR
		CANADA	LOC-ENG	
A. EXPORT/TRADE/POLICY ENQUIRIES FROM CANADA :	263	6.00	35.00	1.17
FROM TERRITORIES :	97	4.00	6.66	0.28
B. VISITS TO CLIENTS IN TERRITORY :	62	7.50	8.33	0.40
C. EXPORT/TRADE/POLICY PROJECTS AND EVENTS				
FAIRS :	5	8.50	8.33	0.42
MISSIONS :	3	10.00	10.00	0.50
CONFERENCE SEMINARS :	1	5.00	3.33	0.20
OTHER :	1	0.00	0.00	0.00
D. COMMERCIAL* ECONOMIC REPORTS HQ REQUESTED :	9	5.00	5.00	0.25
POST INITIATED :	16	5.00	6.66	0.30
E. COMMUNICATIONS ACTIVITIES :	8	1.00	0.00	0.02
F. INVESTMENT ENQUIRIES				
FROM CANADA :	3	1.00	0.00	0.02
FROM TERRITORIES :	3	1.00	0.00	0.02
G. TECHNOLOGY INFLOW PROGRAM ENQR'S FRM CANADA :	1	0.00	0.00	0.00
CONNECTIONS ARRANGED :	0	0.00	0.00	0.00
H. PARTICIP'TN IN PROG-REL EVENTS OUTSIDE POST :		1.00	0.00	0.02
I. SERVICE REQUESTS FM GOV'T SOURCES				
NGO :	5	0.00	0.00	0.00
HOST GOVERNMENT :	10	2.50	0.00	0.05
OTHER DEPARTMENT :	7	10.00	6.66	0.40
PROVINCES/MUNICIPALITIES :	58	10.00	5.00	0.35
J. ADMINISTRATION: PROGRAM MANAGEMENT & ADMIN. :		7.50	0.00	0.15
LEAVE, PROFESSIONAL DEVELOP :		7.50	3.33	0.25
K. SERVICE TO OTHER MISSION PROGRAMS :		7.50	0.00	0.15
L. TOURISM PROGRAM ACTIVITIES :		0.00	1.66	0.05
***** TOTALS *****		100.00	99.96	5.00

NUMBER OF BUSINESS VISITORS (PUBLIC SECTOR)	FROM CANADA :	9
	FROM TERRIT :	2
NUMBER OF BUSINESS VISITORS (PRIVATE SECTOR)	FROM CANADA :	28
	FROM TERRIT :	11
NUMBER OF PEMD APPLICATIONS COMMENTED ON :		0
NUMBER OF OCCUPIED OFFICER POSITIONS	- CANADA BASED :	2
	- LOCALLY ENGAGED :	3

19/05/95

## Foreign Affairs and International Trade

TSRPT02E

## TRADE TRACKING SYSTEM

WORKLOAD AND OFFICER SUMMARY ACTIVITY REPORT  
FOR QUARTER 3 OF FISCAL YEAR 1994

POST : PARIS

	NUMBER	% OFFICER-TIME		TOTAL-TIME
		CANADA	LOC-ENG	PERSON-QTR
A.EXPORT/TRADE/POLICY ENQUIRIES FROM CANADA :	580	5.83	10.00	1.45
FROM TERRITORIES :	1331	2.50	10.00	1.25
B.VISITS TO CLIENTS IN TERRITORY :	315	6.66	4.63	0.91
C.EXPORT/TRADE/POLICY PROJECTS AND EVENTS				
FAIRS :	34	3.33	3.09	0.54
MISSIONS :	34	4.16	5.00	0.80
CONFERENCE SEMINARS :	32	4.16	1.90	0.46
OTHER :	8	1.66	0.72	0.18
D.COMMERCIAL* ECONOMIC REPORTS HQ REQUESTED :	21	6.66	2.27	0.65
POST INITIATED :	34	7.50	6.90	1.21
E.COMMUNICATIONS ACTIVITIES :	14	1.66	1.18	0.23
F.INVESTMENT ENQUIRIES				
FROM CANADA :	6	7.50	6.90	1.21
FROM TERRITORIES :	16	2.50	6.90	0.91
G.TECHNOLOGY INFLOW PROGRAM ENQR'S FRM CANADA :	114	0.83	3.09	0.39
CONNECTIONS ARRANGED :	40	0.83	2.27	0.30
H.PARTICPT'N IN PROG-REL EVENTS OUTSIDE POST :		6.66	1.45	0.56
I.SERVICE REQUESTS FM GOV'T SOURCES				
NGO :	117	1.66	0.72	0.18
HOST GOVERNMENT :	17	1.66	0.36	0.14
OTHER DEPARTMENT :	43	4.16	1.90	0.46
PROVINCES/MUNICIPALITIES :	76	1.66	0.72	0.18
J.ADMINISTRATION: PROGRAM MANAGEMENT & ADMIN.:		11.66	1.90	0.91
LEAVE, PROFESSIONAL DEVELOP :		15.00	4.63	1.41
K.SERVICE TO OTHER MISSION PROGRAMS :		1.66	0.00	0.10
L.TOURISM PROGRAM ACTIVITIES :		0.00	23.36	2.57
***** TOTALS *****		99.90	99.89	17.00

NUMBER OF BUSINESS VISITORS (PUBLIC SECTOR)	FROM CANADA :	149
	FROM TERRIT :	45
NUMBER OF BUSINESS VISITORS (PRIVATE SECTOR)	FROM CANADA :	397
	FROM TERRIT :	393

NUMBER OF PEMD APPLICATIONS COMMENTED ON	:	16
--	---	----

NUMBER OF OCCUPIED OFFICER POSITIONS	- CANADA BASED :	6
	- LOCALLY ENGAGED :	11

19/05/95

Foreign Affairs and International Trade

TSRPT02E

TRADE TRACKING SYSTEM

WORKLOAD AND OFFICER SUMMARY ACTIVITY REPORT  
FOR QUARTER 3 OF FISCAL YEAR 1994

POST : ROME

	NUMBER	% OFFICER-TIME		TOTAL-TIME PERSON-QTR
		CANADA	LOC-ENG	
A.EXPORT/TRADE/POLICY ENQUIRIES FROM CANADA :	238	12.50	31.33	1.19
FROM TERRITORIES :	230	3.50	22.00	0.73
B.VISITS TO CLIENTS IN TERRITORY :	30	9.00	4.00	0.30
C.EXPORT/TRADE/POLICY PROJECTS AND EVENTS				
FAIRS :	3	2.50	1.33	0.09
MISSIONS :	5	0.00	10.00	0.30
CONFERENCE SEMINARS :	7	7.50	1.66	0.20
OTHER :	12	5.00	0.00	0.10
D.COMMERCIAL* ECONOMIC REPORTS HQ REQUESTED :	16	25.00	2.66	0.58
POST INITIATED :	27	5.00	8.33	0.35
E.COMMUNICATIONS ACTIVITIES :	3	0.00	0.00	0.00
F.INVESTMENT ENQUIRIES				
FROM CANADA :	9	2.50	1.00	0.08
FROM TERRITORIES :	11	0.50	2.00	0.07
G.TECHNOLOGY INFLOW PROGRAM ENQR'S FRM CANADA :	0	0.00	0.00	0.00
CONNECTIONS ARRANGED :	0	0.00	0.00	0.00
H.PARTICPT'N IN PROG-REL EVENTS OUTSIDE POST :		0.00	3.33	0.10
I.SERVICE REQUESTS FM GOV'T SOURCES				
NGO :	13	2.00	2.00	0.10
HOST GOVERNMENT :	10	0.00	2.00	0.06
OTHER DEPARTMENT :	26	2.50	5.00	0.20
PROVINCES/MUNICIPALITIES :	5	0.50	0.66	0.03
J.ADMINISTRATION: PROGRAM MANAGEMENT & ADMIN.:		12.50	1.66	0.30
LEAVE, PROFESSIONAL DEVELOP :		5.00	1.00	0.13
K.SERVICE TO OTHER MISSION PROGRAMS :		4.50	0.00	0.09
L.TOURISM PROGRAM ACTIVITIES :		0.00	0.00	0.00
***** TOTALS *****		100.00	99.96	5.00

NUMBER OF BUSINESS VISITORS (PUBLIC SECTOR)	FROM CANADA :	10
	FROM TERRIT :	12
NUMBER OF BUSINESS VISITORS (PRIVATE SECTOR)	FROM CANADA :	9
	FROM TERRIT :	27
NUMBER OF PEMD APPLICATIONS COMMENTED ON :		1
NUMBER OF OCCUPIED OFFICER POSITIONS	- CANADA BASED :	2
	- LOCALLY ENGAGED :	3

19/05/95

Foreign Affairs and International Trade

TSRPT02E

TRADE TRACKING SYSTEM

WORKLOAD AND OFFICER SUMMARY ACTIVITY REPORT  
FOR QUARTER 3 OF FISCAL YEAR 1994

POST : STOCKHOLM

	NUMBER	% OFFICER-TIME CANADA	LOC-ENG	TOTAL-TIME PERSON-QTR
A. EXPORT/TRADE/POLICY ENQUIRIES FROM CANADA :	114	20.00	21.25	1.05
FROM TERRITORIES :	222	5.00	27.75	1.16
B. VISITS TO CLIENTS IN TERRITORY :	51	10.00	18.50	0.84
C. EXPORT/TRADE/POLICY PROJECTS AND EVENTS				
FAIRS :	4	5.00	1.50	0.11
MISSIONS :	2	0.00	1.25	0.05
CONFERENCE SEMINARS :	6	0.00	3.00	0.12
OTHER :	0	0.00	0.00	0.00
D. COMMERCIAL* ECONOMIC REPORTS HQ REQUESTED :	4	0.00	1.75	0.07
POST INITIATED :	6	0.00	1.25	0.05
E. COMMUNICATIONS ACTIVITIES :	1	0.00	0.00	0.00
F. INVESTMENT ENQUIRIES				
FROM CANADA :	1	0.00	0.00	0.00
FROM TERRITORIES :	11	0.00	9.25	0.37
G. TECHNOLOGY INFLOW PROGRAM ENQR'S FRM CANADA :	3	0.00	0.50	0.02
CONNECTIONS ARRANGED :	0	0.00	0.00	0.00
H. PARTICIP'T'N IN PROG-REL EVENTS OUTSIDE POST :		10.00	3.00	0.22
I. SERVICE REQUESTS FM GOV'T SOURCES				
NGO :	27	0.00	4.50	0.18
HOST GOVERNMENT :	3	0.00	0.25	0.01
OTHER DEPARTMENT :	15	20.00	5.00	0.40
PROVINCES/MUNICIPALITIES :	10	10.00	1.25	0.15
J. ADMINISTRATION: PROGRAM MANAGEMENT & ADMIN. :		20.00	0.00	0.20
LEAVE, PROFESSIONAL DEVELOP :		0.00	0.00	0.00
K. SERVICE TO OTHER MISSION PROGRAMS :		0.00	0.00	0.00
L. TOURISM PROGRAM ACTIVITIES :		0.00	0.00	0.00
***** TOTALS *****		100.00	100.00	5.00

NUMBER OF BUSINESS VISITORS (PUBLIC SECTOR)	FROM CANADA :	5
	FROM TERRIT :	0
NUMBER OF BUSINESS VISITORS (PRIVATE SECTOR)	FROM CANADA :	35
	FROM TERRIT :	17
NUMBER OF PEMD APPLICATIONS COMMENTED ON :		2
NUMBER OF OCCUPIED OFFICER POSITIONS	- CANADA BASED :	1
	- LOCALLY ENGAGED :	4

19/05/95

Foreign Affairs and International Trade

TSRPT02E

TRADE TRACKING SYSTEM

WORKLOAD AND OFFICER SUMMARY ACTIVITY REPORT  
FOR QUARTER 3 OF FISCAL YEAR 1994

POST : HAGUE, THE

	NUMBER	% OFFICER-TIME		TOTAL-TIME PERSON-QTR
		CANADA	LOC-ENG	
A.EXPORT/TRADE/POLICY ENQUIRIES FROM CANADA :	201	9.33	18.33	0.83
FROM TERRITORIES :	121	6.66	9.33	0.48
B.VISITS TO CLIENTS IN TERRITORY :	42	5.00	7.33	0.37
C.EXPORT/TRADE/POLICY PROJECTS AND EVENTS FAIRS :	5	4.00	2.66	0.20
MISSIONS :	9	7.33	7.66	0.45
CONFERENCE SEMINARS :	5	3.00	1.33	0.13
OTHER :	1	1.66	0.00	0.05
D.COMMERCIAL* ECONOMIC REPORTS HQ REQUESTED :	15	10.33	2.33	0.38
POST INITIATED :	10	2.33	1.66	0.12
E.COMMUNICATIONS ACTIVITIES :	14	7.66	0.00	0.23
F.INVESTMENT ENQUIRIES FROM CANADA :	5	0.66	3.33	0.12
FROM TERRITORIES :	30	0.00	5.00	0.15
G.TECHNOLOGY INFLOW PROGRAM ENQR'S FRM CANADA :	10	0.00	6.66	0.20
CONNECTIONS ARRANGED :	10	0.00	3.33	0.10
H.PARTICPT'N IN PROG-REL EVENTS OUTSIDE POST :		0.66	5.00	0.17
I.SERVICE REQUESTS FM GOV'T SOURCES NGO :	0	0.00	0.00	0.00
HOST GOVERNMENT :	1	0.66	0.00	0.02
OTHER DEPARTMENT :	5	2.66	0.00	0.08
PROVINCES/MUNICIPALITIES :	14	2.00	4.66	0.20
J.ADMINISTRATION: PROGRAM MANAGEMENT & ADMIN.:		22.66	1.66	0.73
LEAVE, PROFESSIONAL DEVELOP :		6.33	14.33	0.62
K.SERVICE TO OTHER MISSION PROGRAMS :		3.66	5.33	0.27
L.TOURISM PROGRAM ACTIVITIES :		3.33	0.00	0.10
***** TOTALS *****		99.92	99.93	6.00

NUMBER OF BUSINESS VISITORS (PUBLIC SECTOR) FROM CANADA : 13  
 FROM TERRIT : 7  
 NUMBER OF BUSINESS VISITORS (PRIVATE SECTOR) FROM CANADA : 72  
 FROM TERRIT : 24

NUMBER OF PEMD APPLICATIONS COMMENTED ON : 5

NUMBER OF OCCUPIED OFFICER POSITIONS - CANADA BASED : 3  
- LOCALLY ENGAGED : 3







19/05/95

Foreign Affairs and International Trade

TSR/228

TRADE TRACKING SYSTEM

WORKLOAD AND OFFICER TIME AND ACTIVITY REPORT  
FOR QUARTER 1 OF FISCAL YEAR 1995

REGION	LATIN AMERICA	<u>LATIN AMERICA &amp; CARIBBEAN</u>			
		NUMBER	CANADA	LGT - EST	REASON
A. EXPORT/PROM/POLICY		13,300	10.36	29.77	10.36
B. VISITS TO CLIENTS		9125	12.64	20.97	12.64
		<b>LGT</b>	<b>3,201</b>	<b>6.63</b>	<b>8.28</b>
C. EXPORT/TRADE/POLICY PROJECTS AND EVENTS					
	BOGOTA	33	6.67	6.94	6.67
	BRASILIA	45	6.17	9.42	6.17
	BRIDGETOWN	41	3.13	1.77	3.13
	BUENOS AIRES	35	3.23	1.12	3.23
	CARACAS	68	1.60	1.84	1.60
	GEORGETOWN	126	0.97	2.10	0.97
	* GUATEMALA	369	2.34	1.88	2.34
	HAVANA				
	KINGSTON	209	2.53	1.62	2.53
	LIMA	85	3.07	3.02	3.07
	MEXICO	1,172	0.30	0.08	0.30
	PORT OF SPAIN	147	0.00	0.14	0.00
	SAN JOSE				
	SANTIAGO		1.50	2.65	1.50
	* SANTO DOMINGO	330	1.61	1.51	1.61
	SAO PAULO	109	2.25	2.11	2.25
	OTHER DEPARTMENTS	338	2.85	5.14	2.85
	PROMOTORS/MUNICIPALITIES	183	2.80	1.80	2.80
D. ADMINISTRATION			6.38	0.81	6.38
E. SERVICE TO OTHER MESSAGE PROGRAMS			4.57	5.37	4.57
F. TOURISM PROGRAM ACTIVITIES			4.46	0.94	4.46
			<b>99.30</b>	<b>39.29</b>	<b>61.00</b>

NUMBER OF BUSINESS VISITORS (PUBLIC SECTOR)	FROM CANADA	343
	FROM TERRIT	369
NUMBER OF BUSINESS VISITORS (PRIVATE SECTOR)	FROM CANADA	2131
	FROM TERRIT	2347

\* Quarterly reports for these posts were not available.

NUMBER OF OCCUPIED OFFICER POSITIONS	CANADA BASED	26
	LOCALLY ENGAGED	35



19/05/95

Foreign Affairs and International Trade

TSRPT02E

TRADE TRACKING SYSTEM

WORKLOAD AND OFFICER SUMMARY ACTIVITY REPORT  
FOR QUARTER 3 OF FISCAL YEAR 1994

REGION : LATIN AMERICA & CARIBBEAN

	NUMBER	% OFFICER-TIME		TOTAL-TIME
		CANADA	LOC-ENG	PERSON-QTR
A.EXPORT/TRADE/POLICY ENQUIRIES FROM CANADA	: 12488	19.30	29.77	15.44
FROM TERRITORIES	: 9153	12.84	20.97	10.68
B.VISITS TO CLIENTS IN TERRITORY	: 1201	8.65	8.28	5.15
C.EXPORT/TRADE/POLICY PROJECTS AND EVENTS				
FAIRS	: 33	6.46	6.94	4.11
MISSIONS	: 45	6.15	5.42	3.50
CONFERENCE SEMINARS	: 41	3.11	1.77	1.43
OTHER	: 25	1.23	1.31	0.78
D.COMMERCIAL* ECONOMIC REPORTS HQ REQUESTED	: 68	2.80	1.62	1.30
POST INITIATED	: 126	5.92	2.40	2.38
E.COMMUNICATIONS ACTIVITIES	: 369	2.34	1.28	1.06
F.INVESTMENT ENQUIRIES				
FROM CANADA	: 209	3.53	1.62	1.49
FROM TERRITORIES	: 85	1.07	0.85	0.58
G.TECHNOLOGY INFLOW PROGRAM ENQR'S FRM CANADA	: 3	0.30	0.08	0.11
CONNECTIONS ARRANGED	: 17	0.00	0.14	0.05
H.PARTICPT'N IN PROG-REL EVENTS OUTSIDE POST	: 1.50	1.50	2.65	1.32
I.SERVICE REQUESTS FM GOV'T SOURCES				
NGO	: 350	1.61	1.51	0.95
HOST GOVERNMENT	: 189	2.26	2.11	1.33
OTHER DEPARTMENT	: 338	2.46	2.14	1.39
PROVINCES/MUNICIPALITIES	: 163	2.00	1.80	1.15
J.ADMINISTRATION: PROGRAM MANAGEMENT & ADMIN.	: 6.38	6.38	0.91	1.98
LEAVE, PROFESSIONAL DEVELOP	: 4.57	4.57	5.37	3.07
K.SERVICE TO OTHER MISSION PROGRAMS	: 4.46	4.46	0.54	1.35
L.TOURISM PROGRAM ACTIVITIES	: 0.96	0.96	0.42	0.40
***** TOTALS *****		99.90	99.90	61.00

NUMBER OF BUSINESS VISITORS (PUBLIC SECTOR) FROM CANADA : 242  
FROM TERRIT : 388  
NUMBER OF BUSINESS VISITORS (PRIVATE SECTOR) FROM CANADA : 2131  
FROM TERRIT : 2347

NUMBER OF PEMD APPLICATIONS COMMENTED ON : 61

NUMBER OF OCCUPIED OFFICER POSITIONS -CANADA BASED : 26  
-LOCALLY ENGAGED : 35

19/05/95

## Foreign Affairs and International Trade

TSRPT02E

## TRADE TRACKING SYSTEM

WORKLOAD AND OFFICER SUMMARY ACTIVITY REPORT  
FOR QUARTER 3 OF FISCAL YEAR 1994

POST : BOGOTA

	NUMBER	% OFFICER-TIME		TOTAL-TIME PERSON-QTR
		CANADA	LOC-ENG	
A.EXPORT/TRADE/POLICY ENQUIRIES FROM CANADA :	530	25.00	30.00	1.10
FROM TERRITORIES :	720	15.00	30.00	0.90
B.VISITS TO CLIENTS IN TERRITORY :	35	7.50	7.50	0.30
C.EXPORT/TRADE/POLICY PROJECTS AND EVENTS				
FAIRS :	1	5.00	5.00	0.20
MISSIONS :	0	0.00	0.00	0.00
CONFERENCE SEMINARS :	0	0.00	0.00	0.00
OTHER :	0	0.00	0.00	0.00
D.COMMERCIAL* ECONOMIC REPORTS HQ REQUESTED :	0	0.00	0.00	0.00
POST INITIATED :	2	2.50	5.00	0.15
E.COMMUNICATIONS ACTIVITIES :	0	0.00	0.00	0.00
F.INVESTMENT ENQUIRIES				
FROM CANADA :	12	5.00	0.00	0.10
FROM TERRITORIES :	2	1.50	0.00	0.03
G.TECHNOLOGY INFLOW PROGRAM ENQR'S FRM CANADA :	0	0.00	0.00	0.00
CONNECTIONS ARRANGED :	0	0.00	0.00	0.00
H.PARTICPT'N IN PROG-REL EVENTS OUTSIDE POST :		0.00	0.00	0.00
I.SERVICE REQUESTS FM GOV'T SOURCES				
NGO :	10	1.00	5.00	0.12
HOST GOVERNMENT :	10	2.50	7.50	0.20
OTHER DEPARTMENT :	15	5.00	2.50	0.15
PROVINCES/MUNICIPALITIES :	20	5.00	7.50	0.25
J.ADMINISTRATION: PROGRAM MANAGEMENT & ADMIN.:		15.00	0.00	0.30
LEAVE, PROFESSIONAL DEVELOP :		0.00	0.00	0.00
K.SERVICE TO OTHER MISSION PROGRAMS :		10.00	0.00	0.20
L.TOURISM PROGRAM ACTIVITIES :		0.00	0.00	0.00
***** TOTALS *****		100.00	100.00	4.00

NUMBER OF BUSINESS VISITORS (PUBLIC SECTOR) FROM CANADA :	3
FROM TERRIT :	15
NUMBER OF BUSINESS VISITORS (PRIVATE SECTOR) FROM CANADA :	50
FROM TERRIT :	70

NUMBER OF PEMD APPLICATIONS COMMENTED ON :	0
--	---

NUMBER OF OCCUPIED OFFICER POSITIONS - CANADA BASED :	2
- LOCALLY ENGAGED :	2

19/05/95

Foreign Affairs and International Trade

TSRPT02E

TRADE TRACKING SYSTEM

WORKLOAD AND OFFICER SUMMARY ACTIVITY REPORT  
FOR QUARTER 3 OF FISCAL YEAR 1994

POST : BRASILIA

	NUMBER	% OFFICER-TIME		TOTAL-TIME PERSON-QTR
		CANADA	LOC-ENG	
A.EXPORT/TRADE/POLICY ENQUIRIES FROM CANADA :	78	5.00	30.00	0.35
FROM TERRITORIES :	28	0.00	20.00	0.20
B.VISITS TO CLIENTS IN TERRITORY :	9	4.00	1.00	0.05
C.EXPORT/TRADE/POLICY FAIRS :	0	0.00	0.00	0.00
PROJECTS AND EVENTS MISSIONS :	0	0.00	0.00	0.00
CONFERENCE SEMINARS :	2	14.00	7.00	0.21
OTHER :	0	0.00	0.00	0.00
D.COMMERCIAL* ECONOMIC REPORTS HQ REQUESTED :	4	0.00	3.00	0.03
POST INITIATED :	15	60.00	0.00	0.60
E.COMMUNICATIONS ACTIVITIES :	1	0.00	2.00	0.02
F.INVESTMENT ENQUIRIES FROM CANADA :	0	0.00	0.00	0.00
FROM TERRITORIES :	0	0.00	0.00	0.00
G.TECHNOLOGY INFLOW PROGRAM ENQR'S FRM CANADA :	0	0.00	0.00	0.00
CONNECTIONS ARRANGED :	0	0.00	0.00	0.00
H.PARTICPT'N IN PROG-REL EVENTS OUTSIDE POST :		0.00	0.00	0.00
I.SERVICE REQUESTS FM GOV'T SOURCES NGO :	0	0.00	0.00	0.00
HOST GOVERNMENT :	1	1.00	0.00	0.01
OTHER DEPARTMENT :	6	1.00	7.00	0.08
PROVINCES/MUNICIPALITIES :	0	0.00	0.00	0.00
J.ADMINISTRATION: PROGRAM MANAGEMENT & ADMIN.:		14.00	0.00	0.14
LEAVE, PROFESSIONAL DEVELOP :		0.00	25.00	0.25
K.SERVICE TO OTHER MISSION PROGRAMS :		1.00	0.00	0.01
L.TOURISM PROGRAM ACTIVITIES :		0.00	5.00	0.05
***** TOTALS *****		100.00	100.00	2.00

NUMBER OF BUSINESS VISITORS (PUBLIC SECTOR) FROM CANADA :	3
FROM TERRIT :	73
NUMBER OF BUSINESS VISITORS (PRIVATE SECTOR) FROM CANADA :	12
FROM TERRIT :	69
NUMBER OF PEMD APPLICATIONS COMMENTED ON :	0
NUMBER OF OCCUPIED OFFICER POSITIONS -CANADA BASED :	1
-LOCALLY ENGAGED :	1

19/05/95

Foreign Affairs and International Trade

TSRPT02E

TRADE TRACKING SYSTEM

WORKLOAD AND OFFICER SUMMARY ACTIVITY REPORT  
FOR QUARTER 3 OF FISCAL YEAR 1994

POST : BRIDGETOWN

	NUMBER	% OFFICER-TIME		TOTAL-TIME PERSON-QTR
		CANADA	LOC-ENG	
A. EXPORT/TRADE/POLICY ENQUIRIES FROM CANADA :	500	10.00	47.00	0.57
FROM TERRITORIES :	250	20.00	10.00	0.30
B. VISITS TO CLIENTS IN TERRITORY :	100	20.00	2.00	0.22
C. EXPORT/TRADE/POLICY PROJECTS AND EVENTS				
FAIRS :	0	5.00	0.00	0.05
MISSIONS :	1	5.00	10.00	0.15
CONFERENCE SEMINARS :	1	5.00	0.00	0.05
OTHER :	0	0.00	0.00	0.00
D. COMMERCIAL* ECONOMIC REPORTS HQ REQUESTED :	6	2.00	0.00	0.02
POST INITIATED :	4	0.00	2.00	0.02
E. COMMUNICATIONS ACTIVITIES :	2	3.00	5.00	0.08
F. INVESTMENT ENQUIRIES				
FROM CANADA :	3	5.00	0.00	0.05
FROM TERRITORIES :	3	0.00	0.00	0.00
G. TECHNOLOGY INFLOW PROGRAM ENQR'S FRM CANADA :	0	3.00	0.00	0.03
CONNECTIONS ARRANGED :	0	0.00	0.00	0.00
H. PARTICIP'TN IN PROG-REL EVENTS OUTSIDE POST :		3.00	15.00	0.18
I. SERVICE REQUESTS FM GOV'T SOURCES				
NGO :	0	0.00	0.00	0.00
HOST GOVERNMENT :	0	0.00	0.00	0.00
OTHER DEPARTMENT :	0	0.00	0.00	0.00
PROVINCES/MUNICIPALITIES :	0	0.00	0.00	0.00
J. ADMINISTRATION: PROGRAM MANAGEMENT & ADMIN.:		10.00	1.00	0.11
LEAVE, PROFESSIONAL DEVELOP :		6.00	8.00	0.14
K. SERVICE TO OTHER MISSION PROGRAMS :		3.00	0.00	0.03
L. TOURISM PROGRAM ACTIVITIES :		0.00	0.00	0.00
***** TOTALS *****		100.00	100.00	2.00

NUMBER OF BUSINESS VISITORS (PUBLIC SECTOR) FROM CANADA :	0
FROM TERRIT :	10
NUMBER OF BUSINESS VISITORS (PRIVATE SECTOR) FROM CANADA :	37
FROM TERRIT :	120
NUMBER OF PEMD APPLICATIONS COMMENTED ON :	5
NUMBER OF OCCUPIED OFFICER POSITIONS - CANADA BASED :	1
- LOCALLY ENGAGED :	1

19/05/95

Foreign Affairs and International Trade

TSRPT02E

TRADE TRACKING SYSTEM

WORKLOAD AND OFFICER SUMMARY ACTIVITY REPORT  
FOR QUARTER 3 OF FISCAL YEAR 1994

POST : BUENOS AIRES

	NUMBER	% OFFICER-TIME		TOTAL-TIME PERSON-QTR
		CANADA	LOC-ENG	
A. EXPORT/TRADE/POLICY ENQUIRIES FROM CANADA :	2965	16.50	23.33	1.03
FROM TERRITORIES :	2098	6.00	20.33	0.73
B. VISITS TO CLIENTS IN TERRITORY :	96	11.50	3.66	0.34
C. EXPORT/TRADE/POLICY FAIRS :	1	0.00	0.33	0.01
PROJECTS AND EVENTS MISSIONS :	7	15.50	14.33	0.74
CONFERENCE SEMINARS :	4	3.00	0.66	0.08
OTHER :	3	3.50	0.33	0.08
D. COMMERCIAL* ECONOMIC REPORTS HQ REQUESTED :	7	2.50	3.00	0.14
POST INITIATED :	10	4.00	5.33	0.24
E. COMMUNICATIONS ACTIVITIES :	6	1.50	2.00	0.09
F. INVESTMENT ENQUIRIES FROM CANADA :	8	1.00	2.00	0.08
FROM TERRITORIES :	9	2.00	0.33	0.05
G. TECHNOLOGY INFLOW PROGRAM ENQR'S FRM CANADA :	1	0.00	0.33	0.01
CONNECTIONS ARRANGED :	0	0.00	0.00	0.00
H. PARTICIP'T'N IN PROG-REL EVENTS OUTSIDE POST :		0.00	0.00	0.00
I. SERVICE REQUESTS FM GOV'T SOURCES NGO :	4	0.50	0.33	0.02
HOST GOVERNMENT :	18	1.50	1.66	0.08
OTHER DEPARTMENT :	11	7.00	0.33	0.15
PROVINCES/MUNICIPALITIES :	2	2.00	0.33	0.05
J. ADMINISTRATION: PROGRAM MANAGEMENT & ADMIN. :		8.50	0.00	0.17
LEAVE, PROFESSIONAL DEVELOP :		11.50	21.33	0.87
K. SERVICE TO OTHER MISSION PROGRAMS :		2.00	0.00	0.04
L. TOURISM PROGRAM ACTIVITIES :		0.00	0.00	0.00
***** TOTALS *****		100.00	99.94	5.00

NUMBER OF BUSINESS VISITORS (PUBLIC SECTOR) FROM CANADA : 27  
FROM TERRIT : 19

NUMBER OF BUSINESS VISITORS (PRIVATE SECTOR) FROM CANADA : 178  
FROM TERRIT : 160

NUMBER OF PEMD APPLICATIONS COMMENTED ON : 7

NUMBER OF OCCUPIED OFFICER POSITIONS - CANADA BASED : 2  
- LOCALLY ENGAGED : 3

19/05/95

Foreign Affairs and International Trade

TSRPT02E

TRADE TRACKING SYSTEM

WORKLOAD AND OFFICER SUMMARY ACTIVITY REPORT  
FOR QUARTER 3 OF FISCAL YEAR 1994

POST : CARACAS

	NUMBER	% OFFICER-TIME		TOTAL-TIME PERSON-QTR
		CANADA	LOC-ENG	
A.EXPORT/TRADE/POLICY ENQUIRIES FROM CANADA :	564	33.00	41.40	2.73
FROM TERRITORIES :	632	17.50	27.60	1.73
B.VISITS TO CLIENTS IN TERRITORY :	75	10.00	10.00	0.70
C.EXPORT/TRADE/POLICY PROJECTS AND EVENTS				
FAIRS :	1	2.50	2.00	0.15
MISSIONS :	3	5.00	4.00	0.30
CONFERENCE SEMINARS :	1	0.00	1.00	0.05
OTHER :	3	5.00	4.00	0.30
D.COMMERCIAL* ECONOMIC REPORTS HQ REQUESTED :	2	2.50	1.00	0.10
POST INITIATED :	6	5.00	2.00	0.20
E.COMMUNICATIONS ACTIVITIES :	10	2.50	1.60	0.13
F.INVESTMENT ENQUIRIES				
FROM CANADA :	1	1.00	0.00	0.02
FROM TERRITORIES :	8	2.50	0.40	0.07
G.TECHNOLOGY INFLOW PROGRAM ENQR'S FRM CANADA :	0	0.00	0.00	0.00
CONNECTIONS ARRANGED :	0	0.00	0.00	0.00
H.PARTICPT'N IN PROG-REL EVENTS OUTSIDE POST :		2.50	0.00	0.05
I.SERVICE REQUESTS FM GOV'T SOURCES				
NGO :	6	2.50	1.00	0.10
HOST GOVERNMENT :	5	2.50	1.00	0.10
OTHER DEPARTMENT :	4	2.00	0.80	0.08
PROVINCES/MUNICIPALITIES :	3	1.50	0.60	0.06
J.ADMINISTRATION: PROGRAM MANAGEMENT & ADMIN.:		1.00	0.40	0.04
LEAVE, PROFESSIONAL DEVELOP :		0.00	1.00	0.05
K.SERVICE TO OTHER MISSION PROGRAMS :		1.50	0.20	0.04
L.TOURISM PROGRAM ACTIVITIES :		0.00	0.00	0.00
***** TOTALS *****		100.00	100.00	7.00

NUMBER OF BUSINESS VISITORS (PUBLIC SECTOR) FROM CANADA : 11  
 FROM TERRIT : 16  
 NUMBER OF BUSINESS VISITORS (PRIVATE SECTOR) FROM CANADA : 153  
 FROM TERRIT : 164

NUMBER OF PEMD APPLICATIONS COMMENTED ON : 4

NUMBER OF OCCUPIED OFFICER POSITIONS - CANADA BASED : 2  
- LOCALLY ENGAGED : 5



19/05/95

Foreign Affairs and International Trade

TSRPT02E

TRADE TRACKING SYSTEM

WORKLOAD AND OFFICER SUMMARY ACTIVITY REPORT  
FOR QUARTER 3 OF FISCAL YEAR 1994

POST : GEORGETOWN

	NUMBER	% OFFICER-TIME CANADA	LOC-ENG	TOTAL-TIME PERSON-QTR
A. EXPORT/TRADE/POLICY ENQUIRIES FROM CANADA :	48	8.00	44.00	0.52
FROM TERRITORIES :	13	0.00	10.00	0.10
B. VISITS TO CLIENTS IN TERRITORY :	0	0.00	2.00	0.02
C. EXPORT/TRADE/POLICY PROJECTS AND EVENTS				
FAIRS :	0	0.00	0.00	0.00
MISSIONS :	0	0.00	0.00	0.00
CONFERENCE SEMINARS :	0	0.00	0.00	0.00
OTHER :	0	0.00	0.00	0.00
D. COMMERCIAL* ECONOMIC REPORTS HQ REQUESTED :	5	7.00	0.00	0.07
POST INITIATED :	4	5.00	0.00	0.05
E. COMMUNICATIONS ACTIVITIES :	26	5.00	7.00	0.12
F. INVESTMENT ENQUIRIES FROM CANADA :	5	30.00	10.00	0.40
FROM TERRITORIES :	0	0.00	0.00	0.00
G. TECHNOLOGY INFLOW PROGRAM ENQR'S FRM CANADA :	0	0.00	0.00	0.00
CONNECTIONS ARRANGED :	0	0.00	0.00	0.00
H. PARTICIP'T'N IN PROG-REL EVENTS OUTSIDE POST :		0.00	0.00	0.00
I. SERVICE REQUESTS FM GOV'T SOURCES				
NGO :	0	0.00	0.00	0.00
HOST GOVERNMENT :	2	5.00	0.00	0.05
OTHER DEPARTMENT :	1	0.00	7.00	0.07
PROVINCES/MUNICIPALITIES :	0	0.00	0.00	0.00
J. ADMINISTRATION: PROGRAM MANAGEMENT & ADMIN. :		0.00	0.00	0.00
LEAVE, PROFESSIONAL DEVELOP :		0.00	20.00	0.20
K. SERVICE TO OTHER MISSION PROGRAMS :		40.00	0.00	0.40
L. TOURISM PROGRAM ACTIVITIES :		0.00	0.00	0.00
***** TOTALS *****		100.00	100.00	2.00

NUMBER OF BUSINESS VISITORS (PUBLIC SECTOR) FROM CANADA : 1  
FROM TERRIT : 0

NUMBER OF BUSINESS VISITORS (PRIVATE SECTOR) FROM CANADA : 21  
FROM TERRIT : 10

NUMBER OF PEMD APPLICATIONS COMMENTED ON : 1

NUMBER OF OCCUPIED OFFICER POSITIONS - CANADA BASED : 1  
- LOCALLY ENGAGED : 1

19/05/95

## Foreign Affairs and International Trade

TSRPT02E

## TRADE TRACKING SYSTEM

WORKLOAD AND OFFICER SUMMARY ACTIVITY REPORT  
FOR QUARTER 3 OF FISCAL YEAR 1994

POST : HAVANA

	NUMBER	% OFFICER-TIME		TOTAL-TIME PERSON-QTR
		CANADA	LOC-ENG	
A.EXPORT/TRADE/POLICY ENQUIRIES FROM CANADA :	475	8.00	28.00	0.36
FROM TERRITORIES :	87	1.00	6.00	0.07
B.VISITS TO CLIENTS IN TERRITORY :	56	5.00	5.00	0.10
C.EXPORT/TRADE/POLICY PROJECTS AND EVENTS				
FAIRS :	2	20.00	41.00	0.61
MISSIONS :	5	9.00	9.00	0.18
CONFERENCE SEMINARS :	0	0.00	0.00	0.00
OTHER :	0	0.00	0.00	0.00
D.COMMERCIAL* ECONOMIC REPORTS HQ REQUESTED :	2	1.00	5.00	0.06
POST INITIATED :	6	10.00	0.00	0.10
E.COMMUNICATIONS ACTIVITIES :	4	0.00	4.00	0.04
F.INVESTMENT ENQUIRIES				
FROM CANADA :	45	16.00	1.00	0.17
FROM TERRITORIES :	0	0.00	0.00	0.00
G.TECHNOLOGY INFLOW PROGRAM ENQR'S FRM CANADA :	0	0.00	0.00	0.00
CONNECTIONS ARRANGED :	0	0.00	0.00	0.00
H.PARTICPT'N IN PROG-REL EVENTS OUTSIDE POST :		0.00	0.00	0.00
I.SERVICE REQUESTS FM GOV'T SOURCES				
NGO :	0	0.00	0.00	0.00
HOST GOVERNMENT :	2	0.00	0.00	0.00
OTHER DEPARTMENT :	7	2.00	0.00	0.02
PROVINCES/MUNICIPALITIES :	8	3.00	1.00	0.04
J.ADMINISTRATION: PROGRAM MANAGEMENT & ADMIN.:		7.00	0.00	0.07
LEAVE, PROFESSIONAL DEVELOP :		12.00	0.00	0.12
K.SERVICE TO OTHER MISSION PROGRAMS :		6.00	0.00	0.06
L.TOURISM PROGRAM ACTIVITIES :		0.00	0.00	0.00
***** TOTALS *****		100.00	100.00	2.00

NUMBER OF BUSINESS VISITORS (PUBLIC SECTOR)	FROM CANADA :	5
	FROM TERRIT :	25
NUMBER OF BUSINESS VISITORS (PRIVATE SECTOR)	FROM CANADA :	239
	FROM TERRIT :	62
NUMBER OF PEMD APPLICATIONS COMMENTED ON :		4
NUMBER OF OCCUPIED OFFICER POSITIONS	- CANADA BASED :	1
	- LOCALLY ENGAGED :	1

19/05/95

Foreign Affairs and International Trade

TSRPT02E

TRADE TRACKING SYSTEM

WORKLOAD AND OFFICER SUMMARY ACTIVITY REPORT  
FOR QUARTER 3 OF FISCAL YEAR 1994

POST : KINGSTON

	NUMBER	% OFFICER-TIME		TOTAL-TIME PERSON-QTR
		CANADA	LOC-ENG	
A. EXPORT/TRADE/POLICY ENQUIRIES				
FROM CANADA	: 775	15.00	35.00	0.85
FROM TERRITORIES	: 555	18.00	35.00	0.88
B. VISITS TO CLIENTS IN TERRITORY	: 12	13.00	4.50	0.22
C. EXPORT/TRADE/POLICY PROJECTS AND EVENTS				
FAIRS	: 2	1.00	0.50	0.02
MISSIONS	: 0	0.00	0.00	0.00
CONFERENCE SEMINARS	: 2	1.00	2.50	0.06
OTHER	: 0	0.00	0.00	0.00
D. COMMERCIAL* ECONOMIC REPORTS				
HQ REQUESTED	: 4	5.00	4.50	0.14
POST INITIATED	: 4	2.00	1.50	0.05
E. COMMUNICATIONS ACTIVITIES	: 19	9.00	1.50	0.12
F. INVESTMENT ENQUIRIES				
FROM CANADA	: 2	2.00	0.50	0.03
FROM TERRITORIES	: 2	1.00	0.50	0.02
G. TECHNOLOGY INFLOW PROGRAM ENQR'S FRM CANADA	: 2	5.00	1.00	0.07
CONNECTIONS ARRANGED	: 0	0.00	0.00	0.00
H. PARTICIP'TN IN PROG-REL EVENTS OUTSIDE POST	: 19	6.00	1.50	0.09
I. SERVICE REQUESTS FM GOV'T SOURCES				
NGO	: 20	4.00	3.50	0.11
HOST GOVERNMENT	: 3	2.00	2.00	0.06
OTHER DEPARTMENT	: 4	2.00	2.00	0.06
PROVINCES/MUNICIPALITIES	: 4	2.00	2.00	0.06
J. ADMINISTRATION:				
PROGRAM MANAGEMENT & ADMIN.	: 11	11.00	0.50	0.12
LEAVE, PROFESSIONAL DEVELOP	: 0	0.00	0.00	0.00
K. SERVICE TO OTHER MISSION PROGRAMS	: 1	1.00	1.50	0.04
L. TOURISM PROGRAM ACTIVITIES	: 0	0.00	0.00	0.00
***** TOTALS *****		100.00	100.00	3.00

NUMBER OF BUSINESS VISITORS (PUBLIC SECTOR)	FROM CANADA	: 3
	FROM TERRIT	: 5
NUMBER OF BUSINESS VISITORS (PRIVATE SECTOR)	FROM CANADA	: 29
	FROM TERRIT	: 14
NUMBER OF PEMD APPLICATIONS COMMENTED ON		: 2
NUMBER OF OCCUPIED OFFICER POSITIONS	- CANADA BASED	: 1
	- LOCALLY ENGAGED	: 2

19/05/95

Foreign Affairs and International Trade

TSRPT02E

TRADE TRACKING SYSTEM

WORKLOAD AND OFFICER SUMMARY ACTIVITY REPORT  
FOR QUARTER 3 OF FISCAL YEAR 1994

POST : LIMA

	NUMBER	% OFFICER-TIME		TOTAL-TIME
		CANADA	LOC-ENG	PERSON-QTR
A.EXPORT/TRADE/POLICY ENQUIRIES FROM CANADA :	683	34.00	29.00	0.63
FROM TERRITORIES :	786	31.00	25.00	0.56
B.VISITS TO CLIENTS IN TERRITORY :	112	14.00	6.00	0.20
C.EXPORT/TRADE/POLICY PROJECTS AND EVENTS				
FAIRS :	2	2.00	6.00	0.08
MISSIONS :	1	2.00	9.00	0.11
CONFERENCE SEMINARS :	1	0.00	1.00	0.01
OTHER :	1	0.00	5.00	0.05
D.COMMERCIAL* ECONOMIC REPORTS HQ REQUESTED :	1	0.00	0.00	0.00
POST INITIATED :	1	1.00	4.00	0.05
E.COMMUNICATIONS ACTIVITIES :	58	3.00	0.00	0.03
F.INVESTMENT ENQUIRIES				
FROM CANADA :	28	7.00	6.00	0.13
FROM TERRITORIES :	5	1.00	0.00	0.01
G.TECHNOLOGY INFLOW PROGRAM ENQR'S FRM CANADA :	0	0.00	0.00	0.00
CONNECTIONS ARRANGED :	0	0.00	0.00	0.00
H.PARTICPT'N IN PROG-REL EVENTS OUTSIDE POST :		0.00	0.00	0.00
I.SERVICE REQUESTS FM GOV'T SOURCES				
NGO :	0	0.00	0.00	0.00
HOST GOVERNMENT :	0	0.00	0.00	0.00
OTHER DEPARTMENT :	1	0.00	5.00	0.05
PROVINCES/MUNICIPALITIES :	1	0.00	0.00	0.00
J.ADMINISTRATION: PROGRAM MANAGEMENT & ADMIN.:		0.00	3.00	0.03
LEAVE, PROFESSIONAL DEVELOP :		5.00	1.00	0.06
K.SERVICE TO OTHER MISSION PROGRAMS :		0.00	0.00	0.00
L.TOURISM PROGRAM ACTIVITIES :		0.00	0.00	0.00
***** TOTALS *****		100.00	100.00	2.00

NUMBER OF BUSINESS VISITORS (PUBLIC SECTOR)	FROM CANADA :	7
	FROM TERRIT :	0
NUMBER OF BUSINESS VISITORS (PRIVATE SECTOR)	FROM CANADA :	92
	FROM TERRIT :	340
NUMBER OF PEMD APPLICATIONS COMMENTED ON :		8
NUMBER OF OCCUPIED OFFICER POSITIONS	- CANADA BASED :	1
	- LOCALLY ENGAGED :	1

19/05/95

Foreign Affairs and International Trade

TSRPT02E

TRADE TRACKING SYSTEM

WORKLOAD AND OFFICER SUMMARY ACTIVITY REPORT  
FOR QUARTER 3 OF FISCAL YEAR 1994

POST : MEXICO

	NUMBER	% OFFICER-TIME		TOTAL-TIME
		CANADA	LOC-ENG	PERSON-QTR
A.EXPORT/TRADE/POLICY ENQUIRIES FROM CANADA	: 4401	19.28	26.42	3.20
FROM TERRITORIES	: 2335	14.28	17.14	2.20
B.VISITS TO CLIENTS IN TERRITORY	: 194	7.14	7.14	1.00
C.EXPORT/TRADE/POLICY PROJECTS AND EVENTS FAIRS	: 12	12.14	10.71	1.60
MISSIONS	: 14	6.42	2.85	0.65
CONFERENCE SEMINARS	: 15	3.57	1.42	0.35
OTHER	: 17	2.14	1.42	0.25
D.COMMERCIAL* ECONOMIC REPORTS HQ REQUESTED	: 8	2.14	1.42	0.25
POST INITIATED	: 24	2.85	1.42	0.30
E.COMMUNICATIONS ACTIVITIES	: 32	2.85	0.71	0.25
F.INVESTMENT ENQUIRIES FROM CANADA	: 34	0.71	0.71	0.10
FROM TERRITORIES	: 28	0.71	2.14	0.20
G.TECHNOLOGY INFLOW PROGRAM ENQR'S FRM CANADA	: 0	0.00	0.00	0.00
CONNECTIONS ARRANGED	: 17	0.00	0.71	0.05
H.PARTICPT'N IN PROG-REL EVENTS OUTSIDE POST	: 17	1.42	4.28	0.40
I.SERVICE REQUESTS FM GOV'T SOURCES NGO	: 278	2.14	2.14	0.30
HOST GOVERNMENT	: 96	1.42	2.85	0.30
OTHER DEPARTMENT	: 201	1.42	2.85	0.30
PROVINCES/MUNICIPALITIES	: 76	1.42	1.42	0.20
J.ADMINISTRATION: PROGRAM MANAGEMENT & ADMIN.	: 17	3.57	1.42	0.35
LEAVE, PROFESSIONAL DEVELOP	: 17	5.71	7.14	0.90
K.SERVICE TO OTHER MISSION PROGRAMS	: 17	5.00	2.14	0.50
L.TOURISM PROGRAM ACTIVITIES	: 17	3.57	1.42	0.35
***** TOTALS *****		99.90	99.87	14.00

NUMBER OF BUSINESS VISITORS (PUBLIC SECTOR) FROM CANADA	: 93
FROM TERRIT	: 95
NUMBER OF BUSINESS VISITORS (PRIVATE SECTOR) FROM CANADA	: 526
FROM TERRIT	: 474
NUMBER OF PEMD APPLICATIONS COMMENTED ON	: 18
NUMBER OF OCCUPIED OFFICER POSITIONS -CANADA BASED	: 7
-LOCALLY ENGAGED	: 7

19/05/95

Foreign Affairs and International Trade

TSRPT02E

TRADE TRACKING SYSTEM

WORKLOAD AND OFFICER SUMMARY ACTIVITY REPORT  
FOR QUARTER 3 OF FISCAL YEAR 1994

POST : PORT-OF-SPAIN

	NUMBER	% OFFICER-TIME		TOTAL-TIME PERSON-QTR
		CANADA	LOC-ENG	
A.EXPORT/TRADE/POLICY ENQUIRIES FROM CANADA :	89	0.00	27.00	0.27
FROM TERRITORIES :	116	0.00	40.00	0.40
B.VISITS TO CLIENTS IN TERRITORY :	3	0.00	5.00	0.05
C.EXPORT/TRADE/POLICY PROJECTS AND EVENTS				
FAIRS :	1	0.00	10.00	0.10
MISSIONS :	0	0.00	0.00	0.00
CONFERENCE SEMINARS :	2	0.00	0.00	0.00
OTHER :	0	0.00	0.00	0.00
D.COMMERCIAL* ECONOMIC REPORTS HQ REQUESTED :	0	0.00	0.00	0.00
POST INITIATED :	1	0.00	0.00	0.00
E.COMMUNICATIONS ACTIVITIES :	0	0.00	0.00	0.00
F.INVESTMENT ENQUIRIES				
FROM CANADA :	0	0.00	0.00	0.00
FROM TERRITORIES :	2	0.00	1.00	0.01
G.TECHNOLOGY INFLOW PROGRAM ENQR'S FRM CANADA :	0	0.00	0.00	0.00
CONNECTIONS ARRANGED :	0	0.00	0.00	0.00
H.PARTICPT'N IN PROG-REL EVENTS OUTSIDE POST :		0.00	0.00	0.00
I.SERVICE REQUESTS FM GOV'T SOURCES				
NGO :	2	0.00	5.00	0.05
HOST GOVERNMENT :	0	0.00	0.00	0.00
OTHER DEPARTMENT :	0	0.00	0.00	0.00
PROVINCES/MUNICIPALITIES :	1	0.00	2.00	0.02
J.ADMINISTRATION: PROGRAM MANAGEMENT & ADMIN.:		0.00	10.00	0.10
LEAVE, PROFESSIONAL DEVELOP :		0.00	0.00	0.00
K.SERVICE TO OTHER MISSION PROGRAMS :		0.00	0.00	0.00
L.TOURISM PROGRAM ACTIVITIES :		0.00	0.00	0.00
***** TOTALS *****		0.00	100.00	1.00

NUMBER OF BUSINESS VISITORS (PUBLIC SECTOR) FROM CANADA : 0

FROM TERRIT : 11

NUMBER OF BUSINESS VISITORS (PRIVATE SECTOR) FROM CANADA : 22

FROM TERRIT : 11

NUMBER OF PEMD APPLICATIONS COMMENTED ON : 1

NUMBER OF OCCUPIED OFFICER POSITIONS -CANADA BASED : 0

-LOCALLY ENGAGED : 1

19/05/95

Foreign Affairs and International Trade

TSRPT02E

TRADE TRACKING SYSTEM

WORKLOAD AND OFFICER SUMMARY ACTIVITY REPORT  
FOR QUARTER 3 OF FISCAL YEAR 1994

POST : SAN JOSE

	NUMBER	% OFFICER-TIME		TOTAL-TIME
		CANADA	LOC-ENG	PERSON-QTR
A. EXPORT/TRADE/POLICY ENQUIRIES FROM CANADA :	132	10.00	12.50	0.35
FROM TERRITORIES :	205	10.00	10.00	0.30
B. VISITS TO CLIENTS IN TERRITORY :	128	5.00	12.50	0.30
C. EXPORT/TRADE/POLICY PROJECTS AND EVENTS				
FAIRS :	1	10.00	7.50	0.25
MISSIONS :	1	10.00	7.50	0.25
CONFERENCE SEMINARS :	0	0.00	0.00	0.00
OTHER :	1	0.00	5.00	0.10
D. COMMERCIAL* ECONOMIC REPORTS HQ REQUESTED :	2	10.00	2.50	0.15
POST INITIATED :	0	0.00	0.00	0.00
E. COMMUNICATIONS ACTIVITIES :	0	0.00	0.00	0.00
F. INVESTMENT ENQUIRIES FROM CANADA :	49	10.00	10.00	0.30
FROM TERRITORIES :	20	5.00	5.00	0.15
G. TECHNOLOGY INFLOW PROGRAM ENQR'S FRM CANADA :	0	0.00	0.00	0.00
CONNECTIONS ARRANGED :	0	0.00	0.00	0.00
H. PARTICIP'TN IN PROG-REL EVENTS OUTSIDE POST :		0.00	0.00	0.00
I. SERVICE REQUESTS FM GOV'T SOURCES				
NGO :	20	5.00	5.00	0.15
HOST GOVERNMENT :	25	10.00	7.50	0.25
OTHER DEPARTMENT :	30	5.00	5.00	0.15
PROVINCES/MUNICIPALITIES :	20	10.00	10.00	0.30
J. ADMINISTRATION: PROGRAM MANAGEMENT & ADMIN. :		0.00	0.00	0.00
LEAVE, PROFESSIONAL DEVELOP :		0.00	0.00	0.00
K. SERVICE TO OTHER MISSION PROGRAMS :		0.00	0.00	0.00
L. TOURISM PROGRAM ACTIVITIES :		0.00	0.00	0.00
***** TOTALS *****		100.00	100.00	3.00

NUMBER OF BUSINESS VISITORS (PUBLIC SECTOR)	FROM CANADA :	6
	FROM TERRIT :	3
NUMBER OF BUSINESS VISITORS (PRIVATE SECTOR)	FROM CANADA :	160
	FROM TERRIT :	145
NUMBER OF PEMD APPLICATIONS COMMENTED ON :		0
NUMBER OF OCCUPIED OFFICER POSITIONS	- CANADA BASED :	1
	- LOCALLY ENGAGED :	2

19/05/95

Foreign Affairs and International Trade

TSRPT02E

TRADE TRACKING SYSTEM

WORKLOAD AND OFFICER SUMMARY ACTIVITY REPORT  
FOR QUARTER 3 OF FISCAL YEAR 1994

POST : SANTIAGO

	NUMBER	% OFFICER-TIME		TOTAL-TIME PERSON-QTR
		CANADA	LOC-ENG	
A.EXPORT/TRADE/POLICY ENQUIRIES FROM CANADA :	600	24.33	35.00	1.78
FROM TERRITORIES :	326	9.00	21.33	0.91
B.VISITS TO CLIENTS IN TERRITORY :	105	6.00	8.00	0.42
C.EXPORT/TRADE/POLICY PROJECTS AND EVENTS FAIRS :	4	3.33	14.00	0.52
MISSIONS :	8	13.00	4.66	0.53
CONFERENCE SEMINARS :	7	8.33	0.66	0.27
OTHER :	0	0.00	0.00	0.00
D.COMMERCIAL* ECONOMIC REPORTS HQ REQUESTED :	21	5.33	3.66	0.27
POST INITIATED :	26	6.66	1.66	0.25
E.COMMUNICATIONS ACTIVITIES :	1	0.00	0.00	0.00
F.INVESTMENT ENQUIRIES FROM CANADA :	12	0.33	2.66	0.09
FROM TERRITORIES :	2	0.00	0.00	0.00
G.TECHNOLOGY INFLOW PROGRAM ENQR'S FRM CANADA :	0	0.00	0.00	0.00
CONNECTIONS ARRANGED :	0	0.00	0.00	0.00
H.PARTICPT'N IN PROG-REL EVENTS OUTSIDE POST :		3.33	0.00	0.10
I.SERVICE REQUESTS FM GOV'T SOURCES NGO :	2	0.33	0.00	0.01
HOST GOVERNMENT :	20	4.00	3.33	0.22
OTHER DEPARTMENT :	28	2.00	1.00	0.09
PROVINCES/MUNICIPALITIES :	10	0.33	0.66	0.03
J.ADMINISTRATION: PROGRAM MANAGEMENT & ADMIN.:		6.66	0.00	0.20
LEAVE, PROFESSIONAL DEVELOP :		6.00	3.33	0.28
K.SERVICE TO OTHER MISSION PROGRAMS :		1.00	0.00	0.03
L.TOURISM PROGRAM ACTIVITIES :		0.00	0.00	0.00
***** TOTALS *****		99.96	99.95	6.00

NUMBER OF BUSINESS VISITORS (PUBLIC SECTOR) FROM CANADA :	37
FROM TERRIT :	47
NUMBER OF BUSINESS VISITORS (PRIVATE SECTOR) FROM CANADA :	320
FROM TERRIT :	130
NUMBER OF PEMD APPLICATIONS COMMENTED ON :	7
NUMBER OF OCCUPIED OFFICER POSITIONS - CANADA BASED :	3
- LOCALLY ENGAGED :	3



19/05/95

Foreign Affairs and International Trade

TSRPT02E

TRADE TRACKING SYSTEM

WORKLOAD AND OFFICER SUMMARY ACTIVITY REPORT  
FOR QUARTER 3 OF FISCAL YEAR 1994

POST : SAO PAULO

	NUMBER	% OFFICER-TIME		TOTAL-TIME
		CANADA	LOC-ENG	PERSON-QTR
A.EXPORT/TRADE/POLICY ENQUIRIES FROM CANADA :	648	18.33	23.00	1.70
FROM TERRITORIES :	1002	16.66	18.00	1.40
B.VISITS TO CLIENTS IN TERRITORY :	276	12.66	17.00	1.23
C.EXPORT/TRADE/POLICY PROJECTS AND EVENTS				
FAIRS :	6	6.66	6.40	0.52
MISSIONS :	5	3.00	10.00	0.59
CONFERENCE SEMINARS :	6	1.66	6.00	0.35
OTHER :	0	0.00	0.00	0.00
D.COMMERCIAL* ECONOMIC REPORTS HQ REQUESTED :	6	2.33	0.00	0.07
POST INITIATED :	23	4.33	4.80	0.37
E.COMMUNICATIONS ACTIVITIES :	210	4.33	1.00	0.18
F.INVESTMENT ENQUIRIES				
FROM CANADA :	10	0.66	0.00	0.02
FROM TERRITORIES :	4	1.33	0.00	0.04
G.TECHNOLOGY INFLOW PROGRAM ENQR'S FRM CANADA :	0	0.00	0.00	0.00
CONNECTIONS ARRANGED :	0	0.00	0.00	0.00
H.PARTICPT'N IN PROG-REL EVENTS OUTSIDE POST :		1.66	9.00	0.50
I.SERVICE REQUESTS FM GOV'T SOURCES				
NGO :	8	3.00	0.00	0.09
HOST GOVERNMENT :	7	2.00	0.00	0.06
OTHER DEPARTMENT :	30	3.33	1.80	0.19
PROVINCES/MUNICIPALITIES :	18	3.00	1.00	0.14
J.ADMINISTRATION: PROGRAM MANAGEMENT & ADMIN.:		10.00	1.00	0.35
LEAVE, PROFESSIONAL DEVELOP :		5.00	1.00	0.20
K.SERVICE TO OTHER MISSION PROGRAMS :		0.00	0.00	0.00
L.TOURISM PROGRAM ACTIVITIES :		0.00	0.00	0.00
***** TOTALS *****		99.94	100.00	8.00

NUMBER OF BUSINESS VISITORS (PUBLIC SECTOR)	FROM CANADA :	46
	FROM TERRIT :	69
NUMBER OF BUSINESS VISITORS (PRIVATE SECTOR)	FROM CANADA :	292
	FROM TERRIT :	578
NUMBER OF PEMD APPLICATIONS COMMENTED ON	:	4
NUMBER OF OCCUPIED OFFICER POSITIONS	- CANADA BASED :	3
	- LOCALLY ENGAGED :	5







12/01/93

Foreign Affairs and International Trade

REPORT

TRADE TRACKING SYSTEM

WORKLOAD AND OFFICER SUMMARY REPORT FOR QUARTER 3 OF FISCAL YEAR 1994

REGION

UNITED STATES

UNITED STATES

	UTO	UTI	TOTAL
1. VISITS TO CLIENTS	140	140	280
2. REPORT/TRADE/POLICY PROJECTS AND EVENTS	155	155	310
3. COMMERCIAL ECONOMIC ACTIVITIES	155	155	310
4. INVESTMENT INQUIRIES	155	155	310
5. TECHNOLOGY INFLOW PROGRAMS	155	155	310
6. PARTICIPATION IN PROGRAMS	155	155	310
7. SERVICE REQUESTS FROM CANADIAN SOURCES	155	155	310
8. ADMINISTRATION	155	155	310
9. SERVICE TO OTHER MISSION MEMBERS	155	155	310
10. TECHNICAL PROGRAM ACTIVITIES	155	155	310
<b>TOTAL</b>	<b>155</b>	<b>155</b>	<b>310</b>

NUMBER OF BUSINESS VISITS FROM CANADA	286
NUMBER OF BUSINESS VISITS FROM TEXAS	473
NUMBER OF BUSINESS VISITS FROM CANADA FROM TEXAS	2152
NUMBER OF BUSINESS VISITS FROM TEXAS FROM CANADA	1143
NUMBER OF OCCUPIED OFFICE HOURS FROM CANADA	39
NUMBER OF OCCUPIED OFFICE HOURS FROM TEXAS	65

\* Quarterly reports for these posts were not available.



19/05/95

Foreign Affairs and International Trade

TSRPT02E

TRADE TRACKING SYSTEM

WORKLOAD AND OFFICER SUMMARY ACTIVITY REPORT  
FOR QUARTER 3 OF FISCAL YEAR 1994

REGION : UNITED STATES

	NUMBER	% OFFICER-TIME		TOTAL-TIME PERSON-QTR
		CANADA	LOC-ENG	
A. EXPORT/TRADE/POLICY ENQUIRIES FROM CANADA	: 8328	12.78	22.55	19.52
FROM TERRITORIES	: 5934	10.15	15.06	13.65
B. VISITS TO CLIENTS IN TERRITORY	: 1450	9.50	6.67	7.95
C. EXPORT/TRADE/POLICY PROJECTS AND EVENTS				
FAIRS	: 98	3.34	5.29	4.71
MISSIONS	: 70	2.31	7.12	5.51
CONFERENCE SEMINARS	: 184	5.60	4.07	4.78
OTHER	: 87	1.68	1.41	1.56
D. COMMERCIAL* ECONOMIC REPORTS HQ REQUESTED	: 39	1.55	0.64	1.01
POST INITIATED	: 150	3.65	2.43	2.97
E. COMMUNICATIONS ACTIVITIES	: 350	4.23	1.23	2.41
F. INVESTMENT ENQUIRIES				
FROM CANADA	: 232	1.73	1.53	1.66
FROM TERRITORIES	: 183	2.28	1.87	2.09
G. TECHNOLOGY INFLOW PROGRAM ENQR'S FRM CANADA	: 101	1.07	0.46	0.71
CONNECTIONS ARRANGED	: 81	0.71	0.33	0.49
H. PARTICIP'TN IN PROG-REL EVENTS OUTSIDE POST	: 1.71	1.71	2.32	2.16
I. SERVICE REQUESTS FM GOV'T SOURCES				
NGO	: 107	1.68	0.50	0.97
HOST GOVERNMENT	: 136	1.50	0.83	1.11
OTHER DEPARTMENT	: 185	1.97	0.95	1.37
PROVINCES/MUNICIPALITIES	: 273	2.10	2.01	2.11
J. ADMINISTRATION: PROGRAM MANAGEMENT & ADMIN.	: 19.92	19.92	2.96	9.50
LEAVE, PROFESSIONAL DEVELOP	: 5.71	5.71	5.23	5.57
K. SERVICE TO OTHER MISSION PROGRAMS	: 3.94	3.94	0.44	1.79
L. TOURISM PROGRAM ACTIVITIES	: 0.78	0.78	14.00	9.40
***** TOTALS *****		99.89	99.90	103.00

NUMBER OF BUSINESS VISITORS (PUBLIC SECTOR) FROM CANADA : 246  
FROM TERRIT : 473  
NUMBER OF BUSINESS VISITORS (PRIVATE SECTOR) FROM CANADA : 2162  
FROM TERRIT : 1340

NUMBER OF PEMD APPLICATIONS COMMENTED ON : 237

NUMBER OF OCCUPIED OFFICER POSITIONS - CANADA BASED : 38  
- LOCALLY ENGAGED : 65

19/05/95

## Foreign Affairs and International Trade

TSRPT02E

## TRADE TRACKING SYSTEM

WORKLOAD AND OFFICER SUMMARY ACTIVITY REPORT  
FOR QUARTER 3 OF FISCAL YEAR 1994

POST : ATLANTA

	NUMBER	% OFFICER-TIME		TOTAL-TIME PERSON-QTR
		CANADA	LOC-ENG	
A.EXPORT/TRADE/POLICY ENQUIRIES FROM CANADA :	930	9.80	18.80	1.43
FROM TERRITORIES :	1083	12.80	22.60	1.77
B.VISITS TO CLIENTS IN TERRITORY :	213	6.00	11.40	0.87
C.EXPORT/TRADE/POLICY PROJECTS AND EVENTS				
FAIRS :	19	6.00	7.20	0.66
MISSIONS :	8	4.00	5.40	0.47
CONFERENCE SEMINARS :	28	5.20	3.20	0.42
OTHER :	5	1.00	0.40	0.07
D.COMMERCIAL* ECONOMIC REPORTS HQ REQUESTED :	5	1.00	1.00	0.10
POST INITIATED :	22	7.80	2.20	0.50
E.COMMUNICATIONS ACTIVITIES :	25	9.00	1.60	0.53
F.INVESTMENT ENQUIRIES				
FROM CANADA :	99	1.60	1.80	0.17
FROM TERRITORIES :	0	0.00	0.00	0.00
G.TECHNOLOGY INFLOW PROGRAM ENQR'S FRM CANADA :	45	0.00	2.40	0.12
CONNECTIONS ARRANGED :	14	0.00	1.00	0.05
H.PARTICPT'N IN PROG-REL EVENTS OUTSIDE POST :		1.80	3.00	0.24
I.SERVICE REQUESTS FM GOV'T SOURCES				
NGO :	6	1.00	0.40	0.07
HOST GOVERNMENT :	15	1.00	0.80	0.09
OTHER DEPARTMENT :	5	1.80	0.60	0.12
PROVINCES/MUNICIPALITIES :	28	2.60	0.80	0.17
J.ADMINISTRATION: PROGRAM MANAGEMENT & ADMIN.:		14.60	8.20	1.14
LEAVE, PROFESSIONAL DEVELOP :		4.40	5.40	0.49
K.SERVICE TO OTHER MISSION PROGRAMS :		6.20	1.80	0.40
L.TOURISM PROGRAM ACTIVITIES :		2.40	0.00	0.12
***** TOTALS *****		100.00	100.00	10.00

NUMBER OF BUSINESS VISITORS (PUBLIC SECTOR) FROM CANADA : 19

FROM TERRIT : 34

NUMBER OF BUSINESS VISITORS (PRIVATE SECTOR) FROM CANADA : 476

FROM TERRIT : 467

NUMBER OF PEMD APPLICATIONS COMMENTED ON : 55

NUMBER OF OCCUPIED OFFICER POSITIONS - CANADA BASED : 5

- LOCALLY ENGAGED : 5



19/05/95

Foreign Affairs and International Trade

TSRPT02E

TRADE TRACKING SYSTEM

WORKLOAD AND OFFICER SUMMARY ACTIVITY REPORT  
FOR QUARTER 3 OF FISCAL YEAR 1994

POST : BOSTON

	NUMBER	% OFFICER-TIME		TOTAL-TIME
		CANADA	LOC-ENG	PERSON-QTR
A.EXPORT/TRADE/POLICY ENQUIRIES FROM CANADA :	834	13.25	37.60	2.41
FROM TERRITORIES :	277	11.75	15.00	1.22
B.VISITS TO CLIENTS IN TERRITORY :	53	1.75	8.20	0.48
C.EXPORT/TRADE/POLICY PROJECTS AND EVENTS				
FAIRS :	6	2.25	4.60	0.32
MISSIONS :	15	6.00	11.20	0.80
CONFERENCE SEMINARS :	9	3.00	3.40	0.29
OTHER :	2	0.00	2.40	0.12
D.COMMERCIAL* ECONOMIC REPORTS HQ REQUESTED :	6	4.00	0.60	0.19
POST INITIATED :	7	4.50	0.40	0.20
E.COMMUNICATIONS ACTIVITIES :	19	8.00	1.20	0.38
F.INVESTMENT ENQUIRIES				
FROM CANADA :	12	6.75	0.80	0.31
FROM TERRITORIES :	5	1.50	1.60	0.14
G.TECHNOLOGY INFLOW PROGRAM ENQR'S FRM CANADA :	6	5.25	0.40	0.23
CONNECTIONS ARRANGED :	17	2.25	1.40	0.16
H.PARTICPT'N IN PROG-REL EVENTS OUTSIDE POST :		1.25	1.00	0.10
I.SERVICE REQUESTS FM GOV'T SOURCES				
NGO :	6	5.50	0.00	0.22
HOST GOVERNMENT :	25	5.00	4.20	0.41
OTHER DEPARTMENT :	31	6.75	1.60	0.35
PROVINCES/MUNICIPALITIES :	12	2.75	1.40	0.18
J.ADMINISTRATION: PROGRAM MANAGEMENT & ADMIN.:		3.50	0.60	0.17
LEAVE, PROFESSIONAL DEVELOP :		1.75	1.40	0.14
K.SERVICE TO OTHER MISSION PROGRAMS :		2.75	1.00	0.16
L.TOURISM PROGRAM ACTIVITIES :		0.50	0.00	0.02
***** TOTALS *****		100.00	100.00	9.00

NUMBER OF BUSINESS VISITORS (PUBLIC SECTOR)	FROM CANADA :	44
	FROM TERRIT :	9
NUMBER OF BUSINESS VISITORS (PRIVATE SECTOR)	FROM CANADA :	142
	FROM TERRIT :	78
NUMBER OF PEMD APPLICATIONS COMMENTED ON :		17
NUMBER OF OCCUPIED OFFICER POSITIONS	-CANADA BASED :	4
	-LOCALLY ENGAGED :	5

19/05/95

Foreign Affairs and International Trade

TSRPT02E

TRADE TRACKING SYSTEM

WORKLOAD AND OFFICER SUMMARY ACTIVITY REPORT  
FOR QUARTER 3 OF FISCAL YEAR 1994

POST : BUFFALO

	NUMBER	% OFFICER-TIME		TOTAL-TIME
		CANADA	LOC-ENG	PERSON-QTR
A.EXPORT/TRADE/POLICY ENQUIRIES FROM CANADA	: 736	35.00	20.42	1.78
FROM TERRITORIES	: 160	5.00	8.57	0.65
B.VISITS TO CLIENTS IN TERRITORY	: 62	30.00	3.42	0.54
C.EXPORT/TRADE/POLICY PROJECTS AND EVENTS				
FAIRS	: 7	2.00	3.71	0.28
MISSIONS	: 12	0.00	13.00	0.91
CONFERENCE SEMINARS	: 18	0.00	7.42	0.52
OTHER	: 9	0.00	2.57	0.18
D.COMMERCIAL* ECONOMIC REPORTS HQ REQUESTED	: 0	0.00	0.00	0.00
POST INITIATED	: 6	3.00	0.57	0.07
E.COMMUNICATIONS ACTIVITIES	: 7	2.00	0.71	0.07
F.INVESTMENT ENQUIRIES				
FROM CANADA	: 8	0.00	1.14	0.08
FROM TERRITORIES	: 12	0.00	1.14	0.08
G.TECHNOLOGY INFLOW PROGRAM ENQR'S FRM CANADA	: 0	0.00	0.00	0.00
CONNECTIONS ARRANGED	: 0	0.00	0.00	0.00
H.PARTICPT'N IN PROG-REL EVENTS OUTSIDE POST	: 0	0.00	1.00	0.07
I.SERVICE REQUESTS FM GOV'T SOURCES				
NGO	: 4	0.00	0.14	0.01
HOST GOVERNMENT	: 2	2.00	0.14	0.03
OTHER DEPARTMENT	: 7	0.00	0.71	0.05
PROVINCES/MUNICIPALITIES	: 32	3.00	4.28	0.33
J.ADMINISTRATION: PROGRAM MANAGEMENT & ADMIN.	: 10.00	1.00	0.17	
LEAVE, PROFESSIONAL DEVELOP	: 3.00	1.42	0.13	
K.SERVICE TO OTHER MISSION PROGRAMS	: 5.00	0.00	0.05	
L.TOURISM PROGRAM ACTIVITIES	: 0.00	28.57	2.00	
***** TOTALS *****		100.00	99.93	8.00

NUMBER OF BUSINESS VISITORS (PUBLIC SECTOR)	FROM CANADA	: 8
	FROM TERRIT	: 0
NUMBER OF BUSINESS VISITORS (PRIVATE SECTOR)	FROM CANADA	: 126
	FROM TERRIT	: 22
NUMBER OF PEMD APPLICATIONS COMMENTED ON		: 16
NUMBER OF OCCUPIED OFFICER POSITIONS	- CANADA BASED	: 1
	- LOCALLY ENGAGED	: 7

19/05/95

## Foreign Affairs and International Trade

TSRPT02E

## TRADE TRACKING SYSTEM

WORKLOAD AND OFFICER SUMMARY ACTIVITY REPORT  
FOR QUARTER 3 OF FISCAL YEAR 1994

POST : CHICAGO

	NUMBER	% OFFICER-TIME CANADA	LOC-ENG	TOTAL-TIME PERSON-QTR
A. EXPORT/TRADE/POLICY ENQUIRIES FROM CANADA :	756	1.50	19.16	1.18
FROM TERRITORIES :	847	3.50	18.66	1.19
B. VISITS TO CLIENTS IN TERRITORY :	123	15.00	7.33	0.74
C. EXPORT/TRADE/POLICY PROJECTS AND EVENTS				
FAIRS :	18	0.00	9.00	0.54
MISSIONS :	1	0.50	4.33	0.27
CONFERENCE SEMINARS :	30	3.50	4.66	0.35
OTHER :	25	5.50	1.33	0.19
D. COMMERCIAL* ECONOMIC REPORTS HQ REQUESTED :	5	0.00	0.33	0.02
POST INITIATED :	10	0.50	1.83	0.12
E. COMMUNICATIONS ACTIVITIES :	51	6.50	5.83	0.48
F. INVESTMENT ENQUIRIES				
FROM CANADA :	30	2.00	2.50	0.19
FROM TERRITORIES :	9	2.00	3.00	0.22
G. TECHNOLOGY INFLOW PROGRAM ENQR'S FRM CANADA :	5	0.00	0.50	0.03
CONNECTIONS ARRANGED :	0	0.00	0.00	0.00
H. PARTICIP'TN IN PROG-REL EVENTS OUTSIDE POST :		0.00	1.33	0.08
I. SERVICE REQUESTS FM GOV'T SOURCES				
NGO :	10	0.00	1.00	0.06
HOST GOVERNMENT :	3	1.00	0.16	0.03
OTHER DEPARTMENT :	16	0.00	3.66	0.22
PROVINCES/MUNICIPALITIES :	69	5.50	5.00	0.41
J. ADMINISTRATION: PROGRAM MANAGEMENT & ADMIN. :		38.00	4.83	1.05
LEAVE, PROFESSIONAL DEVELOP :		5.50	4.33	0.37
K. SERVICE TO OTHER MISSION PROGRAMS :		6.50	1.16	0.20
L. TOURISM PROGRAM ACTIVITIES :		3.00	0.00	0.06
***** TOTALS *****		100.00	99.93	8.00

NUMBER OF BUSINESS VISITORS (PUBLIC SECTOR)	FROM CANADA :	9
	FROM TERRIT :	5
NUMBER OF BUSINESS VISITORS (PRIVATE SECTOR)	FROM CANADA :	287
	FROM TERRIT :	104
NUMBER OF PEMD APPLICATIONS COMMENTED ON :		32
NUMBER OF OCCUPIED OFFICER POSITIONS	- CANADA BASED :	2
	- LOCALLY ENGAGED :	6

19/05/95

Foreign Affairs and International Trade

TSRPT02E

TRADE TRACKING SYSTEM

WORKLOAD AND OFFICER SUMMARY ACTIVITY REPORT  
FOR QUARTER 3 OF FISCAL YEAR 1994

POST : DALLAS

	NUMBER	% OFFICER-TIME		TOTAL-TIME PERSON-QTR
		CANADA	LOC-ENG	
A.EXPORT/TRADE/POLICY ENQUIRIES FROM CANADA	: 169	18.00	19.75	1.15
FROM TERRITORIES	: 160	11.00	15.50	0.84
B.VISITS TO CLIENTS IN TERRITORY	: 48	25.00	8.50	0.84
C.EXPORT/TRADE/POLICY PROJECTS AND EVENTS FAIRS	: 4	3.50	5.50	0.29
MISSIONS	: 2	1.50	9.25	0.40
CONFERENCE SEMINARS	: 7	4.50	2.75	0.20
OTHER	: 2	1.50	2.25	0.12
D.COMMERCIAL* ECONOMIC REPORTS HQ REQUESTED	: 0	1.00	0.00	0.02
POST INITIATED	: 1	0.00	0.00	0.00
E.COMMUNICATIONS ACTIVITIES	: 147	1.00	2.75	0.13
F.INVESTMENT ENQUIRIES FROM CANADA	: 4	0.00	7.25	0.29
FROM TERRITORIES	: 5	0.00	3.50	0.14
G.TECHNOLOGY INFLOW PROGRAM ENQR'S FRM CANADA	: 1	0.50	0.25	0.02
CONNECTIONS ARRANGED	: 3	0.00	0.00	0.00
H.PARTICPT'N IN PROG-REL EVENTS OUTSIDE POST	: 0.00	0.00	0.00	0.00
I.SERVICE REQUESTS FM GOV'T SOURCES NGO	: 7	0.00	0.00	0.00
HOST GOVERNMENT	: 0	0.00	0.00	0.00
OTHER DEPARTMENT	: 0	0.00	0.25	0.01
PROVINCES/MUNICIPALITIES	: 12	0.00	1.50	0.06
J.ADMINISTRATION: PROGRAM MANAGEMENT & ADMIN.	: 12.50	4.25	0.42	
LEAVE, PROFESSIONAL DEVELOP	: 18.50	14.75	0.96	
K.SERVICE TO OTHER MISSION PROGRAMS	: 1.50	0.00	0.03	
L.TOURISM PROGRAM ACTIVITIES	: 0.00	2.00	0.08	
***** TOTALS *****		100.00	100.00	6.00

NUMBER OF BUSINESS VISITORS (PUBLIC SECTOR) FROM CANADA	: 11
FROM TERRIT	: 14
NUMBER OF BUSINESS VISITORS (PRIVATE SECTOR) FROM CANADA	: 37
FROM TERRIT	: 32
NUMBER OF PEMD APPLICATIONS COMMENTED ON	: 20
NUMBER OF OCCUPIED OFFICER POSITIONS - CANADA BASED	: 2
- LOCALLY ENGAGED	: 4

19/05/95

Foreign Affairs and International Trade

TSRPT02E

TRADE TRACKING SYSTEM

WORKLOAD AND OFFICER SUMMARY ACTIVITY REPORT  
FOR QUARTER 3 OF FISCAL YEAR 1994

POST : DETROIT

	NUMBER	% OFFICER-TIME CANADA	LOC-ENG	TOTAL-TIME PERSON-QTR
A.EXPORT/TRADE/POLICY ENQUIRIES FROM CANADA	: 974	11.60	30.00	2.08
FROM TERRITORIES	: 743	9.20	16.40	1.28
B.VISITS TO CLIENTS IN TERRITORY	: 98	12.00	7.20	0.96
C.EXPORT/TRADE/POLICY PROJECTS AND EVENTS				
FAIRS	: 8	1.60	9.80	0.57
MISSIONS	: 5	1.60	7.20	0.44
CONFERENCE SEMINARS	: 7	2.80	3.60	0.32
OTHER	: 5	5.00	0.60	0.28
D.COMMERCIAL* ECONOMIC REPORTS HQ REQUESTED	: 1	2.20	0.00	0.11
POST INITIATED	: 7	2.40	0.40	0.14
E.COMMUNICATIONS ACTIVITIES	: 0	1.00	0.00	0.05
F.INVESTMENT ENQUIRIES				
FROM CANADA	: 26	0.80	2.60	0.17
FROM TERRITORIES	: 37	1.60	3.20	0.24
G.TECHNOLOGY INFLOW PROGRAM ENQR'S FRM CANADA	: 18	2.40	0.00	0.12
CONNECTIONS ARRANGED	: 33	3.00	0.00	0.15
H.PARTICPT'N IN PROG-REL EVENTS OUTSIDE POST	: 0	2.80	0.00	0.14
I.SERVICE REQUESTS FM GOV'T SOURCES				
NGO	: 8	0.00	2.60	0.13
HOST GOVERNMENT	: 37	1.00	2.40	0.17
OTHER DEPARTMENT	: 20	1.20	0.80	0.10
PROVINCES/MUNICIPALITIES	: 17	1.80	0.80	0.13
J.ADMINISTRATION: PROGRAM MANAGEMENT & ADMIN.	: 0	28.40	11.60	2.00
LEAVE, PROFESSIONAL DEVELOP	: 0	3.80	0.80	0.23
K.SERVICE TO OTHER MISSION PROGRAMS	: 0	1.80	0.00	0.09
L.TOURISM PROGRAM ACTIVITIES	: 0	2.00	0.00	0.10
***** TOTALS *****		100.00	100.00	10.00

NUMBER OF BUSINESS VISITORS (PUBLIC SECTOR) FROM CANADA : 23

FROM TERRIT : 22

NUMBER OF BUSINESS VISITORS (PRIVATE SECTOR) FROM CANADA : 49

FROM TERRIT : 35

NUMBER OF PEMD APPLICATIONS COMMENTED ON : 9

NUMBER OF OCCUPIED OFFICER POSITIONS -CANADA BASED : 5

-LOCALLY ENGAGED : 5

19/05/95

Foreign Affairs and International Trade

TSRPT02E

TRADE TRACKING SYSTEM

WORKLOAD AND OFFICER SUMMARY ACTIVITY REPORT  
FOR QUARTER 3 OF FISCAL YEAR 1994

POST : LOS ANGELES

	NUMBER	% OFFICER-TIME		TOTAL-TIME PERSON-QTR
		CANADA	LOC-ENG	
A.EXPORT/TRADE/POLICY ENQUIRIES FROM CANADA	: 952	13.33	18.88	2.50
FROM TERRITORIES	: 1020	13.33	13.88	2.05
B.VISITS TO CLIENTS IN TERRITORY	: 430	10.00	10.00	1.50
C.EXPORT/TRADE/POLICY PROJECTS AND EVENTS				
FAIRS	: 5	5.00	7.77	1.00
MISSIONS	: 1	0.00	2.22	0.20
CONFERENCE SEMINARS	: 6	5.00	7.77	1.00
OTHER	: 2	0.00	2.22	0.20
D.COMMERCIAL* ECONOMIC REPORTS HQ REQUESTED	: 6	1.66	2.22	0.30
POST INITIATED	: 28	3.33	3.33	0.50
E.COMMUNICATIONS ACTIVITIES	: 13	3.33	0.55	0.25
F.INVESTMENT ENQUIRIES				
FROM CANADA	: 18	1.66	1.11	0.20
FROM TERRITORIES	: 43	4.16	2.22	0.45
G.TECHNOLOGY INFLOW PROGRAM ENQR'S FRM CANADA	: 3	0.00	1.11	0.10
CONNECTIONS ARRANGED	: 1	0.00	1.11	0.10
H.PARTICPT'N IN PROG-REL EVENTS OUTSIDE POST	: 2.50	4.44	0.55	
I.SERVICE REQUESTS FM GOV'T SOURCES				
NGO	: 5	1.66	1.11	0.20
HOST GOVERNMENT	: 3	0.83	0.55	0.10
OTHER DEPARTMENT	: 7	0.83	1.11	0.15
PROVINCES/MUNICIPALITIES	: 26	1.66	3.33	0.40
J.ADMINISTRATION: PROGRAM MANAGEMENT & ADMIN.:		20.00	0.55	1.25
LEAVE, PROFESSIONAL DEVELOP	: 5.00	14.44	1.60	
K.SERVICE TO OTHER MISSION PROGRAMS	: 6.66	0.00	0.40	
L.TOURISM PROGRAM ACTIVITIES	: 0.00	0.00	0.00	
***** TOTALS *****		99.94	99.92	15.00

NUMBER OF BUSINESS VISITORS (PUBLIC SECTOR) FROM CANADA : 43

FROM TERRIT : 16

NUMBER OF BUSINESS VISITORS (PRIVATE SECTOR) FROM CANADA : 346

FROM TERRIT : 178

NUMBER OF PEMD APPLICATIONS COMMENTED ON : 52

NUMBER OF OCCUPIED OFFICER POSITIONS -CANADA BASED : 6

-LOCALLY ENGAGED : 9

19/05/95

## Foreign Affairs and International Trade

TSRPT02E

## TRADE TRACKING SYSTEM

WORKLOAD AND OFFICER SUMMARY ACTIVITY REPORT  
FOR QUARTER 3 OF FISCAL YEAR 1994

POST : MINNEAPOLIS

	NUMBER	% OFFICER-TIME CANADA	LOC-ENG	TOTAL-TIME PERSON-QTR
A. EXPORT/TRADE/POLICY ENQUIRIES FROM CANADA :	543	14.00	17.75	0.99
FROM TERRITORIES :	295	3.50	19.00	0.83
B. VISITS TO CLIENTS IN TERRITORY :	146	2.00	9.50	0.42
C. EXPORT/TRADE/POLICY PROJECTS AND EVENTS				
FAIRS :	5	3.00	3.25	0.19
MISSIONS :	3	0.00	6.50	0.26
CONFERENCE SEMINARS :	10	6.50	2.50	0.23
OTHER :	5	3.50	0.25	0.08
D. COMMERCIAL* ECONOMIC REPORTS HQ REQUESTED :	11	1.00	2.25	0.11
POST INITIATED :	14	1.00	3.25	0.15
E. COMMUNICATIONS ACTIVITIES :	20	8.00	1.25	0.21
F. INVESTMENT ENQUIRIES				
FROM CANADA :	4	0.50	1.75	0.08
FROM TERRITORIES :	11	0.00	5.00	0.20
G. TECHNOLOGY INFLOW PROGRAM ENQR'S FRM CANADA :	2	0.00	0.25	0.01
CONNECTIONS ARRANGED :	0	0.00	0.00	0.00
H. PARTICIP'TN IN PROG-REL EVENTS OUTSIDE POST :		5.00	7.50	0.40
I. SERVICE REQUESTS FM GOV'T SOURCES				
NGO :	2	0.00	0.25	0.01
HOST GOVERNMENT :	11	1.00	1.25	0.07
OTHER DEPARTMENT :	7	0.50	1.25	0.06
PROVINCES/MUNICIPALITIES :	31	2.00	4.50	0.22
J. ADMINISTRATION: PROGRAM MANAGEMENT & ADMIN. :		32.50	3.25	0.78
LEAVE, PROFESSIONAL DEVELOP :		5.00	7.00	0.38
K. SERVICE TO OTHER MISSION PROGRAMS :		11.00	2.00	0.30
L. TOURISM PROGRAM ACTIVITIES :		0.00	0.50	0.02
***** TOTALS *****		100.00	100.00	6.00

NUMBER OF BUSINESS VISITORS (PUBLIC SECTOR) FROM CANADA : 7  
FROM TERRIT : 17  
NUMBER OF BUSINESS VISITORS (PRIVATE SECTOR) FROM CANADA : 12  
FROM TERRIT : 152

NUMBER OF PEMD APPLICATIONS COMMENTED ON : 16

NUMBER OF OCCUPIED OFFICER POSITIONS - CANADA BASED : 2  
- LOCALLY ENGAGED : 4

19/05/95

Foreign Affairs and International Trade

TSRPT02E

TRADE TRACKING SYSTEM

WORKLOAD AND OFFICER SUMMARY ACTIVITY REPORT  
FOR QUARTER 3 OF FISCAL YEAR 1994

POST : NEW YORK, CONSULATE GENERAL

	NUMBER	% OFFICER-TIME		TOTAL-TIME
		CANADA	LOC-ENG	PERSON-QTR
A.EXPORT/TRADE/POLICY ENQUIRIES FROM CANADA	: 340	0.50	31.60	1.60
FROM TERRITORIES	: 381	2.50	30.00	1.60
B.VISITS TO CLIENTS IN TERRITORY	: 77	10.25	6.20	0.72
C.EXPORT/TRADE/POLICY PROJECTS AND EVENTS				
FAIRS	: 3	0.50	4.20	0.23
MISSIONS	: 7	1.75	10.20	0.58
CONFERENCE SEMINARS	: 42	17.75	4.00	0.91
OTHER	: 5	0.50	3.00	0.17
D.COMMERCIAL* ECONOMIC REPORTS HQ REQUESTED	: 1	2.50	0.00	0.10
POST INITIATED	: 17	4.25	6.40	0.49
E.COMMUNICATIONS ACTIVITIES	: 4	1.50	0.00	0.06
F.INVESTMENT ENQUIRIES				
FROM CANADA	: 6	1.50	0.80	0.10
FROM TERRITORIES	: 28	8.75	3.00	0.50
G.TECHNOLOGY INFLOW PROGRAM ENQR'S FRM CANADA	: 3	0.25	0.00	0.01
CONNECTIONS ARRANGED	: 5	0.50	0.00	0.02
H.PARTICPT'N IN PROG-REL EVENTS OUTSIDE POST	: 1.25	0.00		0.05
I.SERVICE REQUESTS FM GOV'T SOURCES				
NGO	: 38	3.75	0.00	0.15
HOST GOVERNMENT	: 1	1.25	0.00	0.05
OTHER DEPARTMENT	: 45	4.25	0.00	0.17
PROVINCES/MUNICIPALITIES	: 0	0.00	0.00	0.00
J.ADMINISTRATION: PROGRAM MANAGEMENT & ADMIN.	: 30.25	0.60		1.24
LEAVE, PROFESSIONAL DEVELOP	: 6.25	0.00		0.25
K.SERVICE TO OTHER MISSION PROGRAMS	: 0.00	0.00		0.00
L.TOURISM PROGRAM ACTIVITIES	: 0.00	0.00		0.00
***** TOTALS *****		100.00	100.00	9.00

NUMBER OF BUSINESS VISITORS (PUBLIC SECTOR)	FROM CANADA	: 0
	FROM TERRIT	: 0
NUMBER OF BUSINESS VISITORS (PRIVATE SECTOR)	FROM CANADA	: 0
	FROM TERRIT	: 0
NUMBER OF PEMD APPLICATIONS COMMENTED ON		: 0
NUMBER OF OCCUPIED OFFICER POSITIONS	- CANADA BASED	: 4
	- LOCALLY ENGAGED	: 5



19/05/95

## Foreign Affairs and International Trade

TSRPT02E

## TRADE TRACKING SYSTEM

WORKLOAD AND OFFICER SUMMARY ACTIVITY REPORT  
FOR QUARTER 3 OF FISCAL YEAR 1994

POST : SEATTLE

	NUMBER	% OFFICER-TIME CANADA	LOC-ENG	TOTAL-TIME PERSON-QTR
A.EXPORT/TRADE/POLICY ENQUIRIES FROM CANADA :	717	15.00	19.62	1.87
FROM TERRITORIES :	414	13.50	6.25	0.77
B.VISITS TO CLIENTS IN TERRITORY :	93	14.00	3.25	0.54
C.EXPORT/TRADE/POLICY PROJECTS AND EVENTS				
FAIRS :	10	2.00	2.12	0.21
MISSIONS :	5	0.50	6.62	0.54
CONFERENCE SEMINARS :	10	7.50	1.62	0.28
OTHER :	4	2.50	0.25	0.07
D.COMMERCIAL* ECONOMIC REPORTS HQ REQUESTED :	1	1.00	0.12	0.03
POST INITIATED :	14	5.00	1.12	0.19
E.COMMUNICATIONS ACTIVITIES :	9	2.50	0.00	0.05
F.INVESTMENT ENQUIRIES				
FROM CANADA :	10	0.50	0.12	0.02
FROM TERRITORIES :	15	0.50	0.37	0.04
G.TECHNOLOGY INFLOW PROGRAM ENQR'S FRM CANADA :	3	2.50	0.12	0.06
CONNECTIONS ARRANGED :	0	0.00	0.00	0.00
H.PARTICPT'N IN PROG-REL EVENTS OUTSIDE POST :		0.00	3.12	0.25
I.SERVICE REQUESTS FM GOV'T SOURCES				
NGO :	8	3.50	0.00	0.07
HOST GOVERNMENT :	13	2.50	0.12	0.06
OTHER DEPARTMENT :	7	1.00	0.12	0.03
PROVINCES/MUNICIPALITIES :	17	4.00	0.12	0.09
J.ADMINISTRATION: PROGRAM MANAGEMENT & ADMIN.:		16.00	0.87	0.39
LEAVE, PROFESSIONAL DEVELOP :		6.00	4.00	0.44
K.SERVICE TO OTHER MISSION PROGRAMS :		0.00	0.00	0.00
L.TOURISM PROGRAM ACTIVITIES :		0.00	50.00	4.00
***** TOTALS *****		100.00	99.93	10.00

NUMBER OF BUSINESS VISITORS (PUBLIC SECTOR)	FROM CANADA :	36
	FROM TERRIT :	30
NUMBER OF BUSINESS VISITORS (PRIVATE SECTOR)	FROM CANADA :	485
	FROM TERRIT :	134

NUMBER OF PEMD APPLICATIONS COMMENTED ON	:	6
--	---	---

NUMBER OF OCCUPIED OFFICER POSITIONS	-CANADA BASED :	2
	-LOCALLY ENGAGED :	8

19/05/95

Foreign Affairs and International Trade

TSRPT02E

TRADE TRACKING SYSTEM

WORKLOAD AND OFFICER SUMMARY ACTIVITY REPORT  
FOR QUARTER 3 OF FISCAL YEAR 1994

POST : WASHINGTON

	NUMBER	% OFFICER-TIME		TOTAL-TIME PERSON-QTR
		CANADA	LOC-ENG	
A.EXPORT/TRADE/POLICY ENQUIRIES FROM CANADA	: 1377	22.40	20.14	2.53
FROM TERRITORIES	: 554	14.20	10.57	1.45
B.VISITS TO CLIENTS IN TERRITORY	: 107	4.20	1.85	0.34
C.EXPORT/TRADE/POLICY PROJECTS AND EVENTS				
FAIRS	: 13	5.80	1.85	0.42
MISSIONS	: 11	4.80	5.71	0.64
CONFERENCE SEMINARS	: 17	3.20	1.42	0.26
OTHER	: 23	1.20	0.28	0.08
D.COMMERCIAL* ECONOMIC REPORTS HQ REQUESTED	: 3	0.20	0.28	0.03
POST INITIATED	: 24	3.40	6.28	0.61
E.COMMUNICATIONS ACTIVITIES	: 55	3.00	0.71	0.20
F.INVESTMENT ENQUIRIES				
FROM CANADA	: 15	1.00	0.00	0.05
FROM TERRITORIES	: 18	1.60	0.00	0.08
G.TECHNOLOGY INFLOW PROGRAM ENQR'S FRM CANADA	: 15	0.20	0.00	0.01
CONNECTIONS ARRANGED	: 8	0.20	0.00	0.01
H.PARTICPT'N IN PROG-REL EVENTS OUTSIDE POST	: 1.40	3.00		0.28
I.SERVICE REQUESTS FM GOV'T SOURCES				
NGO	: 13	1.00	0.00	0.05
HOST GOVERNMENT	: 26	1.20	0.57	0.10
OTHER DEPARTMENT	: 40	1.60	0.42	0.11
PROVINCES/MUNICIPALITIES	: 29	2.20	0.14	0.12
J.ADMINISTRATION: PROGRAM MANAGEMENT & ADMIN.	: 15.80	1.42		0.89
LEAVE, PROFESSIONAL DEVELOP	: 8.20	2.42		0.58
K.SERVICE TO OTHER MISSION PROGRAMS	: 3.20	0.00		0.16
L.TOURISM PROGRAM ACTIVITIES	: 0.00	42.85		3.00
***** TOTALS *****		100.00	99.91	12.00

NUMBER OF BUSINESS VISITORS (PUBLIC SECTOR) FROM CANADA : 46

FROM TERRIT : 326


NUMBER OF BUSINESS VISITORS (PRIVATE SECTOR) FROM CANADA : 202

FROM TERRIT : 138

NUMBER OF PEMD APPLICATIONS COMMENTED ON : 14

NUMBER OF OCCUPIED OFFICER POSITIONS - CANADA BASED : 5

- LOCALLY ENGAGED : 7




**PROGRAMME D'EXPANSION COMMERCIALE ET INDUSTRIELLE**

# **RAPPORT TRIMESTRIEL DES ACTIVITÉS ET RÉSULTATS**

**OCTOBRE - DÉCEMBRE 1994  
(3e TRIMESTRE, AF 1994 - 95)**

---



**RÉSUMÉS GRAPHIQUES INCLUS**

**MARS 1995**



TABLE DES MATIÈRES

PROGRAMME D'EXPANSION COMMERCIALE ET INDUSTRIELLE

INTRODUCTION

RÉSUMÉ À L'ÉCHELLE NATIONALE ET RÉGIONALE DES RÉSULTATS DU  
PROGRAMME OCTOBRE - DÉCEMBRE 1994 (3<sup>ème</sup> TRIMESTRE, ANNÉE  
FINANCIÈRE 1994-95)

CONTENU DES ACTIVITÉS

RAPPORT TRIMESTRIEL

DES ACTIVITÉS ET DES RÉSULTATS

ENSEMBLE DES ACTIVITÉS COMMERCIALES (À L'ÉCHELLE NATIONALE)

AMÉRIQUE ET MOYEN-ORIENT

ASIE ET PACIFIQUE

EUROPE

AMÉRIQUE LATINE ET ANTILLES

ÉTATS UNIS

---

OCTOBRE - DÉCEMBRE 1994  
(3<sup>ème</sup> TRIMESTRE, AF 1994-95)

DIRECTION DES SYSTÈMES  
D'INFORMATION COMMERCIALE  
(TPP)

JUIN 1995  
MINISTÈRE DES AFFAIRES ÉTRANGÈRES  
ET DU COMMERCE INTERNATIONAL



## TABLE DES MATIÈRES

### INTRODUCTION

#### I. RÉSUMÉ, A L'ÉCHELLE MONDIALE ET RÉGIONALE, DES RÉSULTATS DU PROGRAMME OCTOBRE - DÉCEMBRE 1994 (3ième TRIMESTRE, ANNÉE FINANCIÈRE 1994-95)

#### II. RÉSUMÉS DES ACTIVITÉS

- ENSEMBLE DU PROGRAMME COMMERCIAL (À L'ÉCHELLE MONDIALE)
- AFRIQUE ET MOYEN-ORIENT
- ASIE ET PACIFIQUE
- EUROPE
- AMÉRIQUE LATINE ET ANTILLES
- ÉTATS-UNIS

Le rapport se divise en deux grandes sections : l'ensemble du programme commercial (à l'échelle mondiale) et les activités commerciales et leur points saillants, par région. Pour chaque région, le résumé présente des statistiques clés sur les demandes de renseignements relatives au programme et aux investissements. Le rapport d'activités pour chaque région et ses missions respectives. Dans toute cette section, tous les rapports sont présentés de la même façon, quel que soit le regroupement géographique effectif. Les "activités" sont subdivisées en activités du Programme commercial (articles A à J) et activités se rapportant à d'autres programmes de la mission (article K). Pour chaque activité, on a indiqué le temps moyen consacré aux activités commerciales par les agents canadiens et les agents recrutés sur place chargés du programme commercial, il y a également pour chaque activité une rubrique "Total du temps consacré", qui doit être considérée comme un indice du nombre d'années-personnes relatif aux agents de programme. Enfin, chaque rapport indique la charge de travail par activité. Le programme de tournée est aussi noté.

Dans chaque section, les renseignements sont présentés dans l'ordre suivant :

- Afrique et Moyen-Orient
- Asie et Pacifique
- Europe
- Amérique latine et Antilles
- États-Unis





## INTRODUCTION

Le présent rapport trimestriel des résultats et activités du Programme commercial couvre la période de octobre à décembre 1994 et contient des renseignements tirés de la partie concernant le suivi des résultats commerciaux du Système de planification et de suivi. Il a été établi d'après les rapports présentés, au 18 mai 1995, par quatre-vingt-douze (92) missions réparties dans les cinq grandes régions.

Le rapport se divise en deux grandes sections:

La Section I, qui suit, comprend six résumés des résultats du programme; soit un résumé pour chaque grande région et pour "toutes les régions", c'est-à-dire un résumé mondial. Pour chaque région, le résumé présente:

- les activités commerciales et leur points saillants;
- des statistiques clés sur les demandes de renseignements relatives au commerce et aux investissements;
- le nombre de visites de gens d'affaires.

La Section II, renferme un "Rapport d'activités" pour chaque région et ses missions respectives. Dans toute cette section, tous les rapports sont présentés de la même façon, quel que soit le regroupement géographique effectué. Les "activités" sont subdivisées en activités du Programme commercial (article A à J) et activités se rapportant à d'autres programmes de la mission (article K). Pour chaque activité, on a indiqué le temps moyen consacré aux activités commerciales par les agents canadiens et les agents recrutés sur place chargés du programme commercial. Il y a également pour chaque activité une rubrique "Total du temps consacré", qui doit être considérée comme un indice du nombre d'années-personnes relatif aux agents de programme. Enfin, chaque rapport indique la charge de travail par activité. Le programme de tourisme est aussi inclu.

Dans chaque section, les renseignements sont présentés dans l'ordre suivant:


- Afrique et Moyen-Orient
- Asie et Pacifique
- Europe
- Amérique latine et Antilles
- États-Unis








ACTIVITÉS COMMERCIALES



**SECTION I**


**RÉSUMÉ DES RÉSULTATS**

**DU PROGRAMME**

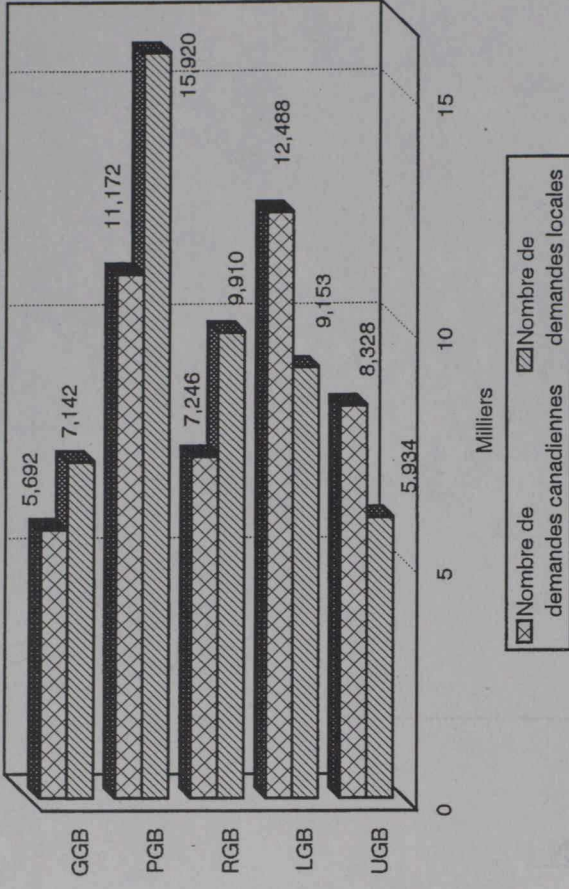


# Toutes les régions

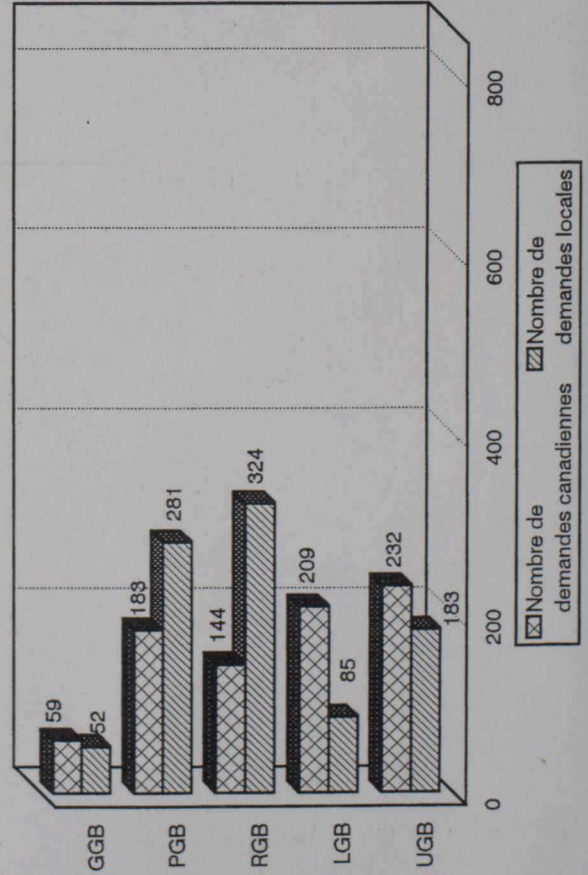
Ventes à l'exportation



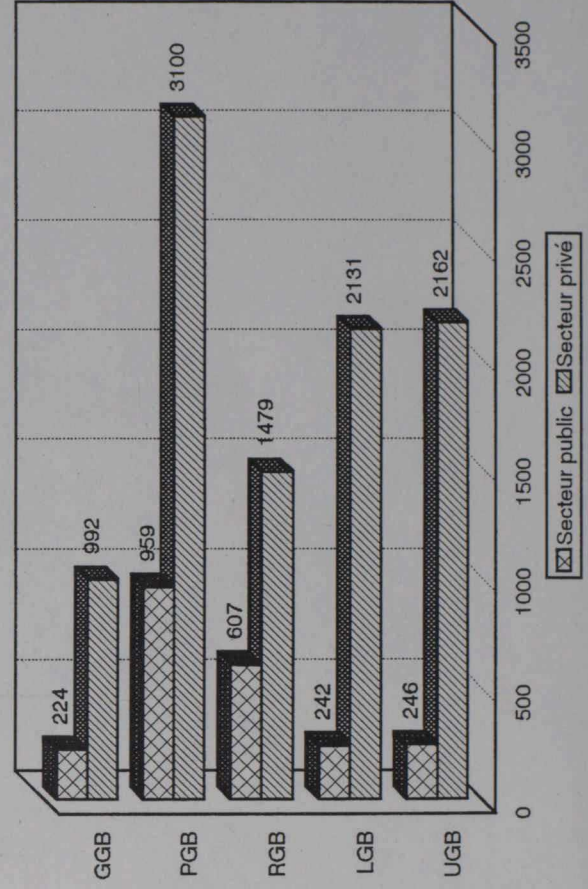
Demandes de renseignements sur le commerce



Demandes de renseignements sur l'investissement



Voyageurs d'affaires canadiennes



## RÉSULTATS DU PROGRAMME: TOUTES LES RÉGIONS

### ACTIVITÉS COMMERCIALES

De octobre à décembre 1994, quatre-vingt-douze missions ont rapporté les activités commerciales suivantes:

- 354 VENTES A L'EXPORTATION D'UNE VALEUR DE 2229,92 MILLIONS DE DOLLARS
- 67 NOUVEAUX CLIENTS / 99 CONTRATS DE REPRÉSENTATION
- 76 NOUVELLES COENTREPRISES D'UNE VALEUR DE 841,7 MILLIONS DE DOLLARS / 11 NOUVEAUX ACCORDS DE LICENCE D'UNE VALEUR DE 24,5 MILLIONS DE DOLLARS
- 8 INVESTISSEMENTS ÉTRANGERS AU CANADA, DE NATURE INDUSTRIELLE ET COMMERCIALE, D'UNE VALEUR DE 1335,1 MILLIONS DE DOLLARS
- 31 INVESTISSEMENTS CANADIENS A L'ÉTRANGER D'UNE VALEUR DE 550 MILLIONS DE DOLLARS
- 54 TRANSFERTS DE TECHNOLOGIE D'UNE VALEUR DE 7,71 MILLIONS DE DOLLARS

### POINTS SAILLANTS:

- 37,9 millions \$ - investissements canadiens locaux dans le domaine de l'eau de Seltz et de l'eau de source (Chicago)
- 30 millions \$ - vente de systèmes de téléphones cellulaires (Tel Aviv)
- 13 millions \$ - pour une nouvelle co-entreprise de parcs thématiques de réalité virtuelle (Tokyo)
- 10,83 millions \$ - vente de mobilier et d'appareillage électrique de bureau (Atlanta)
- 9 millions \$ - vente de système micro-indes (Helsinki)
- 4,2 millions \$ - vente de serres portatives (Bombay)
- 3,5 millions \$ - vente de matériel de traitement des eaux usées (Prague)
- 1,87 millions \$ - vente de services de soins de santé (Bridgetown)
- 1 million \$ - nouvelle co-entreprise de pompes et de valves (Kingston)

### STATISTIQUES CLÉES: pour les quatre-vingt-douze missions ayant fourni des rapports trimestriels

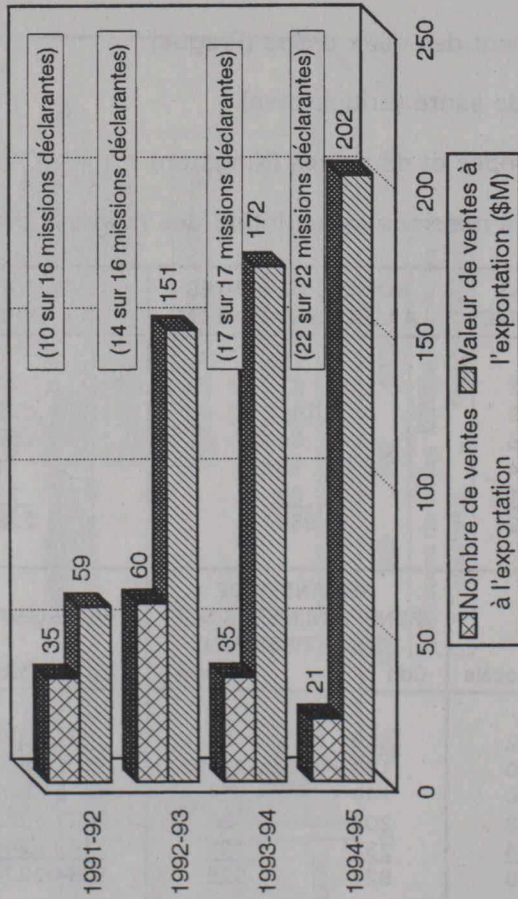
RÉGIONS	ENSEMBLE DES MISSIONS		MISSIONS DÉCLARANTES		NOMBRE DE VENTES À L'EXPORTATION \$M		VALEUR DE VENTES À L'EXPORTATION \$M	
	Cdn	Locale	Cdn	Locale	Cdn	Locale	Cdn Pr / Pub	Loc Pr / Pub
Afrique et Moyen-Orient	22		22		21		202	
Asie et Pacifique	20		19		141		1392	
Europe	28		26		64		504	
Amérique Latine et Antilles	16		14		39		15	
États-Unis	11		11		89		117	
	97		92		354		2230	
RÉGIONS	DEMANDES DE RENSEIGNEMENTS SUR LE COMMERCE		DEMANDES DE RENSEIGNEMENTS SUR L'INVESTISSEMENT		VOYAGEURS D'AFFAIRES			
	Cdn	Locale	Cdn	Locale	Cdn Pr / Pub	Loc Pr / Pub		
Afrique et Moyen-Orient	5692	7142	59	52	992 / 224	1979 / 454		
Asie et Pacifique	11172	15920	183	281	3100 / 959	1025 / 713		
Europe	7246	9910	144	324	1479 / 607	2169 / 528		
Amérique Latine et Antilles	12488	9153	209	85	2131 / 242	2347 / 388		
États-Unis	8328	5934	232	183	2162 / 246	1340 / 473		
	44926	48059	827	925	9864/2278	18086/2556		



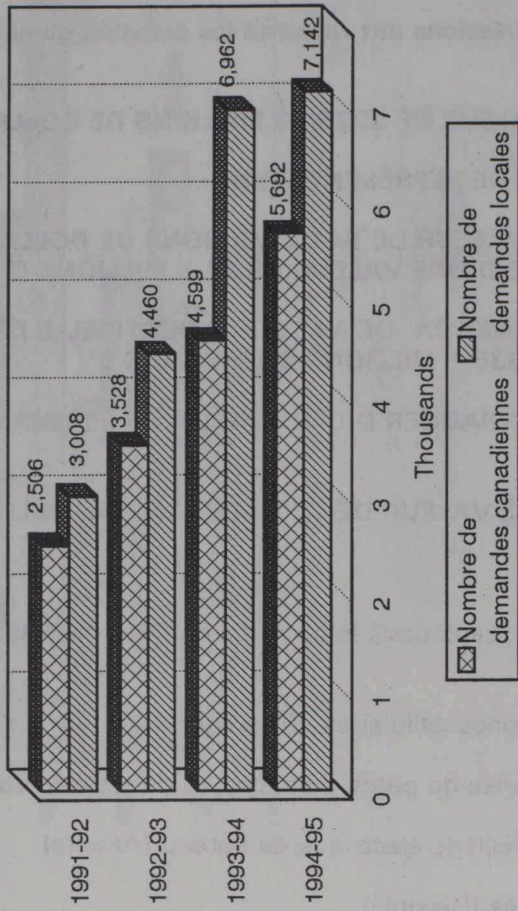
# Afrique et Moyen-Orient

(3e trimestre, année après année)

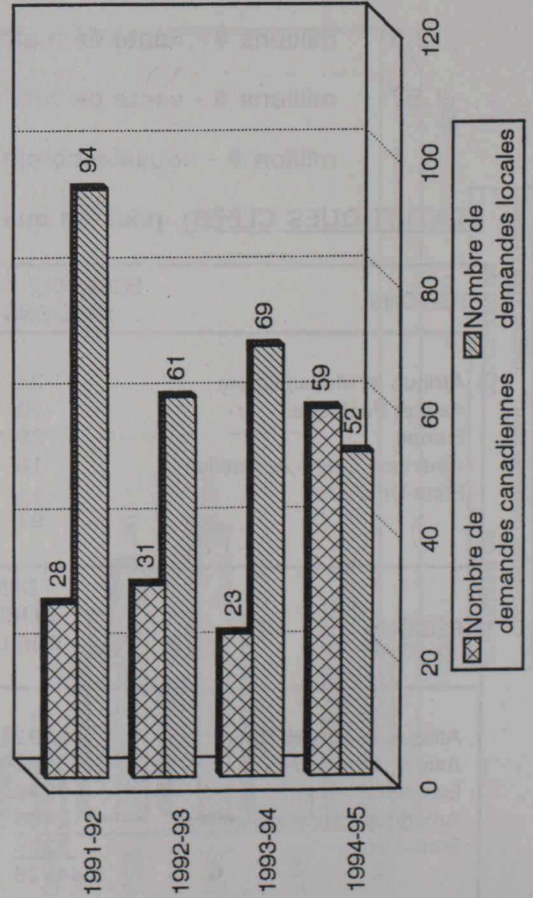
## Ventes à l'exportation



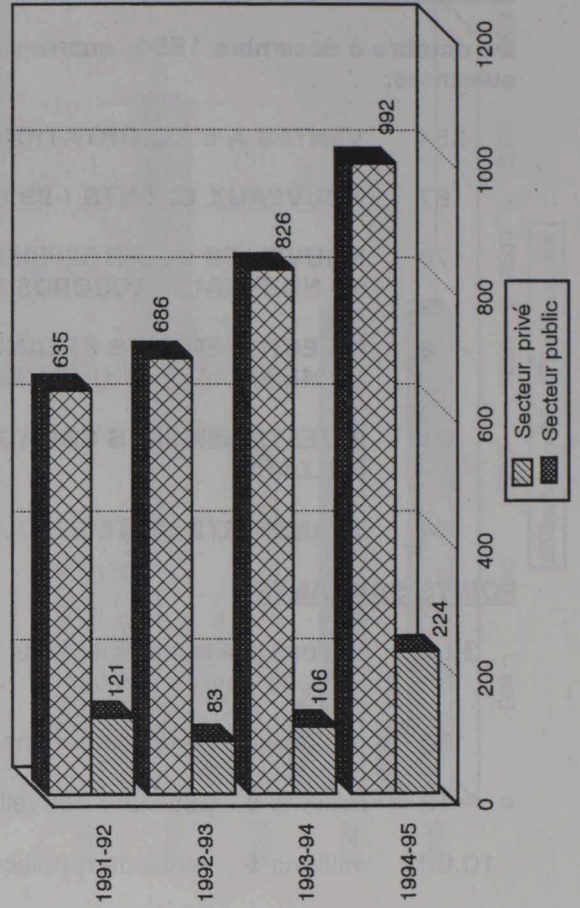
## Demandes de renseignements sur le commerce



## Demandes de renseignements sur l'investissement



## Voyageurs d'affaires canadiennes



## RÉSULTATS DE PROGRAMMES: AFRIQUE ET MOYEN-ORIENT

### ACTIVITÉS COMMERCIALES

De octobre à décembre 1994, vingt-deux missions ont rapporté les activités commerciales suivantes:

- 21 VENTES À L'EXPORTATION D'UNE VALEUR DE 202,38 MILLIONS DE DOLLARS
- 2 NOUVEAUX CLIENTS / 6 CONTRATS DE REPRÉSENTATION
- 2 NOUVELLES COENTREPRISES
- 4 INVESTISSEMENT CANADIEN DANS LE TERRITOIRE
- 5 TRANSFERTS DE TECHNOLOGIE

### POINTS SAILLANTS:

- 30 millions \$ - vente de systèmes de téléphones cellulaires (Tel Aviv)
- 2,2 millions \$ - vente de livres et de formation (Alger)
- 2,1 millions \$ - vente de papier journal (Le Caire)
- 2 millions \$ - vente de papier de revêtement (Tel Aviv)
- 1,5 millions \$ - vente de tuyaux (Amman)
- 1,5 millions \$ - vente de matériel et de logiciels (Alger)

**STATISTIQUES CLÉES:** pour les vingt-deux missions qui ont fourni des renseignements sur leur charge de travail:

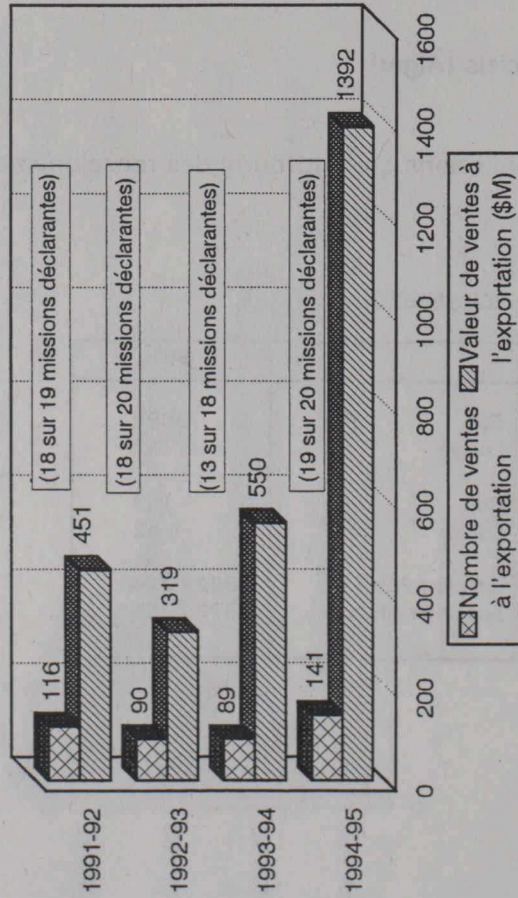
Missions faisant rapport à:

		GBT
Nbre de demandes de renseignements sur-le commerce	Cdn	5692
	Locale	7142
Nbre de demandes de renseignements sur l'investissement	Cdn	59
	Locale	52
Nbre de voyageurs d'affaires	Cdn Pr / Pub	992 / 224
	Locale Pr / Pub	1979 / 454

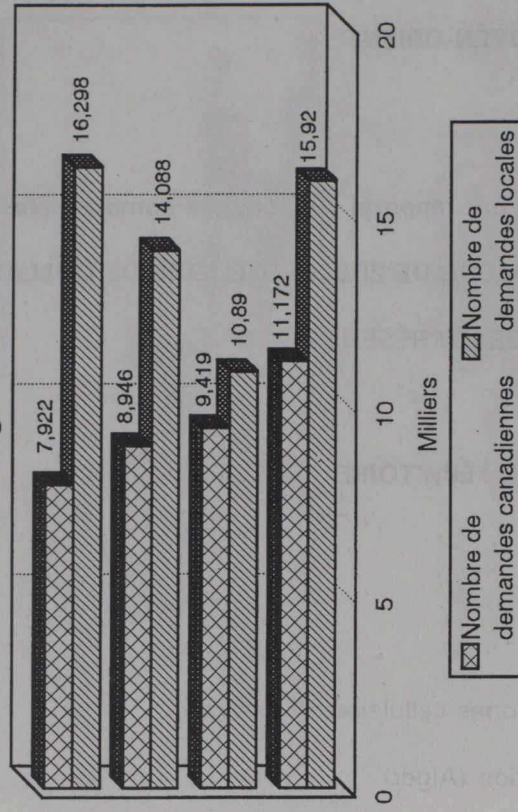
# Asie et Pacifique

(3e trimestre, année après année)

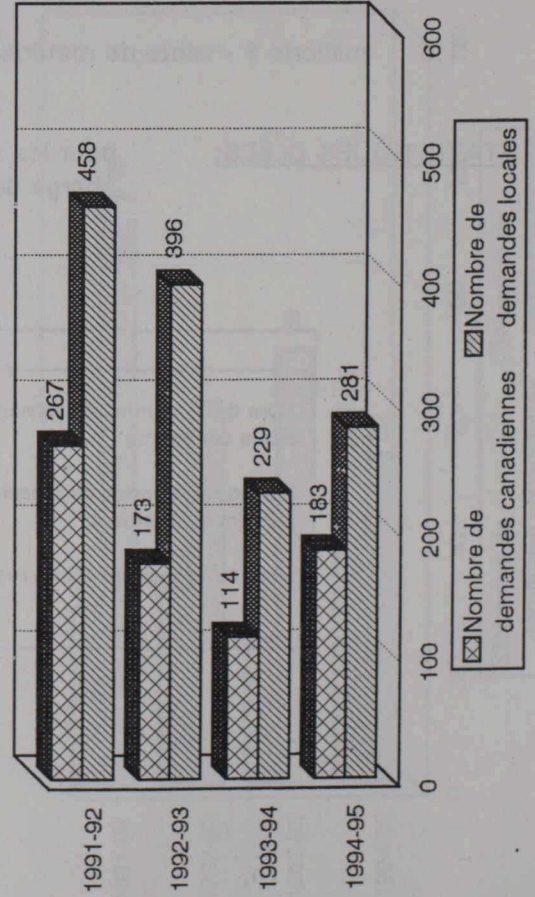
### Ventes à l'exportation



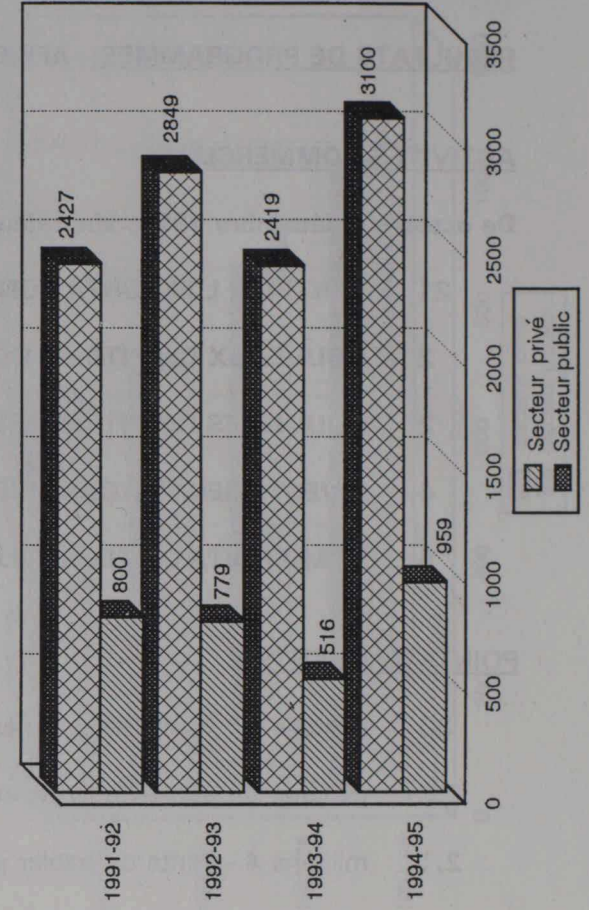
### Demandes de renseignements sur le commerce



### Demandes de renseignements sur l'investissement



### Voyageurs d'affaires canadiennes



## RÉSULTATS DE PROGRAMMES: ASIE ET PACIFIQUE

### ACTIVITÉS COMMERCIALES

De octobre à décembre 1994, dix-neuf missions ont rapporté les activités commerciales suivantes:

- 141 VENTES À L'EXPORTATION D'UNE VALEUR DE 1391,96 MILLIONS DE DOLLARS
- 14 NOUVEAUX CLIENTS / 17 CONTRATS DE REPRÉSENTATION
- 46 NOUVELLES CO-ENTREPRISES D'UNE VALEUR DE 830 MILLIONS DE DOLLARS / 4 NOUVEAU ACCORD DE LICENCE D'UNE VALEUR DE 24,5 MILLIONS DE DOLLARS
- 4 INVESTISSEMENTS ÉTRANGERS AU CANADA, DE NATURE INDUSTRIELLE ET COMMERCIALE D'UNE VALEUR DE 835,1 MILLIONS DE DOLLARS
- 8 INVESTISSEMENTS CANADIENS DANS LE TERRITOIRE D'UNE VALEUR DE 502 MILLIONS DE DOLLARS
- 10 TRANSFERTS DE TECHNOLOGIE D'UNE VALEUR DE 5,46 MILLIONS DE DOLLARS

### POINTS SAILLANTS:

- 800 millions \$ - investissements locaux dans une mine et une installation de traitement de nickel (Djakarta)
- 280 millions \$ - pour une nouvelle entreprise de véhicules militaires (Canberra)
- 200 millions \$ - pour la vente d'une usine de blanchiment de papier kraft (Beijing)
- 70 millions \$ - vente d'aéronefs (bureau de commerce canadien à Taipei)
- 13 millions \$ - pour une nouvelle co-entreprise de parcs thématiques de réalité virtuelle (Tokyo)
- 4,2 millions \$ - vente de serres portatives (Bombay)

### STATISTIQUES CLÉES:

pour les dix-neuf missions qui ont fourni des renseignements sur leur charge de travail:

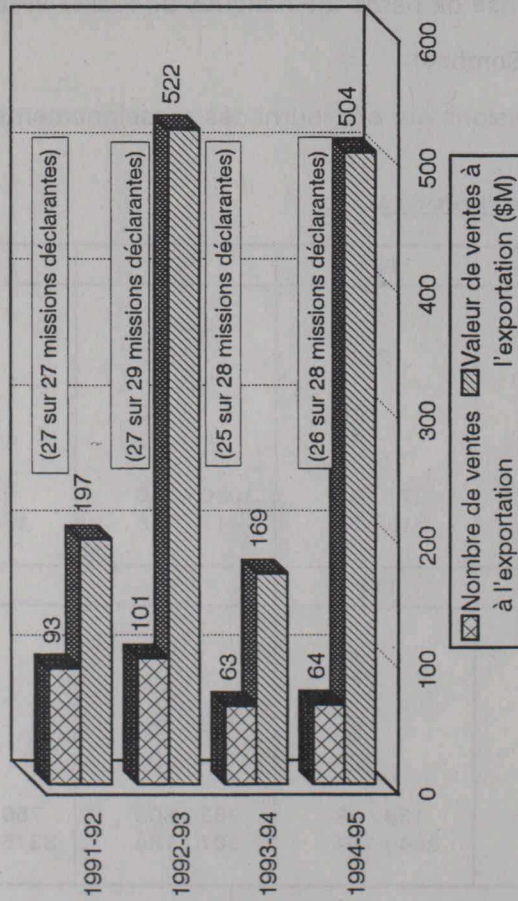
Missions faisant rapport à:

		PSA	PSE	PSP
Nbre de demandes de renseignements sur le commerce	Cdn	885	4704	1035
	Locale	2201	4362	940
Nbre de demandes de renseignements sur l'investissement	Cdn	16	85	7
	Locale	74	30	11
Nbre de voyageurs d'affaires	Cdn Pr / Pub	271 / 61	1080 / 240	93 / 22
	Locale Pr / Pub	613 / 29	417 / 116	134 / 46
		PKE	PRC	PJP
Nbre de demandes de renseignements sur le commerce	Cdn	1152	1614	1782
	Locale	726	712	6979
Nbre de demandes de renseignements sur l'investissement	Cdn	24	40	11
	Locale	28	86	52
Nbre de voyageurs d'affaires	Cdn Pr / Pub	138 / 48	768 / 308	750 / 280
	Locale Pr / Pub	204 / 104	507 / 184	8376 / 234

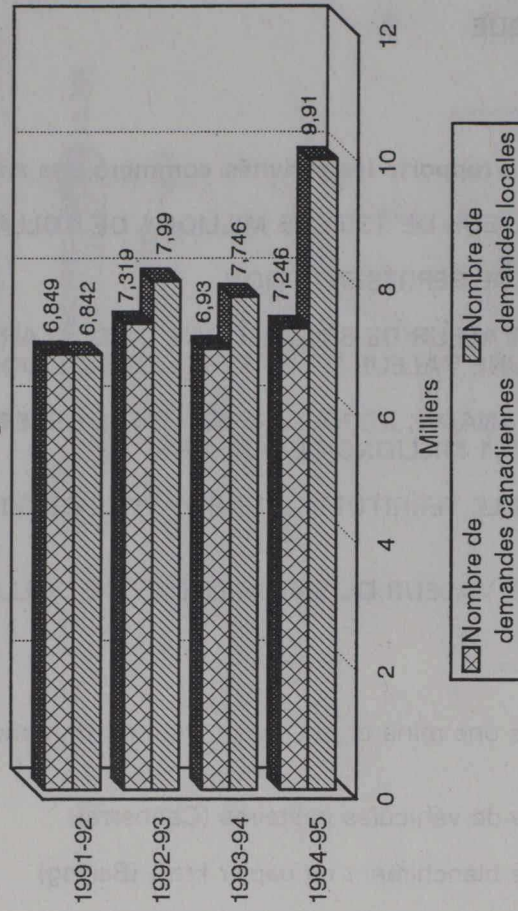
# Europe et Multilatérale

(3e trimestre, année après année)

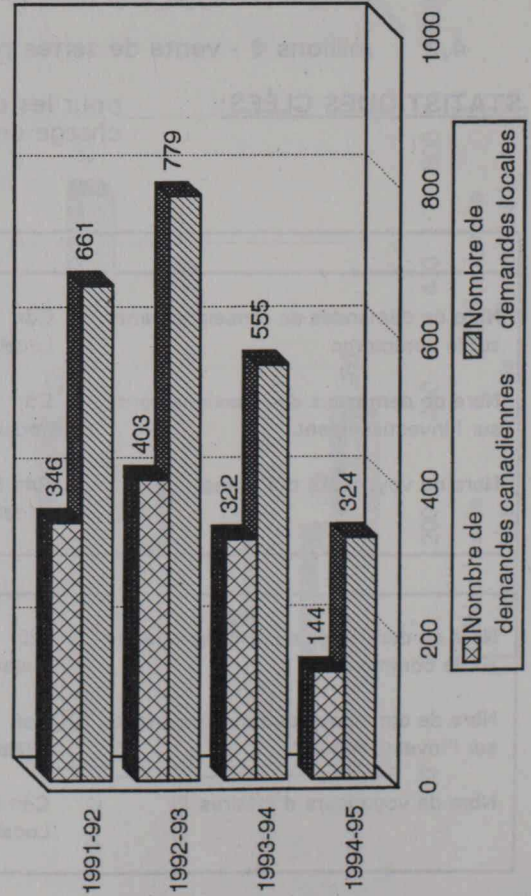
## Ventes à l'exportation



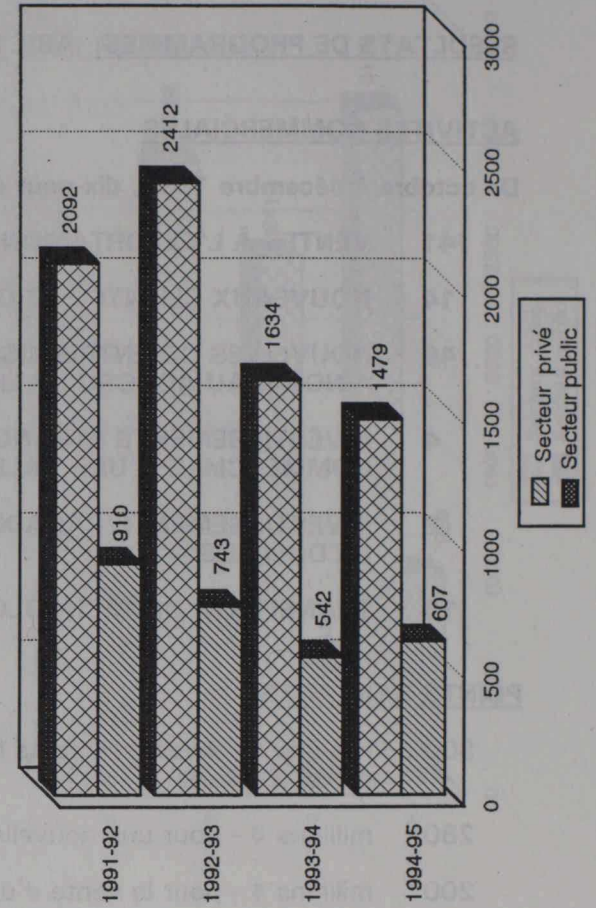
## Demandes de renseignements sur le commerce



## Demandes de renseignements sur l'investissement



## Voyageurs d'affaires canadiennes



## RÉSULTATS DE PROGRAMMES: EUROPE

### ACTIVITÉS COMMERCIALES

De octobre à décembre 1994, vingt-six missions ont rapporté les activités commerciales suivantes:

- 64 VENTES À L'EXPORTATION D'UNE VALEUR DE 504,38 MILLIONS DE DOLLARS
- 28 NOUVEAUX CLIENTS / 65 CONTRATS DE REPRÉSENTATION
- 18 NOUVELLES COENTREPRISES D'UNE VALEUR DE 10 MILLIONS DE DOLLARS / 6 NOUVEAUX ACCORDS DE LICENCE
- 2 INVESTISSEMENTS ÉTRANGERS AU CANADA, DE NATURE INDUSTRIELLE ET COMMERCIALE D'UNE VALEUR DE 500 MILLIONS DE DOLLARS
- 16 INVESTISSEMENTS CANADIENS DANS LE TERRITOIRE D'UNE VALEUR DE .10 MILLIONS DE DOLLARS
- 37 TRANSFERTS DE TECHNOLOGIE D'UNE VALEUR DE 2 MILLIONS DE DOLLARS

### POINTS SAILLANTS:

- 500 millions \$ - investissements locaux dans le domaine de la puissance laser (Munich)
- 100 millions \$ - vente de matériel de télédétection (Milan)
- 40 millions \$ - pour une nouvelle installation IMAX, Omnimax et trois dimensions (Madrid)
- 10 millions \$ - pour une nouvelle entreprise dans les fours de boulangerie (Bucarest)
- 9 millions \$ - vente de système micro-ondes (Helsinki)
- 3,5 millions \$ - vente de matériel de traitement des eaux usées (Prague)

STATISTIQUES CLÉES: pour les vingt-six missions qui ont fourni des renseignements sur leur charge de travail:

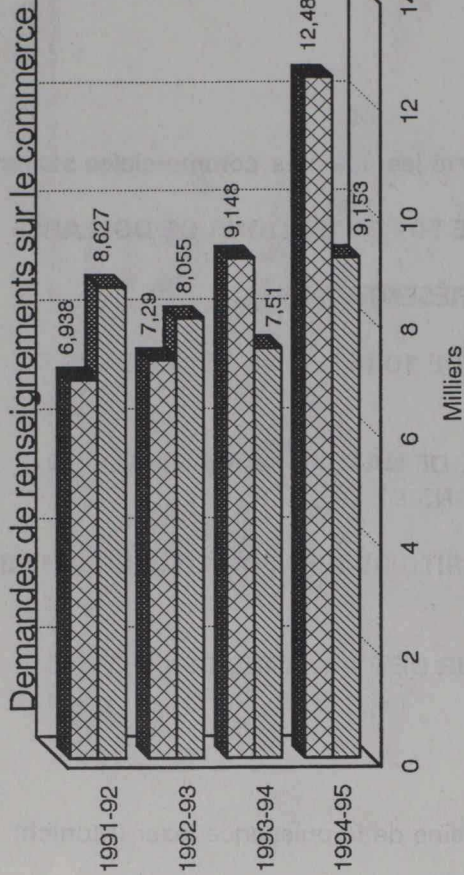
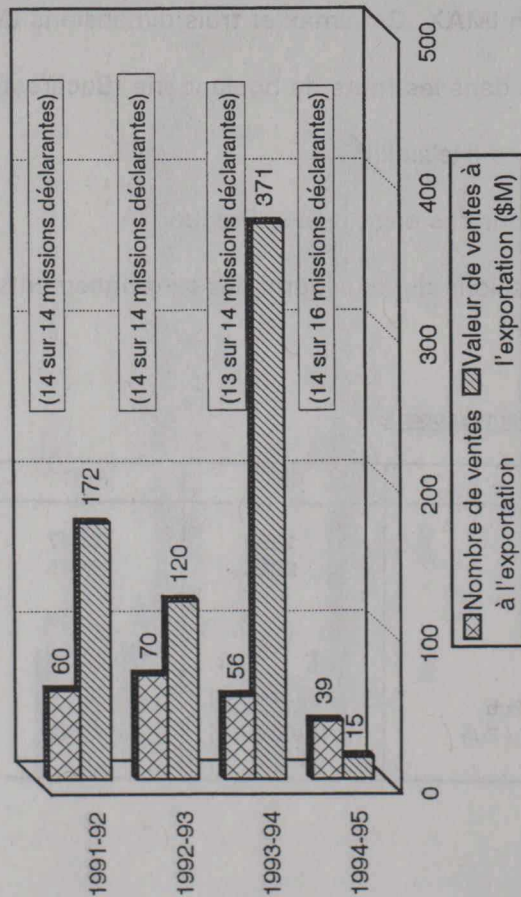
Missions faisant rapport à:

		RBT	RWT
Nbre de demandes de renseignements sur le commerce	Cdn	1899	5347
	Locale	2085	7825
Nbre de demandes de renseignements sur l'investissement	Cdn	37	107
	Locale	34	290
Nbre de voyageurs d'affaires	Cdn Pr / Pub	314 / 153	1165 / 454
	Locale Pr / Pub	275 / 290	1894 / 238

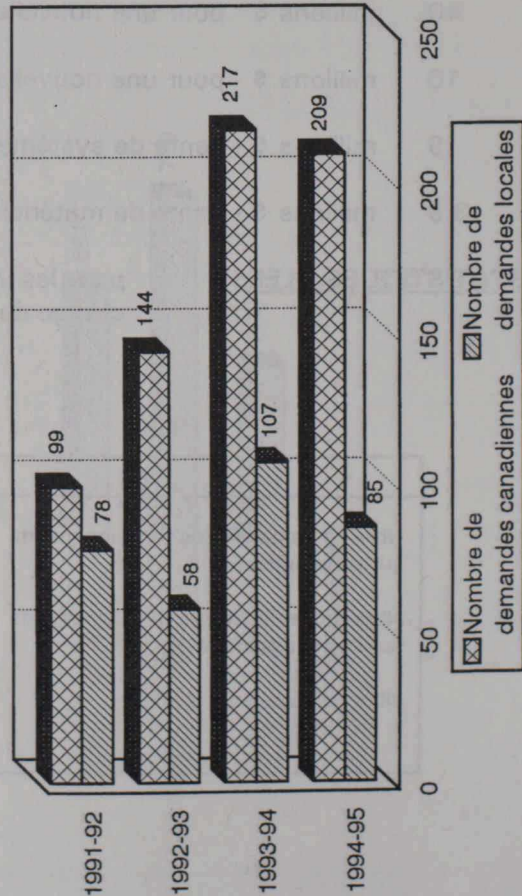
# Amérique latine et Antilles

(3e trimestre, année après année)

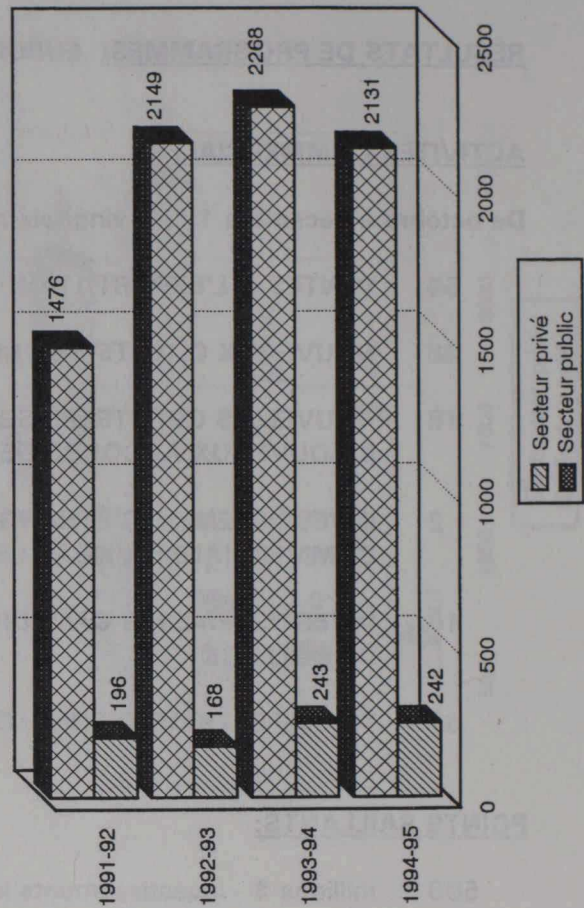
## Ventes à l'exportation



## Demands de renseignements sur l'investissement



## Voyageurs d'affaires canadiennes



## RÉSULTATS DE PROGRAMMES: AMÉRIQUE LATINE ET ANTILLES

### ACTIVITÉS COMMERCIALES

De octobre à décembre 1994, quatorze missions ont rapporté les activités commerciales suivantes:

- 39 VENTES À L'EXPORTATION D'UNE VALEUR DE 14,53 MILLIONS DE DOLLARS
- 11 CONTRATS DE REPRÉSENTATION / 3 CONTRATS DE REPRÉSENTATION
- 3 NOUVELLES CO-ENTREPRISES D'UNE VALEUR DE 1 MILLION DE DOLLARS / 1 NOUVEAUX ACCORDS DE LICENCE
- 1 INVESTISSEMENT CANADIEN DANS LE TERRITOIRE
- 1 TRANSFERT DE TECHNOLOGIE

### POINTS SAILLANTS:

- 1,87 millions \$ - vente de services de soins de santé (Bridgetown)
- 1,8 millions \$ - vente de matériel de radiomessagerie (Mexico)
- 1,36 millions \$ - vente de pommes de terre de semence (La Havane)
- 1,3 millions \$ - pour la vente du terminal local Cospas-Sarsat (Lima)
- 1,12 millions \$ - vente de pommes de terre de semence (La Havane)
- 1 million \$ - pour une nouvelle co-entreprise de pompes et de valves (Kingston)

**STATISTIQUES CLÉES:** pour les quatorze missions qui ont fourni des renseignements sur leur charge de travail:

Missions faisant rapport à:

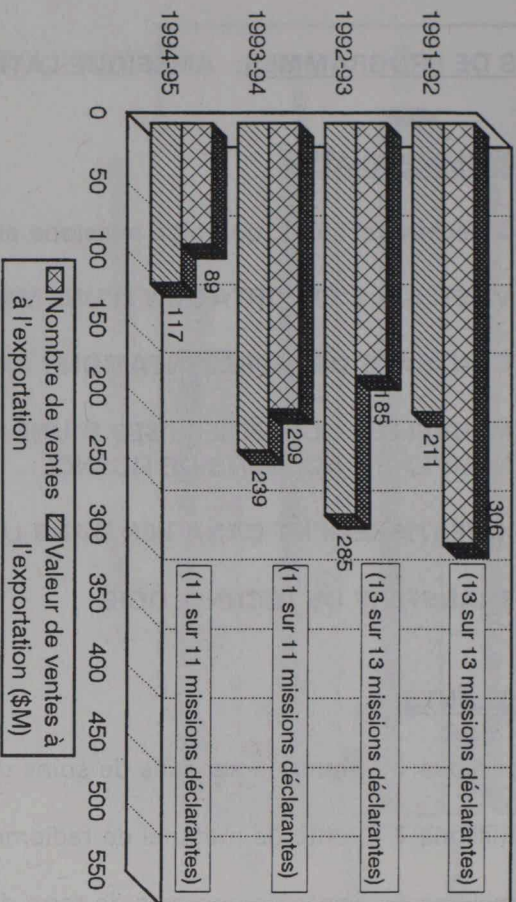
		LGT
Nbre de demandes de renseignements sur le commerce	Cdn	12488
	Locale	9153
Nbre de demandes de renseignements sur l'investissement	Cdn	209
	Locale	85
Nbre de voyageurs d'affaires	Cdn Pr / Pub	2131 / 242
	Locale Pr / Pub	2347 / 388




# États-Unis

(3e trimestre, année après année)

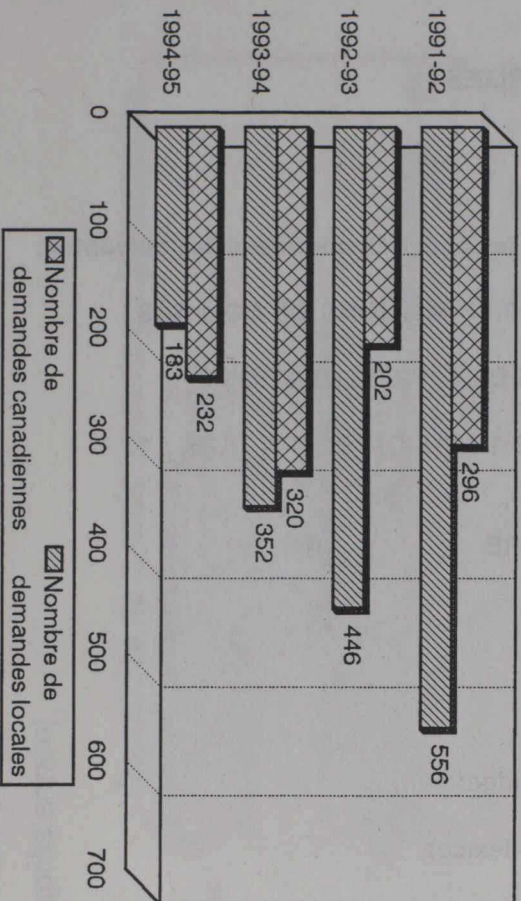
### Ventes à l'exportation



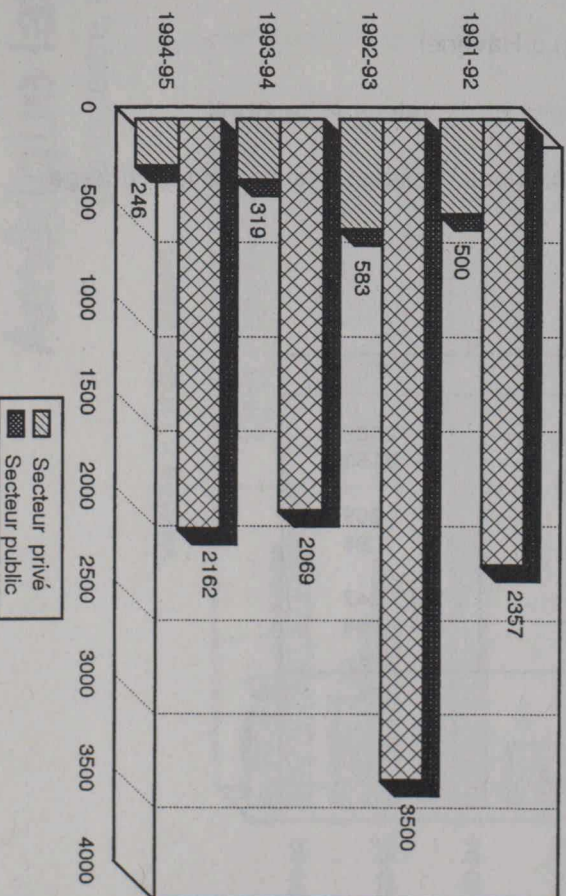
### Demandes de renseignements sur le commerce



### Demandes de renseignements sur l'investissement



### Voyageurs d'affaires canadiens



## RÉSULTATS DE PROGRAMMES: ÉTATS-UNIS

### ACTIVITÉS COMMERCIALES

De octobre à décembre 1994, onze missions ont rapporté les activités commerciales suivantes:

- 89 VENTES À L'EXPORTATION D'UNE VALEUR DE 116,67 MILLIONS DE DOLLARS
- 12 NOUVEAUX CLIENTS / 8 CONTRATS DE REPRÉSENTATION
- 7 NOUVELLES CO-ENTREPRISES D'UNE VALEUR DE 0,7 MILLIONS DE DOLLARS
- 2 INVESTISSEMENTS ÉTRANGERS AU CANADA, DE NATURE INDUSTRIELLE ET COMMERCIAL
- 2 INVESTISSEMENT CANADIEN DANS LE TERRITOIRE D'UNE VALEUR DE 47,9 MILLIONS DE DOLLARS
- 1 TRANSFERT DE TECHNOLOGIE D'UNE VALEUR DE 0,25 MILLION DE DOLLARS

### POINTS SAILLANTS:

- 61,4 millions \$ - vente pour un nouvel édifice à l'Université de Washington (Seattle)
- 37,9 millions \$ - investissements canadiens locaux dans le domaine de l'eau de Seltz et de l'eau de source (Chicago)
- 10,83 millions \$ - vente de mobilier et d'appareillage électrique de bureau (Atlanta)
- 5 millions \$ - vente de système d'imagerie « Bulletproof » (Washington)
- 2,5 millions \$ - vente de mobilier de bureau (Chicago)
- 1 million \$ - vente de palourdes fraîches (Boston)

**STATISTIQUES CLÉES:** pour les onze missions qui ont fourni des renseignements sur leur charge de travail:

Missions faisant rapport à:

		UTO	UTI
Nbre de demandes de renseignements sur le commerce	Cdn	5191	3137
	Locale	3198	2736
Nbre de demandes de renseignements sur l'investissement	Cdn	166	66
	Locale	100	83
Nbre de voyageurs d'affaires	Cdn Pr / Pub	995 / 140	1167 / 106
	Locale Pr / Pub	740 / 391	600 / 82







DESCRIPTION	PROFIL	PROFIL	PROFIL	PROFIL
GRAND TOTAL				
PROFIL	15 15	21 14	36 29	62 43
PROFIL	9 19	17 49	26 68	42 87
PROFIL	10 10	9 05	19 15	29 20
PROFIL	6 35	3 43	10 78	16 21
PROFIL	7 29	6 75	14 04	20 79
PROFIL	4 57	1 14	6 71	10 35
PROFIL	1 38	1 50	3 88	5 88
PROFIL	1 00	2 00	3 00	5 00
PROFIL	4 00	3 20	7 20	10 40
PROFIL	2 57	1 21	3 78	5 78

**SECTION II**

**RÉSUMÉ DES RÉSULTATS**

**DU PROGRAMME**

PROFIL	10 66	3 33	14 99	18 33
PROFIL	9 91	1 82	11 73	14 54
PROFIL	1 66	2 81	4 47	5 63
PROFIL	1 57	1 86	3 43	4 43
PROFIL	11 67	2 14	13 81	16 95
PROFIL	5 39	4 34	9 73	12 73
PROFIL	3 75	0 50	4 25	5 75
PROFIL	1 33	6 54	8 87	11 11
PROFIL	15 15	10 10	25 25	35 35

NOMS/INITIALES DES AGENTS (NOMMEZ-LES) DE CANADA : 2079  
 DE TERRIT : 256  
 NOMS/INITIALES DES AGENTS (NOMMEZ-LES) DE CANADA : 1 984  
 DE TERRIT : 1004  
 NOMS/INITIALES DES AGENTS (NOMMEZ-LES) : 476  
 NOMS/INITIALES DES AGENTS (NOMMEZ-LES) : 291  
 NOMS/INITIALES DES AGENTS (NOMMEZ-LES) : 277



TSRPT02F

SUIVI COMMERCIAL

RAPPORT/CHARGE DE TRAVAIL DES AGENTS  
TRIMESTRE 3 DE L'EXERCISE 1994

GRAND TOTAL

	NOMBRE	%TEMPS-OFFIC.		TEMPS-TOTAL
		CDIENS	ENG/SP	PERS-TRIM
	-----	-----	-----	-----
A.DEMANDES/SERV/EXPORT/COMM				
DU CANADA :	44926	15.12	23.14	92.99
DES TERRITOIRES :	48059	9.99	17.65	67.99
B.VISITES A DES CLIENTS DS TERRITOIRE	: 8512	10.30	9.05	44.77
C.POLITIQUE COMMERCIALE/EXPORTATIONS				
FOIRES :	365	4.35	5.43	23.36
PROJETS ET ACTIVITES				
MISSIONS :	452	7.28	6.75	32.64
CONF SEMINAIRES :	504	4.00	3.14	16.37
AUTRES :	333	2.29	1.57	8.74
D.RAPPORTS SUR LE COMMERCIAUX/				
DEM PAR L'AC :	504	2.92	2.03	11.22
L'ECON/LES FINANANCES				
INIT DE LA MISS :	1005	4.62	3.29	17.95
E.ACTIVITES EN MATIERE DE COMMUNICATIONS	: 3295	2.67	1.26	8.61
F.INVESTISSEMENT				
DU CANADA :	827	1.74	1.55	7.64
DEMANDES DE RENSEIGNEMENTS				
DES TERRITOIRE :	925	1.54	2.06	8.68
G.PROG. D'APPORT TECHNOLOGIQUES				
CANADA :	529	0.49	1.07	3.92
DEMANDES SERVICE				
CONTACTS ETABLIS :	312	0.26	0.55	2.04
H.PARTIC. A DES ACTIV. A L'EXTER. DE LA MISS	:	1.93	1.69	8.38
I.DEMANDES DE SERVICES PROVENANT				
ONG :	1066	1.13	0.84	4.50
D'AUTRES SOURCES				
GOUV'T HOTE :	991	1.85	1.32	7.23
AUTRES MIN. :	1606	2.91	1.89	10.82
PROV./MUN. :	1572	2.57	1.66	9.53
J.ADMINISTRATION: GESTION DU PROGR. & ADMIN.	:	11.67	2.18	28.35
CONGES, DEVELOPPEMENT PROF	:	5.39	4.24	22.07
K.SERVICES A D'AUTRE PROGRAMMES DE LA MISSION	:	3.73	0.59	8.79
L.TOURISM PROGRAM ACTIVITIES	:	1.13	6.94	21.41
		-----	-----	-----
***** TOTAUX *****		99.88	99.89	468.00

NOMBRE/VISITES/GENS D'AFFAIRS (PUBLIC SECTOR) DU CANADA : 2278  
 DE TERRIT : 2556  
 NOMBRE/VISITES/GENS D'AFFAIRS (PRIVATE SECTOR) DU CANADA : 9864  
 DE TERRIT : 18086

NOMBRE/DEMANDES/PDME/OBSERVATIONS : 478

NOMBRE/POSTES REMPLIS PAR LES AGENTS -CANADIENS : 191  
 -ENGAGES SUR PLACE: 277









REGION	AFRIQUE MOYEN	<u>AFRIQUE ET MOYEN-ORIENT</u>		
		PERSONNEL	CITIZENS	ENGAGED
<b>GBT</b>				
X. DEMANDES EN VUE D'EXPORTATION		3022	17.72	13.58
Y. VISITES/A DES CLIENTS		2817	13.34	11.48
C. POLITIQUES COMMERCIALES/REPRESENTATION	ABIDJAN	25	1.61	1.08
	ACCRA	13	0.11	7.16
	ADDIS ABEBA	16	1.44	1.20
	ALGER	28	1.33	0.41
D. RAPPORTS SUR LE COMMERCE	AMMAN	16	1.02	1.20
	DAKAR	21	0.33	2.31
	DAR-ES-SALAM	12	1.04	0.65
	HARARE			
F. INVESTISSEMENT	KINSHASA	34	0.31	0.28
G. DEMANDES DE RENSEIGNEMENTS	KOWEIT	22	0.72	1.30
	LAGOS	29	0.29	0.70
	LE CAIRE	12	0.11	0.58
	LIBERVILLE			
H. PARTICIPATION A DES ACTIV. A L'EXTER.	LUSAKA		1.72	1.50
I. DEMANDES DE SERVICES PROVENANT	NAIROBI	41	1.32	0.82
	PRETORIA	26	1.61	1.45
	RABAT	280	2.82	1.41
	RIYAD	302	1.16	0.95
J. ADMINISTRATION	TÉHÉRAN		2.05	2.45
	TEL AVIV		5.77	2.37
	TUNIS			
K. SERVICES A D'AUTRES PROGRAMMES	YAOUNDÉ		4.70	1.33
L. TOURISM PROGRAM ACTIVITIES			0.45	0.75
**** TOTAL ****			99.84	99.87

NOMBRE/VISITES/CHARGES D'AFFAIRES (PUBLIC SECTOR) DU CANADA : 224  
 DE TERRIT : 454  
 NOMBRE/VISITES/CHARGES D'AFFAIRES (PRIVATE SECTOR) DU CANADA : 988  
 DE TERRIT : 1972

\* Le rapport trimestriel de ces missions n'était pas disponible.



TSRPT02F

## SUIVI COMMERCIAL

RAPPORT/CHARGE DE TRAVAIL DES AGENTS  
TRIMESTRE 3 DE L'EXERCISE 1994

REGION : AFRIQUE MOYEN-ORIENT

	NOMBRE	%TEMPS-OFFIC. CDIENS	ENG/SP	TEMPS-TOTAL PERS-TRIM
A.DEMANDES/SERV/EXPORT/COMM	5692	17.72	29.95	10.38
DU CANADA	5692	17.72	29.95	10.38
DES TERRITOIRES	7142	13.38	19.62	7.12
B.VISITES A DES CLIENTS DS TERRITOIRE	1217	13.38	13.45	5.64
C.POLITIQUE COMMERCIALE/EXPORTATIONS	21	2.61	4.08	1.45
FOIRES	21	2.61	4.08	1.45
PROJETS ET ACTIVITES	30	9.11	7.16	3.36
MISSIONS	30	9.11	7.16	3.36
CONF SEMINAIRES	16	1.44	1.20	0.55
AUTRES	28	1.33	0.41	0.34
D.RAPPORTS SUR LE COMMERCIAUX/	46	3.61	3.70	1.54
DEM PAR L'AC	46	3.61	3.70	1.54
L'ECON/LES FINANANCES	80	2.33	3.33	1.22
INIT DE LA MISS	80	2.33	3.33	1.22
E.ACTIVITES EN MATIERE DE COMMUNICATIONS	32	2.44	0.66	0.60
F.INVESTISSEMENT	59	0.33	0.20	0.11
DU CANADA	59	0.33	0.20	0.11
DEMANDES DE RENSEIGNEMENTS	52	0.77	1.00	0.38
DES TERRITOIRE	52	0.77	1.00	0.38
G.PROG. D'APPORT TECHNOLOGIQUES	29	0.27	0.70	0.22
CANADA	29	0.27	0.70	0.22
DEMANDES SERVICE	12	0.11	0.58	0.16
CONTACTS ETABLIS	12	0.11	0.58	0.16
H.PARTIC. A DES ACTIV. A L'EXTER. DE LA MISS		3.77	2.50	1.28
I.DEMANDES DE SERVICES PROVENANT	43	1.22	0.62	0.37
ONG	43	1.22	0.62	0.37
D'AUTRES SOURCES	86	2.61	1.45	0.82
GOUV'T HOTE	86	2.61	1.45	0.82
AUTRES MIN.	230	2.05	1.41	0.71
PROV./MUN.	302	1.16	0.95	0.44
J.ADMINISTRATION: GESTION DU PROGR. & ADMIN.		7.05	2.45	1.86
CONGES, DEVELOPPEMENT PROF		8.77	2.37	2.15
K.SERVICES A D'AUTRE PROGRAMMES DE LA MISSION		4.27	1.33	1.09
L.TOURISM PROGRAM ACTIVITIES		0.16	0.75	0.21
***** TOTAUX *****		99.89	99.87	42.00

NOMBRE/VISITES/GENS D'AFFAIRS (PUBLIC SECTOR)	DU CANADA	: 224
	DE TERRIT	: 454
NOMBRE/VISITES/GENS D'AFFAIRS (PRIVATE SECTOR)	DU CANADA	: 992
	DE TERRIT	: 1979

NOMBRE/DEMANDES/PDME/OBSERVATIONS	:	38
-----------------------------------	---	----

NOMBRE/POSTES REMPLIS PAR LES AGENTS	- CANADIENS	: 18
	- ENGAGES SUR PLACE:	24

19/05/95

Affaires Étrangères et du Commerce International

TSRPT02F

SUIVI COMMERCIAL

RAPPORT/CHARGE DE TRAVAIL DES AGENTS  
TRIMESTRE 3 DE L'EXERCISE 1994

MISSION : ABIDJAN

	NOMBRE	%TEMPS-OFFIC. CDIENS	ENG/SP	TEMPS-TOTAL PERS-TRIM
A.DEMANDES/SERV/EXPORT/COMM				
DU CANADA :	420	40.00	39.00	0.79
DES TERRITOIRES :	268	10.00	16.00	0.26
B.VISITES A DES CLIENTS DS TERRITOIRE :	15	8.00	8.00	0.16
C.POLITIQUE COMMERCIALE/EXPORTATIONS				
FOIRES :	0	0.00	0.00	0.00
PROJETS ET ACTIVITES				
MISSIONS :	4	2.00	9.00	0.11
CONF SEMINAIRES :	1	0.00	0.00	0.00
AUTRES :	1	0.00	2.00	0.02
D.RAPPORTS SUR LE COMMERCIAUX/				
DEM PAR L'AC :	3	3.00	6.00	0.09
L'ECON/LES FINANANCES				
INIT DE LA MISS :	2	0.00	4.00	0.04
E.ACTIVITES EN MATIERE DE COMMUNICATIONS :	1	0.00	2.00	0.02
F.INVESTISSEMENT				
DU CANADA :	0	0.00	0.00	0.00
DEMANDES DE RENSEIGNEMENTS				
DES TERRITOIRE :	0	0.00	0.00	0.00
G.PROG. D'APPORT TECHNOLOGIQUES				
CANADA :	0	0.00	0.00	0.00
DEMANDES SERVICE				
CONTACTS ETABLIS :	0	0.00	0.00	0.00
H.PARTIC. A DES ACTIV. A L'EXTER. DE LA MISS :		0.00	0.00	0.00
I.DEMANDES DE SERVICES PROVENANT				
D'AUTRES SOURCES				
ONG :	1	0.00	1.00	0.01
GOUV'T HOTE :	4	0.00	2.00	0.02
AUTRES MIN. :	2	0.00	2.00	0.02
PROV./MUN. :	1	0.00	2.00	0.02
J.ADMINISTRATION: GESTION DU PROGR. & ADMIN. :		5.00	1.00	0.06
CONGES, DEVELOPPEMENT PROF :		32.00	3.00	0.35
K.SERVICES A D'AUTRE PROGRAMMES DE LA MISSION :		0.00	3.00	0.03
L.TOURISM PROGRAM ACTIVITIES :		0.00	0.00	0.00
***** TOTAUX *****		100.00	100.00	2.00

NOMBRE/VISITES/GENS D'AFFAIRS (PUBLIC SECTOR) DU CANADA : 23  
 DE TERRIT : 27  
 NOMBRE/VISITES/GENS D'AFFAIRS (PRIVATE SECTOR) DU CANADA : 100  
 DE TERRIT : 110

NOMBRE/DEMANDES/PDME/OBSERVATIONS : 0

NOMBRE/POSTES REMPLIS PAR LES AGENTS - CANADIENS : 1  
 - ENGAGES SUR PLACE : 1

19/05/95

Affaires Étrangères et du Commerce International

TSRPT02F

SUIVI COMMERCIAL

RAPPORT/CHARGE DE TRAVAIL DES AGENTS  
TRIMESTRE 3 DE L'EXERCISE 1994

MISSION : ACCRA

	NOMBRE	%TEMPS-OFFIC. CDIENS	ENG/SP	TEMPS-TOTAL PERS-TRIM
A.DEMANDES/SERV/EXPORT/COMM				
DU CANADA :	48	0.00	0.00	0.00
DES TERRITOIRES :	27	0.00	0.00	0.00
B.VISITES A DES CLIENTS DS TERRITOIRE :	0	0.00	0.00	0.00
C.POLITIQUE COMMERCIALE/EXPORTATIONS				
FOIRES :	0	0.00	0.00	0.00
PROJETS ET ACTIVITES				
MISSIONS :	0	0.00	0.00	0.00
CONF SEMINAIRES :	0	0.00	0.00	0.00
AUTRES :	0	0.00	0.00	0.00
D.RAPPORTS SUR LE COMMERCIAUX/ L'ECON/LES FINANANCES				
DEM PAR L'AC :	0	0.00	0.00	0.00
INIT DE LA MISS :	0	0.00	0.00	0.00
E.ACTIVITES EN MATIERE DE COMMUNICATIONS :	0	0.00	0.00	0.00
F.INVESTISSEMENT				
DU CANADA :	0	0.00	0.00	0.00
DEMANDES DE RENSEIGNEMENTS				
DES TERRITOIRE :	0	0.00	0.00	0.00
G.PROG. D'APPORT TECHNOLOGIQUES				
CANADA :	0	0.00	0.00	0.00
DEMANDES SERVICE				
CONTACTS ETABLIS :	0	0.00	0.00	0.00
H.PARTIC. A DES ACTIV. A L'EXTER. DE LA MISS :		0.00	0.00	0.00
I.DEMANDES DE SERVICES PROVENANT				
D'AUTRES SOURCES				
ONG :	0	0.00	0.00	0.00
GOUV'T HOTE :	0	0.00	0.00	0.00
AUTRES MIN. :	0	0.00	0.00	0.00
PROV./MUN. :	0	0.00	0.00	0.00
J.ADMINISTRATION: GESTION DU PROGR. & ADMIN. :		0.00	0.00	0.00
CONGES, DEVELOPPEMENT PROF :		0.00	0.00	0.00
K.SERVICES A D'AUTRE PROGRAMMES DE LA MISSION :		0.00	0.00	0.00
L.TOURISM PROGRAM ACTIVITIES :		0.00	0.00	0.00
***** TOTAUX *****		0.00	0.00	0.00

NOMBRE/VISITES/GENS D'AFFAIRS (PUBLIC SECTOR) DU CANADA : 5  
 DE TERRIT : 15  
 NOMBRE/VISITES/GENS D'AFFAIRS (PRIVATE SECTOR) DU CANADA : 11  
 DE TERRIT : 60

NOMBRE/DEMANDES/PDME/OBSERVATIONS : 0

NOMBRE/POSTES REMPLIS PAR LES AGENTS - CANADIENS : 0  
 - ENGAGES SUR PLACE : 0



19/05/95

Affaires Étrangères et du Commerce International

TSRPT02F

## SUIVI COMMERCIAL

RAPPORT/CHARGE DE TRAVAIL DES AGENTS  
TRIMESTRE 3 DE L'EXERCISE 1994

MISSION : ADDIS ABEBA

	NOMBRE	%TEMPS-OFFIC.		TEMPS-TOTAL PERS-TRIM
		CDIENS	ENG/SP	
A.DEMANDES/SERV/EXPORT/COMM				
DU CANADA :	110	0.00	0.00	0.00
DES TERRITOIRES :	103	0.00	0.00	0.00
B.VISITES A DES CLIENTS DS TERRITOIRE :	0	0.00	0.00	0.00
C.POLITIQUE COMMERCIALE/EXPORTATIONS				
FOIRES :	0	0.00	0.00	0.00
PROJETS ET ACTIVITES				
MISSIONS :	0	0.00	0.00	0.00
CONF SEMINAIRES :	0	0.00	0.00	0.00
AUTRES :	0	0.00	0.00	0.00
D.RAPPORTS SUR LE COMMERCIAUX/				
DEM PAR L'AC :	0	0.00	0.00	0.00
L'ECON/LES FINANANCES				
INIT DE LA MISS :	0	0.00	0.00	0.00
E.ACTIVITES EN MATIERE DE COMMUNICATIONS :	0	0.00	0.00	0.00
F.INVESTISSEMENT				
DU CANADA :	0	0.00	0.00	0.00
DEMANDES DE RENSEIGNEMENTS				
DES TERRITOIRE :	0	0.00	0.00	0.00
G.PROG. D'APPORT TECHNOLOGIQUES				
CANADA :	0	0.00	0.00	0.00
DEMANDES SERVICE				
CONTACTS ETABLIS :	0	0.00	0.00	0.00
H.PARTIC. A DES ACTIV. A L'EXTER. DE LA MISS :		0.00	0.00	0.00
I.DEMANDES DE SERVICES PROVENANT				
ONG :	0	0.00	0.00	0.00
D'AUTRES SOURCES				
GOUV'T HOTE :	0	0.00	0.00	0.00
AUTRES MIN. :	0	0.00	0.00	0.00
PROV./MUN. :	0	0.00	0.00	0.00
J.ADMINISTRATION: GESTION DU PROGR. & ADMIN. :		0.00	0.00	0.00
CONGES, DEVELOPPEMENT PROF :		0.00	0.00	0.00
K.SERVICES A D'AUTRE PROGRAMMES DE LA MISSION :		0.00	0.00	0.00
L.TOURISM PROGRAM ACTIVITIES :		0.00	0.00	0.00
***** TOTAUX *****		0.00	0.00	0.00

NOMBRE/VISITES/GENS D'AFFAIRS (PUBLIC SECTOR)	DU CANADA :	4
	DE TERRIT :	7
NOMBRE/VISITES/GENS D'AFFAIRS (PRIVATE SECTOR)	DU CANADA :	18
	DE TERRIT :	21

NOMBRE/DEMANDES/PDME/OBSERVATIONS	:	0
-----------------------------------	---	---

NOMBRE/POSTES REMPLIS PAR LES AGENTS	- CANADIENS :	0
	- ENGAGES SUR PLACE :	0

TSRPT02F

SUIVI COMMERCIAL

RAPPORT/CHARGE DE TRAVAIL DES AGENTS  
TRIMESTRE 3 DE L'EXERCISE 1994

MISSION : ALGER

	NOMBRE	%TEMPS-OFFIC.		TEMPS-TOTAL
		CDIENS	ENG/SP	PERS-TRIM
A.DEMANDES/SERV/EXPORT/COMM				
DU CANADA :	180	15.00	30.00	0.75
DES TERRITOIRES :	130	5.00	15.00	0.35
B.VISITES A DES CLIENTS DS TERRITOIRE :	30	5.00	10.00	0.25
C.POLITIQUE COMMERCIALE/EXPORTATIONS				
FOIRES :	0	0.00	0.00	0.00
PROJETS ET ACTIVITES				
MISSIONS :	1	0.00	0.00	0.00
CONF SEMINAIRES :	0	0.00	0.00	0.00
AUTRES :	0	0.00	0.00	0.00
D.RAPPORTS SUR LE COMMERCIAUX/				
L'ECON/LES FINANANCES				
DEM PAR L'AC :	1	10.00	7.50	0.25
INIT DE LA MISS :	3	5.00	2.50	0.10
E.ACTIVITES EN MATIERE DE COMMUNICATIONS :	0	0.00	0.00	0.00
F.INVESTISSEMENT				
DEMANDES DE RENSEIGNEMENTS				
DU CANADA :	0	0.00	0.00	0.00
DES TERRITOIRE :	6	0.00	5.00	0.10
G.PROG. D'APPORT TECHNOLOGIQUES				
DEMANDES SERVICE				
CANADA :	0	0.00	0.00	0.00
CONTACTS ETABLIS :	0	0.00	0.00	0.00
H.PARTIC. A DES ACTIV. A L'EXTER. DE LA MISS :		10.00	10.00	0.30
I.DEMANDES DE SERVICES PROVENANT				
D'AUTRES SOURCES				
ONG :	2	5.00	0.00	0.05
GOUV'T HOTE :	32	10.00	5.00	0.20
AUTRES MIN. :	19	5.00	5.00	0.15
PROV./MUN. :	0	0.00	0.00	0.00
J.ADMINISTRATION: GESTION DU PROGR. & ADMIN. :		5.00	0.00	0.05
CONGES, DEVELOPPEMENT PROF :		15.00	10.00	0.35
K.SERVICES A D'AUTRE PROGRAMMES DE LA MISSION :		10.00	0.00	0.10
L.TOURISM PROGRAM ACTIVITIES :		0.00	0.00	0.00
***** TOTAUX *****		100.00	100.00	3.00

NOMBRE/VISITES/GENS D'AFFAIRES (PUBLIC SECTOR)	DU CANADA :	0
	DE TERRIT :	30
NOMBRE/VISITES/GENS D'AFFAIRES (PRIVATE SECTOR)	DU CANADA :	16
	DE TERRIT :	69

NOMBRE/DEMANDES/PDME/OBSERVATIONS	:	1
-----------------------------------	---	---

NOMBRE/POSTES REMPLIS PAR LES AGENTS	- CANADIENS :	1
	- ENGAGES SUR PLACE :	2

19/05/95

Affaires Étrangères et du Commerce International

TSRPT02F

## SUIVI COMMERCIAL

RAPPORT/CHARGE DE TRAVAIL DES AGENTS  
TRIMESTRE 3 DE L'EXERCISE 1994

MISSION : AMMAN

	NOMBRE	%TEMPS-OFFIC.		TEMPS-TOTAL PERS-TRIM
		CADIENS	ENG/SP	
A.DEMANDES/SERV/EXPORT/COMM				
DU CANADA :	174	0.00	29.33	0.88
DES TERRITOIRES :	160	0.00	24.33	0.73
B.VISITES A DES CLIENTS DS TERRITOIRE :	47	20.00	20.66	0.82
C.POLITIQUE COMMERCIALE/EXPORTATIONS				
FOIRES :	0	0.00	0.00	0.00
PROJETS ET ACTIVITES				
MISSIONS :	3	50.00	17.00	1.01
CONF SEMINAIRES :	0	0.00	0.00	0.00
AUTRES :	0	0.00	0.00	0.00
D.RAPPORTS SUR LE COMMERCIAUX/				
L'ECON/LES FINANANCES				
DEM PAR L'AC :	1	10.00	0.00	0.10
INIT DE LA MISS :	6	0.00	5.33	0.16
E.ACTIVITES EN MATIERE DE COMMUNICATIONS :	0	0.00	0.00	0.00
F.INVESTISSEMENT				
DEMANDES DE RENSEIGNEMENTS				
DU CANADA :	1	0.00	0.33	0.01
DES TERRITOIRE :	5	0.00	1.33	0.04
G.PROG. D'APPORT TECHNOLOGIQUES				
DEMANDES SERVICE				
CANADA :	0	0.00	0.00	0.00
CONTACTS ETABLIS :	0	0.00	0.00	0.00
H.PARTIC. A DES ACTIV. A L'EXTER. DE LA MISS :		0.00	0.00	0.00
I.DEMANDES DE SERVICES PROVENANT				
D'AUTRES SOURCES				
ONG :	0	5.00	0.66	0.07
GOUV'T HOTE :	0	10.00	0.00	0.10
AUTRES MIN. :	0	0.00	0.00	0.00
PROV./MUN. :	0	0.00	0.00	0.00
J.ADMINISTRATION: GESTION DU PROGR. & ADMIN. :		0.00	0.00	0.00
CONGES, DEVELOPPEMENT PROF :		5.00	1.00	0.08
K.SERVICES A D'AUTRE PROGRAMMES DE LA MISSION :		0.00	0.00	0.00
L.TOURISM PROGRAM ACTIVITIES :		0.00	0.00	0.00
***** TOTAUX *****		100.00	99.97	4.00

NOMBRE/VISITES/GENS D'AFFAIRS (PUBLIC SECTOR) DU CANADA : 4

DE TERRIT : 0

NOMBRE/VISITES/GENS D'AFFAIRS (PRIVATE SECTOR) DU CANADA : 57

DE TERRIT : 44

NOMBRE/DEMANDES/PDME/OBSERVATIONS : 3

NOMBRE/POSTES REMPLIS PAR LES AGENTS - CANADIENS : 1

- ENGAGES SUR PLACE : 3

TSRPT02F

## SUIVI COMMERCIAL

RAPPORT/CHARGE DE TRAVAIL DES AGENTS  
TRIMESTRE 3 DE L'EXERCISE 1994

MISSION : DAKAR

	NOMBRE	%TEMPS-OFFIC.		TEMPS-TOTAL
		CDIENS	ENG/SP	PERS-TRIM
A.DEMANDES/SERV/EXPORT/COMM				
DU CANADA :	48	0.00	0.00	0.00
DES TERRITOIRES :	29	0.00	0.00	0.00
B.VISITES A DES CLIENTS DS TERRITOIRE :	0	0.00	0.00	0.00
C.POLITIQUE COMMERCIALE/EXPORTATIONS				
FOIRES :	0	0.00	0.00	0.00
PROJETS ET ACTIVITES				
MISSIONS :	0	0.00	0.00	0.00
CONF SEMINAIRES :	0	0.00	0.00	0.00
AUTRES :	0	0.00	0.00	0.00
D.RAPPORTS SUR LE COMMERCIAUX/				
L'ECON/LES FINANANCES				
DEM PAR L'AC :	0	0.00	0.00	0.00
INIT DE LA MISS :	0	0.00	0.00	0.00
E.ACTIVITES EN MATIERE DE COMMUNICATIONS :	0	0.00	0.00	0.00
F.INVESTISSEMENT				
DEMANDES DE RENSEIGNEMENTS				
DU CANADA :	0	0.00	0.00	0.00
DES TERRITOIRE :	0	0.00	0.00	0.00
G.PROG. D'APPORT TECHNOLOGIQUES				
DEMANDES SERVICE				
CANADA :	0	0.00	0.00	0.00
CONTACTS ETABLIS :	0	0.00	0.00	0.00
H.PARTIC. A DES ACTIV. A L'EXTER. DE LA MISS :		0.00	0.00	0.00
I.DEMANDES DE SERVICES PROVENANT				
D'AUTRES SOURCES				
ONG :	0	0.00	0.00	0.00
GOUV'T HOTE :	0	0.00	0.00	0.00
AUTRES MIN. :	0	0.00	0.00	0.00
PROV./MUN. :	0	0.00	0.00	0.00
J.ADMINISTRATION: GESTION DU PROGR. & ADMIN. :		0.00	0.00	0.00
CONGES, DEVELOPPEMENT PROF :		0.00	0.00	0.00
K.SERVICES A D'AUTRE PROGRAMMES DE LA MISSION :		0.00	0.00	0.00
L.TOURISM PROGRAM ACTIVITIES :		0.00	0.00	0.00
***** TOTAUX *****		0.00	0.00	0.00

NOMBRE/VISITES/GENS D'AFFAIRS (PUBLIC SECTOR)	DU CANADA :	3
	DE TERRIT :	11
NOMBRE/VISITES/GENS D'AFFAIRS (PRIVATE SECTOR)	DU CANADA :	8
	DE TERRIT :	12

NOMBRE/DEMANDES/PDME/OBSERVATIONS :	0
-------------------------------------	---

NOMBRE/POSTES REMPLIS PAR LES AGENTS	- CANADIENS :	0
	- ENGAGES SUR PLACE :	0

19/05/95

Affaires Étrangères et du Commerce International

TSRPT02F

SUIVI COMMERCIAL

RAPPORT/CHARGE DE TRAVAIL DES AGENTS  
TRIMESTRE 3 DE L'EXERCISE 1994

MISSION : DAR-ES-SALAAM

	NOMBRE	%TEMPS-OFFIC.		TEMPS-TOTAL PERS-TRIM
		CDIENS	ENG/SP	
A.DEMANDES/SERV/EXPORT/COMM				
DU CANADA :	460	0.00	0.00	0.00
DES TERRITOIRES :	188	0.00	0.00	0.00
B.VISITES A DES CLIENTS DS TERRITOIRE :	0	0.00	0.00	0.00
C.POLITIQUE COMMERCIALE/EXPORTATIONS				
FOIRES :	0	0.00	0.00	0.00
PROJETS ET ACTIVITES				
MISSIONS :	0	0.00	0.00	0.00
CONF SEMINAIRES :	0	0.00	0.00	0.00
AUTRES :	0	0.00	0.00	0.00
D.RAPPORTS SUR LE COMMERCIAUX/				
L'ECON/LES FINANANCES				
DEM PAR L'AC :	0	0.00	0.00	0.00
INIT DE LA MISS :	0	0.00	0.00	0.00
E.ACTIVITES EN MATIERE DE COMMUNICATIONS :	0	0.00	0.00	0.00
F.INVESTISSEMENT				
DEMANDES DE RENSEIGNEMENTS				
DU CANADA :	0	0.00	0.00	0.00
DES TERRITOIRE :	0	0.00	0.00	0.00
G.PROG. D'APPORT TECHNOLOGIQUES				
DEMANDES SERVICE				
CANADA :	0	0.00	0.00	0.00
CONTACTS ETABLIS :	0	0.00	0.00	0.00
H.PARTIC. A DES ACTIV. A L'EXTER. DE LA MISS :		0.00	0.00	0.00
I.DEMANDES DE SERVICES PROVENANT				
D'AUTRES SOURCES				
ONG :	0	0.00	0.00	0.00
GOUV'T HOTE :	0	0.00	0.00	0.00
AUTRES MIN. :	0	0.00	0.00	0.00
PROV./MUN. :	0	0.00	0.00	0.00
J.ADMINISTRATION: GESTION DU PROGR. & ADMIN. :		0.00	0.00	0.00
CONGES, DEVELOPPEMENT PROF :		0.00	0.00	0.00
K.SERVICES A D'AUTRE PROGRAMMES DE LA MISSION :		0.00	0.00	0.00
L.TOURISM PROGRAM ACTIVITIES :		0.00	0.00	0.00
***** TOTAUX *****		0.00	0.00	0.00

NOMBRE/VISITES/GENS D'AFFAIRS (PUBLIC SECTOR)	DU CANADA :	46
	DE TERRIT :	36
NOMBRE/VISITES/GENS D'AFFAIRS (PRIVATE SECTOR)	DU CANADA :	186
	DE TERRIT :	144

NOMBRE/DEMANDES/PDME/OBSERVATIONS	:	0
-----------------------------------	---	---

NOMBRE/POSTES REMPLIS PAR LES AGENTS	-CANADIENS :	0
	-ENGAGES SUR PLACE:	0

19/05/95

Affaires Étrangères et du Commerce International

TSRPT02F

## SUIVI COMMERCIAL

RAPPORT/CHARGE DE TRAVAIL DES AGENTS  
TRIMESTRE 3 DE L'EXERCISE 1994

MISSION : HARARE

	NOMBRE	%TEMPS-OFFIC. CDIENS	ENG/SP	TEMPS-TOTAL PERS-TRIM
A. DEMANDES/SERV/EXPORT/COMM				
DU CANADA :	98	0.00	0.00	0.00
DES TERRITOIRES :	232	0.00	0.00	0.00
B. VISITES A DES CLIENTS DS TERRITOIRE :	64	0.00	0.00	0.00
C. POLITIQUE COMMERCIALE/EXPORTATIONS				
FOIRES :	0	0.00	0.00	0.00
PROJETS ET ACTIVITES				
MISSIONS :	0	0.00	0.00	0.00
CONF SEMINAIRES :	0	0.00	0.00	0.00
AUTRES :	0	0.00	0.00	0.00
D. RAPPORTS SUR LE COMMERCIAUX/				
L'ECON/LES FINANANCES				
DEM PAR L'AC :	2	0.00	0.00	0.00
INIT DE LA MISS :	2	0.00	0.00	0.00
E. ACTIVITES EN MATIERE DE COMMUNICATIONS :	0	0.00	0.00	0.00
F. INVESTISSEMENT				
DEMANDES DE RENSEIGNEMENTS				
DU CANADA :	43	0.00	0.00	0.00
DES TERRITOIRE :	7	0.00	0.00	0.00
G. PROG. D'APPORT TECHNOLOGIQUES				
DEMANDES SERVICE				
CANADA :	0	0.00	0.00	0.00
CONTACTS ETABLIS :	0	0.00	0.00	0.00
H. PARTIC. A DES ACTIV. A L'EXTER. DE LA MISS :		0.00	0.00	0.00
I. DEMANDES DE SERVICES PROVENANT				
D'AUTRES SOURCES				
ONG :	0	0.00	0.00	0.00
GOUV'T HOTE :	0	0.00	0.00	0.00
AUTRES MIN. :	3	0.00	0.00	0.00
PROV./MUN. :	6	0.00	0.00	0.00
J. ADMINISTRATION: GESTION DU PROGR. & ADMIN. :		0.00	0.00	0.00
CONGES, DEVELOPPEMENT PROF :		0.00	0.00	0.00
K. SERVICES A D'AUTRE PROGRAMMES DE LA MISSION :		0.00	0.00	0.00
L. TOURISM PROGRAM ACTIVITIES :		0.00	0.00	0.00
***** TOTAUX *****		0.00	0.00	0.00

NOMBRE/VISITES/GENS D'AFFAIRS (PUBLIC SECTOR)	DU CANADA :	6
	DE TERRIT :	13
NOMBRE/VISITES/GENS D'AFFAIRS (PRIVATE SECTOR)	DU CANADA :	15
	DE TERRIT :	52

NOMBRE/DEMANDES/PDME/OBSERVATIONS	:	1
-----------------------------------	---	---

NOMBRE/POSTES REMPLIS PAR LES AGENTS	- CANADIENS :	0
	- ENGAGES SUR PLACE :	0

19/05/95

Affaires Étrangères et du Commerce International

TSRPT02F

SUIVI COMMERCIAL

RAPPORT/CHARGE DE TRAVAIL DES AGENTS  
TRIMESTRE 3 DE L'EXERCISE 1994

MISSION : KINSHASA

	NOMBRE	%TEMPS-OFFIC.		TEMPS-TOTAL
		CDIENS	ENG/SP	PERS-TRIM
A.DEMANDES/SERV/EXPORT/COMM				
DU CANADA :	19	0.00	0.00	0.00
DES TERRITOIRES :	27	0.00	0.00	0.00
B.VISITES A DES CLIENTS DS TERRITOIRE :	0	0.00	0.00	0.00
C.POLITIQUE COMMERCIALE/EXPORTATIONS				
FOIRES :	0	0.00	0.00	0.00
PROJETS ET ACTIVITES				
MISSIONS :	0	0.00	0.00	0.00
CONF SEMINAIRES :	0	0.00	0.00	0.00
AUTRES :	0	0.00	0.00	0.00
D.RAPPORTS SUR LE COMMERCIAUX/				
L'ECON/LES FINANANCES				
DEM PAR L'AC :	0	0.00	0.00	0.00
INIT DE LA MISS :	0	0.00	0.00	0.00
E.ACTIVITES EN MATIERE DE COMMUNICATIONS :	0	0.00	0.00	0.00
F.INVESTISSEMENT				
DEMANDES DE RENSEIGNEMENTS				
DU CANADA :	0	0.00	0.00	0.00
DES TERRITOIRE :	0	0.00	0.00	0.00
G.PROG. D'APPORT TECHNOLOGIQUES				
DEMANDES SERVICE				
CANADA :	0	0.00	0.00	0.00
CONTACTS ETABLIS :	0	0.00	0.00	0.00
H.PARTIC. A DES ACTIV. A L'EXTER. DE LA MISS :		0.00	0.00	0.00
I.DEMANDES DE SERVICES PROVENANT				
D'AUTRES SOURCES				
ONG :	0	0.00	0.00	0.00
GOUV'T HOTE :	0	0.00	0.00	0.00
AUTRES MIN. :	0	0.00	0.00	0.00
PROV./MUN. :	0	0.00	0.00	0.00
J.ADMINISTRATION: GESTION DU PROGR. & ADMIN. :		0.00	0.00	0.00
CONGES, DEVELOPPEMENT PROF :		0.00	0.00	0.00
K.SERVICES A D'AUTRE PROGRAMMES DE LA MISSION :		0.00	0.00	0.00
L.TOURISM PROGRAM ACTIVITIES :		0.00	0.00	0.00
***** TOTAUX *****		0.00	0.00	0.00

NOMBRE/VISITES/GENS D'AFFAIRS (PUBLIC SECTOR) DU CANADA : 10

DE TERRIT : 0

NOMBRE/VISITES/GENS D'AFFAIRS (PRIVATE SECTOR) DU CANADA : 3

DE TERRIT : 3

NOMBRE/DEMANDES/PDME/OBSERVATIONS : 0

NOMBRE/POSTES REMPLIS PAR LES AGENTS - CANADIENS : 0

- ENGAGES SUR PLACE : 0

19/05/95

Affaires Étrangères et du Commerce International

TSRPT02F

## SUIVI COMMERCIAL

RAPPORT/CHARGE DE TRAVAIL DES AGENTS  
TRIMESTRE 3 DE L'EXERCISE 1994

MISSION : KOWEIT

	NOMBRE	%TEMPS-OFFIC. CDIENS	ENG/SP	TEMPS-TOTAL PERS-TRIM
A.DEMANDES/SERV/EXPORT/COMM				
DU CANADA :	618	11.00	10.50	0.43
DES TERRITOIRES :	1879	10.50	30.00	0.81
B.VISITES A DES CLIENTS DS TERRITOIRE :	381	9.50	11.50	0.42
C.POLITIQUE COMMERCIALE/EXPORTATIONS				
FOIRES :	0	0.00	0.00	0.00
PROJETS ET ACTIVITES				
MISSIONS :	1	1.50	1.50	0.06
CONF SEMINAIRES :	4	3.50	3.50	0.14
AUTRES :	24	4.50	4.00	0.17
D.RAPPORTS SUR LE COMMERCIAUX/ L'ECON/LES FINANANCES				
DEM PAR L'AC :	9	1.50	1.50	0.06
INIT DE LA MISS :	32	4.50	5.50	0.20
E.ACTIVITES EN MATIERE DE COMMUNICATIONS :	13	4.50	4.50	0.18
F.INVESTISSEMENT				
DU CANADA :	3	1.00	1.00	0.04
DEMANDES DE RENSEIGNEMENTS				
DES TERRITOIRE :	6	1.50	2.50	0.08
G.PROG. D'APPORT TECHNOLOGIQUES				
CANADA :	17	1.50	4.50	0.12
DEMANDES SERVICE				
CONTACTS ETABLIS :	7	1.00	1.00	0.04
H.PARTIC. A DES ACTIV. A L'EXTER. DE LA MISS :		0.00	0.00	0.00
I.DEMANDES DE SERVICES PROVENANT				
D'AUTRES SOURCES				
ONG :	9	1.50	1.50	0.06
GOUV'T HOTE :	14	3.50	3.50	0.14
AUTRES MIN. :	184	3.50	3.50	0.14
PROV./MUN. :	261	5.50	5.50	0.22
J.ADMINISTRATION: GESTION DU PROGR. & ADMIN. :		4.50	0.00	0.09
CONGES, DEVELOPPEMENT PROF :		12.50	2.00	0.29
K.SERVICES A D'AUTRE PROGRAMMES DE LA MISSION :		12.50	1.00	0.27
L.TOURISM PROGRAM ACTIVITIES :		0.50	1.50	0.04
***** TOTAUX *****		100.00	100.00	4.00

NOMBRE/VISITES/GENS D'AFFAIRS (PUBLIC SECTOR)	DU CANADA :	17
	DE TERRIT :	5
NOMBRE/VISITES/GENS D'AFFAIRS (PRIVATE SECTOR)	DU CANADA :	50
	DE TERRIT :	116

NOMBRE/DEMANDES/PDME/OBSERVATIONS	:	5
-----------------------------------	---	---

NOMBRE/POSTES REMPLIS PAR LES AGENTS	- CANADIENS :	2
	- ENGAGES SUR PLACE :	2



19/05/95

Affaires Étrangères et du Commerce International

TSRPT02F

SUIVI COMMERCIAL

RAPPORT/CHARGE DE TRAVAIL DES AGENTS  
TRIMESTRE 3 DE L'EXERCISE 1994

MISSION : LAGOS

		NOMBRE	%TEMPS-OFFIC. CDIENS	ENG/SP	TEMPS-TOTAL PERS-TRIM
A.DEMANDES/SERV/EXPORT/COMM	DU CANADA :	98	0.00	0.00	0.00
	DES TERRITOIRES :	506	0.00	0.00	0.00
B.VISITES A DES CLIENTS DS TERRITOIRE	:	0	0.00	0.00	0.00
C.POLITIQUE COMMERCIALE/EXPORTATIONS	FOIRES :	0	0.00	0.00	0.00
PROJETS ET ACTIVITES	MISSIONS :	0	0.00	0.00	0.00
	CONF SEMINAIRES :	0	0.00	0.00	0.00
	AUTRES :	0	0.00	0.00	0.00
D.RAPPORTS SUR LE COMMERCIAUX/ L'ECON/LES FINANANCES	DEM PAR L'AC :	0	0.00	0.00	0.00
	INIT DE LA MISS :	0	0.00	0.00	0.00
E.ACTIVITES EN MATIERE DE COMMUNICATIONS	:	0	0.00	0.00	0.00
F.INVESTISSEMENT	DU CANADA :	0	0.00	0.00	0.00
DEMANDES DE RENSEIGNEMENTS	DES TERRITOIRE :	0	0.00	0.00	0.00
G.PROG. D'APPORT TECHNOLOGIQUES	CANADA :	0	0.00	0.00	0.00
DEMANDES SERVICE	CONTACTS ETABLIS :	0	0.00	0.00	0.00
H.PARTIC. A DES ACTIV. A L'EXTER. DE LA MISS	:		0.00	0.00	0.00
I.DEMANDES DE SERVICES PROVENANT D'AUTRES SOURCES	ONG :	0	0.00	0.00	0.00
	GOUV'T HOTE :	0	0.00	0.00	0.00
	AUTRES MIN. :	0	0.00	0.00	0.00
	PROV./MUN. :	0	0.00	0.00	0.00
J.ADMINISTRATION: GESTION DU PROGR. & ADMIN.	:		0.00	0.00	0.00
	CONGES, DEVELOPPEMENT PROF :		0.00	0.00	0.00
K.SERVICES A D'AUTRE PROGRAMMES DE LA MISSION	:		0.00	0.00	0.00
L.TOURISM PROGRAM ACTIVITIES	:		0.00	0.00	0.00
***** TOTAUX *****			0.00	0.00	0.00

NOMBRE/VISITES/GENS D'AFFAIRS (PUBLIC SECTOR) DU CANADA : 0  
 DE TERRIT : 48  
 NOMBRE/VISITES/GENS D'AFFAIRS (PRIVATE SECTOR) DU CANADA : 16  
 DE TERRIT : 193

NOMBRE/DEMANDES/PDME/OBSERVATIONS : 0

NOMBRE/POSTES REMPLIS PAR LES AGENTS - CANADIENS : 0  
 - ENGAGES SUR PLACE : 0

19/05/95

Affaires Étrangères et du Commerce International

TSRPT02F

## SUIVI COMMERCIAL

RAPPORT/CHARGE DE TRAVAIL DES AGENTS  
TRIMESTRE 3 DE L'EXERCISE 1994

MISSION : LE CAIRE

	NOMBRE	%TEMPS-OFFIC. CDIENS	ENG/SP	TEMPS-TOTAL PERS-TRIM
A.DEMANDES/SERV/EXPORT/COMM				
DU CANADA :	461	15.00	27.66	0.98
DES TERRITOIRES :	492	15.00	11.66	0.50
B.VISITES A DES CLIENTS DS TERRITOIRE :	213	20.00	17.33	0.72
C.POLITIQUE COMMERCIALE/EXPORTATIONS				
FOIRES :	13	8.00	6.33	0.27
PROJETS ET ACTIVITES				
MISSIONS :	6	5.00	7.66	0.28
CONF SEMINAIRES :	6	2.00	2.33	0.09
AUTRES :	1	10.00	0.00	0.10
D.RAPPORTS SUR LE COMMERCIAUX/ L'ECON/LES FINANANCES				
DEM PAR L'AC :	1	0.00	0.66	0.02
INIT DE LA MISS :	14	5.00	5.66	0.22
E.ACTIVITES EN MATIERE DE COMMUNICATIONS :	5	3.00	1.66	0.08
F.INVESTISSEMENT				
DU CANADA :	1	0.00	0.66	0.02
DEMANDES DE RENSEIGNEMENTS				
DES TERRITOIRE :	2	0.00	1.33	0.04
G.PROG. D'APPORT TECHNOLOGIQUES				
CANADA :	0	0.00	0.00	0.00
DEMANDES SERVICE				
CONTACTS ETABLIS :	0	0.00	0.00	0.00
H.PARTIC. A DES ACTIV. A L'EXTER. DE LA MISS :		0.00	3.33	0.10
I.DEMANDES DE SERVICES PROVENANT				
D'AUTRES SOURCES				
ONG :	3	2.00	2.00	0.08
GOUV'T HOTE :	12	5.00	3.33	0.15
AUTRES MIN. :	2	0.00	3.33	0.10
PROV./MUN. :	5	0.00	2.00	0.06
J.ADMINISTRATION: GESTION DU PROGR. & ADMIN. :		10.00	3.00	0.19
CONGES, DEVELOPPEMENT PROF :		0.00	0.00	0.00
K.SERVICES A D'AUTRE PROGRAMMES DE LA MISSION :		0.00	0.00	0.00
L.TOURISM PROGRAM ACTIVITIES :		0.00	0.00	0.00
***** TOTAUX *****		100.00	99.93	4.00

NOMBRE/VISITES/GENS D'AFFAIRS (PUBLIC SECTOR)	DU CANADA :	12
	DE TERRIT :	45
NOMBRE/VISITES/GENS D'AFFAIRS (PRIVATE SECTOR)	DU CANADA :	110
	DE TERRIT :	210

NOMBRE/DEMANDES/PDME/OBSERVATIONS :	10
-------------------------------------	----

NOMBRE/POSTES REMPLIS PAR LES AGENTS	- CANADIENS :	1
	- ENGAGES SUR PLACE :	3

19/05/95

Affaires Étrangères et du Commerce International

TSRPT02F

SUIVI COMMERCIAL

RAPPORT/CHARGE DE TRAVAIL DES AGENTS  
TRIMESTRE 3 DE L'EXERCISE 1994

MISSION : LIBREVILLE

	NOMBRE	%TEMPS-OFFIC. CDIENS	ENG/SP	TEMPS-TOTAL PERS-TRIM
A.DEMANDES/SERV/EXPORT/COMM				
DU CANADA :	83	0.00	0.00	0.00
DES TERRITOIRES :	67	0.00	0.00	0.00
B.VISITES A DES CLIENTS DS TERRITOIRE :	0	0.00	0.00	0.00
C.POLITIQUE COMMERCIALE/EXPORTATIONS				
FOIRES :	0	0.00	0.00	0.00
PROJETS ET ACTIVITES				
MISSIONS :	0	0.00	0.00	0.00
CONF SEMINAIRES :	0	0.00	0.00	0.00
AUTRES :	0	0.00	0.00	0.00
D.RAPPORTS SUR LE COMMERCIAUX/ L'ECON/LES FINANANCES				
DEM PAR L'AC :	0	0.00	0.00	0.00
INIT DE LA MISS :	0	0.00	0.00	0.00
E.ACTIVITES EN MATIERE DE COMMUNICATIONS :	0	0.00	0.00	0.00
F.INVESTISSEMENT				
DEMANDES DE RENSEIGNEMENTS				
DU CANADA :	0	0.00	0.00	0.00
DES TERRITOIRE :	0	0.00	0.00	0.00
G.PROG. D'APPORT TECHNOLOGIQUES				
DEMANDES SERVICE				
CANADA :	0	0.00	0.00	0.00
CONTACTS ETABLIS :	0	0.00	0.00	0.00
H.PARTIC. A DES ACTIV. A L'EXTER. DE LA MISS :		0.00	0.00	0.00
I.DEMANDES DE SERVICES PROVENANT D'AUTRES SOURCES				
ONG :	0	0.00	0.00	0.00
GOUV'T HOIE :	0	0.00	0.00	0.00
AUTRES MIN. :	0	0.00	0.00	0.00
PROV./MUN. :	0	0.00	0.00	0.00
J.ADMINISTRATION:				
GESTION DU PROGR. & ADMIN. :		0.00	0.00	0.00
CONGES, DEVELOPPEMENT PROF :		0.00	0.00	0.00
K.SERVICES A D'AUTRE PROGRAMMES DE LA MISSION :		0.00	0.00	0.00
L.TOURISM PROGRAM ACTIVITIES :		0.00	0.00	0.00
***** TOTAUX *****		0.00	0.00	0.00

NOMBRE/VISITES/GENS D'AFFAIRS (PUBLIC SECTOR) DU CANADA : 7  
DE TERRIT : 19  
NOMBRE/VISITES/GENS D'AFFAIRS (PRIVATE SECTOR) DU CANADA : 23  
DE TERRIT : 24

NOMBRE/DEMANDES/PDME/OBSERVATIONS : 0

NOMBRE/POSTES REMPLIS PAR LES AGENTS - CANADIENS : 0  
- ENGAGES SUR PLACE: 0

19/05/95

Affaires Étrangères et du Commerce International

TSRPT02F

SUIVI COMMERCIAL

RAPPORT/CHARGE DE TRAVAIL DES AGENTS  
TRIMESTRE 3 DE L'EXERCISE 1994

MISSION : LUSAKA

	NOMBRE	%TEMPS-OFFIC. CDIENS	ENG/SP	TEMPS-TOTAL PERS-TRIM
A.DEMANDES/SERV/EXPORT/COMM				
DU CANADA :	38	0.00	0.00	0.00
DES TERRITOIRES :	19	0.00	0.00	0.00
B.VISITES A DES CLIENTS DS TERRITOIRE :	0	0.00	0.00	0.00
C.POLITIQUE COMMERCIALE/EXPORTATIONS				
FOIRES :	0	0.00	0.00	0.00
PROJETS ET ACTIVITES				
MISSIONS :	0	0.00	0.00	0.00
CONF SEMINAIRES :	0	0.00	0.00	0.00
AUTRES :	0	0.00	0.00	0.00
D.RAPPORTS SUR LE COMMERCIAUX/				
DEM PAR L'AC :	0	0.00	0.00	0.00
L'ECON/LES FINANANCES				
INIT DE LA MISS :	0	0.00	0.00	0.00
E.ACTIVITES EN MATIERE DE COMMUNICATIONS :	0	0.00	0.00	0.00
F.INVESTISSEMENT				
DU CANADA :	0	0.00	0.00	0.00
DEMANDES DE RENSEIGNEMENTS				
DES TERRITOIRE :	0	0.00	0.00	0.00
G.PROG. D'APPORT TECHNOLOGIQUES				
CANADA :	0	0.00	0.00	0.00
DEMANDES SERVICE				
CONTACTS ETABLIS :	0	0.00	0.00	0.00
H.PARTIC. A DES ACTIV. A L'EXTER. DE LA MISS :		0.00	0.00	0.00
I.DEMANDES DE SERVICES PROVENANT				
D'AUTRES SOURCES				
ONG :	0	0.00	0.00	0.00
GOUV'T HOTE :	0	0.00	0.00	0.00
AUTRES MIN. :	0	0.00	0.00	0.00
PROV./MUN. :	0	0.00	0.00	0.00
J.ADMINISTRATION: GESTION DU PROGR. & ADMIN. :		0.00	0.00	0.00
CONGES, DEVELOPPEMENT PROF :		0.00	0.00	0.00
K.SERVICES A D'AUTRE PROGRAMMES DE LA MISSION :		0.00	0.00	0.00
L.TOURISM PROGRAM ACTIVITIES :		0.00	0.00	0.00
***** TOTAUX *****		0.00	0.00	0.00

NOMBRE/VISITES/GENS D'AFFAIRS (PUBLIC SECTOR) DU CANADA : 5  
 DE TERRIT : 3  
 NOMBRE/VISITES/GENS D'AFFAIRS (PRIVATE SECTOR) DU CANADA : 6  
 DE TERRIT : 3

NOMBRE/DEMANDES/PDME/OBSERVATIONS : 0

NOMBRE/POSTES REMPLIS PAR LES AGENTS - CANADIENS : 0  
 - ENGAGES SUR PLACE : 0

19/05/95

Affaires Étrangères et du Commerce International

TSRPT02F

SUIVI COMMERCIAL

RAPPORT/CHARGE DE TRAVAIL DES AGENTS  
TRIMESTRE 3 DE L'EXERCISE 1994

MISSION : NAIROBI

	NOMBRE	%TEMPS-OFFIC.		TEMPS-TOTAL
		CDIENS	ENG/SP	PERS-TRIM
A.DEMANDES/SERV/EXPORT/COMM				
DU CANADA :	154	0.00	0.00	0.00
DES TERRITOIRES :	268	0.00	0.00	0.00
B.VISITES A DES CLIENTS DS TERRITOIRE :	0	0.00	0.00	0.00
C.POLITIQUE COMMERCIALE/EXPORTATIONS				
FOIRES :	0	0.00	0.00	0.00
PROJETS ET ACTIVITES				
MISSIONS :	0	0.00	0.00	0.00
CONF SEMINAIRES :	0	0.00	0.00	0.00
AUTRES :	0	0.00	0.00	0.00
D.RAPPORTS SUR LE COMMERCIAUX/				
DEM PAR L'AC :	0	0.00	0.00	0.00
L'ECON/LES FINANANCES				
INIT DE LA MISS :	0	0.00	0.00	0.00
E.ACTIVITES EN MATIERE DE COMMUNICATIONS :	0	0.00	0.00	0.00
F.INVESTISSEMENT				
DU CANADA :	0	0.00	0.00	0.00
DEMANDES DE RENSEIGNEMENTS				
DES TERRITOIRE :	0	0.00	0.00	0.00
G.PROG. D'APPORT TECHNOLOGIQUES				
CANADA :	0	0.00	0.00	0.00
DEMANDES SERVICE				
CONTACTS ETABLIS :	0	0.00	0.00	0.00
H.PARTIC. A DES ACTIV. A L'EXTER. DE LA MISS :		0.00	0.00	0.00
I.DEMANDES DE SERVICES PROVENANT				
D'AUTRES SOURCES				
ONG :	0	0.00	0.00	0.00
GOUV'T HOTE :	0	0.00	0.00	0.00
AUTRES MIN. :	0	0.00	0.00	0.00
PROV./MUN. :	0	0.00	0.00	0.00
J.ADMINISTRATION: GESTION DU PROGR. & ADMIN. :		0.00	0.00	0.00
CONGES, DEVELOPPEMENT PROF :		0.00	0.00	0.00
K.SERVICES A D'AUTRE PROGRAMMES DE LA MISSION :		0.00	0.00	0.00
L.TOURISM PROGRAM ACTIVITIES :		0.00	0.00	0.00
***** TOTAUX *****		0.00	0.00	0.00

NOMBRE/VISITES/GENS D'AFFAIRS (PUBLIC SECTOR) DU CANADA : 5  
 DE TERRIT : 24  
 NOMBRE/VISITES/GENS D'AFFAIRS (PRIVATE SECTOR) DU CANADA : 21  
 DE TERRIT : 96

NOMBRE/DEMANDES/PDME/OBSERVATIONS : 0

NOMBRE/POSTES REMPLIS PAR LES AGENTS - CANADIENS : 0  
 - ENGAGES SUR PLACE : 0

19/05/95

Affaires Étrangères et du Commerce International

TSRPT02F

SUIVI COMMERCIAL

RAPPORT/CHARGE DE TRAVAIL DES AGENTS  
TRIMESTRE 3 DE L'EXERCISE 1994

MISSION : PRETORIA

	NOMBRE	%TEMPS-OFFIC. CDIENS	ENG/SP	TEMPS-TOTAL PERS-TRIM
A.DEMANDES/SERV/EXPORT/COMM				
DU CANADA :	627	6.00	35.00	0.82
DES TERRITOIRES :	421	12.50	19.00	0.63
B.VISITES A DES CLIENTS DS TERRITOIRE :	48	15.00	5.00	0.40
C.POLITIQUE COMMERCIALE/EXPORTATIONS				
FOIRES :	1	2.50	16.00	0.37
PROJETS ET ACTIVITES				
MISSIONS :	1	18.50	7.50	0.52
CONF SEMINAIRES :	1	0.00	1.00	0.02
AUTRES :	0	0.00	0.00	0.00
D.RAPPORTS SUR LE COMMERCIAUX/				
L'ECON/LES FINANANCES				
DEM PAR L'AC :	4	8.50	4.00	0.25
INIT DE LA MISS :	3	2.00	2.50	0.09
E.ACTIVITES EN MATIERE DE COMMUNICATIONS :	1	1.00	0.00	0.02
F.INVESTISSEMENT				
DU CANADA :	2	0.50	0.00	0.01
DEMANDES DE RENSEIGNEMENTS				
DES TERRITOIRE :	3	0.50	0.00	0.01
G.PROG. D'APPORT TECHNOLOGIQUES				
CANADA :	0	0.00	0.00	0.00
DEMANDES SERVICE				
CONTACTS ETABLIS :	0	0.00	0.00	0.00
H.PARTIC. A DES ACTIV. A L'EXTER. DE LA MISS :		10.00	0.00	0.20
I.DEMANDES DE SERVICES PROVENANT				
D'AUTRES SOURCES				
ONG :	3	0.50	0.00	0.01
GOUV'T HOTE :	1	0.50	0.00	0.01
AUTRES MIN. :	3	2.50	0.00	0.05
PROV./MUN. :	2	2.50	0.00	0.05
J.ADMINISTRATION: GESTION DU PROGR. & ADMIN. :		15.50	9.00	0.49
CONGES, DEVELOPPEMENT PROF :		0.50	1.00	0.03
K.SERVICES A D'AUTRE PROGRAMMES DE LA MISSION :		1.00	0.00	0.02
L.TOURISM PROGRAM ACTIVITIES :		0.00	0.00	0.00
***** TOTAUX *****		100.00	100.00	4.00

NOMBRE/VISITES/GENS D'AFFAIRS (PUBLIC SECTOR) DU CANADA : 12  
 DE TERRIT : 1  
 NOMBRE/VISITES/GENS D'AFFAIRS (PRIVATE SECTOR) DU CANADA : 29  
 DE TERRIT : 52

NOMBRE/DEMANDES/PDME/OBSERVATIONS : 3

NOMBRE/POSTES REMPLIS PAR LES AGENTS -CANADIENS : 2  
 -ENGAGES SUR PLACE: 2

19/05/95

Affaires Étrangères et du Commerce International

TSRPT02F

SUIVI COMMERCIAL

RAPPORT/CHARGE DE TRAVAIL DES AGENTS  
TRIMESTRE 3 DE L'EXERCISE 1994

MISSION : RABAT

	NOMBRE	%TEMPS-OFFIC. CDIENS	ENG/SP	TEMPS-TOTAL PERS-TRIM
A.DEMANDES/SERV/EXPORT/COMM				
DU CANADA :	211	25.00	47.50	1.20
DES TERRITOIRES :	140	20.00	25.00	0.70
B.VISITES A DES CLIENTS DS TERRITOIRE :	21	15.00	17.50	0.50
C.POLITIQUE COMMERCIALE/EXPORTATIONS				
FOIRES :	0	0.00	0.00	0.00
PROJETS ET ACTIVITES				
MISSIONS :	0	5.00	0.00	0.05
CONF SEMINAIRES :	0	0.00	0.00	0.00
AUTRES :	0	0.00	0.00	0.00
D.RAPPORTS SUR LE COMMERCIAUX/				
L'ECON/LES FINANANCES				
DEM PAR L'AC :	0	6.00	0.00	0.06
INIT DE LA MISS :	0	4.00	0.00	0.04
E.ACTIVITES EN MATIERE DE COMMUNICATIONS :	0	6.00	0.00	0.06
F.INVESTISSEMENT				
DEMANDES DE RENSEIGNEMENTS				
DU CANADA :	0	1.00	0.00	0.01
DES TERRITOIRE :	0	1.00	0.00	0.01
G.PROG. D'APPORT TECHNOLOGIQUES				
DEMANDES SERVICE				
CANADA :	0	0.00	0.00	0.00
CONTACTS ETABLIS :	0	0.00	0.00	0.00
H.PARTIC. A DES ACTIV. A L'EXTER. DE LA MISS :		0.00	0.00	0.00
I.DEMANDES DE SERVICES PROVENANT				
D'AUTRES SOURCES				
ONG :	0	1.00	0.00	0.01
GOUV'T HOTE :	0	1.00	0.00	0.01
AUTRES MIN. :	0	3.00	0.00	0.03
PROV./MUN. :	0	1.00	0.00	0.01
J.ADMINISTRATION: GESTION DU PROGR. & ADMIN. :		5.00	5.00	0.15
CONGES, DEVELOPPEMENT PROF :		0.00	5.00	0.10
K.SERVICES A D'AUTRE PROGRAMMES DE LA MISSION :		6.00	0.00	0.06
L.TOURISM PROGRAM ACTIVITIES :		0.00	0.00	0.00
***** TOTAUX *****		100.00	100.00	3.00

NOMBRE/VISITES/GENS D'AFFAIRS (PUBLIC SECTOR)	DU CANADA :	2
	DE TERRIT :	4
NOMBRE/VISITES/GENS D'AFFAIRS (PRIVATE SECTOR)	DU CANADA :	28
	DE TERRIT :	60
NOMBRE/DEMANDES/PDME/OBSERVATIONS :		3
NOMBRE/POSTES REMPLIS PAR LES AGENTS		
-CANADIENS :		1
-ENGAGES SUR PLACE:		2

19/05/95

Affaires Étrangères et du Commerce International

TSRPT02F

## SUIVI COMMERCIAL

RAPPORT/CHARGE DE TRAVAIL DES AGENTS  
TRIMESTRE 3 DE L'EXERCISE 1994

MISSION : RIYAD

	NOMBRE	%TEMPS-OFFIC. CDIENS	ENG/SP	TEMPS-TOTAL PERS-TRIM
A. DEMANDES/SERV/EXPORT/COMM				
DU CANADA :	516	16.25	30.00	1.55
DES TERRITOIRES :	713	21.25	25.00	1.60
B. VISITES A DES CLIENTS DS TERRITOIRE	145	12.00	8.33	0.73
C. POLITIQUE COMMERCIALE/EXPORTATIONS				
FOIRES :	3	1.50	0.00	0.06
PROJETS ET ACTIVITES				
MISSIONS :	5	10.00	10.00	0.70
CONF SEMINAIRES :	2	3.75	0.00	0.15
AUTRES :	2	1.25	0.00	0.05
D. RAPPORTS SUR LE COMMERCIAUX/ L'ECON/LES FINANANCES				
DEM PAR L'AC :	7	0.75	3.00	0.12
INIT DE LA MISS :	5	0.50	2.00	0.08
E. ACTIVITES EN MATIERE DE COMMUNICATIONS	10	4.25	0.00	0.17
F. INVESTISSEMENT				
DU CANADA :	6	0.00	0.00	0.00
DEMANDES DE RENSEIGNEMENTS				
DES TERRITOIRE :	14	1.25	0.00	0.05
G. PROG. D'APPORT TECHNOLOGIQUES				
CANADA :	0	0.00	0.00	0.00
DEMANDES SERVICE				
CONTACTS ETABLIS :	0	0.00	0.00	0.00
H. PARTIC. A DES ACTIV. A L'EXTER. DE LA MISS		5.75	5.00	0.38
I. DEMANDES DE SERVICES PROVENANT				
D'AUTRES SOURCES				
ONG :	25	1.25	0.33	0.06
GOUV'T HOTE :	18	1.25	0.66	0.07
AUTRES MIN. :	7	3.75	1.66	0.20
PROV./MUN. :	22	0.25	0.66	0.03
J. ADMINISTRATION: GESTION DU PROGR. & ADMIN.		5.50	5.00	0.37
CONGES, DEVELOPPEMENT PROF		7.00	0.00	0.28
K. SERVICES A D'AUTRE PROGRAMMES DE LA MISSION		2.50	3.33	0.20
L. TOURISM PROGRAM ACTIVITIES		0.00	5.00	0.15
***** TOTAUX *****		100.00	99.97	7.00

NOMBRE/VISITES/GENS D'AFFAIRS (PUBLIC SECTOR)	DU CANADA :	25
	DE TERRIT :	72
NOMBRE/VISITES/GENS D'AFFAIRS (PRIVATE SECTOR)	DU CANADA :	65
	DE TERRIT :	264

NOMBRE/DEMANDES/PDME/OBSERVATIONS	:	4
-----------------------------------	---	---

NOMBRE/POSTES REMPLIS PAR LES AGENTS	- CANADIENS :	4
	- ENGAGES SUR PLACE :	3



19/05/95

Affaires Étrangères et du Commerce International

TSRPT02F

SUIVI COMMERCIAL

RAPPORT/CHARGE DE TRAVAIL DES AGENTS  
TRIMESTRE 3 DE L'EXERCISE 1994

MISSION : TÉHÉРАН

	NOMBRE	%TEMPS-OFFIC.		TEMPS-TOTAL
		CDIENS	ENG/SP	PERS-TRIM
A.DEMANDES/SERV/EXPORT/COMM				
DU CANADA :	305	25.00	36.00	1.47
DES TERRITOIRES :	495	11.66	16.00	0.67
B.VISITES A DES CLIENTS DS TERRITOIRE :	128	12.00	18.00	0.72
C.POLITIQUE COMMERCIALE/EXPORTATIONS				
FOIRES :	1	8.33	11.00	0.47
PROJETS ET ACTIVITES				
MISSIONS :	2	3.33	4.00	0.18
CONF SEMINAIRES :	0	0.00	0.00	0.00
AUTRES :	0	0.00	0.00	0.00
D.RAPPORTS SUR LE COMMERCIAUX/				
L'ECON/LES FINANANCES				
DEM PAR L'AC :	4	2.00	7.50	0.21
INIT DE LA MISS :	6	2.00	4.00	0.14
E.ACTIVITES EN MATIERE DE COMMUNICATIONS :	0	0.00	0.00	0.00
F.INVESTISSEMENT				
DEMANDES DE RENSEIGNEMENTS				
DU CANADA :	3	0.66	0.00	0.02
DES TERRITOIRE :	9	1.33	0.50	0.05
G.PROG. D'APPORT TECHNOLOGIQUES				
DEMANDES SERVICE				
CANADA :	0	0.00	0.00	0.00
CONTACTS ETABLIS :	0	0.00	0.00	0.00
H.PARTIC. A DES ACTIV. A L'EXTER. DE LA MISS :		3.33	0.00	0.10
I.DEMANDES DE SERVICES PROVENANT				
D'AUTRES SOURCES				
ONG :	0	0.00	0.00	0.00
GOUV'T HOTE :	1	2.00	0.00	0.06
AUTRES MIN. :	0	0.00	0.00	0.00
PROV./MUN. :	0	0.00	0.00	0.00
J.ADMINISTRATION: GESTION DU PROGR. & ADMIN. :		8.33	0.00	0.25
CONGES, DEVELOPPEMENT PROF :		13.33	2.50	0.45
K.SERVICES A D'AUTRE PROGRAMMES DE LA MISSION :		6.66	0.50	0.21
L.TOURISM PROGRAM ACTIVITIES :		0.00	0.00	0.00
***** TOTAUX *****		99.96	100.00	5.00

NOMBRE/VISITES/GENS D'AFFAIRS (PUBLIC SECTOR) DU CANADA : 7  
DE TERRIT : 28  
NOMBRE/VISITES/GENS D'AFFAIRS (PRIVATE SECTOR) DU CANADA : 111  
DE TERRIT : 174

NOMBRE/DEMANDES/PDME/OBSERVATIONS : 1

NOMBRE/POSTES REMPLIS PAR LES AGENTS - CANADIENS : 3  
- ENGAGES SUR PLACE: 2

19/05/95

Affaires Étrangères et du Commerce International

TSRPT02F

SUIVI COMMERCIAL

RAPPORT/CHARGE DE TRAVAIL DES AGENTS  
TRIMESTRE 3 DE L'EXERCISE 1994

MISSION : TEL AVIV

	NOMBRE	%TEMPS-OFFIC. CDIENS	ENG/SP	TEMPS-TOTAL PERS-TRIM
A.DEMANDES/SERV/EXPORT/COMM				
DU CANADA :	550	20.00	17.50	0.55
DES TERRITOIRES :	710	5.00	16.00	0.37
B.VISITES A DES CLIENTS DS TERRITOIRE :	70	15.00	15.00	0.45
C.POLITIQUE COMMERCIALE/EXPORTATIONS				
FOIRES :	1	0.00	7.50	0.15
PROJETS ET ACTIVITES				
MISSIONS :	2	10.00	7.50	0.25
CONF SEMINAIRES :	2	2.00	6.50	0.15
AUTRES :	0	0.00	0.00	0.00
D.RAPPORTS SUR LE COMMERCIAUX/				
DEM PAR L'AC :	6	5.00	10.00	0.25
L'ECON/LES FINANANCES				
INIT DE LA MISS :	0	5.00	0.00	0.05
E.ACTIVITES EN MATIERE DE COMMUNICATIONS :	1	6.00	0.00	0.06
F.INVESTISSEMENT				
DU CANADA :	0	0.00	0.00	0.00
DEMANDES DE RENSEIGNEMENTS				
DES TERRITOIRE :	0	0.00	0.00	0.00
G.PROG. D'APPORT TECHNOLOGIQUES				
CANADA :	12	2.00	4.00	0.10
DEMANDES SERVICE				
CONTACTS ETABLIS :	5	0.00	6.00	0.12
H.PARTIC. A DES ACTIV. A L'EXTER. DE LA MISS :		0.00	5.00	0.10
I.DEMANDES DE SERVICES PROVENANT				
D'AUTRES SOURCES				
ONG :	0	0.00	0.00	0.00
GOUV'T HOTE :	0	0.00	0.00	0.00
AUTRES MIN. :	10	2.00	0.00	0.02
PROV./MUN. :	0	0.00	0.00	0.00
J.ADMINISTRATION: GESTION DU PROGR. & ADMIN. :		12.00	0.00	0.12
CONGES, DEVELOPPEMENT PROF :		12.00	5.00	0.22
K.SERVICES A D'AUTRE PROGRAMMES DE LA MISSION :		2.00	0.00	0.02
L.TOURISM PROGRAM ACTIVITIES :		2.00	0.00	0.02
***** TOTAUX *****		100.00	100.00	3.00

NOMBRE/VISITES/GENS D'AFFAIRS (PUBLIC SECTOR) DU CANADA : 13  
 DE TERRIT : 32  
 NOMBRE/VISITES/GENS D'AFFAIRS (PRIVATE SECTOR) DU CANADA : 46  
 DE TERRIT : 162

NOMBRE/DEMANDES/PDME/OBSERVATIONS : 3

NOMBRE/POSTES REMPLIS PAR LES AGENTS - CANADIENS : 1  
 - ENGAGES SUR PLACE : 2

TSRPT02F

## SUIVI COMMERCIAL

RAPPORT/CHARGE DE TRAVAIL DES AGENTS  
TRIMESTRE 3 DE L'EXERCISE 1994

MISSION : TUNIS

	NOMBRE	%TEMPS-OFFIC. CDIENS	ENG/SP	TEMPS-TOTAL PERS-TRIM
A.DEMANDES/SERV/EXPORT/COMM				
DU CANADA :	290	30.00	40.00	0.70
DES TERRITOIRES :	174	20.00	18.00	0.38
B.VISITES A DES CLIENTS DS TERRITOIRE :	41	25.00	14.00	0.39
C.POLITIQUE COMMERCIALE/EXPORTATIONS				
FOIRES :	2	3.00	10.00	0.13
PROJETS ET ACTIVITES				
MISSIONS :	3	2.00	10.00	0.12
CONF SEMINAIRES :	0	0.00	0.00	0.00
AUTRES :	0	0.00	0.00	0.00
D.RAPPORTS SUR LE COMMERCIAUX/				
L'ECON/LES FINANANCES				
DEM PAR L'AC :	3	2.00	1.00	0.03
INIT DE LA MISS :	3	2.00	2.00	0.04
E.ACTIVITES EN MATIERE DE COMMUNICATIONS :	1	1.00	0.00	0.01
F.INVESTISSEMENT				
DU CANADA :	0	0.00	0.00	0.00
DEMANDES DE RENSEIGNEMENTS				
DES TERRITOIRE :	0	0.00	0.00	0.00
G.PROG. D'APPORT TECHNOLOGIQUES				
CANADA :	0	0.00	0.00	0.00
DEMANDES SERVICE				
CONTACTS ETABLIS :	0	0.00	0.00	0.00
H.PARTIC. A DES ACTIV. A L'EXTER. DE LA MISS :		5.00	0.00	0.05
I.DEMANDES DE SERVICES PROVENANT				
D'AUTRES SOURCES				
ONG :	0	0.00	0.00	0.00
GOUV'T HOTE :	4	2.00	1.00	0.03
AUTRES MIN. :	0	0.00	0.00	0.00
PROV./MUN. :	5	3.00	2.00	0.05
J.ADMINISTRATION: GESTION DU PROGR. & ADMIN. :		3.00	1.00	0.04
CONGES, DEVELOPPEMENT PROF :		0.00	0.00	0.00
K.SERVICES A D'AUTRE PROGRAMMES DE LA MISSION :		2.00	1.00	0.03
L.TOURISM PROGRAM ACTIVITIES :		0.00	0.00	0.00
***** TOTAUX *****		100.00	100.00	2.00

NOMBRE/VISITES/GENS D'AFFAIRS (PUBLIC SECTOR)	DU CANADA :	10
	DE TERRIT :	8
NOMBRE/VISITES/GENS D'AFFAIRS (PRIVATE SECTOR)	DU CANADA :	63
	DE TERRIT :	49

NOMBRE/DEMANDES/PDME/OBSERVATIONS :	2
-------------------------------------	---

NOMBRE/POSTES REMPLIS PAR LES AGENTS	- CANADIENS :	1
	- ENGAGES SUR PLACE :	1

TSRPT02F

## SUIVI COMMERCIAL

RAPPORT/CHARGE DE TRAVAIL DES AGENTS  
TRIMESTRE 3 DE L'EXERCISE 1994

MISSION : YAOUNDÉ

	NOMBRE	%TEMPS-OFFIC. CDIENS	ENG/SP	TEMPS-TOTAL PERS-TRIM
A. DEMANDES/SERV/EXPORT/COMM				
DU CANADA :	184	0.00	26.00	0.26
DES TERRITOIRES :	94	0.00	12.00	0.12
B. VISITES A DES CLIENTS DS TERRITOIRE :	14	0.00	8.00	0.08
C. POLITIQUE COMMERCIALE/EXPORTATIONS				
FOIRES :	0	0.00	0.00	0.00
PROJETS ET ACTIVITES				
MISSIONS :	2	0.00	8.00	0.08
CONF SEMINAIRES :	0	0.00	0.00	0.00
AUTRES :	0	0.00	0.00	0.00
D. RAPPORTS SUR LE COMMERCIAUX/				
L'ECON/LES FINANANCES				
DEM PAR L'AC :	5	0.00	10.00	0.10
INIT DE LA MISS :	4	0.00	6.00	0.06
E. ACTIVITES EN MATIERE DE COMMUNICATIONS :	0	0.00	0.00	0.00
F. INVESTISSEMENT				
DU CANADA :	0	0.00	0.00	0.00
DEMANDES DE RENSEIGNEMENTS				
DES TERRITOIRE :	0	0.00	0.00	0.00
G. PROG. D'APPORT TECHNOLOGIQUES				
CANADA :	0	0.00	0.00	0.00
DEMANDES SERVICE				
CONTACTS ETABLIS :	0	0.00	0.00	0.00
H. PARTIC. A DES ACTIV. A L'EXTER. DE LA MISS :		0.00	5.00	0.05
I. DEMANDES DE SERVICES PROVENANT				
D'AUTRES SOURCES				
ONG :	0	0.00	2.00	0.02
GOUV'T HOTE :	0	0.00	3.00	0.03
AUTRES MIN. :	0	0.00	0.00	0.00
PROV./MUN. :	0	0.00	0.00	0.00
J. ADMINISTRATION: GESTION DU PROGR. & ADMIN. :		0.00	5.00	0.05
CONGES, DEVELOPPEMENT PROF :		0.00	0.00	0.00
K. SERVICES A D'AUTRE PROGRAMMES DE LA MISSION :		0.00	15.00	0.15
L. TOURISM PROGRAM ACTIVITIES :		0.00	0.00	0.00
***** TOTAUX *****		0.00	100.00	1.00

NOMBRE/VISITES/GENS D'AFFAIRS (PUBLIC SECTOR)	DU CANADA :	8
	DE TERRIT :	26
NOMBRE/VISITES/GENS D'AFFAIRS (PRIVATE SECTOR)	DU CANADA :	10
	DE TERRIT :	61

NOMBRE/DEMANDES/PDME/OBSERVATIONS	:	2
-----------------------------------	---	---

NOMBRE/POSTES REMPLIS PAR LES AGENTS	- CANADIENS :	0
	- ENGAGES SUR PLACE :	1







3/01/93

Affaires Étrangères du Canada

SCRIPTURE

LETRE COMMERCIAL

RAPPORT/CHARGE DE TRAVAIL DES AGENTS  
TRIMESTRIEL DE L'IDENTITE 1993

REGION ASIE PACIFIQUE **ASIE ET PACIFIQUE**

		TEMPS OFFICIEL	TEMPS TOTAL
A. DEMANDES DE SERVICE/PROCES/OTHER	DU CANADA	11,772	19,84
	DES TERRITOIRES	1,539	9,59
B. VISITES A DES CHIEFS		2,763	9,84
C. POLITIQUE COMMERCIALE			
PROCES DE MONTREAL	BEIJING		9,10
	HONG KONG		9,72
	SHANGHAI		4,77
			3,85
D. RAPPORTS SUR LE TRAVAIL			
DE LA MISS			
E. ACTIVITES EN MATIERE			
INVESTISSEMENT			
DEMANDES DE RELEVEMENT			
F. PROG. D'APPOUI-TECHNIQUE			
DEMANDES SERVICE			
G. PARTICIPATION A DES ACTIVITES			
DEMANDES DE SERVICE			
D'AUTRES ACTIVITES			
H. ADMINISTRATION			
I. SERVICES A D'AUTRES PROGRAMMES DE LA MISSION			
J. TOURISM PROGRAM ACTIVITIES			
***** TOTAUX *****		99,86	99,87

\* Le rapport trimestriel de ces missions n'était pas disponible.

NOMBRE/POSTES REMPLIS PAR LES AGENTS CANADIENS : 69  
ENGAGES SUR PLACE : 74





19/05/95

Affaires Étrangères et du Commerce International

TSRPT02F

SUIVI COMMERCIAL

RAPPORT/CHARGE DE TRAVAIL DES AGENTS  
TRIMESTRE 3 DE L'EXERCISE 1994

REGION : ASIE PACIFIQUE

	NOMBRE	%TEMPS-OFFIC. CDIENS	ENG/SP	TEMPS-TOTAL PERS-TRIM
A. DEMANDES/SERV/EXPORT/COMM				
DU CANADA	: 11172	15.94	20.82	24.82
DES TERRITOIRES	: 15920	9.50	17.95	18.90
B. VISITES A DES CLIENTS DS TERRITOIRE	: 2769	9.86	11.06	14.01
C. POLITIQUE COMMERCIALE/EXPORTATIONS				
PROJETS ET ACTIVITES				
FOIRES	: 98	5.20	5.10	6.85
MISSIONS	: 172	12.30	8.32	13.42
CONF SEMINAIRES	: 122	4.23	4.27	5.66
AUTRES	: 90	3.30	2.56	3.85
D. RAPPORTS SUR LE COMMERCIAUX/ L'ECON/LES FINANANCES				
DEM PAR L'AC	: 140	1.52	2.22	2.55
INIT DE LA MISS	: 337	4.57	4.10	5.74
E. ACTIVITES EN MATIERE DE COMMUNICATIONS	: 192	1.55	0.98	1.65
F. INVESTISSEMENT				
DEMANDES DE RENSEIGNEMENTS				
DU CANADA	: 183	1.16	1.72	1.97
DES TERRITOIRE	: 281	1.23	2.24	2.39
G. PROG. D'APPORT TECHNOLOGIQUES				
DEMANDES SERVICE				
CANADA	: 63	0.20	1.20	1.01
CONTACTS ETABLIS	: 25	0.10	0.01	0.07
H. PARTIC. A DES ACTIV. A L'EXTER. DE LA MISS	: 192	1.49	0.63	1.35
I. DEMANDES DE SERVICES PROVENANT D'AUTRES SOURCES				
ONG	: 218	0.66	0.63	0.86
GOUV'T HOTE	: 411	2.03	1.63	2.41
AUTRES MIN.	: 477	2.40	2.06	2.95
PROV./MUN.	: 475	3.49	1.52	3.19
J. ADMINISTRATION: GESTION DU PROGR. & ADMIN.	: 10.83	10.83	2.56	8.29
CONGES, DEVELOPPEMENT PROF	: 3.76	3.76	2.16	3.82
K. SERVICES A D'AUTRE PROGRAMMES DE LA MISSION	: 2.79	2.79	0.59	2.09
L. TOURISM PROGRAM ACTIVITIES	: 1.77	1.77	5.54	5.15
***** TOTAUX *****		99.88	99.87	133.00

NOMBRE/VISITES/GENS D'AFFAIRS (PUBLIC SECTOR) DU CANADA : 959  
DE TERRIT : 713  
NOMBRE/VISITES/GENS D'AFFAIRS (PRIVATE SECTOR) DU CANADA : 3100  
DE TERRIT : 10251

NOMBRE/DEMANDES/PDME/OBSERVATIONS : 77

NOMBRE/POSTES REMPLIS PAR LES AGENTS - CANADIENS : 59  
- ENGAGES SUR PLACE : 74

25/01/95

Affaires étrangères et du Commerce International

TSRPT02F

SUIVI COMMERCIAL

RAPPORT/CHARGE DE TRAVAIL DES AGENTS  
TRIMESTRE 3 DE L'EXERCISE 1994

SOUS-REGION: CHINE, HONG-KONG

		NOMBRE	%TEMPS-OFFIC.		TEMPS-TOTAL
			CDIENS	ENG/SP	PERS-TRIM
A.DEMANDES/SERV/EXPORT/COMM	DU CANADA :	1614	17.09	18.76	3.38
	DES TERRITOIRES :	712	7.27	17.13	2.17
B.VISITES A DES CLIENTS DS TERRITOIRE	:	250	9.18	16.88	2.36
C.POLITIQUE COMMERCIALE/EXPORTATIONS	FOIRES :	10	1.63	3.50	0.46
PROJETS ET ACTIVITES	MISSIONS :	48	23.10	17.00	3.90
	CONF SEMINAIRES :	9	1.00	5.00	0.51
	AUTRES :	4	1.82	0.38	0.23
D.RAPPORTS SUR LE COMMERCIAUX/	DEM PAR L'AC :	17	0.91	0.00	0.10
L'ECON/LES FINANANCES	INIT DE LA MISS :	13	1.72	0.00	0.19
E.ACTIVITES EN MATIERE DE COMMUNICATIONS	:	12	0.82	0.00	0.09
F.INVESTISSEMENT	DU CANADA :	40	0.63	3.25	0.33
DEMANDES DE RENSEIGNEMENTS	DES TERRITOIRE :	86	0.55	3.87	0.37
G.PROG. D'APPORT TECHNOLOGIQUES	CANADA :	2	0.09	0.00	0.01
DEMANDES SERVICE	CONTACTS ETABLIS :	0	0.00	0.00	0.00
H.PARTIC. A DES ACTIV. A L'EXTER. DE LA MISS	:		3.18	5.75	0.81
I.DEMANDES DE SERVICES PROVENANT	ONG :	65	0.27	1.50	0.15
D'AUTRES SOURCES	GOUV'T HOTE :	68	0.82	0.75	0.15
	AUTRES MIN. :	93	3.00	1.88	0.48
	PROV./MUN. :	132	5.27	1.75	0.72
J.ADMINISTRATION: GESTION DU PROGR. & ADMIN.	:		13.00	2.12	1.60
	CONGES, DEVELOPPEMENT PROF :		5.27	0.25	0.60
K.SERVICES A D'AUTRE PROGRAMMES DE LA MISSION	:		3.36	0.12	0.38
L.TOURISM PROGRAM ACTIVITIES	:		0.00	0.12	0.01
***** TOTAUX *****			99.98	100.01	19.00

NOMBRE/VISITES/GENS D'AFFAIRS (PUBLIC SECTOR)	DU CANADA :	308
	DE TERRIT :	184
NOMBRE/VISITES/GENS D'AFFAIRS (PRIVATE SECTOR)	DU CANADA :	768
	DE TERRIT :	507

NOMBRE/DEMANDES/PDME/OBSERVATIONS	:	30
-----------------------------------	---	----

NOMBRE/POSTES REMPLIS PAR LES AGENTS	- CANADIENS :	11
	- ENGAGES SUR PLACE :	8

19/05/95

Affaires Étrangères et du Commerce International

TSRPT02F

SUIVI COMMERCIAL

RAPPORT/CHARGE DE TRAVAIL DES AGENTS  
TRIMESTRE 3 DE L'EXERCISE 1994

MISSION : BEIJING

	NOMBRE	%TEMPS-OFFIC. CDIENS	ENG/SP	TEMPS-TOTAL PERS-TRIM
A.DEMANDES/SERV/EXPORT/COMM				
DU CANADA :	768	17.83	0.00	1.07
DES TERRITOIRES :	458	7.66	0.00	0.46
B.VISITES A DES CLIENTS DS TERRITOIRE :	86	7.00	0.00	0.42
C.POLITIQUE COMMERCIALE/EXPORTATIONS				
FOIRES :	8	2.16	0.00	0.13
PROJETS ET ACTIVITES				
MISSIONS :	19	26.50	0.00	1.59
CONF SEMINAIRES :	7	1.83	0.00	0.11
AUTRES :	4	3.33	0.00	0.20
D.RAPPORTS SUR LE COMMERCIAUX/				
L'ECON/LES FINANANCES				
DEM PAR L'AC :	17	1.66	0.00	0.10
INIT DE LA MISS :	9	1.33	0.00	0.08
E.ACTIVITES EN MATIERE DE COMMUNICATIONS :	12	1.50	0.00	0.09
F.INVESTISSEMENT				
DU CANADA :	15	0.33	0.00	0.02
DEMANDES DE RENSEIGNEMENTS				
DES TERRITOIRE :	22	1.00	0.00	0.06
G.PROG. D'APPORT TECHNOLOGIQUES				
CANADA :	2	0.16	0.00	0.01
DEMANDES SERVICE				
CONTACTS ETABLIS :	0	0.00	0.00	0.00
H.PARTIC. A DES ACTIV. A L'EXTER. DE LA MISS :		5.83	0.00	0.35
I.DEMANDES DE SERVICES PROVENANT				
D'AUTRES SOURCES				
ONG :	16	0.50	0.00	0.03
GOUV'T HOTE :	47	1.00	0.00	0.06
AUTRES MIN. :	70	4.83	0.00	0.29
PROV./MUN. :	91	8.16	0.00	0.49
J.ADMINISTRATION: GESTION DU PROGR. & ADMIN. :		3.00	0.00	0.18
CONGES, DEVELOPPEMENT PROF :		4.00	0.00	0.24
K.SERVICES A D'AUTRE PROGRAMMES DE LA MISSION :		0.33	0.00	0.02
L.TOURISM PROGRAM ACTIVITIES :		0.00	0.00	0.00
***** TOTAUX *****		99.94	0.00	6.00

NOMBRE/VISITES/GENS D'AFFAIRS (PUBLIC SECTOR)	DU CANADA :	54
	DE TERRIT :	0
NOMBRE/VISITES/GENS D'AFFAIRS (PRIVATE SECTOR)	DU CANADA :	307
	DE TERRIT :	258

NOMBRE/DEMANDES/PDME/OBSERVATIONS	:	13
-----------------------------------	---	----

NOMBRE/POSTES REMPLIS PAR LES AGENTS	- CANADIENS :	6
	- ENGAGES SUR PLACE :	0



19/05/95

Affaires Étrangères et du Commerce International

TSRPT02F

SUIVI COMMERCIAL

RAPPORT/CHARGE DE TRAVAIL DES AGENTS  
TRIMESTRE 3 DE L'EXERCISE 1994

MISSION : SHANGHAI

	NOMBRE	%TEMPS-OFFIC. CDIENS	ENG/SP	TEMPS-TOTAL PERS-TRIM
A.DEMANDES/SERV/EXPORT/COMM				
DU CANADA :	310	12.50	22.50	0.70
DES TERRITOIRES :	145	5.00	15.00	0.40
B.VISITES A DES CLIENTS DS TERRITOIRE :	65	15.00	12.50	0.55
C.POLITIQUE COMMERCIALE/EXPORTATIONS				
FOIRES :	1	2.50	5.00	0.15
PROJETS ET ACTIVITES				
MISSIONS :	5	35.00	30.00	1.30
CONF SEMINAIRES :	1	0.00	2.50	0.05
AUTRES :	0	0.00	0.00	0.00
D.RAPPORTS SUR LE COMMERCIAUX/ L'ECON/LES FINANANCES				
DEM PAR L'AC :	0	0.00	0.00	0.00
INIT DE LA MISS :	0	0.00	0.00	0.00
E.ACTIVITES EN MATIERE DE COMMUNICATIONS :	0	0.00	0.00	0.00
F.INVESTISSEMENT				
DU CANADA :	3	2.50	2.50	0.10
DEMANDES DE RENSEIGNEMENTS				
DES TERRITOIRE :	6	0.00	2.50	0.05
G.PROG. D'APPORT TECHNOLOGIQUES				
CANADA :	0	0.00	0.00	0.00
DEMANDES SERVICE				
CONTACTS ETABLIS :	0	0.00	0.00	0.00
H.PARTIC. A DES ACTIV. A L'EXTER. DE LA MISS :		0.00	0.00	0.00
I.DEMANDES DE SERVICES PROVENANT				
D'AUTRES SOURCES				
ONG :	0	0.00	0.00	0.00
GOUV'T HOTE :	0	0.00	0.00	0.00
AUTRES MIN. :	0	0.00	0.00	0.00
PROV./MUN. :	0	0.00	0.00	0.00
J.ADMINISTRATION: GESTION DU PROGR. & ADMIN. :		20.00	7.50	0.55
CONGES, DEVELOPPEMENT PROF :		0.00	0.00	0.00
K.SERVICES A D'AUTRE PROGRAMMES DE LA MISSION :		7.50	0.00	0.15
L.TOURISM PROGRAM ACTIVITIES :		0.00	0.00	0.00
***** TOTAUX *****		100.00	100.00	4.00

NOMBRE/VISITES/GENS D'AFFAIRS (PUBLIC SECTOR) DU CANADA : 78  
 DE TERRIT : 42  
 NOMBRE/VISITES/GENS D'AFFAIRS (PRIVATE SECTOR) DU CANADA : 163  
 DE TERRIT : 29

NOMBRE/DEMANDES/PDME/OBSERVATIONS : 9

NOMBRE/POSTES REMPLIS PAR LES AGENTS - CANADIENS : 2  
 - ENGAGES SUR PLACE : 2

25/01/95

Affaires étrangères et du Commerce International

TSRPT02F

SUIVI COMMERCIAL

RAPPORT/CHARGE DE TRAVAIL DES AGENTS  
TRIMESTRE 3 DE L'EXERCISE 1994

SOUS-REGION: JAPON

	NOMBRE	%TEMPS-OFFIC. CDIENS		TEMPS-TOTAL PERS-TRIM
		ENG/SP		
A.DEMANDES/SERV/EXPORT/COMM				
DU CANADA :	1782	12.89	14.93	5.92
DES TERRITOIRES :	6979	9.01	14.57	5.17
B.VISITES A DES CLIENTS DS TERRITOIRE :	1019	13.12	11.76	5.17
C.POLITIQUE COMMERCIALE/EXPORTATIONS				
FOIRES :	35	6.83	6.88	2.88
PROJETS ET ACTIVITES				
MISSIONS :	27	9.18	6.16	3.10
CONF SEMINAIRES :	40	7.42	6.72	2.94
AUTRES :	10	3.65	3.36	1.46
D.RAPPORTS SUR LE COMMERCIAUX/				
DEM PAR L'AC :	5	0.58	2.40	0.70
L'ECON/LES FINANANCES				
INIT DE LA MISS :	73	5.88	6.52	2.63
E.ACTIVITES EN MATIERE DE COMMUNICATIONS :	46	0.94	0.24	0.22
F.INVESTISSEMENT				
DU CANADA :	11	1.18	0.48	0.32
DEMANDES DE RENSEIGNEMENTS				
DES TERRITOIRE :	52	1.88	2.28	0.89
G.PROG. D'APPORT TECHNOLOGIQUES				
CANADA :	35	0.29	2.80	0.75
DEMANDES SERVICE				
CONTACTS ETABLIS :	20	0.29	0.00	0.05
H.PARTIC. A DES ACTIV. A L'EXTER. DE LA MISS :		0.00	0.00	0.00
I.DEMANDES DE SERVICES PROVENANT				
D'AUTRES SOURCES				
ONG :	11	0.58	0.12	0.12
GOUV'T HOTE :	145	2.76	2.48	1.09
AUTRES MIN. :	167	2.12	1.71	0.79
PROV./MUN. :	138	4.41	1.71	1.18
J.ADMINISTRATION: GESTION DU PROGR. & ADMIN. :		6.23	0.00	1.06
CONGES, DEVELOPPEMENT PROF :		4.18	2.00	1.21
K.SERVICES A D'AUTRE PROGRAMMES DE LA MISSION :		0.71	0.92	0.35
L.TOURISM PROGRAM ACTIVITIES :		5.88	12.00	4.00
***** TOTAUX *****		100.01	100.00	42.00

NOMBRE/VISITES/GENS D'AFFAIRS (PUBLIC SECTOR) DU CANADA : 280  
DE TERRIT : 234  
NOMBRE/VISITES/GENS D'AFFAIRS (PRIVATE SECTOR) DU CANADA : 750  
DE TERRIT : 8376

NOMBRE/DEMANDES/PDME/OBSERVATIONS : 6

NOMBRE/POSTES REMPLIS PAR LES AGENTS - CANADIENS : 17  
- ENGAGES SUR PLACE: 25

19/05/95

Affaires Étrangères et du Commerce International

TSRPT02F

SUIVI COMMERCIAL

RAPPORT/CHARGE DE TRAVAIL DES AGENTS  
TRIMESTRE 3 DE L'EXERCISE 1994

MISSION : OSAKA

	NOMBRE	%TEMPS-OFFIC.		TEMPS-TOTAL PERS-TRIM
		CDIENS	ENG/SP	
A.DEMANDES/SERV/EXPORT/COMM				
DU CANADA	58	10.00	10.00	0.60
DES TERRITOIRES	227	7.50	13.75	0.70
B.VISITES A DES CLIENTS DS TERRITOIRE	131	15.00	16.25	0.95
C.POLITIQUE COMMERCIALE/EXPORTATIONS				
FOIRES	8	17.50	17.50	1.05
PROJETS ET ACTIVITES				
MISSIONS	6	15.00	17.50	1.00
CONF SEMINAIRES	3	15.00	15.00	0.90
AUTRES	5	2.50	1.25	0.10
D.RAPPORTS SUR LE COMMERCIAUX/ L'ECON/LES FINANANCES				
DEM PAR L'AC	0	0.00	0.00	0.00
INIT DE LA MISS	0	0.00	0.00	0.00
E.ACTIVITES EN MATIERE DE COMMUNICATIONS	0	0.00	0.00	0.00
F.INVESTISSEMENT				
DU CANADA	1	2.50	2.50	0.15
DEMANDES DE RENSEIGNEMENTS DES TERRITOIRE	6	5.00	5.00	0.30
G.PROG. D'APPORT TECHNOLOGIQUES				
CANADA	0	0.00	0.00	0.00
DEMANDES SERVICE				
CONTACTS ETABLIS	0	0.00	0.00	0.00
H.PARTIC. A DES ACTIV. A L'EXTER. DE LA MISS		0.00	0.00	0.00
I.DEMANDES DE SERVICES PROVENANT D'AUTRES SOURCES				
ONG	0	0.00	0.00	0.00
GOUV'T HOTE	0	0.00	0.00	0.00
AUTRES MIN.	0	0.00	0.00	0.00
PROV./MUN.	23	10.00	1.25	0.25
J.ADMINISTRATION: GESTION DU PROGR. & ADMIN.		0.00	0.00	0.00
CONGES, DEVELOPPEMENT PROF		0.00	0.00	0.00
K.SERVICES A D'AUTRE PROGRAMMES DE LA MISSION		0.00	0.00	0.00
L.TOURISM PROGRAM ACTIVITIES		0.00	0.00	0.00
***** TOTAUX *****		100.00	100.00	6.00

NOMBRE/VISITES/GENS D'AFFAIRS (PUBLIC SECTOR) DU CANADA : 97  
DE TERRIT : 124  
NOMBRE/VISITES/GENS D'AFFAIRS (PRIVATE SECTOR) DU CANADA : 136  
DE TERRIT : 450

NOMBRE/DEMANDES/PDME/OBSERVATIONS : 0

NOMBRE/POSTES REMPLIS PAR LES AGENTS - CANADIENS : 2  
- ENGAGES SUR PLACE : 4



TSRPT02F

## SUIVI COMMERCIAL

RAPPORT/CHARGE DE TRAVAIL DES AGENTS  
TRIMESTRE 3 DE L'EXERCISE 1994

MISSION : TOKYO

	NOMBRE	%TEMPS-OFFIC. CDIENS	ENG/SP	TEMPS-TOTAL PERS-TRIM
A.DEMANDES/SERV/EXPORT/COMM				
DU CANADA :	1724	13.26	15.85	5.32
DES TERRITOIRES :	6752	9.20	14.71	4.47
B.VISITES A DES CLIENTS DS TERRITOIRE :	888	12.86	10.90	4.22
C.POLITIQUE COMMERCIALE/EXPORTATIONS				
FOIRES :	27	5.40	4.85	1.83
PROJETS ET ACTIVITES				
MISSIONS :	21	8.40	4.00	2.10
CONF SEMINAIRES :	37	6.40	5.14	2.04
AUTRES :	5	3.80	3.76	1.36
D.RAPPORTS SUR LE COMMERCIAUX/ L'ECON/LES FINANANCES				
DEM PAR L'AC :	5	0.66	2.85	0.70
INIT DE LA MISS :	73	6.66	7.76	2.63
E.ACTIVITES EN MATIERE DE COMMUNICATIONS :	46	1.06	0.28	0.22
F.INVESTISSEMENT				
DU CANADA :	10	1.00	0.09	0.17
DEMANDES DE RENSEIGNEMENTS DES TERRITOIRE :	46	1.46	1.76	0.59
G.PROG. D'APPORT TECHNOLOGIQUES				
CANADA :	35	0.33	3.33	0.75
DEMANDES SERVICE CONTACTS ETABLIS :	20	0.33	0.00	0.05
H.PARTIC. A DES ACTIV. A L'EXTER. DE LA MISS :		0.00	0.00	0.00
I.DEMANDES DE SERVICES PROVENANT D'AUTRES SOURCES				
ONG :	11	0.66	0.09	0.12
GOUV'T HOTE :	145	3.13	2.95	1.09
AUTRES MIN. :	167	2.40	2.04	0.79
PROV./MUN. :	115	3.66	1.80	0.93
J.ADMINISTRATION: GESTION DU PROGR. & ADMIN. :		7.06	0.00	1.06
CONGES, DEVELOPPEMENT PROF :		4.73	2.38	1.21
K.SERVICES A D'AUTRE PROGRAMMES DE LA MISSION :		0.80	1.09	0.35
L.TOURISM PROGRAM ACTIVITIES :		6.66	14.28	4.00
***** TOTAUX *****		99.92	99.91	36.00

NOMBRE/VISITES/GENS D'AFFAIRS (PUBLIC SECTOR)	DU CANADA :	183
	DE TERRIT :	110
NOMBRE/VISITES/GENS D'AFFAIRS (PRIVATE SECTOR)	DU CANADA :	614
	DE TERRIT :	7926

NOMBRE/DEMANDES/PDME/OBSERVATIONS :	6
-------------------------------------	---

NOMBRE/POSTES REMPLIS PAR LES AGENTS	- CANADIENS :	15
	- ENGAGES SUR PLACE :	21

TSRPT02F

## SUIVI COMMERCIAL

RAPPORT/CHARGE DE TRAVAIL DES AGENTS  
TRIMESTRE 3 DE L'EXERCISE 1994

SOUS-REGION: CORE ET ASIE DE L'EST

	NOMBRE	%TEMPS-OFFIC.		TEMPS-TOTAL PERS-TRIM
		CDIENS	ENG/SP	
A.DEMANDES/SERV/EXPORT/COMM				
DU CANADA	: 1152	15.71	27.01	2.99
DES TERRITOIRES	: 726	7.00	18.86	1.81
B.VISITES A DES CLIENTS DS TERRITOIRE	: 155	5.57	5.86	0.80
C.POLITIQUE COMMERCIALE/EXPORTATIONS				
FOIRES	: 10	6.43	4.29	0.75
PROJETS ET ACTIVITES				
MISSIONS	: 28	10.86	8.00	1.32
CONF SEMINAIRES	: 14	6.14	4.14	0.72
AUTRES	: 11	2.14	2.14	0.03
D.RAPPORTS SUR LE COMMERCIAUX/ L'ECON/LES FINANANCES				
DEM PAR L'AC	: 6	0.14	1.85	0.14
INIT DE LA MISS	: 31	6.71	5.43	0.85
E.ACTIVITES EN MATIERE DE COMMUNICATIONS	: 27	0.14	1.57	0.12
F.INVESTISSEMENT				
DEMANDES DE RENSEIGNEMENTS				
DU CANADA	: 24	2.29	2.57	0.34
DES TERRITOIRE	: 28	2.71	3.14	0.41
G.PROG. D'APPORT TECHNOLOGIQUES				
DEMANDES SERVICE				
CANADA	: 5	0.00	1.86	0.13
CONTACTS ETABLIS	: 0	0.00	0.00	0.00
H.PARTIC. A DES ACTIV. A L'EXTER. DE LA MISS	: 1.43	0.00	0.00	0.01
I.DEMANDES DE SERVICES PROVENANT D'AUTRES SOURCES				
ONG	: 43	0.43	1.71	0.15
GOUV'T HOTE	: 42	3.43	3.00	0.45
AUTRES MIN.	: 39	2.29	1.71	0.28
PROV./MUN.	: 34	0.71	1.86	0.18
J.ADMINISTRATION: GESTION DU PROGR. & ADMIN.	: 23.14	1.57	1.73	1.73
CONGES, DEVELOPPEMENT PROF	: 2.00	3.14	0.36	0.36
K.SERVICES A D'AUTRE PROGRAMMES DE LA MISSION	: 0.71	0.28	0.07	0.07
L.TOURISM PROGRAM ACTIVITIES	: 0.00	0.00	0.00	0.00
***** TOTAUX *****		99.98	99.99	14.00

NOMBRE/VISITES/GENS D'AFFAIRS (PUBLIC SECTOR)	DU CANADA	: 48
	DE TERRIT	: 104
NOMBRE/VISITES/GENS D'AFFAIRS (PRIVATE SECTOR)	DU CANADA	: 138
	DE TERRIT	: 204

NOMBRE/DEMANDES/PDME/OBSERVATIONS	:	4
-----------------------------------	---	---

NOMBRE/POSTES REMPLIS PAR LES AGENTS	- CANADIENS	: 7
	- ENGAGES SUR PLACE:	7



TSRPT02F

## SUIVI COMMERCIAL

RAPPORT/CHARGE DE TRAVAIL DES AGENTS  
TRIMESTRE 3 DE L'EXERCISE 1994

MISSION : SEOUL

	NOMBRE	%TEMPS-OFFIC. CDIENS	TEMPS-TOTAL ENG/SP	PERS-TRIM
A.DEMANDES/SERV/EXPORT/COMM				
DU CANADA :	682	13.00	31.25	1.90
DES TERRITOIRES :	425	5.80	23.00	1.21
B.VISITES A DES CLIENTS DS TERRITOIRE	43	2.80	2.25	0.23
C.POLITIQUE COMMERCIALE/EXPORTATIONS				
FOIRES :	6	3.00	4.50	0.33
PROJETS ET ACTIVITES				
MISSIONS :	24	12.20	6.50	0.87
CONF SEMINAIRES :	9	4.60	2.50	0.33
AUTRES :	11	3.00	3.25	0.28
D.RAPPORTS SUR LE COMMERCIAUX/ L'ECON/LES FINANANCES				
DEM PAR L'AC :	5	0.20	2.75	0.12
INIT DE LA MISS :	23	7.40	7.00	0.65
E.ACTIVITES EN MATIERE DE COMMUNICATIONS	15	0.20	1.50	0.07
F.INVESTISSEMENT				
DU CANADA :	10	1.20	0.50	0.08
DEMANDES DE RENSEIGNEMENTS				
DES TERRITOIRE :	22	0.80	1.00	0.08
G.PROG. D'APPORT TECHNOLOGIQUES				
CANADA :	5	0.00	0.75	0.03
DEMANDES SERVICE				
CONTACTS ETABLIS :	0	0.00	0.00	0.00
H.PARTIC. A DES ACTIV. A L'EXTER. DE LA MISS		2.00	0.00	0.10
I.DEMANDES DE SERVICES PROVENANT				
D'AUTRES SOURCES				
ONG :	6	0.00	0.50	0.02
GOUV'T HOTE :	30	4.20	1.00	0.25
AUTRES MIN. :	39	3.20	3.00	0.28
PROV./MUN. :	30	0.20	3.00	0.13
J.ADMINISTRATION: GESTION DU PROGR. & ADMIN.		32.40	2.00	1.70
CONGES, DEVELOPPEMENT PROF		2.80	3.75	0.29
K.SERVICES A D'AUTRE PROGRAMMES DE LA MISSION		1.00	0.00	0.05
L.TOURISM PROGRAM ACTIVITIES		0.00	0.00	0.00
***** TOTAUX *****		100.00	100.00	9.00

NOMBRE/VISITES/GENS D'AFFAIRS (PUBLIC SECTOR)	DU CANADA :	30
	DE TERRIT :	96
NOMBRE/VISITES/GENS D'AFFAIRS (PRIVATE SECTOR)	DU CANADA :	63
	DE TERRIT :	117

NOMBRE/DEMANDES/PDME/OBSERVATIONS	:	1
-----------------------------------	---	---

NOMBRE/POSTES REMPLIS PAR LES AGENTS	- CANADIENS :	5
	- ENGAGES SUR PLACE :	4

25/01/95

Affaires étrangères et du Commerce International

TSRPT02F

SUIVI COMMERCIAL

RAPPORT/CHARGE DE TRAVAIL DES AGENTS  
TRIMESTRE 3 DE L'EXERCISE 1994

SOUS-REGION: ASIE DU SUD

	NOMBRE	%TEMPS-OFFIC.		TEMPS-TOTAL
		CDIENS	ENG/SP	PERS-TRIM
A. DEMANDES/SERV/EXPORT/COMM				
DU CANADA :	885	11.83	19.50	2.66
DES TERRITOIRES :	2201	5.67	22.40	2.58
B. VISITES A DES CLIENTS DS TERRITOIRE :	322	8.67	8.80	1.40
C. POLITIQUE COMMERCIALE/EXPORTATIONS				
FOIRES :	11	8.17	7.40	1.23
PROJETS ET ACTIVITES				
MISSIONS :	20	20.84	17.40	2.99
CONF SEMINAIRES :	10	2.33	1.30	0.27
AUTRES :	1	1.67	0.00	0.10
D. RAPPORTS SUR LE COMMERCIAUX/				
L'ECON/LES FINANANCES				
DEM PAR L'AC :	4	0.00	1.70	0.17
INIT DE LA MISS :	13	2.67	2.60	0.42
E. ACTIVITES EN MATIERE DE COMMUNICATIONS :	15	4.00	0.30	0.27
F. INVESTISSEMENT				
DEMANDES DE RENSEIGNEMENTS				
DU CANADA :	16	1.67	2.00	0.30
DES TERRITOIRE :	74	0.83	3.90	0.44
G. PROG. D'APPORT TECHNOLOGIQUES				
DEMANDES SERVICE				
CANADA :	6	0.17	0.20	0.03
CONTACTS ETABLIS :	1	0.17	0.00	0.01
H. PARTIC. A DES ACTIV. A L'EXTER. DE LA MISS :		0.83	0.00	0.05
I. DEMANDES DE SERVICES PROVENANT				
D'AUTRES SOURCES				
ONG :	2	0.83	0.00	0.05
GOUV'T HOTE :	11	1.17	0.50	0.12
AUTRES MIN. :	7	2.00	1.70	0.29
PROV./MUN. :	9	2.50	0.00	0.15
J. ADMINISTRATION: GESTION DU PROGR. & ADMIN. :		8.33	6.50	1.15
CONGES, DEVELOPPEMENT PROF :		3.17	2.60	0.45
K. SERVICES A D'AUTRE PROGRAMMES DE LA MISSION :		12.50	0.70	0.82
L. TOURISM PROGRAM ACTIVITIES :		0.00	0.50	0.05
***** TOTAUX *****		100.02	100.00	16.00

NOMBRE/VISITES/GENS D'AFFAIRS (PUBLIC SECTOR)	DU CANADA :	61
	DE TERRIT :	29
NOMBRE/VISITES/GENS D'AFFAIRS (PRIVATE SECTOR)	DU CANADA :	271
	DE TERRIT :	613

NOMBRE/DEMANDES/PDME/OBSERVATIONS	:	13
-----------------------------------	---	----

NOMBRE/POSTES REMPLIS PAR LES AGENTS	- CANADIENS :	6
	- ENGAGES SUR PLACE :	10

19/05/95

Affaires Étrangères et du Commerce International

TSRPT02F

## SUIVI COMMERCIAL

RAPPORT/CHARGE DE TRAVAIL DES AGENTS  
TRIMESTRE 3 DE L'EXERCISE 1994

MISSION : BOMBAY

	NOMBRE	%TEMPS-OFFIC.		TEMPS-TOTAL
		CDIENS	ENG/SP	PERS-TRIM
A.DEMANDES/SERV/EXPORT/COMM				
DU CANADA :	402	9.00	14.00	0.37
DES TERRITOIRES :	641	5.00	12.50	0.30
B.VISITES A DES CLIENTS DS TERRITOIRE :	14	2.00	3.00	0.08
C.POLITIQUE COMMERCIALE/EXPORTATIONS				
FOIRES :	3	14.00	24.50	0.63
PROJETS ET ACTIVITES				
MISSIONS :	4	35.00	40.50	1.16
CONF SEMINAIRES :	0	0.00	0.00	0.00
AUTRES :	0	0.00	0.00	0.00
D.RAPPORTS SUR LE COMMERCIAUX/				
L'ECON/LES FINANANCES				
DEM PAR L'AC :	0	0.00	0.00	0.00
INIT DE LA MISS :	3	5.00	3.00	0.11
E.ACTIVITES EN MATIERE DE COMMUNICATIONS :	1	3.00	0.00	0.03
F.INVESTISSEMENT				
DEMANDES DE RENSEIGNEMENTS				
DU CANADA :	2	4.00	1.00	0.06
DES TERRITOIRE :	7	5.00	1.50	0.08
G.PROG. D'APPORT TECHNOLOGIQUES				
DEMANDES SERVICE				
CANADA :	0	0.00	0.00	0.00
CONTACTS ETABLIS :	0	0.00	0.00	0.00
H.PARTIC. A DES ACTIV. A L'EXTER. DE LA MISS :		0.00	0.00	0.00
I.DEMANDES DE SERVICES PROVENANT				
D'AUTRES SOURCES				
ONG :	0	0.00	0.00	0.00
GOUV'T HOTE :	0	0.00	0.00	0.00
AUTRES MIN. :	0	0.00	0.00	0.00
PROV./MUN. :	0	0.00	0.00	0.00
J.ADMINISTRATION: GESTION DU PROGR. & ADMIN. :		12.00	0.00	0.12
CONGES, DEVELOPPEMENT PROF :		6.00	0.00	0.06
K.SERVICES A D'AUTRE PROGRAMMES DE LA MISSION :		0.00	0.00	0.00
L.TOURISM PROGRAM ACTIVITIES :		0.00	0.00	0.00
***** TOTAUX *****		100.00	100.00	3.00

NOMBRE/VISITES/GENS D'AFFAIRS (PUBLIC SECTOR) DU CANADA : 9

DE TERRIT : 19

NOMBRE/VISITES/GENS D'AFFAIRS (PRIVATE SECTOR) DU CANADA : 131

DE TERRIT : 211

NOMBRE/DEMANDES/PDME/OBSERVATIONS : 6

NOMBRE/POSTES REMPLIS PAR LES AGENTS - CANADIENS : 1

- ENGAGES SUR PLACE : 2

19/05/95

Affaires Étrangères et du Commerce International

TSRPT02F

SUIVI COMMERCIAL

RAPPORT/CHARGE DE TRAVAIL DES AGENTS  
TRIMESTRE 3 DE L'EXERCISE 1994

MISSION : DHAKA

	NOMBRE	%TEMPS-OFFIC.		TEMPS-TOTAL PERS-TRIM
		CDIENS	ENG/SP	
A. DEMANDES/SERV/EXPORT/COMM				
DU CANADA :	70	5.00	25.00	0.30
DES TERRITOIRES :	40	0.00	15.00	0.15
B. VISITES A DES CLIENTS DS TERRITOIRE :	12	0.00	5.00	0.05
C. POLITIQUE COMMERCIALE/EXPORTATIONS				
FOIRES :	0	0.00	0.00	0.00
PROJETS ET ACTIVITES				
MISSIONS :	3	15.00	15.00	0.30
CONF SEMINAIRES :	0	0.00	0.00	0.00
AUTRES :	0	0.00	0.00	0.00
D. RAPPORTS SUR LE COMMERCIAUX/				
L'ECON/LES FINANANCES				
DEM PAR L'AC :	2	0.00	10.00	0.10
INIT DE LA MISS :	4	2.00	10.00	0.12
E. ACTIVITES EN MATIERE DE COMMUNICATIONS :	10	0.00	3.00	0.03
F. INVESTISSEMENT				
DEMANDES DE RENSEIGNEMENTS				
DU CANADA :	0	0.00	0.00	0.00
DES TERRITOIRE :	0	0.00	0.00	0.00
G. PROG. D'APPORT TECHNOLOGIQUES				
DEMANDES SERVICE				
CANADA :	0	0.00	0.00	0.00
CONTACTS ETABLIS :	0	0.00	0.00	0.00
H. PARTIC. A DES ACTIV. A L'EXTER. DE LA MISS :		0.00	0.00	0.00
I. DEMANDES DE SERVICES PROVENANT				
D'AUTRES SOURCES				
ONG :	0	0.00	0.00	0.00
GOUV'T HOTE :	8	0.00	5.00	0.05
AUTRES MIN. :	0	0.00	0.00	0.00
PROV./MUN. :	0	0.00	0.00	0.00
J. ADMINISTRATION: GESTION DU PROGR. & ADMIN. :		8.00	5.00	0.13
CONGES, DEVELOPPEMENT PROF :		0.00	0.00	0.00
K. SERVICES A D'AUTRE PROGRAMMES DE LA MISSION :		70.00	7.00	0.77
L. TOURISM PROGRAM ACTIVITIES :		0.00	0.00	0.00
***** TOTAUX *****		100.00	100.00	2.00

NOMBRE/VISITES/GENS D'AFFAIRES (PUBLIC SECTOR)	DU CANADA :	2
	DE TERRIT :	4
NOMBRE/VISITES/GENS D'AFFAIRES (PRIVATE SECTOR)	DU CANADA :	9
	DE TERRIT :	50
NOMBRE/DEMANDES/PDME/OBSERVATIONS	:	1
NOMBRE/POSTES REMPLIS PAR LES AGENTS		
	- CANADIENS :	1
	- ENGAGES SUR PLACE :	1

TSRPT02F

## SUIVI COMMERCIAL

RAPPORT/CHARGE DE TRAVAIL DES AGENTS  
TRIMESTRE 3 DE L'EXERCISE 1994

MISSION : ISLAMABAD

	NOMBRE	%TEMPS-OFFIC. CDIENS	ENG/SP	TEMPS-TOTAL PERS-TRIM
	-----	-----	-----	-----
A. DEMANDES/SERV/EXPORT/COMM				
DU CANADA :	190	10.00	16.66	0.60
DES TERRITOIRES :	1200	5.00	21.66	0.70
B. VISITES A DES CLIENTS DS TERRITOIRE :	95	10.00	11.66	0.45
C. POLITIQUE COMMERCIALE/EXPORTATIONS				
FOIRES :	1	0.00	3.33	0.10
PROJETS ET ACTIVITES				
MISSIONS :	3	15.00	11.66	0.50
CONF SEMINAIRES :	1	5.00	0.00	0.05
AUTRES :	1	10.00	0.00	0.10
D. RAPPORTS SUR LE COMMERCIAUX/				
L'ECON/LES FINANANCES				
DEM PAR L'AC :	0	0.00	0.00	0.00
INIT DE LA MISS :	3	5.00	3.33	0.15
E. ACTIVITES EN MATIERE DE COMMUNICATIONS :	0	0.00	0.00	0.00
F. INVESTISSEMENT				
DEMANDES DE RENSEIGNEMENTS				
DU CANADA :	0	0.00	0.00	0.00
DES TERRITOIRE :	15	0.00	3.33	0.10
G. PROG. D'APPORT TECHNOLOGIQUES				
DEMANDES SERVICE				
CANADA :	0	0.00	0.00	0.00
CONTACTS ETABLIS :	0	0.00	0.00	0.00
H. PARTIC. A DES ACTIV. A L'EXTER. DE LA MISS :		0.00	0.00	0.00
I. DEMANDES DE SERVICES PROVENANT				
D'AUTRES SOURCES				
ONG :	0	0.00	0.00	0.00
GOUV'T HOTE :	0	0.00	0.00	0.00
AUTRES MIN. :	3	5.00	5.00	0.20
PROV./MUN. :	0	0.00	0.00	0.00
J. ADMINISTRATION: GESTION DU PROGR. & ADMIN. :		20.00	20.00	0.80
CONGES, DEVELOPPEMENT PROF :		10.00	1.66	0.15
K. SERVICES A D'AUTRE PROGRAMMES DE LA MISSION :		5.00	0.00	0.05
L. TOURISM PROGRAM ACTIVITIES :		0.00	1.66	0.05
		-----	-----	-----
***** TOTAUX *****		100.00	99.95	4.00

NOMBRE/VISITES/GENS D'AFFAIRS (PUBLIC SECTOR)	DU CANADA :	13
	DE TERRIT :	4
NOMBRE/VISITES/GENS D'AFFAIRS (PRIVATE SECTOR)	DU CANADA :	32
	DE TERRIT :	210

NOMBRE/DEMANDES/PDME/OBSERVATIONS	:	3
-----------------------------------	---	---

NOMBRE/POSTES REMPLIS PAR LES AGENTS	- CANADIENS :	1
	- ENGAGES SUR PLACE :	3



TSRPT02F SUIVI COMMERCIAL

RAPPORT/CHARGE DE TRAVAIL DES AGENTS  
TRIMESTRE 3 DE L'EXERCISE 1994

MISSION : NEW DELHI

	NOMBRE	%TEMPS-OFFIC. CDIENS	ENG/SP	TEMPS-TOTAL PERS-TRIM
A.DEMANDES/SERV/EXPORT/COMM				
DU CANADA :	223	15.66	23.00	1.39
DES TERRITOIRES :	320	8.00	29.75	1.43
B.VISITES A DES CLIENTS DS TERRITOIRE :	201	13.33	10.50	0.82
C.POLITIQUE COMMERCIALE/EXPORTATIONS				
FOIRES :	7	11.66	3.75	0.50
PROJETS ET ACTIVITES				
MISSIONS :	10	20.00	10.75	1.03
CONF SEMINAIRES :	9	3.00	3.25	0.22
AUTRES :	0	0.00	0.00	0.00
D.RAPPORTS SUR LE COMMERCIAUX/				
DEM PAR L'AC :	2	0.00	1.75	0.07
L'ECON/LES FINANANCES				
INIT DE LA MISS :	3	1.33	0.00	0.04
E.ACTIVITES EN MATIERE DE COMMUNICATIONS :	4	7.00	0.00	0.21
F.INVESTISSEMENT				
DU CANADA :	14	2.00	4.50	0.24
DEMANDES DE RENSEIGNEMENTS				
DES TERRITOIRE :	52	0.00	6.50	0.26
G.PROG. D'APPORT TECHNOLOGIQUES				
CANADA :	6	0.33	0.50	0.03
DEMANDES SERVICE				
CONTACTS ETABLIS :	1	0.33	0.00	0.01
H.PARTIC. A DES ACTIV. A L'EXTER. DE LA MISS :		1.66	0.00	0.05
I.DEMANDES DE SERVICES PROVENANT				
ONG :	2	1.66	0.00	0.05
D'AUTRES SOURCES				
GOUV'T HOTE :	3	2.33	0.00	0.07
AUTRES MIN. :	4	2.33	0.50	0.09
PROV./MUN. :	9	5.00	0.00	0.15
J.ADMINISTRATION: GESTION DU PROGR. & ADMIN. :		3.33	0.00	0.10
CONGES, DEVELOPPEMENT PROF :		1.00	5.25	0.24
K.SERVICES A D'AUTRE PROGRAMMES DE LA MISSION :		0.00	0.00	0.00
L.TOURISM PROGRAM ACTIVITIES :		0.00	0.00	0.00
***** TOTAUX *****		99.95	100.00	7.00

NOMBRE/VISITES/GENS D'AFFAIRS (PUBLIC SECTOR)	DU CANADA :	37
	DE TERRIT :	2
NOMBRE/VISITES/GENS D'AFFAIRS (PRIVATE SECTOR)	DU CANADA :	99
	DE TERRIT :	142

NOMBRE/DEMANDES/PDME/OBSERVATIONS	:	3
-----------------------------------	---	---

NOMBRE/POSTES REMPLIS PAR LES AGENTS	- CANADIENS :	3
	- ENGAGES SUR PLACE :	4

25/01/95

Affaires étrangères et du Commerce International

TSRPT02F

SUIVI COMMERCIAL

RAPPORT/CHARGE DE TRAVAIL DES AGENTS  
TRIMESTRE 3 DE L'EXERCISE 1994

SOUS-REGION: ASIE DU SUD-EST

	NOMBRE	%TEMPS-OFFIC. CDIENS	ENG/SP	TEMPS-TOTAL PERS-TRIM
A.DEMANDES/SERV/EXPORT/COMM				
DU CANADA :	4704	21.65	29.74	7.49
DES TERRITOIRES :	4362	15.15	22.61	5.51
B.VISITES A DES CLIENTS DS TERRITOIRE :	842	10.43	13.74	3.52
C.POLITIQUE COMMERCIALE/EXPORTATIONS				
FOIRES :	25	5.50	2.66	1.17
PROJETS ET ACTIVITES				
MISSIONS :	34	7.93	3.80	1.68
CONF SEMINAIRES :	33	3.21	2.47	0.82
AUTRES :	15	4.50	2.53	1.01
D.RAPPORTS SUR LE COMMERCIAUX/				
L'ECON/LES FINANANCES				
DEM PAR L'AC :	58	3.42	4.27	1.12
INIT DE LA MISS :	64	3.21	3.60	0.99
E.ACTIVITES EN MATIERE DE COMMUNICATIONS :	54	2.86	1.20	0.58
F.INVESTISSEMENT				
DU CANADA :	85	1.14	2.47	0.53
DEMANDES DE RENSEIGNEMENTS				
DES TERRITOIRE :	30	0.64	1.07	0.25
G.PROG. D'APPORT TECHNOLOGIQUES				
DEMANDES SERVICE				
CANADA :	12	0.21	0.27	0.07
CONTACTS ETABLIS :	4	0.00	0.07	0.01
H.PARTIC. A DES ACTIV. A L'EXTER. DE LA MISS :		2.71	0.07	0.39
I.DEMANDES DE SERVICES PROVENANT				
D'AUTRES SOURCES				
ONG :	81	1.14	0.93	0.03
GOUV'T HOTE :	124	2.21	1.46	0.53
AUTRES MIN. :	133	2.86	1.40	0.61
PROV./MUN. :	148	3.50	2.46	0.86
J.ADMINISTRATION: GESTION DU PROGR. & ADMIN. :		3.57	1.00	0.65
CONGES, DEVELOPPEMENT PROF :		2.50	1.33	0.55
K.SERVICES A D'AUTRE PROGRAMMES DE LA MISSION :		1.36	0.60	0.28
L.TOURISM PROGRAM ACTIVITIES :		0.29	0.27	0.08
***** TOTAUX *****		99.99	100.02	29.00

NOMBRE/VISITES/GENS D'AFFAIRS (PUBLIC SECTOR)	DU CANADA :	240
	DE TERRIT :	116
NOMBRE/VISITES/GENS D'AFFAIRS (PRIVATE SECTOR)	DU CANADA :	1080
	DE TERRIT :	417

NOMBRE/DEMANDES/PDME/OBSERVATIONS	:	19
-----------------------------------	---	----

NOMBRE/POSTES REMPLIS PAR LES AGENTS	- CANADIENS :	14
	- ENGAGES SUR PLACE :	15

19/05/95

Affaires Étrangères et du Commerce International

TSRPT02F

## SUIVI COMMERCIAL

RAPPORT/CHARGE DE TRAVAIL DES AGENTS  
TRIMESTRE 3 DE L'EXERCISE 1994

MISSION : BANGKOK

	NOMBRE	%TEMPS-OFFIC. CDIENS	ENG/SP	TEMPS-TOTAL PERS-TRIM
A.DEMANDES/SERV/EXPORT/COMM	645	25.66	40.33	1.98
DU CANADA	305	15.00	22.00	1.11
DES TERRITOIRES				
B.VISITES A DES CLIENTS DS TERRITOIRE	91	10.66	8.66	0.58
C.POLITIQUE COMMERCIALE/EXPORTATIONS	4	3.00	1.66	0.14
FOIRES	8	9.33	3.00	0.37
PROJETS ET ACTIVITES	7	2.00	6.66	0.26
CONF SEMINAIRES	1	0.00	0.66	0.02
AUTRES				
D.RAPPORTS SUR LE COMMERCIAUX/	3	0.66	4.00	0.14
DEM PAR L'AC	8	1.00	1.66	0.08
L'ECON/LES FINANANCES				
INIT DE LA MISS				
E.ACTIVITES EN MATIERE DE COMMUNICATIONS	7	1.00	1.00	0.06
F.INVESTISSEMENT	0	0.00	0.00	0.00
DU CANADA	0	0.00	0.00	0.00
DEMANDES DE RENSEIGNEMENTS				
DES TERRITOIRE				
G.PROG. D'APPORT TECHNOLOGIQUES	0	0.00	0.00	0.00
CANADA	0	0.00	0.00	0.00
DEMANDES SERVICE				
CONTACTS ETABLIS				
H.PARTIC. A DES ACTIV. A L'EXTER. DE LA MISS		7.66	0.00	0.23
I.DEMANDES DE SERVICES PROVENANT	18	0.66	1.33	0.06
ONG	25	2.33	2.33	0.14
D'AUTRES SOURCES	45	4.33	1.66	0.18
GOUV'T HOTE	11	3.33	1.66	0.15
AUTRES MIN.				
PROV./MUN.				
J.ADMINISTRATION: GESTION DU PROGR. & ADMIN.		6.66	3.33	0.30
CONGES, DEVELOPPEMENT PROF		4.66	0.00	0.14
K.SERVICES A D'AUTRE PROGRAMMES DE LA MISSION		2.00	0.00	0.06
L.TOURISM PROGRAM ACTIVITIES		0.00	0.00	0.00
***** TOTAUX *****		99.94	99.94	6.00

NOMBRE/VISITES/GENS D'AFFAIRES (PUBLIC SECTOR)	DU CANADA	16
	DE TERRIT	10
NOMBRE/VISITES/GENS D'AFFAIRES (PRIVATE SECTOR)	DU CANADA	154
	DE TERRIT	12

NOMBRE/DEMANDES/PDME/OBSERVATIONS	:	1
-----------------------------------	---	---

NOMBRE/POSTES REMPLIS PAR LES AGENTS	- CANADIENS	3
	- ENGAGES SUR PLACE:	3

19/05/95

Affaires Étrangères et du Commerce International

TSRPT02F

## SUIVI COMMERCIAL

RAPPORT/CHARGE DE TRAVAIL DES AGENTS  
TRIMESTRE 3 DE L'EXERCISE 1994

MISSION : JAKARTA

	NOMBRE	%TEMPS-OFFIC.		TEMPS-TOTAL PERS-TRIM
		CDIENS	ENG/SP	
A.DEMANDES/SERV/EXPORT/COMM				
DU CANADA :	1380	14.00	30.75	1.65
DES TERRITOIRES :	1364	6.33	19.25	0.96
B.VISITES A DES CLIENTS DS TERRITOIRE :	261	6.33	26.75	1.26
C.POLITIQUE COMMERCIALE/EXPORTATIONS				
FOIRES :	7	12.00	1.75	0.43
PROJETS ET ACTIVITES				
MISSIONS :	5	2.66	3.75	0.23
CONF SEMINAIRES :	8	8.66	0.25	0.27
AUTRES :	5	16.66	7.25	0.79
D.RAPPORTS SUR LE COMMERCIAUX/ L'ECON/LES FINANANCES				
DEM PAR L'AC :	20	3.66	0.50	0.13
INIT DE LA MISS :	38	6.33	0.00	0.19
E.ACTIVITES EN MATIERE DE COMMUNICATIONS :	11	3.00	0.00	0.09
F.INVESTISSEMENT				
DU CANADA :	19	0.66	3.50	0.16
DEMANDES DE RENSEIGNEMENTS				
DES TERRITOIRE :	8	0.33	0.50	0.03
G.PROG. D'APPORT TECHNOLOGIQUES				
CANADA :	0	0.00	0.00	0.00
DEMANDES SERVICE				
CONTACTS ETABLIS :	0	0.00	0.00	0.00
H.PARTIC. A DES ACTIV. A L'EXTER. DE LA MISS :		0.66	0.00	0.02
I.DEMANDES DE SERVICES PROVENANT				
D'AUTRES SOURCES				
ONG :	5	1.00	0.25	0.04
GOUV'T HOTE :	18	3.33	0.00	0.10
AUTRES MIN. :	23	3.33	0.50	0.12
PROV./MUN. :	31	3.00	2.75	0.20
J.ADMINISTRATION: GESTION DU PROGR. & ADMIN. :		3.33	0.00	0.10
CONGES, DEVELOPPEMENT PROF :		2.66	1.50	0.14
K.SERVICES A D'AUTRE PROGRAMMES DE LA MISSION :		2.00	0.75	0.09
L.TOURISM PROGRAM ACTIVITIES :		0.00	0.00	0.00
***** TOTAUX *****		99.93	100.00	7.00

NOMBRE/VISITES/GENS D'AFFAIRS (PUBLIC SECTOR)	DU CANADA :	148
	DE TERRIT :	81
NOMBRE/VISITES/GENS D'AFFAIRS (PRIVATE SECTOR)	DU CANADA :	571
	DE TERRIT :	60

NOMBRE/DEMANDES/PDME/OBSERVATIONS	:	7
-----------------------------------	---	---

NOMBRE/POSTES REMPLIS PAR LES AGENTS	- CANADIENS :	3
	- ENGAGES SUR PLACE :	4

19/05/95

Affaires Étrangères et du Commerce International

TSRPT02F

SUIVI COMMERCIAL

RAPPORT/CHARGE DE TRAVAIL DES AGENTS  
TRIMESTRE 3 DE L'EXERCISE 1994

MISSION : KUALA LUMPUR

	NOMBRE	%TEMPS-OFFIC. CDIENS	ENG/SP	TEMPS-TOTAL PERS-TRIM
A.DEMANDES/SERV/EXPORT/COMM				
DU CANADA :	1054	23.00	35.00	1.39
DES TERRITOIRES :	1241	18.00	44.00	1.42
B.VISITES A DES CLIENTS DS TERRITOIRE :	197	13.33	6.50	0.53
C.POLITIQUE COMMERCIALE/EXPORTATIONS				
FOIRES :	8	4.00	3.00	0.18
PROJETS ET ACTIVITES				
MISSIONS :	9	17.66	4.50	0.62
CONF SEMINAIRES :	5	1.33	0.00	0.04
AUTRES :	4	1.66	0.00	0.05
D.RAPPORTS SUR LE COMMERCIAUX/				
DEM PAR L'AC :	10	1.66	0.00	0.05
L'ECON/LES FINANANCES				
INIT DE LA MISS :	9	2.33	2.00	0.11
E.ACTIVITES EN MATIERE DE COMMUNICATIONS :	9	2.66	0.00	0.08
F.INVESTISSEMENT				
DU CANADA :	16	1.33	0.00	0.04
DEMANDES DE RENSEIGNEMENTS				
DES TERRITOIRE :	7	0.33	0.00	0.01
G.PROG. D'APPORT TECHNOLOGIQUES				
CANADA :	4	0.00	0.50	0.01
DEMANDES SERVICE				
CONTACTS ETABLIS :	4	0.00	0.50	0.01
H.PARTIC. A DES ACTIV. A L'EXTER. DE LA MISS :		0.33	0.50	0.02
I.DEMANDES DE SERVICES PROVENANT				
ONG :	17	1.00	0.00	0.03
D'AUTRES SOURCES				
GOUV'T HOTE :	30	2.33	1.00	0.09
AUTRES MIN. :	23	3.00	1.00	0.11
PROV./MUN. :	42	6.00	1.50	0.21
J.ADMINISTRATION: GESTION DU PROGR. & ADMIN. :		0.00	0.00	0.00
CONGES, DEVELOPPEMENT PROF :		0.00	0.00	0.00
K.SERVICES A D'AUTRE PROGRAMMES DE LA MISSION :		0.00	0.00	0.00
L.TOURISM PROGRAM ACTIVITIES :		0.00	0.00	0.00
***** TOTAUX *****		99.95	100.00	5.00

NOMBRE/VISITES/GENS D'AFFAIRS (PUBLIC SECTOR) DU CANADA : 36  
DE TERRIT : 11  
NOMBRE/VISITES/GENS D'AFFAIRS (PRIVATE SECTOR) DU CANADA : 153  
DE TERRIT : 76

NOMBRE/DEMANDES/PDME/OBSERVATIONS : 6

NOMBRE/POSTES REMPLIS PAR LES AGENTS - CANADIENS : 3  
- ENGAGES SUR PLACE : 2

19/05/95

Affaires Étrangères et du Commerce International

TSRPT02F

SUIVI COMMERCIAL

RAPPORT/CHARGE DE TRAVAIL DES AGENTS  
TRIMESTRE 3 DE L'EXERCISE 1994

MISSION : MANILLE

	NOMBRE	%TEMPS-OFFIC.		TEMPS-TOTAL PERS-TRIM
		CDIENS	ENG/SP	
A. DEMANDES/SERV/EXPORT/COMM				
DU CANADA :	750	20.00	17.33	0.92
DES TERRITOIRES :	245	12.00	7.66	0.47
B. VISITES A DES CLIENTS DS TERRITOIRE :	70	5.00	5.00	0.25
C. POLITIQUE COMMERCIALE/EXPORTATIONS				
FOIRES :	2	2.50	6.66	0.25
PROJETS ET ACTIVITES				
MISSIONS :	10	5.00	7.00	0.31
CONF SEMINAIRES :	12	3.00	5.00	0.21
AUTRES :	3	2.50	1.33	0.09
D. RAPPORTS SUR LE COMMERCIAUX/ L'ECON/LES FINANANCES				
DEM PAR L'AC :	19	12.50	13.33	0.65
INIT DE LA MISS :	5	5.50	11.66	0.46
E. ACTIVITES EN MATIERE DE COMMUNICATIONS :	27	10.00	5.00	0.35
F. INVESTISSEMENT				
DEMANDES DE RENSEIGNEMENTS				
DU CANADA :	29	2.50	4.33	0.18
DES TERRITOIRE :	2	1.00	1.33	0.06
G. PROG. D'APPORT TECHNOLOGIQUES				
DEMANDES SERVICE				
CANADA :	8	1.50	1.00	0.06
CONTACTS ETABLIS :	0	0.00	0.00	0.00
H. PARTIC. A DES ACTIV. A L'EXTER. DE LA MISS :		1.50	0.00	0.03
I. DEMANDES DE SERVICES PROVENANT D'AUTRES SOURCES				
ONG :	3	1.00	0.66	0.04
GOUV'T HOTE :	44	2.00	2.66	0.12
AUTRES MIN. :	10	1.50	2.00	0.09
PROV./MUN. :	15	2.00	2.66	0.12
J. ADMINISTRATION: GESTION DU PROGR. & ADMIN.		5.00	1.66	0.15
CONGES, DEVELOPPEMENT PROF :		2.50	1.33	0.09
K. SERVICES A D'AUTRE PROGRAMMES DE LA MISSION :		1.00	2.00	0.08
L. TOURISM PROGRAM ACTIVITIES :		0.50	0.33	0.02
***** TOTAUX *****		100.00	99.93	5.00

NOMBRE/VISITES/GENS D'AFFAIRS (PUBLIC SECTOR) DU CANADA : 18  
DE TERRIT : 1  
NOMBRE/VISITES/GENS D'AFFAIRS (PRIVATE SECTOR) DU CANADA : 99  
DE TERRIT : 26

NOMBRE/DEMANDES/PDME/OBSERVATIONS : 1

NOMBRE/POSTES REMPLIS PAR LES AGENTS - CANADIENS : 2  
- ENGAGES SUR PLACE : 3

19/05/95

Affaires Étrangères et du Commerce International

TSRPT02F

SUIVI COMMERCIAL

RAPPORT/CHARGE DE TRAVAIL DES AGENTS  
TRIMESTRE 3 DE L'EXERCISE 1994

MISSION : SINGAPOURE

	NOMBRE	%TEMPS-OFFIC.		TEMPS-TOTAL
		CDIENS	ENG/SP	PERS-TRIM
A.DEMANDES/SERV/EXPORT/COMM				
DU CANADA :	875	25.00	26.66	1.55
DES TERRITOIRES :	1207	23.33	28.33	1.55
B.VISITES A DES CLIENTS DS TERRITOIRE :	223	15.00	15.00	0.90
C.POLITIQUE COMMERCIALE/EXPORTATIONS				
FOIRES :	4	5.00	0.66	0.17
PROJETS ET ACTIVITES				
MISSIONS :	2	4.00	1.00	0.15
CONF SEMINAIRES :	1	1.00	0.33	0.04
AUTRES :	2	1.00	1.00	0.06
D.RAPPORTS SUR LE COMMERCIAUX/				
DEM PAR L'AC :	6	1.66	3.33	0.15
L'ECON/LES FINANANCES				
INIT DE LA MISS :	4	1.66	3.33	0.15
E.ACTIVITES EN MATIERE DE COMMUNICATIONS :	0	0.00	0.00	0.00
F.INVESTISSEMENT				
DU CANADA :	21	1.66	3.33	0.15
DEMANDES DE RENSEIGNEMENTS				
DES TERRITOIRE :	13	1.66	3.33	0.15
G.PROG. D'APPORT TECHNOLOGIQUES				
CANADA :	0	0.00	0.00	0.00
DEMANDES SERVICE				
CONTACTS ETABLIS :	0	0.00	0.00	0.00
H.PARTIC. A DES ACTIV. A L'EXTER. DE LA MISS :		3.00	0.00	0.09
I.DEMANDES DE SERVICES PROVENANT				
ONG :	38	2.00	2.33	0.13
D'AUTRES SOURCES				
GOUV'T HOTE :	7	1.00	1.66	0.08
AUTRES MIN. :	32	1.66	2.00	0.11
PROV./MUN. :	49	2.66	3.33	0.18
J.ADMINISTRATION: GESTION DU PROGR. & ADMIN. :		3.33	0.00	0.10
CONGES, DEVELOPPEMENT PROF :		2.66	3.33	0.18
K.SERVICES A D'AUTRE PROGRAMMES DE LA MISSION :		1.66	0.00	0.05
L.TOURISM PROGRAM ACTIVITIES :		1.00	1.00	0.06
***** TOTAUX *****		99.94	99.95	6.00

NOMBRE/VISITES/GENS D'AFFAIRS (PUBLIC SECTOR)	DU CANADA :	22
	DE TERRIT :	13
NOMBRE/VISITES/GENS D'AFFAIRS (PRIVATE SECTOR)	DU CANADA :	103
	DE TERRIT :	243

NOMBRE/DEMANDES/PDME/OBSERVATIONS	:	4
-----------------------------------	---	---

NOMBRE/POSTES REMPLIS PAR LES AGENTS	- CANADIENS :	3
	- ENGAGES SUR PLACE :	3

25/01/95

Affaires étrangères et du Commerce International

TSRPT02F

SUIVI COMMERCIAL

RAPPORT/CHARGE DE TRAVAIL DES AGENTS  
TRIMESTRE 3 DE L'EXERCISE 1994

SOUS-REGION: PACIFIQUE SUD

	NOMBRE	%TEMPS-OFFIC. CDIENS	ENG/SP	TEMPS-TOTAL PERS-TRIM
A.DEMANDES/SERV/EXPORT/COMM				
DU CANADA	: 1035	12.50	20.89	2.38
DES TERRITOIRES	: 940	8.25	14.78	1.66
B.VISITES A DES CLIENTS DS TERRITOIRE	: 181	5.25	6.11	0.76
C.POLITIQUE COMMERCIALE/EXPORTATIONS				
PROJETS ET ACTIVITES				
FOIRES	: 7	0.50	3.78	0.36
MISSIONS	: 15	1.00	4.33	0.43
CONF SEMINAIRES	: 16	2.75	3.22	0.40
AUTRES	: 49	6.25	5.56	0.75
D.RAPPORTS SUR LE COMMERCIAUX/ L'ECON/LES FINANANCES				
DEM PAR L'AC	: 50	5.25	1.22	0.32
INIT DE LA MISS	: 143	10.75	2.56	0.66
E.ACTIVITES EN MATIERE DE COMMUNICATIONS	: 38	0.50	3.89	0.37
F.INVESTISSEMENT				
DEMANDES DE RENSEIGNEMENTS				
DU CANADA	: 7	0.00	1.67	0.15
DES TERRITOIRE	: 11	0.50	0.11	0.03
G.PROG. D'APPORT TECHNOLOGIQUES				
DEMANDES SERVICE				
CANADA	: 3	0.50	0.00	0.02
CONTACTS ETABLIS	: 0	0.00	0.00	0.00
H.PARTIC. A DES ACTIV. A L'EXTER. DE LA MISS	: 0	0.00	0.00	0.00
I.DEMANDES DE SERVICES PROVENANT D'AUTRES SOURCES				
ONG	: 16	0.50	0.78	0.09
GOUV'T HOTE	: 21	0.50	0.56	0.07
AUTRES MIN.	: 38	1.25	5.00	0.50
PROV./MUN.	: 14	1.00	0.67	0.10
J.ADMINISTRATION:·				
GESTION DU PROGR. & ADMIN.	: 32	32.00	9.11	2.10
CONGES, DEVELOPPEMENT PROF	: 6	6.25	4.44	0.65
K.SERVICES A D'AUTRE PROGRAMMES DE LA MISSION	: 4	4.25	0.22	0.19
L.TOURISM PROGRAM ACTIVITIES	: 0	0.25	11.11	1.01
***** TOTAUX *****		100.00	100.01	13.00

NOMBRE/VISITES/GENS D'AFFAIRS (PUBLIC SECTOR) DU CANADA : 22  
DE TERRIT : 46  
NOMBRE/VISITES/GENS D'AFFAIRS (PRIVATE SECTOR) DU CANADA : 93  
DE TERRIT : 134

NOMBRE/DEMANDES/PDME/OBSERVATIONS : 5

NOMBRE/POSTES REMPLIS PAR LES AGENTS - CANADIENS : 4  
- ENGAGES SUR PLACE : 9



19/05/95

Affaires Étrangères et du Commerce International

TSRPT02F

SUIVI COMMERCIAL

RAPPORT/CHARGE DE TRAVAIL DES AGENTS  
TRIMESTRE 3 DE L'EXERCISE 1994

MISSION : AUCKLAND

	NOMBRE	%TEMPS-OFFIC.		TEMPS-TOTAL
		CDIENS	ENG/SP	PERS-TRIM
A. DEMANDES/SERV/EXPORT/COMM	DU CANADA : 370	10.00	17.50	0.45
	DES TERRITOIRES : 360	8.00	19.00	0.46
B. VISITES A DES CLIENTS DS TERRITOIRE :	85	8.00	10.00	0.28
C. POLITIQUE COMMERCIALE/EXPORTATIONS	FOIRES : 1	2.00	9.00	0.20
PROJETS ET ACTIVITES	MISSIONS : 1	1.00	16.00	0.33
	CONF SEMINAIRES : 0	0.00	0.00	0.00
	AUTRES : 14	15.00	9.00	0.33
D. RAPPORTS SUR LE COMMERCIAUX/	DEM PAR L'AC : 3	4.00	0.50	0.05
L'ECON/LES FINANANCES	INIT DE LA MISS : 35	5.00	7.50	0.20
E. ACTIVITES EN MATIERE DE COMMUNICATIONS :	0	0.00	0.00	0.00
F. INVESTISSEMENT	DU CANADA : 0	0.00	0.00	0.00
DEMANDES DE RENSEIGNEMENTS	DES TERRITOIRE : 2	1.00	0.50	0.02
G. PROG. D'APPORT TECHNOLOGIQUES	CANADA : 0	0.00	0.00	0.00
DEMANDES SERVICE	CONTACTS ETABLIS : 0	0.00	0.00	0.00
H. PARTIC. A DES ACTIV. A L'EXTER. DE LA MISS :		0.00	0.00	0.00
I. DEMANDES DE SERVICES PROVENANT	ONG : 6	1.00	3.00	0.07
D'AUTRES SOURCES	GOUV'T HOTE : 0	0.00	0.00	0.00
	AUTRES MIN. : 5	2.00	1.50	0.05
	PROV./MUN. : 4	2.00	1.50	0.05
J. ADMINISTRATION: GESTION DU PROGR. & ADMIN. :		23.00	2.50	0.28
	CONGES, DEVELOPPEMENT PROF :	10.00	2.50	0.15
K. SERVICES A D'AUTRE PROGRAMMES DE LA MISSION :		7.00	0.00	0.07
L. TOURISM PROGRAM ACTIVITIES :		1.00	0.00	0.01
***** TOTAUX *****		100.00	100.00	3.00

NOMBRE/VISITES/GENS D'AFFAIRS (PUBLIC SECTOR) DU CANADA : 5  
DE TERRIT : 0  
NOMBRE/VISITES/GENS D'AFFAIRS (PRIVATE SECTOR) DU CANADA : 40  
DE TERRIT : 45

NOMBRE/DEMANDES/PDME/OBSERVATIONS : 1

NOMBRE/POSTES REMPLIS PAR LES AGENTS - CANADIENS : 1  
- ENGAGES SUR PLACE : 2



19/05/95

Affaires Étrangères et du Commerce International

TSRPT02F

SUIVI COMMERCIAL

RAPPORT/CHARGE DE TRAVAIL DES AGENTS  
TRIMESTRE 3 DE L'EXERCISE 1994

MISSION : SYDNEY

		NOMBRE	%TEMPS-OFFIC. CDIENS	ENG/SP	TEMPS-TOTAL PERS-TRIM
A.DEMANDES/SERV/EXPORT/COMM	DU CANADA :	283	10.00	18.20	1.01
	DES TERRITOIRES :	258	10.00	13.60	0.78
B.VISITES A DES CLIENTS DS TERRITOIRE	:	57	10.00	5.60	0.38
C.POLITIQUE COMMERCIALE/EXPORTATIONS	FOIRES :	4	0.00	2.60	0.13
PROJETS ET ACTIVITES	MISSIONS :	2	0.00	1.00	0.05
	CONF SEMINAIRES :	3	0.00	4.40	0.22
	AUTRES :	7	0.00	5.60	0.28
D.RAPPORTS SUR LE COMMERCIAUX/ L'ECON/LES FINANANCES	DEM PAR L'AC :	0	0.00	0.00	0.00
	INIT DE LA MISS :	7	0.00	1.20	0.06
E.ACTIVITES EN MATIERE DE COMMUNICATIONS	:	5	0.00	5.40	0.27
F.INVESTISSEMENT	DU CANADA :	6	0.00	3.00	0.15
DEMANDES DE RENSEIGNEMENTS	DES TERRITOIRE :	6	0.00	0.00	0.00
G.PROG. D'APPORT TECHNOLOGIQUES	CANADA :	0	0.00	0.00	0.00
DEMANDES SERVICE	CONTACTS ETABLIS :	0	0.00	0.00	0.00
H.PARTIC. A DES ACTIV. A L'EXTER. DE LA MISS	:		0.00	0.00	0.00
I.DEMANDES DE SERVICES PROVENANT D'AUTRES SOURCES	ONG :	2	0.00	0.20	0.01
	GOUV'T HOTE :	3	0.00	0.40	0.02
	AUTRES MIN. :	11	0.00	7.80	0.39
	PROV./MUN. :	4	0.00	0.60	0.03
J.ADMINISTRATION: GESTION DU PROGR. & ADMIN.	:		60.00	10.00	1.10
	CONGES, DEVELOPPEMENT PROF :		0.00	0.40	0.02
K.SERVICES A D'AUTRE PROGRAMMES DE LA MISSION	:		10.00	0.00	0.10
L.TOURISM PROGRAM ACTIVITIES	:		0.00	20.00	1.00
***** TOTAUX *****			100.00	100.00	6.00

NOMBRE/VISITES/GENS D'AFFAIRS (PUBLIC SECTOR)	DU CANADA :	11
	DE TERRIT :	3
NOMBRE/VISITES/GENS D'AFFAIRS (PRIVATE SECTOR)	DU CANADA :	41
	DE TERRIT :	48

NOMBRE/DEMANDES/PDME/OBSERVATIONS	:	3
-----------------------------------	---	---

NOMBRE/POSTES REMPLIS PAR LES AGENTS	- CANADIENS :	1
	- ENGAGES SUR PLACE :	5





19/05/95

Affaires Étrangères et du Commerce International

1987012

SECTEUR COMMERCIAL

REPORT/CHARGE DE TRAVAIL DES AGENTS

TRIMESTRE

EUROPE ET MULTILATERALE

REGION EUROPE

STIMES CIVILS TRIMESTRE TOTAL

NUMERE CLIENTS RWT/ST \* PERS TRIM

	<u>RBT</u>	<u>RWT</u>
A. DEMANDES/SERV/REPORT/COM	7-19	17-47
B. VISITES A DES CLIENTS	1825	12-54
C. POLITIQUES COMMERCIALES/EX PROJETS ET ACTIVITES	125	6-85
D. RAPPORTS SUR LE COMMERCE L'ECON/LES FINANCES	311	4-82
E. ACTIVITES EN MATIERE DE COMMERCIALISATION	317	5-64
F. INVESTISSEMENT DEMANDES DE FINANCEMENTS	314	2-43
G. SECT. D'APPORT TECHNOLOGIQUES BUSINESS SERVICE	339	1-87
H. PARTIC. A DES COMIT. A D'ACTIV. DE LA MISSION	413	2-29
I. DEMANDES DE SERVICES RELEVANT D'AUTRES SOURCES	348	1-35
J. ADMINISTRATION: GESTION DU BUDGET * ADMIN. CONGRES, DEVELOPPEMENT PROF	159	6-72
K. SERVICES A D'AUTRE PROGRAMMES DE LA MISSION	159	7-45
L. TOURISM PROGRAM ACTIVITES	159	6-35
TOTAL	100,00	129,00

NUMERE/VISITES/CHRG D'AFFAIRES (PUBLIC SECTOR) DU CANADA 807

NUMERE/VISITES/CHRG D'AFFAIRES (PUBLIC SECTOR) DE TERRIT 428

\* Le rapport trimestriel de ces missions n'était pas disponible.

NUMERE/DEMANDES/PLNE/OBSERVATIONS 43

NUMERE/POSTES REMPLIS PAR LES AGENTS - CANADIENS 80



19/05/95

Affaires Étrangères et du Commerce International

TSRPT02F

SUIVI COMMERCIAL

RAPPORT/CHARGE DE TRAVAIL DES AGENTS  
TRIMESTRE 3 DE L'EXERCISE 1994

REGION : EUROPE

	NOMBRE	%TEMPS-OFFIC.		TEMPS-TOTAL PERS-TRIM
		CDIENS	ENG/SP	
A.DEMANDES/SERV/EXPORT/COMM				
DU CANADA :	7246	12.82	20.78	22.83
DES TERRITOIRES :	9910	7.74	17.43	17.64
B.VISITES A DES CLIENTS DS TERRITOIRE :	1875	11.18	8.13	12.02
C.POLITIQUE COMMERCIALE/EXPORTATIONS				
FOIRES :	115	3.64	5.59	6.24
PROJETS ET ACTIVITES				
MISSIONS :	135	5.08	5.45	6.85
CONF SEMINAIRES :	141	3.90	2.53	3.95
AUTRES :	103	2.46	1.24	2.21
D.RAPPORTS SUR LE COMMERCIAUX/ L'ECON/LES FINANANCES				
DEM PAR L'AC :	211	5.44	2.65	4.82
INIT DE LA MISS :	312	5.56	3.62	5.64
E.ACTIVITES EN MATIERE DE COMMUNICATIONS :	2352	3.06	1.72	2.89
F.INVESTISSEMENT				
DEMANDES DE RENSEIGNEMENTS				
DU CANADA :	144	2.00	1.78	2.41
DES TERRITOIRE :	324	1.88	2.91	3.24
G.PROG. D'APPORT TECHNOLOGIQUES				
DEMANDES SERVICE				
CANADA :	333	0.58	2.00	1.87
CONTACTS ETABLIS :	177	0.32	1.40	1.27
H.PARTIC. A DES ACTIV. A L'EXTER. DE LA MISS :		2.18	1.49	2.27
I.DEMANDES DE SERVICES PROVENANT D'AUTRES SOURCES				
ONG :	348	1.00	1.07	1.35
GOUV'T HOTE :	169	1.44	1.06	1.56
AUTRES MIN. :	376	4.78	2.54	4.40
PROV./MUN. :	359	2.66	1.65	2.64
J.ADMINISTRATION: GESTION DU PROGR. & ADMIN. :		10.82	1.65	6.72
CONGES, DEVELOPPEMENT PROF :		6.30	5.45	7.46
K.SERVICES A D'AUTRE PROGRAMMES DE LA MISSION :		4.10	0.53	2.47
L.TOURISM PROGRAM ACTIVITIES :		1.06	7.24	6.25
***** TOTAUX *****		100.00	99.91	129.00

NOMBRE/VISITES/GENS D'AFFAIRS (PUBLIC SECTOR) DU CANADA : 607  
DE TERRIT : 528  
NOMBRE/VISITES/GENS D'AFFAIRS (PRIVATE SECTOR) DU CANADA : 1479  
DE TERRIT : 2169

NOMBRE/DEMANDES/PDME/OBSERVATIONS : 65

NOMBRE/POSTES REMPLIS PAR LES AGENTS - CANADIENS : 50  
- ENGAGES SUR PLACE: 79





19/05/95

Affaires Étrangères et du Commerce International

TSRPT02F

SUIVI COMMERCIAL

RAPPORT/CHARGE DE TRAVAIL DES AGENTS  
TRIMESTRE 3 DE L'EXERCISE 1994

MISSION : BUCHAREST

	NOMBRE	%TEMPS-OFFIC.		TEMPS-TOTAL PERS-TRIM
		CDIENS	ENG/SP	
A. DEMANDES/SERV/EXPORT/COMM				
DU CANADA :	324	14.00	20.00	0.54
DES TERRITOIRES :	209	5.00	10.00	0.25
B. VISITES A DES CLIENTS DS TERRITOIRE :	56	8.00	12.00	0.32
C. POLITIQUE COMMERCIALE/EXPORTATIONS				
FOIRES :	1	16.00	8.00	0.32
PROJETS ET ACTIVITES				
MISSIONS :	3	10.00	8.00	0.26
CONF SEMINAIRES :	0	0.00	0.00	0.00
AUTRES :	0	0.00	0.00	0.00
D. RAPPORTS SUR LE COMMERCIAUX/ L'ECON/LES FINANANCES				
DEM PAR L'AC :	0	2.00	2.50	0.07
INIT DE LA MISS :	2	2.00	5.00	0.12
E. ACTIVITES EN MATIERE DE COMMUNICATIONS :	0	0.00	0.00	0.00
F. INVESTISSEMENT				
DEMANDES DE RENSEIGNEMENTS				
DU CANADA :	4	3.00	3.50	0.10
DES TERRITOIRE :	2	2.00	0.00	0.02
G. PROG. D'APPORT TECHNOLOGIQUES				
DEMANDES SERVICE				
CANADA :	0	0.00	0.00	0.00
CONTACTS ETABLIS :	0	0.00	0.00	0.00
H. PARTIC. A DES ACTIV. A L'EXTER. DE LA MISS :		0.00	5.00	0.10
I. DEMANDES DE SERVICES PROVENANT D'AUTRES SOURCES				
ONG :	2	4.00	0.00	0.04
GOUV'T HOTE :	12	5.00	7.00	0.19
AUTRES MIN. :	2	5.00	2.50	0.10
PROV./MUN. :	2	3.00	3.00	0.09
J. ADMINISTRATION: GESTION DU PROGR. & ADMIN. :		10.00	2.50	0.15
CONGES, DEVELOPPEMENT PROF :		6.00	11.00	0.28
K. SERVICES A D'AUTRE PROGRAMMES DE LA MISSION :		5.00	0.00	0.05
L. TOURISM PROGRAM ACTIVITIES :		0.00	0.00	0.00
***** TOTAUX *****		100.00	100.00	3.00

NOMBRE/VISITES/GENS D'AFFAIRS (PUBLIC SECTOR) DU CANADA : 3

DE TERRIT : 24

NOMBRE/VISITES/GENS D'AFFAIRS (PRIVATE SECTOR) DU CANADA : 52

DE TERRIT : 46

NOMBRE/DEMANDES/PDME/OBSERVATIONS : 2

NOMBRE/POSTES REMPLIS PAR LES AGENTS -CANADIENS : 1

-ENGAGES SUR PLACE : 2

19/05/95

Affaires Étrangères et du Commerce International

TSRPT02F

SUIVI COMMERCIAL

RAPPORT/CHARGE DE TRAVAIL DES AGENTS  
TRIMESTRE 3 DE L'EXERCISE 1994

MISSION : BUDAPEST

	NOMBRE	%TEMPS-OFFIC. CDIENS	ENG/SP	TEMPS-TOTAL PERS-TRIM
A.DEMANDES/SERV/EXPORT/COMM				
DU CANADA :	323	11.00	25.66	0.99
DES TERRITOIRES :	384	9.50	20.00	0.79
B.VISITES A DES CLIENTS DS TERRITOIRE :	105	10.00	12.33	0.57
C.POLITIQUE COMMERCIALE/EXPORTATIONS				
FOIRES :	5	1.00	2.00	0.08
PROJETS ET ACTIVITES				
MISSIONS :	3	2.50	3.33	0.15
CONF SEMINAIRES :	7	3.00	2.33	0.13
AUTRES :	4	6.00	0.66	0.14
D.RAPPORTS SUR LE COMMERCIAUX/				
DEM PAR L'AC :	4	0.00	4.00	0.12
L'ECON/LES FINANANCES				
INIT DE LA MISS :	5	1.50	2.00	0.09
E.ACTIVITES EN MATIERE DE COMMUNICATIONS :	31	0.00	2.00	0.06
F.INVESTISSEMENT				
DU CANADA :	7	1.50	1.00	0.06
DEMANDES DE RENSEIGNEMENTS				
DES TERRITOIRE :	8	1.00	1.33	0.06
G.PROG. D'APPORT TECHNOLOGIQUES				
CANADA :	4	1.50	0.00	0.03
DEMANDES SERVICE				
CONTACTS ETABLIS :	0	0.00	0.00	0.00
H.PARTIC. A DES ACTIV. A L'EXTER. DE LA MISS :		0.00	1.66	0.05
I.DEMANDES DE SERVICES PROVENANT				
ONG :	17	2.00	1.00	0.07
D'AUTRES SOURCES				
GOUV'T HOTE :	7	1.00	0.66	0.04
AUTRES MIN. :	15	21.00	1.33	0.46
PROV./MUN. :	25	2.50	3.66	0.16
J.ADMINISTRATION: GESTION DU PROGR. & ADMIN. :		19.00	5.00	0.53
CONGES, DEVELOPPEMENT PROF :		6.00	5.66	0.29
K.SERVICES A D'AUTRE PROGRAMMES DE LA MISSION :		0.00	4.33	0.13
L.TOURISM PROGRAM ACTIVITIES :		0.00	0.00	0.00
***** TOTAUX *****		100.00	99.94	5.00

NOMBRE/VISITES/GENS D'AFFAIRS (PUBLIC SECTOR) DU CANADA : 82  
DE TERRIT : 96  
NOMBRE/VISITES/GENS D'AFFAIRS (PRIVATE SECTOR) DU CANADA : 3  
DE TERRIT : 5

NOMBRE/DEMANDES/PDME/OBSERVATIONS : 1

NOMBRE/POSTES REMPLIS PAR LES AGENTS - CANADIENS : 2  
- ENGAGES SUR PLACE : 3

19/05/95

Affaires Étrangères et du Commerce International

TSRPT02F

## SUIVI COMMERCIAL

RAPPORT/CHARGE DE TRAVAIL DES AGENTS  
TRIMESTRE 3 DE L'EXERCISE 1994

MISSION : KIEV

	NOMBRE	%TEMPS-OFFIC. CDIENS	ENG/SP	TEMPS-TOTAL PERS-TRIM
A. DEMANDES/SERV/EXPORT/COMM				
DU CANADA :	232	10.00	6.00	0.22
DES TERRITOIRES :	195	6.00	7.50	0.21
B. VISITES A DES CLIENTS DS TERRITOIRE :	47	7.00	9.00	0.25
C. POLITIQUE COMMERCIALE/EXPORTATIONS				
FOIRES :	4	5.00	5.00	0.15
PROJETS ET ACTIVITES				
MISSIONS :	2	6.00	6.50	0.19
CONF SEMINAIRES :	3	3.00	5.00	0.13
AUTRES :	3	2.00	3.50	0.09
D. RAPPORTS SUR LE COMMERCIAUX/ L'ECON/LES FINANANCES				
DEM PAR L'AC :	12	5.00	6.00	0.17
INIT DE LA MISS :	5	8.00	5.00	0.18
E. ACTIVITES EN MATIERE DE COMMUNICATIONS :	2100	11.00	10.00	0.31
F. INVESTISSEMENT				
DEMANDES DE RENSEIGNEMENTS				
DU CANADA :	17	5.00	6.00	0.17
DES TERRITOIRE :	15	3.00	5.00	0.13
G. PROG. D'APPORT TECHNOLOGIQUES				
DEMANDES SERVICE				
CANADA :	65	4.00	3.50	0.11
CONTACTS ETABLIS :	33	5.00	3.50	0.12
H. PARTIC. A DES ACTIV. A L'EXTER. DE LA MISS :		5.00	5.00	0.15
I. DEMANDES DE SERVICES PROVENANT D'AUTRES SOURCES				
ONG :	70	3.00	5.00	0.13
GOUV'T HOTE :	15	5.00	2.50	0.10
AUTRES MIN. :	6	2.00	2.50	0.07
PROV./MUN. :	3	2.00	1.00	0.04
J. ADMINISTRATION: GESTION DU PROGR. & ADMIN. :		0.00	0.00	0.00
CONGES, DEVELOPPEMENT PROF :		0.00	0.00	0.00
K. SERVICES A D'AUTRE PROGRAMMES DE LA MISSION :		3.00	2.50	0.08
L. TOURISM PROGRAM ACTIVITIES :		0.00	0.00	0.00
***** TOTAUX *****		100.00	100.00	3.00

NOMBRE/VISITES/GENS D'AFFAIRS (PUBLIC SECTOR) DU CANADA : 30  
DE TERRIT : 138  
NOMBRE/VISITES/GENS D'AFFAIRS (PRIVATE SECTOR) DU CANADA : 10  
DE TERRIT : 8

NOMBRE/DEMANDES/PDME/OBSERVATIONS : 2

NOMBRE/POSTES REMPLIS PAR LES AGENTS - CANADIENS : 1  
- ENGAGES SUR PLACE : 2

19/05/95

Affaires Étrangères et du Commerce International

TSRPT02F

SUIVI COMMERCIAL

RAPPORT/CHARGE DE TRAVAIL DES AGENTS  
TRIMESTRE 3 DE L'EXERCISE 1994

MISSION : PRAGUE

	NOMBRE	%TEMPS-OFFIC. CDIENS	ENG/SP	TEMPS-TOTAL PERS-TRIM
A.DEMANDES/SERV/EXPORT/COMM				
DU CANADA :	567	16.50	17.50	0.68
DES TERRITOIRES :	947	12.50	26.50	0.78
B.VISITES A DES CLIENTS DS TERRITOIRE :	140	13.00	2.50	0.31
C.POLITIQUE COMMERCIALE/EXPORTATIONS				
FOIRES :	7	12.50	13.50	0.52
PROJETS ET ACTIVITES				
MISSIONS :	3	7.50	6.00	0.27
CONF SEMINAIRES :	2	1.00	0.00	0.02
AUTRES :	0	0.00	0.00	0.00
D.RAPPORTS SUR LE COMMERCIAUX/				
DEM PAR L'AC :	0	2.50	5.00	0.15
L'ECON/LES FINANANCES				
INIT DE LA MISS :	0	2.50	5.00	0.15
E.ACTIVITES EN MATIERE DE COMMUNICATIONS :	1	1.50	0.00	0.03
F.INVESTISSEMENT				
DU CANADA :	5	1.50	0.00	0.03
DEMANDES DE RENSEIGNEMENTS				
DES TERRITOIRE :	3	1.00	0.00	0.02
G.PROG. D'APPORT TECHNOLOGIQUES				
CANADA :	4	1.00	0.00	0.02
DEMANDES SERVICE				
CONTACTS ETABLIS :	3	1.00	0.00	0.02
H.PARTIC. A DES ACTIV. A L'EXTER. DE LA MISS :		0.00	4.00	0.08
I.DEMANDES DE SERVICES PROVENANT				
ONG :	15	3.00	1.50	0.09
D'AUTRES SOURCES				
GOUV'T HOTE :	10	2.50	5.00	0.15
AUTRES MIN. :	25	5.50	7.50	0.26
PROV./MUN. :	12	1.50	4.00	0.11
J.ADMINISTRATION: GESTION DU PROGR. & ADMIN. :		10.00	1.00	0.22
CONGES, DEVELOPPEMENT PROF :		1.00	1.00	0.04
K.SERVICES A D'AUTRE PROGRAMMES DE LA MISSION :		2.50	0.00	0.05
L.TOURISM PROGRAM ACTIVITIES :		0.00	0.00	0.00
***** TOTAUX *****		100.00	100.00	4.00

NOMBRE/VISITES/GENS D'AFFAIRS (PUBLIC SECTOR) DU CANADA : 16  
DE TERRIT : 32  
NOMBRE/VISITES/GENS D'AFFAIRS (PRIVATE SECTOR) DU CANADA : 80  
DE TERRIT : 68

NOMBRE/DEMANDES/PDME/OBSERVATIONS : 4

NOMBRE/POSTES REMPLIS PAR LES AGENTS - CANADIENS : 2  
- ENGAGES SUR PLACE : 2

19/05/95

Affaires Étrangères et du Commerce International

TSRPT02F

## SUIVI COMMERCIAL

RAPPORT/CHARGE DE TRAVAIL DES AGENTS  
TRIMESTRE 3 DE L'EXERCISE 1994

MISSION : VARSOVIE

	NOMBRE	%TEMPS-OFFIC.		TEMPS-TOTAL PERS-TRIM
		CDIENS	ENG/SP	
A.DEMANDES/SERV/EXPORT/COMM				
DU CANADA :	453	20.00	33.66	1.21
DES TERRITOIRES :	350	5.00	23.66	0.76
B.VISITES A DES CLIENTS DS TERRITOIRE :	76	19.00	10.33	0.50
C.POLITIQUE COMMERCIALE/EXPORTATIONS				
FOIRES :	2	7.00	5.00	0.22
PROJETS ET ACTIVITES				
MISSIONS :	6	20.00	13.33	0.60
CONF SEMINAIRES :	3	5.00	0.00	0.05
AUTRES :	0	0.00	0.00	0.00
D.RAPPORTS SUR LE COMMERCIAUX/				
L'ECON/LES FINANANCES				
DEM PAR L'AC :	6	5.00	0.00	0.05
INIT DE LA MISS :	6	4.00	0.00	0.04
E.ACTIVITES EN MATIERE DE COMMUNICATIONS :	6	3.00	0.00	0.03
F.INVESTISSEMENT				
DEMANDES DE RENSEIGNEMENTS				
DU CANADA :	4	0.00	1.66	0.05
DES TERRITOIRE :	6	0.00	2.33	0.07
G.PROG. D'APPORT TECHNOLOGIQUES				
DEMANDES SERVICE				
CANADA :	4	0.00	2.00	0.06
CONTACTS ETABLIS :	0	0.00	0.00	0.00
H.PARTIC. A DES ACTIV. A L'EXTER. DE LA MISS :		5.00	0.00	0.05
I.DEMANDES DE SERVICES PROVENANT				
D'AUTRES SOURCES				
ONG :	0	0.00	0.00	0.00
GOUV'T HOTE :	0	0.00	0.00	0.00
AUTRES MIN. :	6	3.00	0.00	0.03
PROV./MUN. :	0	0.00	0.00	0.00
J.ADMINISTRATION: GESTION DU PROGR. & ADMIN. :		2.00	1.33	0.06
CONGES, DEVELOPPEMENT PROF :		1.00	6.66	0.21
K.SERVICES A D'AUTRE PROGRAMMES DE LA MISSION :		1.00	0.00	0.01
L.TOURISM PROGRAM ACTIVITIES :		0.00	0.00	0.00
***** TOTAUX *****		100.00	99.96	4.00

NOMBRE/VISITES/GENS D'AFFAIRS (PUBLIC SECTOR)	DU CANADA :	22
	DE TERRIT :	0
NOMBRE/VISITES/GENS D'AFFAIRS (PRIVATE SECTOR)	DU CANADA :	169
	DE TERRIT :	148

NOMBRE/DEMANDES/PDME/OBSERVATIONS	:	4
-----------------------------------	---	---

NOMBRE/POSTES REMPLIS PAR LES AGENTS	- CANADIENS :	1
	- ENGAGES SUR PLACE :	3

TSRPT02F

## SUIVI COMMERCIAL

RAPPORT/CHARGE DE TRAVAIL DES AGENTS  
TRIMESTRE 3 DE L'EXERCISE 1994

SOUS-REGION: EUROPE DE L'OUEST

		NOMBRE	%TEMPS-OFFIC.		TEMPS-TOTAL
			CDIENS	ENG/SP	PERS-TRIM
A.DEMANDES/SERV/EXPORT/COMM	DU CANADA	: 5347	12.60	20.55	19.19
	DES TERRITOIRES	: 7825	7.60	17.28	14.85
B.VISITES A DES CLIENTS DS TERRITOIRE		: 1451	11.13	7.88	10.07
C.POLITIQUE COMMERCIALE/EXPORTATIONS	FOIRES	: 96	2.95	5.49	4.95
PROJETS ET ACTIVITES	MISSIONS	: 118	4.60	5.07	5.38
	CONF SEMINAIRES	: 126	4.16	2.73	3.62
	AUTRES	: 96	2.53	1.32	1.98
D.RAPPORTS SUR LE COMMERCIAUX/ L'ECON/LES FINANANCES	DEM PAR L'AC	: 189	5.93	2.55	4.26
	INIT DE LA MISS	: 294	5.95	3.73	5.06
E.ACTIVITES EN MATIERE DE COMMUNICATIONS		: 214	3.16	1.64	2.46
F.INVESTISSEMENT	DU CANADA	: 107	2.00	1.70	2.00
DEMANDES DE RENSEIGNEMENTS	DES TERRITOIRE	: 290	1.97	3.11	2.94
G.PROG. D'APPORT TECHNOLOGIQUES	CANADA	: 256	0.46	2.16	1.65
DEMANDES SERVICE	CONTACTS ETABLIS	: 141	0.20	1.55	1.13
H.PARTIC. A DES ACTIV. A L'EXTER. DE LA MISS		: 2.30	1.26		1.84
I.DEMANDES DE SERVICES PROVENANT D'AUTRES SOURCES	ONG	: 244	0.76	1.02	1.02
	GOUV'T HOTE	: 125	1.27	0.79	1.08
	AUTRES MIN.	: 322	4.09	2.56	3.48
	PROV./MUN.	: 317	2.79	1.55	2.24
J.ADMINISTRATION: GESTION DU PROGR. & ADMIN.		: 10.95	1.56		5.76
	CONGES, DEVELOPPEMENT PROF	: 6.83	5.52		6.64
K.SERVICES A D'AUTRE PROGRAMMES DE LA MISSION		: 4.44	0.35		2.15
L.TOURISM PROGRAM ACTIVITIES		: 1.23	8.53		6.25
***** TOTAUX *****			99.90	99.90	110.00

NOMBRE/VISITES/GENS D'AFFAIRS (PUBLIC SECTOR)	DU CANADA	: 454
	DE TERRIT	: 238
NOMBRE/VISITES/GENS D'AFFAIRS (PRIVATE SECTOR)	DU CANADA	: 1165
	DE TERRIT	: 1894

NOMBRE/DEMANDES/PDME/OBSERVATIONS	:	52
-----------------------------------	---	----

NOMBRE/POSTES REMPLIS PAR LES AGENTS	- CANADIENS	: 43
	- ENGAGES SUR PLACE:	67

TSRPT02F

## SUIVI COMMERCIAL

RAPPORT/CHARGE DE TRAVAIL DES AGENTS  
TRIMESTRE 3 DE L'EXERCISE 1994

MISSION : ANKARA

	NOMBRE	%TEMPS-OFFIC. CDIENS	ENG/SP	TEMPS-TOTAL PERS-TRIM
A.DEMANDES/SERV/EXPORT/COMM				
DU CANADA :	176	29.00	50.00	1.58
DES TERRITOIRES :	107	10.00	39.50	0.99
B.VISITES A DES CLIENTS DS TERRITOIRE :	67	15.00	3.00	0.36
C.POLITIQUE COMMERCIALE/EXPORTATIONS				
FOIRES :	0	0.00	0.00	0.00
PROJETS ET ACTIVITES				
MISSIONS :	4	7.50	2.50	0.20
CONF SEMINAIRES :	1	2.50	0.00	0.05
AUTRES :	3	10.00	0.00	0.20
D.RAPPORTS SUR LE COMMERCIAUX/ L'ECON/LES FINANANCES				
DEM PAR L'AC :	6	2.50	2.50	0.10
INIT DE LA MISS :	12	17.50	0.00	0.35
E.ACTIVITES EN MATIERE DE COMMUNICATIONS :	0	0.00	0.00	0.00
F.INVESTISSEMENT				
DU CANADA :	0	0.00	0.00	0.00
DEMANDES DE RENSEIGNEMENTS				
DES TERRITOIRE :	4	0.50	1.00	0.03
G.PROG. D'APPORT TECHNOLOGIQUES				
CANADA :	0	0.00	0.00	0.00
DEMANDES SERVICE				
CONTACTS ETABLIS :	0	0.00	0.00	0.00
H.PARTIC. A DES ACTIV. A L'EXTER. DE LA MISS :		0.00	0.00	0.00
I.DEMANDES DE SERVICES PROVENANT				
D'AUTRES SOURCES				
ONG :	0	0.00	0.00	0.00
GOUV'T HOTE :	0	0.00	0.00	0.00
AUTRES MIN. :	3	0.00	0.00	0.00
PROV./MUN. :	2	0.50	0.00	0.01
J.ADMINISTRATION: GESTION DU PROGR. & ADMIN. :		5.00	0.00	0.10
CONGES, DEVELOPPEMENT PROF :		0.00	1.50	0.03
K.SERVICES A D'AUTRE PROGRAMMES DE LA MISSION :		0.00	0.00	0.00
L.TOURISM PROGRAM ACTIVITIES :		0.00	0.00	0.00
***** TOTAUX *****		100.00	100.00	4.00

NOMBRE/VISITES/GENS D'AFFAIRS (PUBLIC SECTOR)	DU CANADA :	9
	DE TERRIT :	5
NOMBRE/VISITES/GENS D'AFFAIRS (PRIVATE SECTOR)	DU CANADA :	37
	DE TERRIT :	28

NOMBRE/DEMANDES/PDME/OBSERVATIONS	:	6
-----------------------------------	---	---

NOMBRE/POSTES REMPLIS PAR LES AGENTS	- CANADIENS :	2
	- ENGAGES SUR PLACE :	2





19/05/95

Affaires Étrangères et du Commerce International

TSRPT02F

## SUIVI COMMERCIAL

RAPPORT/CHARGE DE TRAVAIL DES AGENTS  
TRIMESTRE 3 DE L'EXERCISE 1994

MISSION : BARCELONE

	NOMBRE	%TEMPS-OFFIC.		TEMPS-TOTAL PERS-TRIM
		CDIENS	ENG/SP	
A.DEMANDES/SERV/EXPORT/COMM				
DU CANADA	: 98	10.00	15.00	0.25
DES TERRITOIRES	: 197	5.00	10.00	0.15
B.VISITES A DES CLIENTS DS TERRITOIRE	: 26	15.00	15.00	0.30
C.POLITIQUE COMMERCIALE/EXPORTATIONS				
FOIRES	: 0	0.00	0.00	0.00
PROJETS ET ACTIVITES				
MISSIONS	: 2	20.00	25.00	0.45
CONF SEMINAIRES	: 1	5.00	0.00	0.05
AUTRES	: 0	0.00	0.00	0.00
D.RAPPORTS SUR LE COMMERCIAUX/ L'ECON/LES FINANANCES				
DEM PAR L'AC	: 0	0.00	0.00	0.00
INIT DE LA MISS	: 2	0.00	5.00	0.05
E.ACTIVITES EN MATIERE DE COMMUNICATIONS	: 1	5.00	0.00	0.05
F.INVESTISSEMENT				
DU CANADA	: 0	0.00	0.00	0.00
DEMANDES DE RENSEIGNEMENTS	: 1	5.00	0.00	0.05
G.PROG. D'APPORT TECHNOLOGIQUES				
CANADA	: 0	0.00	0.00	0.00
DEMANDES SERVICE	: 0	0.00	0.00	0.00
H.PARTIC. A DES ACTIV. A L'EXTER. DE LA MISS	: 0	0.00	0.00	0.00
I.DEMANDES DE SERVICES PROVENANT D'AUTRES SOURCES				
ONG	: 0	0.00	0.00	0.00
GOUV'T HOTE	: 2	5.00	0.00	0.05
AUTRES MIN.	: 0	0.00	0.00	0.00
PROV./MUN.	: 0	0.00	0.00	0.00
J.ADMINISTRATION: GESTION DU PROGR. & ADMIN.	: 25	25.00	0.00	0.25
CONGES, DEVELOPPEMENT PROF	: 5	5.00	30.00	0.35
K.SERVICES A D'AUTRE PROGRAMMES DE LA MISSION	: 0	0.00	0.00	0.00
L.TOURISM PROGRAM ACTIVITIES	: 0	0.00	0.00	0.00
***** TOTAUX *****		100.00	100.00	2.00

NOMBRE/VISITES/GENS D'AFFAIRS (PUBLIC SECTOR)	DU CANADA	: 2
	DE TERRIT	: 5
NOMBRE/VISITES/GENS D'AFFAIRS (PRIVATE SECTOR)	DU CANADA	: 10
	DE TERRIT	: 17
NOMBRE/DEMANDES/PDME/OBSERVATIONS		: 0

NOMBRE/POSTES REMPLIS PAR LES AGENTS	- CANADIENS	: 1
	- ENGAGES SUR PLACE:	: 1

19/05/95

Affaires Étrangères et du Commerce International

TSRPT02F

## SUIVI COMMERCIAL

RAPPORT/CHARGE DE TRAVAIL DES AGENTS  
TRIMESTRE 3 DE L'EXERCISE 1994

MISSION : BERNE

	NOMBRE	%TEMPS- CDIENS	OFFIC. ENG/SP	TEMPS-TOTAL PERS-TRIM
A. DEMANDES/SERV/EXPORT/COMM				
DU CANADA :	172	6.00	19.50	0.45
DES TERRITOIRES :	408	7.00	23.00	0.53
B. VISITES A DES CLIENTS DS TERRITOIRE :	82	5.00	5.50	0.16
C. POLITIQUE COMMERCIALE/EXPORTATIONS				
PROJETS ET ACTIVITES				
FOIRES :	3	0.00	18.00	0.36
MISSIONS :	0	0.00	1.50	0.03
CONF SEMINAIRES :	4	5.00	3.00	0.11
AUTRES :	8	10.00	3.50	0.17
D. RAPPORTS SUR LE COMMERCIAUX/ L'ECON/LES FINANANCES				
DEM PAR L'AC :	2	0.00	1.00	0.02
INIT DE LA MISS :	3	3.00	1.50	0.06
E. ACTIVITES EN MATIERE DE COMMUNICATIONS :	13	2.00	4.00	0.10
F. INVESTISSEMENT				
DEMANDES DE RENSEIGNEMENTS				
DU CANADA :	5	0.00	0.50	0.01
DES TERRITOIRE :	27	0.00	1.50	0.03
G. PROG. D'APPORT TECHNOLOGIQUES				
DEMANDES SERVICE				
CANADA :	2	0.00	1.00	0.02
CONTACTS ETABLIS :	9	0.00	2.50	0.05
H. PARTIC. A DES ACTIV. A L'EXTER. DE LA MISS :		0.00	0.00	0.00
I. DEMANDES DE SERVICES PROVENANT D'AUTRES SOURCES				
ONG :	2	0.00	0.50	0.01
GOUV'T HOTE :	0	0.00	0.00	0.00
AUTRES MIN. :	6	15.00	2.50	0.20
PROV./MUN. :	14	25.00	2.00	0.29
J. ADMINISTRATION: GESTION DU PROGR. & ADMIN. :		15.00	0.00	0.15
CONGES, DEVELOPPEMENT PROF :		5.00	9.00	0.23
K. SERVICES A D'AUTRE PROGRAMMES DE LA MISSION :		2.00	0.00	0.02
L. TOURISM PROGRAM ACTIVITIES :		0.00	0.00	0.00
***** TOTAUX *****		100.00	100.00	3.00

NOMBRE/VISITES/GENS D'AFFAIRS (PUBLIC SECTOR)	DU CANADA :	11
	DE TERRIT :	16
NOMBRE/VISITES/GENS D'AFFAIRS (PRIVATE SECTOR)	DU CANADA :	21
	DE TERRIT :	205

NOMBRE/DEMANDES/PDME/OBSERVATIONS	:	0
-----------------------------------	---	---

NOMBRE/POSTES REMPLIS PAR LES AGENTS	- CANADIENS :	1
	- ENGAGES SUR PLACE :	2

19/05/95

Affaires Étrangères et du Commerce International

TSRPT02F

SUIVI COMMERCIAL

RAPPORT/CHARGE DE TRAVAIL DES AGENTS  
TRIMESTRE 3 DE L'EXERCISE 1994

MISSION : BONN

	NOMBRE	%TEMPS-OFFIC.		TEMPS-TOTAL PERS-TRIM
		CDIENS	ENG/SP	
A.DEMANDES/SERV/EXPORT/COMM				
DU CANADA :	655	20.00	12.08	3.05
DES TERRITOIRES :	838	10.62	12.33	2.33
B.VISITES A DES CLIENTS DS TERRITOIRE :	182	12.87	7.75	1.96
C.POLITIQUE COMMERCIALE/EXPORTATIONS				
FOIRES :	13	2.00	5.00	0.76
PROJETS ET ACTIVITES				
MISSIONS :	18	3.50	3.75	0.73
CONF SEMINAIRES :	16	6.75	4.66	1.10
AUTRES :	2	0.62	0.75	0.14
D.RAPPORTS SUR LE COMMERCIAUX/				
DEM PAR L'AC :	13	3.50	0.83	0.38
L'ECON/LES FINANANCES				
INIT DE LA MISS :	42	3.75	2.66	0.62
E.ACTIVITES EN MATIERE DE COMMUNICATIONS :	20	2.62	2.00	0.45
F.INVESTISSEMENT				
DU CANADA :	2	0.00	0.08	0.01
DEMANDES DE RENSEIGNEMENTS				
DES TERRITOIRE :	72	2.37	1.83	0.41
G.PROG. D'APPORT TECHNOLOGIQUES				
CANADA :	66	0.00	2.08	0.25
DEMANDES SERVICE				
CONTACTS ETABLIS :	48	0.00	3.50	0.42
H.PARTIC. A DES ACTIV. A L'EXTER. DE LA MISS :		3.12	0.00	0.25
I.DEMANDES DE SERVICES PROVENANT				
ONG :	14	0.75	0.58	0.13
D'AUTRES SOURCES				
GOUV'T HOTE :	24	0.50	1.66	0.24
AUTRES MIN. :	74	4.37	1.91	0.58
PROV./MUN. :	21	0.75	1.08	0.19
J.ADMINISTRATION: GESTION DU PROGR. & ADMIN. :		11.50	2.75	1.25
CONGES, DEVELOPPEMENT PROF :		4.50	6.41	1.13
K.SERVICES A D'AUTRE PROGRAMMES DE LA MISSION :		2.12	0.41	0.22
L.TOURISM PROGRAM ACTIVITIES :		3.75	25.83	3.40
***** TOTAUX *****		99.96	99.93	20.00

NOMBRE/VISITES/GENS D'AFFAIRS (PUBLIC SECTOR) DU CANADA : 56  
DE TERRIT : 30  
NOMBRE/VISITES/GENS D'AFFAIRS (PRIVATE SECTOR) DU CANADA : 114  
DE TERRIT : 45

NOMBRE/DEMANDES/PDME/OBSERVATIONS : 7

NOMBRE/POSTES REMPLIS PAR LES AGENTS -CANADIENS : 8  
-ENGAGES SUR PLACE: 12



19/05/95

Affaires Étrangères et du Commerce International

TSRPT02F

SUIVI COMMERCIAL

RAPPORT/CHARGE DE TRAVAIL DES AGENTS  
TRIMESTRE 3 DE L'EXERCISE 1994

MISSION : COPENHAGUE

	NOMBRE	%TEMPS-OFFIC.		TEMPS-TOTAL PERS-TRIM
		CDIENS	ENG/SP	
A.DEMANDES/SERV/EXPORT/COMM				
DU CANADA :	248	5.00	24.33	0.78
DES TERRITOIRES :	192	5.00	12.66	0.43
B.VISITES A DES CLIENTS DS TERRITOIRE :	93	20.00	12.00	0.56
C.POLITIQUE COMMERCIALE/EXPORTATIONS				
FOIRES :	0	0.00	0.00	0.00
PROJETS ET ACTIVITES				
MISSIONS :	5	8.00	18.33	0.63
CONF SEMINAIRES :	0	0.00	0.00	0.00
AUTRES :	7	25.00	7.00	0.46
D.RAPPORTS SUR LE COMMERCIAUX/ L'ECON/LES FINANANCES				
DEM PAR L'AC :	5	1.00	5.66	0.18
INIT DE LA MISS :	10	10.00	4.00	0.22
E.ACTIVITES EN MATIERE DE COMMUNICATIONS :	0	0.00	0.00	0.00
F.INVESTISSEMENT				
DU CANADA :	3	1.00	0.00	0.01
DEMANDES DE RENSEIGNEMENTS				
DES TERRITOIRE :	5	5.00	2.00	0.11
G.PROG. D'APPORT TECHNOLOGIQUES				
CANADA :	5	0.00	3.66	0.11
DEMANDES SERVICE				
CONTACTS ETABLIS :	0	0.00	0.00	0.00
H.PARTIC. A DES ACTIV. A L'EXTER. DE LA MISS :		0.00	4.00	0.12
I.DEMANDES DE SERVICES PROVENANT D'AUTRES SOURCES				
ONG :	0	0.00	0.00	0.00
GOUV'T HOTE :	0	0.00	0.00	0.00
AUTRES MIN. :	3	5.00	2.00	0.11
PROV./MUN. :	1	0.00	1.00	0.03
J.ADMINISTRATION: GESTION DU PROGR. & ADMIN. :		7.00	0.66	0.09
CONGES, DEVELOPPEMENT PROF :		3.00	2.66	0.11
K.SERVICES A D'AUTRE PROGRAMMES DE LA MISSION :		5.00	0.00	0.05
L.TOURISM PROGRAM ACTIVITIES :		0.00	0.00	0.00
***** TOTAUX *****		100.00	99.96	4.00

NOMBRE/VISITES/GENS D'AFFAIRS (PUBLIC SECTOR) DU CANADA : 13

DE TERRIT : 0

NOMBRE/VISITES/GENS D'AFFAIRS (PRIVATE SECTOR) DU CANADA : 36

DE TERRIT : 0

NOMBRE/DEMANDES/PDME/OBSERVATIONS : 0

NOMBRE/POSTES REMPLIS PAR LES AGENTS -CANADIENS : 1

-ENGAGES SUR PLACE: 3



19/05/95

Affaires Étrangères et du Commerce International

TSRPT02F

SUIVI COMMERCIAL

RAPPORT/CHARGE DE TRAVAIL DES AGENTS  
TRIMESTRE 3 DE L'EXERCISE 1994

MISSION : HELSINKI

	NOMBRE	%TEMPS-OFFIC.		TEMPS-TOTAL PERS-TRIM
		CDIENS	ENG/SP	
A.DEMANDES/SERV/EXPORT/COMM				
DU CANADA :	128	10.00	31.00	0.72
DES TERRITOIRES :	108	4.00	9.50	0.23
B.VISITES A DES CLIENTS DS TERRITOIRE :	34	25.00	3.50	0.32
C.POLITIQUE COMMERCIALE/EXPORTATIONS				
FOIRES :	0	0.00	0.00	0.00
PROJETS ET ACTIVITES				
MISSIONS :	0	0.00	0.00	0.00
CONF SEMINAIRES :	0	0.00	0.00	0.00
AUTRES :	5	0.00	5.50	0.11
D.RAPPORTS SUR LE COMMERCIAUX/ L'ECON/LES FINANANCES				
DEM PAR L'AC :	6	4.00	17.00	0.38
INIT DE LA MISS :	8	8.00	2.00	0.12
E.ACTIVITES EN MATIERE DE COMMUNICATIONS :	6	2.00	3.50	0.09
F.INVESTISSEMENT				
DEMANDES DE RENSEIGNEMENTS				
DU CANADA :	0	0.00	0.00	0.00
DES TERRITOIRE :	3	0.00	0.50	0.01
G.PROG. D'APPORT TECHNOLOGIQUES				
DEMANDES SERVICE				
CANADA :	2	0.00	1.00	0.02
CONTACTS ETABLIS :	0	0.00	0.00	0.00
H.PARTIC. A DES ACTIV. A L'EXTER. DE LA MISS :		0.00	0.00	0.00
I.DEMANDES DE SERVICES PROVENANT D'AUTRES SOURCES				
ONG :	2	0.00	1.50	0.03
GOUV'T HOTE :	1	1.00	0.00	0.01
AUTRES MIN. :	3	1.00	1.50	0.04
PROV./MUN. :	4	0.00	2.50	0.05
J.ADMINISTRATION: GESTION DU PROGR. & ADMIN. :		0.00	3.50	0.07
CONGES, DEVELOPPEMENT PROF :		30.00	16.50	0.63
K.SERVICES A D'AUTRE PROGRAMMES DE LA MISSION :		15.00	1.00	0.17
L.TOURISM PROGRAM ACTIVITIES :		0.00	0.00	0.00
***** TOTAUX *****		100.00	100.00	3.00

NOMBRE/VISITES/GENS D'AFFAIRS (PUBLIC SECTOR) DU CANADA : 10  
DE TERRIT : 7  
NOMBRE/VISITES/GENS D'AFFAIRS (PRIVATE SECTOR) DU CANADA : 4  
DE TERRIT : 28

NOMBRE/DEMANDES/PDME/OBSERVATIONS : 1

NOMBRE/POSTES REMPLIS PAR LES AGENTS - CANADIENS : 1  
- ENGAGES SUR PLACE : 2



19/05/95

Affaires Étrangères et du Commerce International

TSRPT02F

SUIVI COMMERCIAL

RAPPORT/CHARGE DE TRAVAIL DES AGENTS  
TRIMESTRE 3 DE L'EXERCISE 1994

MISSION : LA HAYE

	NOMBRE	%TEMPS-OFFIC.		TEMPS-TOTAL
		CDIENS	ENG/SP	PERS-TRIM
A. DEMANDES/SERV/EXPORT/COMM				
DU CANADA :	201	9.33	18.33	0.83
DES TERRITOIRES :	121	6.66	9.33	0.48
B. VISITES A DES CLIENTS DS TERRITOIRE :	42	5.00	7.33	0.37
C. POLITIQUE COMMERCIALE/EXPORTATIONS				
FOIRES :	5	4.00	2.66	0.20
PROJETS ET ACTIVITES				
MISSIONS :	9	7.33	7.66	0.45
CONF SEMINAIRES :	5	3.00	1.33	0.13
AUTRES :	1	1.66	0.00	0.05
D. RAPPORTS SUR LE COMMERCIAUX/				
L'ECON/LES FINANANCES				
DEM PAR L'AC :	15	10.33	2.33	0.38
INIT DE LA MISS :	10	2.33	1.66	0.12
E. ACTIVITES EN MATIERE DE COMMUNICATIONS :	14	7.66	0.00	0.23
F. INVESTISSEMENT				
DEMANDES DE RENSEIGNEMENTS				
DU CANADA :	5	0.66	3.33	0.12
DES TERRITOIRE :	30	0.00	5.00	0.15
G. PROG. D'APPORT TECHNOLOGIQUES				
DEMANDES SERVICE				
CANADA :	10	0.00	6.66	0.20
CONTACTS ETABLIS :	10	0.00	3.33	0.10
H. PARTIC. A DES ACTIV. A L'EXTER. DE LA MISS :		0.66	5.00	0.17
I. DEMANDES DE SERVICES PROVENANT				
D'AUTRES SOURCES				
ONG :	0	0.00	0.00	0.00
GOUV'T HOTE :	1	0.66	0.00	0.02
AUTRES MIN. :	5	2.66	0.00	0.08
PROV./MUN. :	14	2.00	4.66	0.20
J. ADMINISTRATION: GESTION DU PROGR. & ADMIN. :		22.66	1.66	0.73
CONGES, DEVELOPPEMENT PROF :		6.33	14.33	0.62
K. SERVICES A D'AUTRE PROGRAMMES DE LA MISSION :		3.66	5.33	0.27
L. TOURISM PROGRAM ACTIVITIES :		3.33	0.00	0.10
***** TOTAUX *****		99.92	99.93	6.00

NOMBRE/VISITES/GENS D'AFFAIRS (PUBLIC SECTOR) DU CANADA : 13  
DE TERRIT : 7  
NOMBRE/VISITES/GENS D'AFFAIRS (PRIVATE SECTOR) DU CANADA : 72  
DE TERRIT : 24

NOMBRE/DEMANDES/PDME/OBSERVATIONS : 5

NOMBRE/POSTES REMPLIS PAR LES AGENTS - CANADIENS : 3  
- ENGAGES SUR PLACE : 3

19/05/95

Affaires Étrangères et du Commerce International

TSRPT02F

SUIVI COMMERCIAL

RAPPORT/CHARGE DE TRAVAIL DES AGENTS  
TRIMESTRE 3 DE L'EXERCISE 1994

MISSION : LISBONNE

	NOMBRE	%TEMPS-OFFIC.		TEMPS-TOTAL PERS-TRIM
		CDIENS	ENG/SP	
A.DEMANDES/SERV/EXPORT/COMM				
DU CANADA :	242	10.00	32.50	0.75
DES TERRITOIRES :	218	5.00	30.00	0.65
B.VISITES A DES CLIENTS DS TERRITOIRE :	42	15.00	5.00	0.25
C.POLITIQUE COMMERCIALE/EXPORTATIONS				
FOIRES :	0	0.00	0.00	0.00
PROJETS ET ACTIVITES				
MISSIONS :	4	10.00	3.00	0.16
CONF SEMINAIRES :	4	5.00	3.00	0.11
AUTRES :	1	1.00	1.50	0.04
D.RAPPORTS SUR LE COMMERCIAUX/				
L'ECON/LES FINANANCES				
DEM PAR L'AC :	8	2.00	2.00	0.06
INIT DE LA MISS :	3	3.00	0.00	0.03
E.ACTIVITES EN MATIERE DE COMMUNICATIONS :	6	1.00	1.00	0.03
F.INVESTISSEMENT				
DEMANDES DE RENSEIGNEMENTS				
DU CANADA :	12	5.00	3.00	0.11
DES TERRITOIRE :	7	1.00	3.00	0.07
G.PROG. D'APPORT TECHNOLOGIQUES				
DEMANDES SERVICE				
CANADA :	7	1.00	3.00	0.07
CONTACTS ETABLIS :	1	1.00	3.00	0.07
H.PARTIC. A DES ACTIV. A L'EXTER. DE LA MISS :		5.00	0.00	0.05
I.DEMANDES DE SERVICES PROVENANT				
D'AUTRES SOURCES				
ONG :	6	2.00	0.00	0.02
GOUV'T HOTE :	11	5.00	2.00	0.09
AUTRES MIN. :	10	6.00	2.00	0.10
PROV./MUN. :	6	2.00	1.00	0.04
J.ADMINISTRATION: GESTION DU PROGR. & ADMIN. :		10.00	0.00	0.10
CONGES, DEVELOPPEMENT PROF :		5.00	5.00	0.15
K.SERVICES A D'AUTRE PROGRAMMES DE LA MISSION :		5.00	0.00	0.05
L.TOURISM PROGRAM ACTIVITIES :		0.00	0.00	0.00
***** TOTAUX *****		100.00	100.00	3.00

NOMBRE/VISITES/GENS D'AFFAIRS (PUBLIC SECTOR) DU CANADA : 40  
DE TERRIT : 10  
NOMBRE/VISITES/GENS D'AFFAIRS (PRIVATE SECTOR) DU CANADA : 26  
DE TERRIT : 47

NOMBRE/DEMANDES/PDME/OBSERVATIONS : 2

NOMBRE/POSTES REMPLIS PAR LES AGENTS -CANADIENS : 1  
-ENGAGES SUR PLACE: 2

TSRPT02F

SUIVI COMMERCIAL

RAPPORT/CHARGE DE TRAVAIL DES AGENTS  
TRIMESTRE 3 DE L'EXERCISE 1994

MISSION : LONDRES

	NOMBRE	%TEMPS-OFFIC.		TEMPS-TOTAL
		CDIENS	ENG/SP	PERS-TRIM
A.DEMANDES/SERV/EXPORT/COMM				
DU CANADA :	749	13.16	23.00	2.17
DES TERRITOIRES :	1407	13.33	17.33	1.84
B.VISITES A DES CLIENTS DS TERRITOIRE :	152	15.50	5.50	1.26
C.POLITIQUE COMMERCIALE/EXPORTATIONS				
FOIRES :	13	2.16	8.00	0.61
PROJETS ET ACTIVITES				
MISSIONS :	8	1.16	3.33	0.27
CONF SEMINAIRES :	24	4.50	3.00	0.45
AUTRES :	25	1.50	1.50	0.18
D.RAPPORTS SUR LE COMMERCIAUX/				
L'ECON/LES FINANANCES				
DEM PAR L'AC :	48	9.66	1.66	0.68
INIT DE LA MISS :	98	10.00	5.50	0.93
E.ACTIVITES EN MATIERE DE COMMUNICATIONS :	22	3.00	2.33	0.32
F.INVESTISSEMENT				
DEMANDES DE RENSEIGNEMENTS				
DU CANADA :	19	0.50	1.00	0.09
DES TERRITOIRE :	28	1.16	1.66	0.17
G.PROG. D'APPORT TECHNOLOGIQUES				
DEMANDES SERVICE				
CANADA :	8	0.00	1.33	0.08
CONTACTS ETABLIS :	5	0.00	0.50	0.03
H.PARTIC. A DES ACTIV. A L'EXTER. DE LA MISS :		1.83	1.66	0.21
I.DEMANDES DE SERVICES PROVENANT				
D'AUTRES SOURCES				
ONG :	15	0.50	0.66	0.07
GOUV'T HOTE :	13	2.66	1.33	0.24
AUTRES MIN. :	100	4.33	6.83	0.67
PROV./MUN. :	66	3.50	3.50	0.42
J.ADMINISTRATION: GESTION DU PROGR. & ADMIN. :		1.50	2.16	0.22
CONGES, DEVELOPPEMENT PROF :		6.66	8.16	0.89
K.SERVICES A D'AUTRE PROGRAMMES DE LA MISSION :		3.33	0.00	0.20
L.TOURISM PROGRAM ACTIVITIES :		0.00	0.00	0.00
***** TOTAUX *****		99.94	99.94	12.00

NOMBRE/VISITES/GENS D'AFFAIRS (PUBLIC SECTOR) DU CANADA : 53  
 DE TERRIT : 42  
 NOMBRE/VISITES/GENS D'AFFAIRS (PRIVATE SECTOR) DU CANADA : 101  
 DE TERRIT : 182

NOMBRE/DEMANDES/PDME/OBSERVATIONS : 2

NOMBRE/POSTES REMPLIS PAR LES AGENTS - CANADIENS : 6  
 - ENGAGES SUR PLACE : 6

TSRPT02F

SUIVI COMMERCIAL

RAPPORT/CHARGE DE TRAVAIL DES AGENTS  
TRIMESTRE 3 DE L'EXERCISE 1994

MISSION : MADRID

	NOMBRE	%TEMPS-OFFIC.		TEMPS-TOTAL PERS-TRIM
		CDIENS	ENG/SP	
A.DEMANDES/SERV/EXPORT/COMM				
DU CANADA	: 282	20.00	31.00	1.44
DES TERRITOIRES	: 831	0.00	36.25	1.45
B.VISITES A DES CLIENTS DS TERRITOIRE	: 66	10.00	5.50	0.32
C.POLITIQUE COMMERCIALE/EXPORTATIONS				
FOIRES	: 5	5.00	7.25	0.34
PROJETS ET ACTIVITES				
MISSIONS	: 6	5.00	2.50	0.15
CONF SEMINAIRES	: 1	0.00	0.50	0.02
AUTRES	: 0	0.00	0.00	0.00
D.RAPPORTS SUR LE COMMERCIAUX/ L'ECON/LES FINANANCES				
DEM PAR L'AC	: 9	10.00	2.25	0.19
INIT DE LA MISS	: 3	10.00	0.25	0.11
E.ACTIVITES EN MATIERE DE COMMUNICATIONS	: 2	0.00	0.75	0.03
F.INVESTISSEMENT				
DEMANDES DE RENSEIGNEMENTS				
DU CANADA	: 6	10.00	0.75	0.13
DES TERRITOIRE	: 11	0.00	1.00	0.04
G.PROG. D'APPORT TECHNOLOGIQUES				
DEMANDES SERVICE				
CANADA	: 10	5.00	1.75	0.12
CONTACTS ETABLIS	: 6	0.00	0.75	0.03
H.PARTIC. A DES ACTIV. A L'EXTER. DE LA MISS	: 0	0.00	0.00	0.00
I.DEMANDES DE SERVICES PROVENANT D'AUTRES SOURCES				
ONG	: 18	0.00	2.25	0.09
GOUV'T HOTE	: 5	0.00	0.75	0.03
AUTRES MIN.	: 3	0.00	1.50	0.06
PROV./MUN.	: 3	0.00	0.75	0.03
J.ADMINISTRATION: GESTION DU PROGR. & ADMIN.	: 20.00	4.25	0.37	
CONGES, DEVELOPPEMENT PROF	: 0.00	0.00	0.00	
K.SERVICES A D'AUTRE PROGRAMMES DE LA MISSION	: 0.00	0.00	0.00	
L.TOURISM PROGRAM ACTIVITIES	: 5.00	0.00	0.05	
***** TOTAUX *****		100.00	100.00	5.00

NOMBRE/VISITES/GENS D'AFFAIRS (PUBLIC SECTOR)	DU CANADA	: 19
	DE TERRIT	: 32
NOMBRE/VISITES/GENS D'AFFAIRS (PRIVATE SECTOR)	DU CANADA	: 39
	DE TERRIT	: 89
NOMBRE/DEMANDES/PDME/OBSERVATIONS		: 5
NOMBRE/POSTES REMPLIS PAR LES AGENTS	-CANADIENS	: 1
	-ENGAGES SUR PLACE:	4

19/05/95 Affaires Étrangères et du Commerce International

TSRPT02F

SUIVI COMMERCIAL

RAPPORT/CHARGE DE TRAVAIL DES AGENTS  
TRIMESTRE 3 DE L'EXERCISE 1994

MISSION : MILAN

	NOMBRE	%TEMPS-OFFIC.		TEMPS-TOTAL
		CDIENS	ENG/SP	PERS-TRIM
A.DEMANDES/SERV/EXPORT/COMM				
DU CANADA :	529	4.33	21.00	0.76
DES TERRITOIRES :	777	5.00	22.33	0.82
B.VISITES A DES CLIENTS DS TERRITOIRE :	71	4.66	9.00	0.41
C.POLITIQUE COMMERCIALE/EXPORTATIONS				
PROJETS ET ACTIVITES				
FOIRES :	2	3.00	12.33	0.46
MISSIONS :	6	8.33	3.66	0.36
CONF SEMINAIRES :	5	2.66	2.33	0.15
AUTRES :	6	3.66	3.33	0.21
D.RAPPORTS SUR LE COMMERCIAUX/				
L'ECON/LES FINANANCES				
DEM PAR L'AC :	5	2.00	3.33	0.16
INIT DE LA MISS :	13	4.00	7.33	0.34
E.ACTIVITES EN MATIERE DE COMMUNICATIONS :	22	11.00	2.66	0.41
F.INVESTISSEMENT				
DEMANDES DE RENSEIGNEMENTS				
DU CANADA :	9	1.33	0.33	0.05
DES TERRITOIRE :	28	3.66	0.00	0.11
G.PROG. D'APPORT TECHNOLOGIQUES				
DEMANDES SERVICE				
CANADA :	4	0.00	3.00	0.09
CONTACTS ETABLIS :	6	0.00	0.33	0.01
H.PARTIC. A DES ACTIV. A L'EXTER. DE LA MISS :		0.00	3.33	0.10
I.DEMANDES DE SERVICES PROVENANT				
D'AUTRES SOURCES				
ONG :	5	0.33	0.33	0.02
GOUV'T HOTE :	2	0.00	0.33	0.01
AUTRES MIN. :	3	0.66	0.00	0.02
PROV./MUN. :	17	2.66	0.33	0.09
J.ADMINISTRATION: GESTION DU PROGR. & ADMIN. :		18.66	0.00	0.56
CONGES, DEVELOPPEMENT PROF :		11.33	4.66	0.48
K.SERVICES A D'AUTRE PROGRAMMES DE LA MISSION :		10.66	0.00	0.32
L.TOURISM PROGRAM ACTIVITIES :		2.00	0.00	0.06
***** TOTAUX *****		99.93	99.94	6.00

NOMBRE/VISITES/GENS D'AFFAIRS (PUBLIC SECTOR)	DU CANADA :	17
	DE TERRIT :	1
NOMBRE/VISITES/GENS D'AFFAIRS (PRIVATE SECTOR)	DU CANADA :	86
	DE TERRIT :	489

NOMBRE/DEMANDES/PDME/OBSERVATIONS : 0

NOMBRE/POSTES REMPLIS PAR LES AGENTS	- CANADIENS :	3
	- ENGAGES SUR PLACE :	3

19/05/95

Affaires Étrangères et du Commerce International

TSRPT02F

## SUIVI COMMERCIAL

RAPPORT/CHARGE DE TRAVAIL DES AGENTS  
TRIMESTRE 3 DE L'EXERCISE 1994

MISSION : OSLO

	NOMBRE	%TEMPS-OFFIC. CDIENS	ENG/SP	TEMPS-TOTAL PERS-TRIM
A. DEMANDES/SERV/EXPORT/COMM				
DU CANADA	: 263	6.00	35.00	1.17
DES TERRITOIRES	: 97	4.00	6.66	0.28
B. VISITES A DES CLIENTS DS TERRITOIRE	: 62	7.50	8.33	0.40
C. POLITIQUE COMMERCIALE/EXPORTATIONS				
FOIRES	: 5	8.50	8.33	0.42
PROJETS ET ACTIVITES				
MISSIONS	: 3	10.00	10.00	0.50
CONF SEMINAIRES	: 1	5.00	3.33	0.20
AUTRES	: 1	0.00	0.00	0.00
D. RAPPORTS SUR LE COMMERCIAUX/ L'ECON/LES FINANANCES				
DEM PAR L'AC	: 9	5.00	5.00	0.25
INIT DE LA MISS	: 16	5.00	6.66	0.30
E. ACTIVITES EN MATIERE DE COMMUNICATIONS	: 8	1.00	0.00	0.02
F. INVESTISSEMENT				
DU CANADA	: 3	1.00	0.00	0.02
DEMANDES DE RENSEIGNEMENTS				
DES TERRITOIRE	: 3	1.00	0.00	0.02
G. PROG. D'APPORT TECHNOLOGIQUES				
CANADA	: 1	0.00	0.00	0.00
DEMANDES SERVICE				
CONTACTS ETABLIS	: 0	0.00	0.00	0.00
H. PARTIC. A DES ACTIV. A L'EXTER. DE LA MISS	: 8	1.00	0.00	0.02
I. DEMANDES DE SERVICES PROVENANT D'AUTRES SOURCES				
ONG	: 5	0.00	0.00	0.00
GOUV'T HOTE	: 10	2.50	0.00	0.05
AUTRES MIN.	: 7	10.00	6.66	0.40
PROV./MUN.	: 58	10.00	5.00	0.35
J. ADMINISTRATION: GESTION DU PROGR. & ADMIN.	: 7	7.50	0.00	0.15
CONGES, DEVELOPPEMENT PROF	: 7	7.50	3.33	0.25
K. SERVICES A D'AUTRE PROGRAMMES DE LA MISSION	: 7	7.50	0.00	0.15
L. TOURISM PROGRAM ACTIVITIES	: 7	0.00	1.66	0.05
***** TOTAUX *****		100.00	99.96	5.00

NOMBRE/VISITES/GENS D'AFFAIRS (PUBLIC SECTOR)	DU CANADA	: 9
	DE TERRIT	: 2
NOMBRE/VISITES/GENS D'AFFAIRS (PRIVATE SECTOR)	DU CANADA	: 28
	DE TERRIT	: 11

NOMBRE/DEMANDES/PDME/OBSERVATIONS	: 0
-----------------------------------	-----

NOMBRE/POSTES REMPLIS PAR LES AGENTS	- CANADIENS	: 2
	- ENGAGES SUR PLACE:	3

19/05/95

Affaires Étrangères et du Commerce International

TSRPT02F

SUIVI COMMERCIAL

RAPPORT/CHARGE DE TRAVAIL DES AGENTS  
TRIMESTRE 3 DE L'EXERCISE 1994

MISSION : PARIS

	NOMBRE	%TEMPS-OFFIC.		TEMPS-TOTAL PERS-TRIM
		CDIENS	ENG/SP	
A.DEMANDES/SERV/EXPORT/COMM				
DU CANADA :	580	5.83	10.00	1.45
DES TERRITOIRES :	1331	2.50	10.00	1.25
B.VISITES A DES CLIENTS DS TERRITOIRE :	315	6.66	4.63	0.91
C.POLITIQUE COMMERCIALE/EXPORTATIONS				
FOIRES :	34	3.33	3.09	0.54
PROJETS ET ACTIVITES				
MISSIONS :	34	4.16	5.00	0.80
CONF SEMINAIRES :	32	4.16	1.90	0.46
AUTRES :	8	1.66	0.72	0.18
D.RAPPORTS SUR LE COMMERCIAUX/				
DEM PAR L'AC :	21	6.66	2.27	0.65
L'ECON/LES FINANANCES				
INIT DE LA MISS :	34	7.50	6.90	1.21
E.ACTIVITES EN MATIERE DE COMMUNICATIONS :	14	1.66	1.18	0.23
F.INVESTISSEMENT				
DU CANADA :	6	7.50	6.90	1.21
DEMANDES DE RENSEIGNEMENTS				
DES TERRITOIRE :	16	2.50	6.90	0.91
G.PROG. D'APPORT TECHNOLOGIQUES				
CANADA :	114	0.83	3.09	0.39
DEMANDES SERVICE				
CONTACTS ETABLIS :	40	0.83	2.27	0.30
H.PARTIC. A DES ACTIV. A L'EXTER. DE LA MISS :		6.66	1.45	0.56
I.DEMANDES DE SERVICES PROVENANT				
ONG :	117	1.66	0.72	0.18
D'AUTRES SOURCES				
GOUV'T HOTE :	17	1.66	0.36	0.14
AUTRES MIN. :	43	4.16	1.90	0.46
PROV./MUN. :	76	1.66	0.72	0.18
J.ADMINISTRATION: GESTION DU PROGR. & ADMIN. :		11.66	1.90	0.91
CONGES, DEVELOPPEMENT PROF :		15.00	4.63	1.41
K.SERVICES A D'AUTRE PROGRAMMES DE LA MISSION :		1.66	0.00	0.10
L.TOURISM PROGRAM ACTIVITIES :		0.00	23.36	2.57
***** TOTAUX *****		99.90	99.89	17.00

NOMBRE/VISITES/GENS D'AFFAIRS (PUBLIC SECTOR)	DU CANADA :	149
	DE TERRIT :	45
NOMBRE/VISITES/GENS D'AFFAIRS (PRIVATE SECTOR)	DU CANADA :	397
	DE TERRIT :	393

NOMBRE/DEMANDES/PDME/OBSERVATIONS	:	16
-----------------------------------	---	----

NOMBRE/POSTES REMPLIS PAR LES AGENTS	- CANADIENS :	6
	- ENGAGES SUR PLACE :	11

19/05/95

Affaires Étrangères et du Commerce International

TSRPT02F

## SUIVI COMMERCIAL

RAPPORT/CHARGE DE TRAVAIL DES AGENTS  
TRIMESTRE 3 DE L'EXERCISE 1994

MISSION : ROME

	NOMBRE	%TEMPS- CDIENS	OFFIC. ENG/SP	TEMPS-TOTAL PERS-TRIM
A.DEMANDES/SERV/EXPORT/COMM				
DU CANADA :	238	12.50	31.33	1.19
DES TERRITOIRES :	230	3.50	22.00	0.73
B.VISITES A DES CLIENTS DS TERRITOIRE :	30	9.00	4.00	0.30
C.POLITIQUE COMMERCIALE/EXPORTATIONS				
FOIRES :	3	2.50	1.33	0.09
PROJETS ET ACTIVITES				
MISSIONS :	5	0.00	10.00	0.30
CONF SEMINAIRES :	7	7.50	1.66	0.20
AUTRES :	12	5.00	0.00	0.10
D.RAPPORTS SUR LE COMMERCIAUX/				
DEM PAR L'AC :	16	25.00	2.66	0.58
L'ECON/LES FINANANCES				
INIT DE LA MISS :	27	5.00	8.33	0.35
E.ACTIVITES EN MATIERE DE COMMUNICATIONS :	3	0.00	0.00	0.00
F.INVESTISSEMENT				
DU CANADA :	9	2.50	1.00	0.08
DEMANDES DE RENSEIGNEMENTS				
DES TERRITOIRE :	11	0.50	2.00	0.07
G.PROG. D'APPORT TECHNOLOGIQUES				
CANADA :	0	0.00	0.00	0.00
DEMANDES SERVICE				
CONTACTS ETABLIS :	0	0.00	0.00	0.00
H.PARTIC. A DES ACTIV. A L'EXTER. DE LA MISS :		0.00	3.33	0.10
I.DEMANDES DE SERVICES PROVENANT				
ONG :	13	2.00	2.00	0.10
D'AUTRES SOURCES				
GOUV'T HOTE :	10	0.00	2.00	0.06
AUTRES MIN. :	26	2.50	5.00	0.20
PROV./MUN. :	5	0.50	0.66	0.03
J.ADMINISTRATION: GESTION DU PROGR. & ADMIN. :		12.50	1.66	0.30
CONGES, DEVELOPPEMENT PROF :		5.00	1.00	0.13
K.SERVICES A D'AUTRE PROGRAMMES DE LA MISSION :		4.50	0.00	0.09
L.TOURISM PROGRAM ACTIVITIES :		0.00	0.00	0.00
***** TOTAUX *****		100.00	99.96	5.00

NOMBRE/VISITES/GENS D'AFFAIRS (PUBLIC SECTOR)	DU CANADA :	10
	DE TERRIT :	12
NOMBRE/VISITES/GENS D'AFFAIRS (PRIVATE SECTOR)	DU CANADA :	9
	DE TERRIT :	27

NOMBRE/DEMANDES/PDME/OBSERVATIONS	:	1
-----------------------------------	---	---

NOMBRE/POSTES REMPLIS PAR LES AGENTS	- CANADIENS :	2
	- ENGAGES SUR PLACE:	3



TSRPT02F

## SUIVI COMMERCIAL

RAPPORT/CHARGE DE TRAVAIL DES AGENTS  
TRIMESTRE 3 DE L'EXERCISE 1994

MISSION : STOCKHOLM

	NOMBRE	%TEMPS-OFFIC. CDIENS	ENG/SP	TEMPS-TOTAL PERS-TRIM
A.DEMANDES/SERV/EXPORT/COMM				
DU CANADA :	114	20.00	21.25	1.05
DES TERRITOIRES :	222	5.00	27.75	1.16
B.VISITES A DES CLIENTS DS TERRITOIRE :	51	10.00	18.50	0.84
C.POLITIQUE COMMERCIALE/EXPORTATIONS				
FOIRES :	4	5.00	1.50	0.11
PROJETS ET ACTIVITES				
MISSIONS :	2	0.00	1.25	0.05
CONF SEMINAIRES :	6	0.00	3.00	0.12
AUTRES :	0	0.00	0.00	0.00
D.RAPPORTS SUR LE COMMERCIAUX/				
L'ECON/LES FINANANCES				
DEM PAR L'AC :	4	0.00	1.75	0.07
INIT DE LA MISS :	6	0.00	1.25	0.05
E.ACTIVITES EN MATIERE DE COMMUNICATIONS :	1	0.00	0.00	0.00
F.INVESTISSEMENT				
DU CANADA :	1	0.00	0.00	0.00
DEMANDES DE RENSEIGNEMENTS				
DES TERRITOIRE :	11	0.00	9.25	0.37
G.PROG. D'APPORT TECHNOLOGIQUES				
DEMANDES SERVICE				
CANADA :	3	0.00	0.50	0.02
CONTACTS ETABLIS :	0	0.00	0.00	0.00
H.PARTIC. A DES ACTIV. A L'EXTER. DE LA MISS :		10.00	3.00	0.22
I.DEMANDES DE SERVICES PROVENANT				
D'AUTRES SOURCES				
ONG :	27	0.00	4.50	0.18
GOUV'T HOTE :	3	0.00	0.25	0.01
AUTRES MIN. :	15	20.00	5.00	0.40
PROV./MUN. :	10	10.00	1.25	0.15
J.ADMINISTRATION: GESTION DU PROGR. & ADMIN. :		20.00	0.00	0.20
CONGES, DEVELOPPEMENT PROF :		0.00	0.00	0.00
K.SERVICES A D'AUTRE PROGRAMMES DE LA MISSION :		0.00	0.00	0.00
L.TOURISM PROGRAM ACTIVITIES :		0.00	0.00	0.00
***** TOTAUX *****		100.00	100.00	5.00

NOMBRE/VISITES/GENS D'AFFAIRS (PUBLIC SECTOR)	DU CANADA :	5
	DE TERRIT :	0
NOMBRE/VISITES/GENS D'AFFAIRS (PRIVATE SECTOR)	DU CANADA :	35
	DE TERRIT :	17

NOMBRE/DEMANDES/PDME/OBSERVATIONS	:	2
-----------------------------------	---	---

NOMBRE/POSTES REMPLIS PAR LES AGENTS	- CANADIENS :	1
	- ENGAGES SUR PLACE :	4





29/05/92

ANNÉE DE L'ÉCHANGE DE CARRIÈRE INTERNATIONALE

REPORT

SECTEUR COMMERCIAL

LE RAPPORT CONCERNE LE TRAVAIL DES AGENTS

AMÉRIQUE LATINE ET ANTILLES

RÉGION AMÉRIQUE LATINE & ANTILLES

TEMPS OUVREZ TRIMESTRIEL

TRIMESTRE EN COURS

A. DEMANDES/SERV/EXPORTATION

LGT

B. VISITES A DES CLIENTS - LES

BOGOTA

C. POLITIQUE COMMERCIALE/PROJETS ET ACTIVITES

BRASILIA

BRIDGETOWN

BUENOS AIRES

CARACAS

GEORGETOWN

D. DEMANDES SUR LE COMMERCE

\* GUATEMALA

KINGSTON

E. ACTIVITES EN MATIERE DE COMMUNICATION

LA HAVANE

LIMA

F. INVESTISSEMENT

MEXICO

G. PROJ. D'APPORT TECHNIQUE/JURIDIQUE

PORT OF SPAIN

H. DEMANDES SERVICE

SAN JOSE

SANTIAGO

I. PARTIAL A DES ACTIV. A L'ETAT

\* SANTO DOMINGO

SAO PAULO

J. DEMANDES DE SERVICES RELATIONNES

K. ADMINISTRATION: GESTION DU BUDGET & REVENUS

L. PROGRAMME COMMUN AGREVE

M. TRAVAIL TOTAL

NOMBRE/POSTES/AGENTS D'APPOINTEMENT PUBLIC SECTOR

NOMBRE/POSTES/AGENTS D'APPOINTEMENT PUBLIC SECTOR

NOMBRE/POSTES/AGENTS D'APPOINTEMENT PUBLIC SECTOR

NOMBRE/POSTES REMPLIS PAR DES AGENTS

NOMBRE/POSTES REMPLIS PAR DES AGENTS

250	1.51	1.51	0.95
180	2.30	2.31	1.33
330	2.06	2.14	1.33
140	2.00	2.00	1.15
	0.30	0.01	0.00
	0.57	0.37	0.07
	0.45	0.54	0.24
	0.35	0.43	0.40
	59.90	58.00	61.00

\* Le rapport trimestriel de ces missions n'était pas disponible.



TSRPT02F

## SUIVI COMMERCIAL

RAPPORT/CHARGE DE TRAVAIL DES AGENTS  
TRIMESTRE 3 DE L'EXERCISE 1994

REGION : AMÉRIQUE LATINE &amp; CARAIB

	NOMBRE	%TEMPS-OFFIC.		TEMPS-TOTAL PERS-TRIM
		CDIENS	ENG/SP	
A.DEMANDES/SERV/EXPORT/COMM				
DU CANADA	: 12488	19.30	29.77	15.44
DES TERRITOIRES	: 9153	12.84	20.97	10.68
B.VISITES A DES CLIENTS DS TERRITOIRE	: 1201	8.65	8.28	5.15
C.POLITIQUE COMMERCIALE/EXPORTATIONS				
FOIRES	: 33	6.46	6.94	4.11
PROJETS ET ACTIVITES				
MISSIONS	: 45	6.15	5.42	3.50
CONF SEMINAIRES	: 41	3.11	1.77	1.43
AUTRES	: 25	1.23	1.31	0.78
D.RAPPORTS SUR LE COMMERCIAUX/ L'ECON/LES FINANANCES				
DEM PAR L'AC	: 68	2.80	1.62	1.30
INIT DE LA MISS	: 126	5.92	2.40	2.38
E.ACTIVITES EN MATIERE DE COMMUNICATIONS	: 369	2.34	1.28	1.06
F.INVESTISSEMENT				
DU CANADA	: 209	3.53	1.62	1.49
DEMANDES DE RENSEIGNEMENTS				
DES TERRITOIRE	: 85	1.07	0.85	0.58
G.PROG. D'APPORT TECHNOLOGIQUES				
CANADA	: 3	0.30	0.08	0.11
DEMANDES SERVICE				
CONTACTS ETABLIS	: 17	0.00	0.14	0.05
H.PARTIC. A DES ACTIV. A L'EXTER. DE LA MISS	: 1.50	2.65		1.32
I.DEMANDES DE SERVICES PROVENANT				
D'AUTRES SOURCES				
ONG	: 350	1.61	1.51	0.95
GOUV'T HOTE	: 189	2.26	2.11	1.33
AUTRES MIN.	: 338	2.46	2.14	1.39
PROV./MUN.	: 163	2.00	1.80	1.15
J.ADMINISTRATION: GESTION DU PROGR. & ADMIN.	: 6.38	0.91		1.98
CONGES, DEVELOPPEMENT PROF	: 4.57	5.37		3.07
K.SERVICES A D'AUTRE PROGRAMMES DE LA MISSION	: 4.46	0.54		1.35
L.TOURISM PROGRAM ACTIVITIES	: 0.96	0.42		0.40
***** TOTAUX *****		99.90	99.90	61.00

NOMBRE/VISITES/GENS D'AFFAIRS (PUBLIC SECTOR)	DU CANADA	: 242
	DE TERRIT	: 388
NOMBRE/VISITES/GENS D'AFFAIRS (PRIVATE SECTOR)	DU CANADA	: 2131
	DE TERRIT	: 2347
NOMBRE/DEMANDES/PDME/OBSERVATIONS		: 61

NOMBRE/POSTES REMPLIS PAR LES AGENTS	- CANADIENS	: 26
	- ENGAGES SUR PLACE:	35

19/05/95 Affaires Étrangères et du Commerce International

TSRPT02F SUIVI COMMERCIAL

RAPPORT/CHARGE DE TRAVAIL DES AGENTS  
TRIMESTRE 3 DE L'EXERCISE 1994

MISSION : BOGOTA

	NOMBRE	%TEMPS-OFFIC. CDIENS	ENG/SP	TEMPS-TOTAL PERS-TRIM
A.DEMANDES/SERV/EXPORT/COMM				
DU CANADA :	530	25.00	30.00	1.10
DES TERRITOIRES :	720	15.00	30.00	0.90
B.VISITES A DES CLIENTS DS TERRITOIRE :	35	7.50	7.50	0.30
C.POLITIQUE COMMERCIALE/EXPORTATIONS				
PROJETS ET ACTIVITES				
FOIRES :	1	5.00	5.00	0.20
MISSIONS :	0	0.00	0.00	0.00
CONF SEMINAIRES :	0	0.00	0.00	0.00
AUTRES :	0	0.00	0.00	0.00
D.RAPPORTS SUR LE COMMERCIAUX/ L'ECON/LES FINANANCES				
DEM PAR L'AC :	0	0.00	0.00	0.00
INIT DE LA MISS :	2	2.50	5.00	0.15
E.ACTIVITES EN MATIERE DE COMMUNICATIONS :	0	0.00	0.00	0.00
F.INVESTISSEMENT				
DEMANDES DE RENSEIGNEMENTS				
DU CANADA :	12	5.00	0.00	0.10
DES TERRITOIRE :	2	1.50	0.00	0.03
G.PROG. D'APPORT TECHNOLOGIQUES				
DEMANDES SERVICE				
CANADA :	0	0.00	0.00	0.00
CONTACTS ETABLIS :	0	0.00	0.00	0.00
H.PARTIC. A DES ACTIV. A L'EXTER. DE LA MISS :		0.00	0.00	0.00
I.DEMANDES DE SERVICES PROVENANT D'AUTRES SOURCES				
ONG :	10	1.00	5.00	0.12
GOUV'T HOTE :	10	2.50	7.50	0.20
AUTRES MIN. :	15	5.00	2.50	0.15
PROV./MUN. :	20	5.00	7.50	0.25
J.ADMINISTRATION: GESTION DU PROGR. & ADMIN. :		15.00	0.00	0.30
CONGES, DEVELOPPEMENT PROF :		0.00	0.00	0.00
K.SERVICES A D'AUTRE PROGRAMMES DE LA MISSION :		10.00	0.00	0.20
L.TOURISM PROGRAM ACTIVITIES :		0.00	0.00	0.00
***** TOTAUX *****		100.00	100.00	4.00

NOMBRE/VISITES/GENS D'AFFAIRS (PUBLIC SECTOR)	DU CANADA :	3
	DE TERRIT :	15
NOMBRE/VISITES/GENS D'AFFAIRS (PRIVATE SECTOR)	DU CANADA :	50
	DE TERRIT :	70

NOMBRE/DEMANDES/PDME/OBSERVATIONS	:	0
-----------------------------------	---	---

NOMBRE/POSTES REMPLIS PAR LES AGENTS	- CANADIENS :	2
	- ENGAGES SUR PLACE:	2

19/05/95

Affaires Étrangères et du Commerce International

TSRPT02F

SUIVI COMMERCIAL

RAPPORT/CHARGE DE TRAVAIL DES AGENTS  
TRIMESTRE 3 DE L'EXERCISE 1994

MISSION : BRASILIA

	NOMBRE	%TEMPS-OFFIC.		TEMPS-TOTAL PERS-TRIM
		CDIENS	ENG/SP	
A.DEMANDES/SERV/EXPORT/COMM				
DU CANADA :	78	5.00	30.00	0.35
DES TERRITOIRES :	28	0.00	20.00	0.20
B.VISITES A DES CLIENTS DS TERRITOIRE :	9	4.00	1.00	0.05
C.POLITIQUE COMMERCIALE/EXPORTATIONS				
FOIRES :	0	0.00	0.00	0.00
PROJETS ET ACTIVITES				
MISSIONS :	0	0.00	0.00	0.00
CONF SEMINAIRES :	2	14.00	7.00	0.21
AUTRES :	0	0.00	0.00	0.00
D.RAPPORTS SUR LE COMMERCIAUX/ L'ECON/LES FINANANCES				
DEM PAR L'AC :	4	0.00	3.00	0.03
INIT DE LA MISS :	15	60.00	0.00	0.60
E.ACTIVITES EN MATIERE DE COMMUNICATIONS :	1	0.00	2.00	0.02
F.INVESTISSEMENT				
DU CANADA :	0	0.00	0.00	0.00
DEMANDES DE RENSEIGNEMENTS				
DES TERRITOIRE :	0	0.00	0.00	0.00
G.PROG. D'APPORT TECHNOLOGIQUES				
CANADA :	0	0.00	0.00	0.00
DEMANDES SERVICE				
CONTACTS ETABLIS :	0	0.00	0.00	0.00
H.PARTIC. A DES ACTIV. A L'EXTER. DE LA MISS :		0.00	0.00	0.00
I.DEMANDES DE SERVICES PROVENANT				
D'AUTRES SOURCES				
ONG :	0	0.00	0.00	0.00
GOUV'T HOTE :	1	1.00	0.00	0.01
AUTRES MIN. :	6	1.00	7.00	0.08
PROV./MUN. :	0	0.00	0.00	0.00
J.ADMINISTRATION: GESTION DU PROGR. & ADMIN. :		14.00	0.00	0.14
CONGES, DEVELOPPEMENT PROF :		0.00	25.00	0.25
K.SERVICES A D'AUTRE PROGRAMMES DE LA MISSION :		1.00	0.00	0.01
L.TOURISM PROGRAM ACTIVITIES :		0.00	5.00	0.05
***** TOTAUX *****		100.00	100.00	2.00

NOMBRE/VISITES/GENS D'AFFAIRS (PUBLIC SECTOR) DU CANADA : 3  
DE TERRIT : 73  
NOMBRE/VISITES/GENS D'AFFAIRS (PRIVATE SECTOR) DU CANADA : 12  
DE TERRIT : 69

NOMBRE/DEMANDES/PDME/OBSERVATIONS : 0

NOMBRE/POSTES REMPLIS PAR LES AGENTS -CANADIENS : 1  
-ENGAGES SUR PLACE: 1



TSRPT02F

## SUIVI COMMERCIAL

RAPPORT/CHARGE DE TRAVAIL DES AGENTS  
TRIMESTRE 3 DE L'EXERCISE 1994

MISSION : BRIDGETOWN

	NOMBRE	%TEMPS-OFFIC.		TEMPS-TOTAL PERS-TRIM
		CDIENS	ENG/SP	
A.DEMANDES/SERV/EXPORT/COMM				
DU CANADA :	500	10.00	47.00	0.57
DES TERRITOIRES :	250	20.00	10.00	0.30
B.VISITES A DES CLIENTS DS TERRITOIRE :	100	20.00	2.00	0.22
C.POLITIQUE COMMERCIALE/EXPORTATIONS				
FOIRES :	0	5.00	0.00	0.05
PROJETS ET ACTIVITES				
MISSIONS :	1	5.00	10.00	0.15
CONF SEMINAIRES :	1	5.00	0.00	0.05
AUTRES :	0	0.00	0.00	0.00
D.RAPPORTS SUR LE COMMERCIAUX/				
DEM PAR L'AC :	6	2.00	0.00	0.02
L'ECON/LES FINANANCES				
INIT DE LA MISS :	4	0.00	2.00	0.02
E.ACTIVITES EN MATIERE DE COMMUNICATIONS :	2	3.00	5.00	0.08
F.INVESTISSEMENT				
DU CANADA :	3	5.00	0.00	0.05
DEMANDES DE RENSEIGNEMENTS				
DES TERRITOIRE :	3	0.00	0.00	0.00
G.PROG. D'APPORT TECHNOLOGIQUES				
CANADA :	0	3.00	0.00	0.03
DEMANDES SERVICE				
CONTACTS ETABLIS :	0	0.00	0.00	0.00
H.PARTIC. A DES ACTIV. A L'EXTER. DE LA MISS :		3.00	15.00	0.18
I.DEMANDES DE SERVICES PROVENANT				
ONG :	0	0.00	0.00	0.00
D'AUTRES SOURCES				
GOUV'T HOTE :	0	0.00	0.00	0.00
AUTRES MIN. :	0	0.00	0.00	0.00
PROV./MUN. :	0	0.00	0.00	0.00
J.ADMINISTRATION: GESTION DU PROGR. & ADMIN. :		10.00	1.00	0.11
CONGES, DEVELOPPEMENT PROF :		6.00	8.00	0.14
K.SERVICES A D'AUTRE PROGRAMMES DE LA MISSION :		3.00	0.00	0.03
L.TOURISM PROGRAM ACTIVITIES :		0.00	0.00	0.00
***** TOTAUX *****		100.00	100.00	2.00

NOMBRE/VISITES/GENS D'AFFAIRS (PUBLIC SECTOR)	DU CANADA :	0
	DE TERRIT :	10
NOMBRE/VISITES/GENS D'AFFAIRS (PRIVATE SECTOR)	DU CANADA :	37
	DE TERRIT :	120

NOMBRE/DEMANDES/PDME/OBSERVATIONS	:	5
-----------------------------------	---	---

NOMBRE/POSTES REMPLIS PAR LES AGENTS	- CANADIENS :	1
	- ENGAGES SUR PLACE:	1

19/05/95

Affaires Étrangères et du Commerce International

TSRPT02F

## SUIVI COMMERCIAL

RAPPORT/CHARGE DE TRAVAIL DES AGENTS  
TRIMESTRE 3 DE L'EXERCISE 1994

MISSION : BUENOS AIRES

	NOMBRE	%TEMPS-OFFIC.		TEMPS-TOTAL
		CDIENS	ENG/SP	PERS-TRIM
A.DEMANDES/SERV/EXPORT/COMM				
DU CANADA :	2965	16.50	23.33	1.03
DES TERRITOIRES :	2098	6.00	20.33	0.73
B.VISITES A DES CLIENTS DS TERRITOIRE :	96	11.50	3.66	0.34
C.POLITIQUE COMMERCIALE/EXPORTATIONS				
FOIRES :	1	0.00	0.33	0.01
PROJETS ET ACTIVITES				
MISSIONS :	7	15.50	14.33	0.74
CONF SEMINAIRES :	4	3.00	0.66	0.08
AUTRES :	3	3.50	0.33	0.08
D.RAPPORTS SUR LE COMMERCIAUX/				
L'ECON/LES FINANANCES				
DEM PAR L'AC :	7	2.50	3.00	0.14
INIT DE LA MISS :	10	4.00	5.33	0.24
E.ACTIVITES EN MATIERE DE COMMUNICATIONS :	6	1.50	2.00	0.09
F.INVESTISSEMENT				
DU CANADA :	8	1.00	2.00	0.08
DEMANDES DE RENSEIGNEMENTS				
DES TERRITOIRE :	9	2.00	0.33	0.05
G.PROG. D'APPORT TECHNOLOGIQUES				
CANADA :	1	0.00	0.33	0.01
DEMANDES SERVICE				
CONTACTS ETABLIS :	0	0.00	0.00	0.00
H.PARTIC. A DES ACTIV. A L'EXTER. DE LA MISS :		0.00	0.00	0.00
I.DEMANDES DE SERVICES PROVENANT				
D'AUTRES SOURCES				
ONG :	4	0.50	0.33	0.02
GOUV'T HOTE :	18	1.50	1.66	0.08
AUTRES MIN. :	11	7.00	0.33	0.15
PROV./MUN. :	2	2.00	0.33	0.05
J.ADMINISTRATION: GESTION DU PROGR. & ADMIN. :		8.50	0.00	0.17
CONGES, DEVELOPPEMENT PROF :		11.50	21.33	0.87
K.SERVICES A D'AUTRE PROGRAMMES DE LA MISSION :		2.00	0.00	0.04
L.TOURISM PROGRAM ACTIVITIES :		0.00	0.00	0.00
***** TOTAUX *****		100.00	99.94	5.00

NOMBRE/VISITES/GENS D'AFFAIRS (PUBLIC SECTOR)	DU CANADA :	27
	DE TERRIT :	19
NOMBRE/VISITES/GENS D'AFFAIRS (PRIVATE SECTOR)	DU CANADA :	178
	DE TERRIT :	160

NOMBRE/DEMANDES/PDME/OBSERVATIONS	:	7
-----------------------------------	---	---

NOMBRE/POSTES REMPLIS PAR LES AGENTS	- CANADIENS :	2
	- ENGAGES SUR PLACE :	3



19/05/95

Affaires Étrangères et du Commerce International

TSRPT02F

## SUIVI COMMERCIAL

RAPPORT/CHARGE DE TRAVAIL DES AGENTS  
TRIMESTRE 3 DE L'EXERCISE 1994

MISSION : GEORGETOWN

	NOMBRE	%TEMPS-OFFIC.		TEMPS-TOTAL
		CDIENS	ENG/SP	PERS-TRIM
A.DEMANDES/SERV/EXPORT/COMM				
DU CANADA :	48	8.00	44.00	0.52
DES TERRITOIRES :	13	0.00	10.00	0.10
B.VISITES A DES CLIENTS DS TERRITOIRE :	0	0.00	2.00	0.02
C.POLITIQUE COMMERCIALE/EXPORTATIONS				
FOIRES :	0	0.00	0.00	0.00
PROJETS ET ACTIVITES				
MISSIONS :	0	0.00	0.00	0.00
CONF SEMINAIRES :	0	0.00	0.00	0.00
AUTRES :	0	0.00	0.00	0.00
D.RAPPORTS SUR LE COMMERCIAUX/				
L'ECON/LES FINANANCES				
DEM PAR L'AC :	5	7.00	0.00	0.07
INIT DE LA MISS :	4	5.00	0.00	0.05
E.ACTIVITES EN MATIERE DE COMMUNICATIONS :	26	5.00	7.00	0.12
F.INVESTISSEMENT				
DEMANDES DE RENSEIGNEMENTS				
DU CANADA :	5	30.00	10.00	0.40
DES TERRITOIRE :	0	0.00	0.00	0.00
G.PROG. D'APPORT TECHNOLOGIQUES				
DEMANDES SERVICE				
CANADA :	0	0.00	0.00	0.00
CONTACTS ETABLIS :	0	0.00	0.00	0.00
H.PARTIC. A DES ACTIV. A L'EXTER. DE LA MISS :		0.00	0.00	0.00
I.DEMANDES DE SERVICES PROVENANT				
D'AUTRES SOURCES				
ONG :	0	0.00	0.00	0.00
GOUV'T HOTE :	2	5.00	0.00	0.05
AUTRES MIN. :	1	0.00	7.00	0.07
PROV./MUN. :	0	0.00	0.00	0.00
J.ADMINISTRATION: GESTION DU PROGR. & ADMIN. :		0.00	0.00	0.00
CONGES, DEVELOPPEMENT PROF :		0.00	20.00	0.20
K.SERVICES A D'AUTRE PROGRAMMES DE LA MISSION :		40.00	0.00	0.40
L.TOURISM PROGRAM ACTIVITIES :		0.00	0.00	0.00
***** TOTAUX *****		100.00	100.00	2.00

NOMBRE/VISITES/GENS D'AFFAIRS (PUBLIC SECTOR)	DU CANADA :	1
	DE TERRIT :	0
NOMBRE/VISITES/GENS D'AFFAIRS (PRIVATE SECTOR)	DU CANADA :	21
	DE TERRIT :	10
NOMBRE/DEMANDES/PDME/OBSERVATIONS	:	1

NOMBRE/POSTES REMPLIS PAR LES AGENTS	- CANADIENS :	1
	- ENGAGES SUR PLACE :	1

19/05/95

Affaires Étrangères et du Commerce International

TSRPT02F

SUIVI COMMERCIAL

RAPPORT/CHARGE DE TRAVAIL DES AGENTS  
TRIMESTRE 3 DE L'EXERCISE 1994

MISSION : KINGSTON

	NOMBRE	%TEMPS-OFFIC.		TEMPS-TOTAL PERS-TRIM
		CDIENS	ENG/SP	
A.DEMANDES/SERV/EXPORT/COMM				
DU CANADA :	775	15.00	35.00	0.85
DES TERRITOIRES :	555	18.00	35.00	0.88
B.VISITES A DES CLIENTS DS TERRITOIRE :	12	13.00	4.50	0.22
C.POLITIQUE COMMERCIALE/EXPORTATIONS				
PROJETS ET ACTIVITES				
FOIRES :	2	1.00	0.50	0.02
MISSIONS :	0	0.00	0.00	0.00
CONF SEMINAIRES :	2	1.00	2.50	0.06
AUTRES :	0	0.00	0.00	0.00
D.RAPPORTS SUR LE COMMERCIAUX/ L'ECON/LES FINANANCES				
DEM PAR L'AC :	4	5.00	4.50	0.14
INIT DE LA MISS :	4	2.00	1.50	0.05
E.ACTIVITES EN MATIERE DE COMMUNICATIONS :	19	9.00	1.50	0.12
F.INVESTISSEMENT				
DEMANDES DE RENSEIGNEMENTS				
DU CANADA :	2	2.00	0.50	0.03
DES TERRITOIRE :	2	1.00	0.50	0.02
G.PROG. D'APPORT TECHNOLOGIQUES				
DEMANDES SERVICE				
CANADA :	2	5.00	1.00	0.07
CONTACTS ETABLIS :	0	0.00	0.00	0.00
H.PARTIC. A DES ACTIV. A L'EXTER. DE LA MISS :		6.00	1.50	0.09
I.DEMANDES DE SERVICES PROVENANT D'AUTRES SOURCES				
ONG :	20	4.00	3.50	0.11
GOUV'T HOTE :	3	2.00	2.00	0.06
AUTRES MIN. :	4	2.00	2.00	0.06
PROV./MUN. :	4	2.00	2.00	0.06
J.ADMINISTRATION:				
GESTION DU PROGR. & ADMIN. :		11.00	0.50	0.12
CONGES, DEVELOPPEMENT PROF :		0.00	0.00	0.00
K.SERVICES A D'AUTRE PROGRAMMES DE LA MISSION :		1.00	1.50	0.04
L.TOURISM PROGRAM ACTIVITIES :		0.00	0.00	0.00
***** TOTAUX *****		100.00	100.00	3.00

NOMBRE/VISITES/GENS D'AFFAIRS (PUBLIC SECTOR) DU CANADA : 3  
 DE TERRIT : 5  
 NOMBRE/VISITES/GENS D'AFFAIRS (PRIVATE SECTOR) DU CANADA : 29  
 DE TERRIT : 14

NOMBRE/DEMANDES/PDME/OBSERVATIONS : 2

NOMBRE/POSTES REMPLIS PAR LES AGENTS -CANADIENS : 1  
 -ENGAGES SUR PLACE: 2

TSRPT02F SUIVI COMMERCIAL

RAPPORT/CHARGE DE TRAVAIL DES AGENTS  
TRIMESTRE 3 DE L'EXERCISE 1994

MISSION : LA HAVANE

	NOMBRE	%TEMPS-OFFIC.		TEMPS-TOTAL
		CDIENS	ENG/SP	PERS-TRIM
A.DEMANDES/SERV/EXPORT/COMM				
DU CANADA :	475	8.00	28.00	0.36
DES TERRITOIRES :	87	1.00	6.00	0.07
B.VISITES A DES CLIENTS DS TERRITOIRE :	56	5.00	5.00	0.10
C.POLITIQUE COMMERCIALE/EXPORTATIONS				
FOIRES :	2	20.00	41.00	0.61
PROJETS ET ACTIVITES				
MISSIONS :	5	9.00	9.00	0.18
CONF SEMINAIRES :	0	0.00	0.00	0.00
AUTRES :	0	0.00	0.00	0.00
D.RAPPORTS SUR LE COMMERCIAUX/				
DEM PAR L'AC :	2	1.00	5.00	0.06
L'ECON/LES FINANANCES				
INIT DE LA MISS :	6	10.00	0.00	0.10
E.ACTIVITES EN MATIERE DE COMMUNICATIONS :	4	0.00	4.00	0.04
F.INVESTISSEMENT				
DU CANADA :	45	16.00	1.00	0.17
DEMANDES DE RENSEIGNEMENTS				
DES TERRITOIRE :	0	0.00	0.00	0.00
G.PROG. D'APPORT TECHNOLOGIQUES				
CANADA :	0	0.00	0.00	0.00
DEMANDES SERVICE				
CONTACTS ETABLIS :	0	0.00	0.00	0.00
H.PARTIC. A DES ACTIV. A L'EXTER. DE LA MISS :		0.00	0.00	0.00
I.DEMANDES DE SERVICES PROVENANT				
ONG :	0	0.00	0.00	0.00
D'AUTRES SOURCES				
GOUV'T HOTE :	2	0.00	0.00	0.00
AUTRES MIN. :	7	2.00	0.00	0.02
PROV./MUN. :	8	3.00	1.00	0.04
J.ADMINISTRATION: GESTION DU PROGR. & ADMIN. :		7.00	0.00	0.07
CONGES, DEVELOPPEMENT PROF :		12.00	0.00	0.12
K.SERVICES A D'AUTRE PROGRAMMES DE LA MISSION :		6.00	0.00	0.06
L.TOURISM PROGRAM ACTIVITIES :		0.00	0.00	0.00
***** TOTAUX *****		100.00	100.00	2.00

NOMBRE/VISITES/GENS D'AFFAIRS (PUBLIC SECTOR) DU CANADA : 5  
 DE TERRIT : 25  
 NOMBRE/VISITES/GENS D'AFFAIRS (PRIVATE SECTOR) DU CANADA : 239  
 DE TERRIT : 62

NOMBRE/DEMANDES/PDME/OBSERVATIONS : 4

NOMBRE/POSTES REMPLIS PAR LES AGENTS - CANADIENS : 1  
 - ENGAGES SUR PLACE : 1



TSRPT02F

## SUIVI COMMERCIAL

RAPPORT/CHARGE DE TRAVAIL DES AGENTS  
TRIMESTRE 3 DE L'EXERCISE 1994

MISSION : MEXICO

	NOMBRE	%TEMPS-OFFIC.		TEMPS-TOTAL PERS-TRIM
		CDIENS	ENG/SP	
A.DEMANDES/SERV/EXPORT/COMM				
DU CANADA :	4401	19.28	26.42	3.20
DES TERRITOIRES :	2335	14.28	17.14	2.20
B.VISITES A DES CLIENTS DS TERRITOIRE :	194	7.14	7.14	1.00
C.POLITIQUE COMMERCIALE/EXPORTATIONS				
FOIRES :	12	12.14	10.71	1.60
PROJETS ET ACTIVITES				
MISSIONS :	14	6.42	2.85	0.65
CONF SEMINAIRES :	15	3.57	1.42	0.35
AUTRES :	17	2.14	1.42	0.25
D.RAPPORTS SUR LE COMMERCIAUX/				
DEM PAR L'AC :	8	2.14	1.42	0.25
L'ECON/LES FINANANCES				
INIT DE LA MISS :	24	2.85	1.42	0.30
E.ACTIVITES EN MATIERE DE COMMUNICATIONS :	32	2.85	0.71	0.25
F.INVESTISSEMENT				
DU CANADA :	34	0.71	0.71	0.10
DEMANDES DE RENSEIGNEMENTS				
DES TERRITOIRE :	28	0.71	2.14	0.20
G.PROG. D'APPORT TECHNOLOGIQUES				
CANADA :	0	0.00	0.00	0.00
DEMANDES SERVICE				
CONTACTS ETABLIS :	17	0.00	0.71	0.05
H.PARTIC. A DES ACTIV. A L'EXTER. DE LA MISS :		1.42	4.28	0.40
I.DEMANDES DE SERVICES PROVENANT				
ONG :	278	2.14	2.14	0.30
D'AUTRES SOURCES				
GOUV'T HOTE :	96	1.42	2.85	0.30
AUTRES MIN. :	201	1.42	2.85	0.30
PROV./MUN. :	76	1.42	1.42	0.20
J.ADMINISTRATION: GESTION DU PROGR. & ADMIN. :		3.57	1.42	0.35
CONGES, DEVELOPPEMENT PROF :		5.71	7.14	0.90
K.SERVICES A D'AUTRE PROGRAMMES DE LA MISSION :		5.00	2.14	0.50
L.TOURISM PROGRAM ACTIVITIES :		3.57	1.42	0.35
***** TOTAUX *****		99.90	99.87	14.00

NOMBRE/VISITES/GENS D'AFFAIRS (PUBLIC SECTOR)	DU CANADA :	93
	DE TERRIT :	95
NOMBRE/VISITES/GENS D'AFFAIRS (PRIVATE SECTOR)	DU CANADA :	526
	DE TERRIT :	474
NOMBRE/DEMANDES/PDME/OBSERVATIONS	:	18

NOMBRE/POSTES REMPLIS PAR LES AGENTS	- CANADIENS :	7
	- ENGAGES SUR PLACE :	7





19/05/95

Affaires Étrangères et du Commerce International

TSRPT02F

## SUIVI COMMERCIAL

RAPPORT/CHARGE DE TRAVAIL DES AGENTS  
TRIMESTRE 3 DE L'EXERCISE 1994

MISSION : SAN JOSÉ

	NOMBRE	%TEMPS-OFFIC.		TEMPS-TOTAL PERS-TRIM
		CDIENS	ENG/SP	
A.DEMANDES/SERV/EXPORT/COMM				
DU CANADA :	132	10.00	12.50	0.35
DES TERRITOIRES :	205	10.00	10.00	0.30
B.VISITES A DES CLIENTS DS TERRITOIRE :	128	5.00	12.50	0.30
C.POLITIQUE COMMERCIALE/EXPORTATIONS				
FOIRES :	1	10.00	7.50	0.25
PROJETS ET ACTIVITES				
MISSIONS :	1	10.00	7.50	0.25
CONF SEMINAIRES :	0	0.00	0.00	0.00
AUTRES :	1	0.00	5.00	0.10
D.RAPPORTS SUR LE COMMERCIAUX/				
DEM PAR L'AC :	2	10.00	2.50	0.15
L'ECON/LES FINANANCES				
INIT DE LA MISS :	0	0.00	0.00	0.00
E.ACTIVITES EN MATIERE DE COMMUNICATIONS :	0	0.00	0.00	0.00
F.INVESTISSEMENT				
DU CANADA :	49	10.00	10.00	0.30
DEMANDES DE RENSEIGNEMENTS				
DES TERRITOIRE :	20	5.00	5.00	0.15
G.PROG. D'APPORT TECHNOLOGIQUES				
CANADA :	0	0.00	0.00	0.00
DEMANDES SERVICE				
CONTACTS ETABLIS :	0	0.00	0.00	0.00
H.PARTIC. A DES ACTIV. A L'EXTER. DE LA MISS :		0.00	0.00	0.00
I.DEMANDES DE SERVICES PROVENANT				
ONG :	20	5.00	5.00	0.15
D'AUTRES SOURCES				
GOUV'T HOTE :	25	10.00	7.50	0.25
AUTRES MIN. :	30	5.00	5.00	0.15
PROV./MUN. :	20	10.00	10.00	0.30
J.ADMINISTRATION: GESTION DU PROGR. & ADMIN. :		0.00	0.00	0.00
CONGES, DEVELOPPEMENT PROF :		0.00	0.00	0.00
K.SERVICES A D'AUTRE PROGRAMMES DE LA MISSION :		0.00	0.00	0.00
L.TOURISM PROGRAM ACTIVITIES :		0.00	0.00	0.00
***** TOTAUX *****		100.00	100.00	3.00

NOMBRE/VISITES/GENS D'AFFAIRS (PUBLIC SECTOR)	DU CANADA :	6
	DE TERRIT :	3
NOMBRE/VISITES/GENS D'AFFAIRS (PRIVATE SECTOR)	DU CANADA :	160
	DE TERRIT :	145

NOMBRE/DEMANDES/PDME/OBSERVATIONS	:	0
-----------------------------------	---	---

NOMBRE/POSTES REMPLIS PAR LES AGENTS	- CANADIENS :	1
	- ENGAGES SUR PLACE :	2

19/05/95

Affaires Étrangères et du Commerce International

TSRPT02F

SUIVI COMMERCIAL

RAPPORT/CHARGE DE TRAVAIL DES AGENTS  
TRIMESTRE 3 DE L'EXERCISE 1994

MISSION : SANTIAGO

	NOMBRE	%TEMPS-OFFIC. CDIENS	ENG/SP	TEMPS-TOTAL PERS-TRIM
A.DEMANDES/SERV/EXPORT/COMM				
DU CANADA :	600	24.33	35.00	1.78
DES TERRITOIRES :	326	9.00	21.33	0.91
B.VISITES A DES CLIENTS DS TERRITOIRE :	105	6.00	8.00	0.42
C.POLITIQUE COMMERCIALE/EXPORTATIONS				
FOIRES :	4	3.33	14.00	0.52
PROJETS ET ACTIVITES				
MISSIONS :	8	13.00	4.66	0.53
CONF SEMINAIRES :	7	8.33	0.66	0.27
AUTRES :	0	0.00	0.00	0.00
D.RAPPORTS SUR LE COMMERCIAUX/ L'ECON/LES FINANANCES				
DEM PAR L'AC :	21	5.33	3.66	0.27
INIT DE LA MISS :	26	6.66	1.66	0.25
E.ACTIVITES EN MATIERE DE COMMUNICATIONS :	1	0.00	0.00	0.00
F.INVESTISSEMENT				
DU CANADA :	12	0.33	2.66	0.09
DEMANDES DE RENSEIGNEMENTS DES TERRITOIRE :	2	0.00	0.00	0.00
G.PROG. D'APPORT TECHNOLOGIQUES				
CANADA :	0	0.00	0.00	0.00
DEMANDES SERVICE				
CONTACTS ETABLIS :	0	0.00	0.00	0.00
H.PARTIC. A DES ACTIV. A L'EXTER. DE LA MISS :		3.33	0.00	0.10
I.DEMANDES DE SERVICES PROVENANT D'AUTRES SOURCES				
ONG :	2	0.33	0.00	0.01
GOUV'T HOTE :	20	4.00	3.33	0.22
AUTRES MIN. :	28	2.00	1.00	0.09
PROV./MUN. :	10	0.33	0.66	0.03
J.ADMINISTRATION: GESTION DU PROGR. & ADMIN. :		6.66	0.00	0.20
CONGES, DEVELOPPEMENT PROF :		6.00	3.33	0.28
K.SERVICES A D'AUTRE PROGRAMMES DE LA MISSION :		1.00	0.00	0.03
L.TOURISM PROGRAM ACTIVITIES :		0.00	0.00	0.00
***** TOTAUX *****		99.96	99.95	6.00

NOMBRE/VISITES/GENS D'AFFAIRS (PUBLIC SECTOR) DU CANADA : 37  
DE TERRIT : 47  
NOMBRE/VISITES/GENS D'AFFAIRS (PRIVATE SECTOR) DU CANADA : 320  
DE TERRIT : 130

NOMBRE/DEMANDES/PDME/OBSERVATIONS : 7

NOMBRE/POSTES REMPLIS PAR LES AGENTS -CANADIENS : 3  
-ENGAGES SUR PLACE: 3



REPORT ON THE ACTIVITIES OF THE BOARD OF DIRECTORS

REPORT ON THE ACTIVITIES OF THE BOARD OF DIRECTORS  
FOR THE YEAR 1975-1976

ACTIVITY	NUMBER OF MEMBERS	PERCENTAGE OF TOTAL	PERCENTAGE OF TOTAL
1. BOARD OF DIRECTORS	10	100.0	100.0
2. BOARD OF ADVISORS	5	50.0	50.0
3. BOARD OF COUNSELORS	3	30.0	30.0
4. BOARD OF MANAGERS	2	20.0	20.0
5. BOARD OF SUPERVISORS	1	10.0	10.0
6. BOARD OF TRUSTEES	1	10.0	10.0
7. BOARD OF VICE-PRESIDENTS	1	10.0	10.0
8. BOARD OF ASSISTANT MANAGERS	1	10.0	10.0
9. BOARD OF ASSISTANT SUPERVISORS	1	10.0	10.0
10. BOARD OF ASSISTANT TRUSTEES	1	10.0	10.0
11. BOARD OF ASSISTANT VICE-PRESIDENTS	1	10.0	10.0
12. BOARD OF ASSISTANT ASSISTANT MANAGERS	1	10.0	10.0
13. BOARD OF ASSISTANT ASSISTANT SUPERVISORS	1	10.0	10.0
14. BOARD OF ASSISTANT ASSISTANT TRUSTEES	1	10.0	10.0
15. BOARD OF ASSISTANT ASSISTANT VICE-PRESIDENTS	1	10.0	10.0
16. BOARD OF ASSISTANT ASSISTANT ASSISTANT MANAGERS	1	10.0	10.0
17. BOARD OF ASSISTANT ASSISTANT ASSISTANT SUPERVISORS	1	10.0	10.0
18. BOARD OF ASSISTANT ASSISTANT ASSISTANT TRUSTEES	1	10.0	10.0
19. BOARD OF ASSISTANT ASSISTANT ASSISTANT VICE-PRESIDENTS	1	10.0	10.0
20. BOARD OF ASSISTANT ASSISTANT ASSISTANT ASSISTANT MANAGERS	1	10.0	10.0
21. BOARD OF ASSISTANT ASSISTANT ASSISTANT ASSISTANT SUPERVISORS	1	10.0	10.0
22. BOARD OF ASSISTANT ASSISTANT ASSISTANT ASSISTANT TRUSTEES	1	10.0	10.0
23. BOARD OF ASSISTANT ASSISTANT ASSISTANT ASSISTANT VICE-PRESIDENTS	1	10.0	10.0
24. BOARD OF ASSISTANT ASSISTANT ASSISTANT ASSISTANT ASSISTANT MANAGERS	1	10.0	10.0
25. BOARD OF ASSISTANT ASSISTANT ASSISTANT ASSISTANT ASSISTANT SUPERVISORS	1	10.0	10.0
26. BOARD OF ASSISTANT ASSISTANT ASSISTANT ASSISTANT ASSISTANT TRUSTEES	1	10.0	10.0
27. BOARD OF ASSISTANT ASSISTANT ASSISTANT ASSISTANT ASSISTANT VICE-PRESIDENTS	1	10.0	10.0
28. BOARD OF ASSISTANT ASSISTANT ASSISTANT ASSISTANT ASSISTANT ASSISTANT MANAGERS	1	10.0	10.0
29. BOARD OF ASSISTANT ASSISTANT ASSISTANT ASSISTANT ASSISTANT ASSISTANT SUPERVISORS	1	10.0	10.0
30. BOARD OF ASSISTANT ASSISTANT ASSISTANT ASSISTANT ASSISTANT ASSISTANT TRUSTEES	1	10.0	10.0
31. BOARD OF ASSISTANT ASSISTANT ASSISTANT ASSISTANT ASSISTANT ASSISTANT VICE-PRESIDENTS	1	10.0	10.0
32. BOARD OF ASSISTANT ASSISTANT ASSISTANT ASSISTANT ASSISTANT ASSISTANT ASSISTANT MANAGERS	1	10.0	10.0
33. BOARD OF ASSISTANT ASSISTANT ASSISTANT ASSISTANT ASSISTANT ASSISTANT ASSISTANT SUPERVISORS	1	10.0	10.0
34. BOARD OF ASSISTANT ASSISTANT ASSISTANT ASSISTANT ASSISTANT ASSISTANT ASSISTANT TRUSTEES	1	10.0	10.0
35. BOARD OF ASSISTANT ASSISTANT ASSISTANT ASSISTANT ASSISTANT ASSISTANT ASSISTANT VICE-PRESIDENTS	1	10.0	10.0
36. BOARD OF ASSISTANT ASSISTANT ASSISTANT ASSISTANT ASSISTANT ASSISTANT ASSISTANT ASSISTANT MANAGERS	1	10.0	10.0
37. BOARD OF ASSISTANT ASSISTANT ASSISTANT ASSISTANT ASSISTANT ASSISTANT ASSISTANT ASSISTANT SUPERVISORS	1	10.0	10.0
38. BOARD OF ASSISTANT ASSISTANT ASSISTANT ASSISTANT ASSISTANT ASSISTANT ASSISTANT ASSISTANT TRUSTEES	1	10.0	10.0
39. BOARD OF ASSISTANT ASSISTANT ASSISTANT ASSISTANT ASSISTANT ASSISTANT ASSISTANT ASSISTANT VICE-PRESIDENTS	1	10.0	10.0
40. BOARD OF ASSISTANT ASSISTANT ASSISTANT ASSISTANT ASSISTANT ASSISTANT ASSISTANT ASSISTANT ASSISTANT MANAGERS	1	10.0	10.0
41. BOARD OF ASSISTANT ASSISTANT ASSISTANT ASSISTANT ASSISTANT ASSISTANT ASSISTANT ASSISTANT ASSISTANT SUPERVISORS	1	10.0	10.0
42. BOARD OF ASSISTANT ASSISTANT ASSISTANT ASSISTANT ASSISTANT ASSISTANT ASSISTANT ASSISTANT ASSISTANT TRUSTEES	1	10.0	10.0
43. BOARD OF ASSISTANT ASSISTANT ASSISTANT ASSISTANT ASSISTANT ASSISTANT ASSISTANT ASSISTANT ASSISTANT VICE-PRESIDENTS	1	10.0	10.0
44. BOARD OF ASSISTANT ASSISTANT ASSISTANT ASSISTANT ASSISTANT ASSISTANT ASSISTANT ASSISTANT ASSISTANT ASSISTANT MANAGERS	1	10.0	10.0
45. BOARD OF ASSISTANT ASSISTANT ASSISTANT ASSISTANT ASSISTANT ASSISTANT ASSISTANT ASSISTANT ASSISTANT ASSISTANT SUPERVISORS	1	10.0	10.0
46. BOARD OF ASSISTANT ASSISTANT ASSISTANT ASSISTANT ASSISTANT ASSISTANT ASSISTANT ASSISTANT ASSISTANT ASSISTANT TRUSTEES	1	10.0	10.0
47. BOARD OF ASSISTANT ASSISTANT ASSISTANT ASSISTANT ASSISTANT ASSISTANT ASSISTANT ASSISTANT ASSISTANT ASSISTANT VICE-PRESIDENTS	1	10.0	10.0
48. BOARD OF ASSISTANT ASSISTANT ASSISTANT ASSISTANT ASSISTANT ASSISTANT ASSISTANT ASSISTANT ASSISTANT ASSISTANT ASSISTANT MANAGERS	1	10.0	10.0
49. BOARD OF ASSISTANT ASSISTANT ASSISTANT ASSISTANT ASSISTANT ASSISTANT ASSISTANT ASSISTANT ASSISTANT ASSISTANT ASSISTANT SUPERVISORS	1	10.0	10.0
50. BOARD OF ASSISTANT ASSISTANT ASSISTANT ASSISTANT ASSISTANT ASSISTANT ASSISTANT ASSISTANT ASSISTANT ASSISTANT ASSISTANT TRUSTEES	1	10.0	10.0





19 06/78

Affaires étrangères et Développement international

121027

PROJET COMMERCIAL

RAPPORT QUARTRIER DE TRAVAIL DES MISSIONS  
TRIMESTRIEL DE L'ÉTÉ 1978

REGION : ÉTATS UNIS

ÉTATS-UNIS

		NOMBRE	TEMPS OPTIC. (HRS)	TEMPS-PAYS (HRS)
A. DEMANDES/SPM/REPORT/COM	DE CANADA	5338	10.78	13.55
	DES TERRITOIRES	5914	10.15	13.06
B. VISITES A DES CANTONS/TERRITOIRES		145	2.30	2.67
C. POLITIQUES COMMERCIALES	ATLANTA	9	3.29	4.00
	BOSTON		7.12	8.31
	BUFFALO		1.07	1.28
	DÉTROIT		1.45	1.76
	NEW YORK		0.64	0.77
	WASHINGTON	154	2.49	2.97
D. ACTIVITÉS EN MATIÈRE DE COMMUNICATION		238	3.91	4.72
E. INVESTISSEMENT		222	1.81	1.93
F. DEMANDES DE RENFORCEMENT		283	2.26	1.87
G. PROJ. D'APPORT TECHNOLOGIQUE		104	1.47	0.74
H. PARTIC. A DES ACTIV. A MONTREAL EN LA MISS			1.71	2.12
I. DEMANDES DE SERVICES FINANCIERS		157	1.28	0.50
J. D'AUTRES SOURCES		136	1.80	0.83
	ANNÉES MIN.	186	2.77	0.95
	PROV. AUT.	243	2.80	2.01
K. ADMINISTRATION: GESTION DE PROJ. & ADMIN. PROJ.			19.92	2.96
	CONGES, DEVELOPPEMENT PROJ.		5.77	8.23
L. SERVICES A D'AUTRE PROGRAMME DE LA MISSION			2.94	0.44
M. TOTAUX PROGRAMME ACTIVITES			6.79	14.90
TOTAL GENERAL			99.80	103.00

NOMBRE/PROFILS/GENS D'AFFAIRES (MONTREAL SECTEUR) DU CANADA : 546  
 DE TERRIT : 473  
 NOMBRE/PROFILS/GENS D'AFFAIRES (MONTREAL SECTEUR) DU CANADA : 2182  
 DE TERRIT : 1140

\* Le rapport trimestriel de ces missions n'était pas disponible.

NOMBRE/PROFILS/GENS D'AFFAIRES (MONTREAL SECTEUR) : 237  
 NOMBRE/PROFILS/GENS D'AFFAIRES (MONTREAL SECTEUR) : 19  
 ENGAGES SUR PLACE : 51





19/05/95

Affaires Étrangères et du Commerce International

TSRPT02F

## SUIVI COMMERCIAL

RAPPORT/CHARGE DE TRAVAIL DES AGENTS  
TRIMESTRE 3 DE L'EXERCISE 1994

REGION : ÉTATS UNIS

	NOMBRE	%TEMPS-OFFIC.		TEMPS-TOTAL
		CDIENS	ENG/SP	PERS-TRIM
A. DEMANDES/SERV/EXPORT/COMM				
DU CANADA :	8328	12.78	22.55	19.52
DES TERRITOIRES :	5934	10.15	15.06	13.65
B. VISITES A DES CLIENTS DS TERRITOIRE :	1450	9.50	6.67	7.95
C. POLITIQUE COMMERCIALE/EXPORTATIONS				
PROJETS ET ACTIVITES				
FOIRES :	98	3.34	5.29	4.71
MISSIONS :	70	2.31	7.12	5.51
CONF SEMINAIRES :	184	5.60	4.07	4.78
AUTRES :	87	1.68	1.41	1.56
D. RAPPORTS SUR LE COMMERCIAUX/				
L'ECON/LES FINANANCES				
DEM PAR L'AC :	39	1.55	0.64	1.01
INIT DE LA MISS :	150	3.65	2.43	2.97
E. ACTIVITES EN MATIERE DE COMMUNICATIONS :	350	4.23	1.23	2.41
F. INVESTISSEMENT				
DEMANDES DE RENSEIGNEMENTS				
DU CANADA :	232	1.73	1.53	1.66
DES TERRITOIRE :	183	2.28	1.87	2.09
G. PROG. D'APPORT TECHNOLOGIQUES				
DEMANDES SERVICE				
CANADA :	101	1.07	0.46	0.71
CONTACTS ETABLIS :	81	0.71	0.33	0.49
H. PARTIC. A DES ACTIV. A L'EXTER. DE LA MISS :		1.71	2.32	2.16
I. DEMANDES DE SERVICES PROVENANT				
D'AUTRES SOURCES				
ONG :	107	1.68	0.50	0.97
GOUV'T HOTE :	136	1.50	0.83	1.11
AUTRES MIN. :	185	1.97	0.95	1.37
PROV./MUN. :	273	2.10	2.01	2.11
J. ADMINISTRATION: GESTION DU PROGR. & ADMIN. :		19.92	2.96	9.50
CONGES, DEVELOPPEMENT PROF :		5.71	5.23	5.57
K. SERVICES A D'AUTRE PROGRAMMES DE LA MISSION :		3.94	0.44	1.79
L. TOURISM PROGRAM ACTIVITIES :		0.78	14.00	9.40
***** TOTAUX *****		99.89	99.90	103.00

NOMBRE/VISITES/GENS D'AFFAIRS (PUBLIC SECTOR)	DU CANADA :	246
	DE TERRIT :	473
NOMBRE/VISITES/GENS D'AFFAIRS (PRIVATE SECTOR)	DU CANADA :	2162
	DE TERRIT :	1340

NOMBRE/DEMANDES/PDME/OBSERVATIONS	:	237
-----------------------------------	---	-----

NOMBRE/POSTES REMPLIS PAR LES AGENTS	- CANADIENS :	38
	- ENGAGES SUR PLACE :	65

19/05/95 Affaires Étrangères et du Commerce International

TSRPT02F

SUIVI COMMERCIAL

RAPPORT/CHARGE DE TRAVAIL DES AGENTS  
TRIMESTRE 3 DE L'EXERCISE 1994

MISSION : ATLANTA

	NOMBRE	%TEMPS-OFFIC. CDIENS	ENG/SP	TEMPS-TOTAL PERS-TRIM
A.DEMANDES/SERV/EXPORT/COMM				
DU CANADA :	930	9.80	18.80	1.43
DES TERRITOIRES :	1083	12.80	22.60	1.77
B.VISITES A DES CLIENTS DS TERRITOIRE :	213	6.00	11.40	0.87
C.POLITIQUE COMMERCIALE/EXPORTATIONS				
PROJETS ET ACTIVITES				
FOIRES :	19	6.00	7.20	0.66
MISSIONS :	8	4.00	5.40	0.47
CONF SEMINAIRES :	28	5.20	3.20	0.42
AUTRES :	5	1.00	0.40	0.07
D.RAPPORTS SUR LE COMMERCIAUX/ L'ECON/LES FINANANCES				
DEM PAR L'AC :	5	1.00	1.00	0.10
INIT DE LA MISS :	22	7.80	2.20	0.50
E.ACTIVITES EN MATIERE DE COMMUNICATIONS :	25	9.00	1.60	0.53
F.INVESTISSEMENT				
DEMANDES DE RENSEIGNEMENTS				
DU CANADA :	99	1.60	1.80	0.17
DES TERRITOIRE :	0	0.00	0.00	0.00
G.PROG. D'APPORT TECHNOLOGIQUES				
DEMANDES SERVICE				
CANADA :	45	0.00	2.40	0.12
CONTACTS ETABLIS :	14	0.00	1.00	0.05
H.PARTIC. A DES ACTIV. A L'EXTER. DE LA MISS :		1.80	3.00	0.24
I.DEMANDES DE SERVICES PROVENANT D'AUTRES SOURCES				
ONG :	6	1.00	0.40	0.07
GOUV'T HOTE :	15	1.00	0.80	0.09
AUTRES MIN. :	5	1.80	0.60	0.12
PROV./MUN. :	28	2.60	0.80	0.17
J.ADMINISTRATION: GESTION DU PROGR. & ADMIN. :		14.60	8.20	1.14
CONGES, DEVELOPPEMENT PROF :		4.40	5.40	0.49
K.SERVICES A D'AUTRE PROGRAMMES DE LA MISSION :		6.20	1.80	0.40
L.TOURISM PROGRAM ACTIVITIES :		2.40	0.00	0.12
***** TOTAUX *****		100.00	100.00	10.00

NOMBRE/VISITES/GENS D'AFFAIRS (PUBLIC SECTOR)	DU CANADA :	19
	DE TERRIT :	34
NOMBRE/VISITES/GENS D'AFFAIRS (PRIVATE SECTOR)	DU CANADA :	476
	DE TERRIT :	467

NOMBRE/DEMANDES/PDME/OBSERVATIONS : 55

NOMBRE/POSTES REMPLIS PAR LES AGENTS	- CANADIENS :	5
	- ENGAGES SUR PLACE :	5

19/05/95

Affaires Étrangères et du Commerce International

TSRPT02F

## SUIVI COMMERCIAL

RAPPORT/CHARGE DE TRAVAIL DES AGENTS  
TRIMESTRE 3 DE L'EXERCISE 1994

MISSION : BOSTON

	NOMBRE	%TEMPS-OFFIC. CDIENS	ENG/SP	TEMPS-TOTAL PERS-TRIM
A.DEMANDES/SERV/EXPORT/COMM				
DU CANADA :	834	13.25	37.60	2.41
DES TERRITOIRES :	277	11.75	15.00	1.22
B.VISITES A DES CLIENTS DS TERRITOIRE :	53	1.75	8.20	0.48
C.POLITIQUE COMMERCIALE/EXPORTATIONS				
FOIRES :	6	2.25	4.60	0.32
PROJETS ET ACTIVITES				
MISSIONS :	15	6.00	11.20	0.80
CONF SEMINAIRES :	9	3.00	3.40	0.29
AUTRES :	2	0.00	2.40	0.12
D.RAPPORTS SUR LE COMMERCIAUX/				
DEM PAR L'AC :	6	4.00	0.60	0.19
L'ECON/LES FINANANCES				
INIT DE LA MISS :	7	4.50	0.40	0.20
E.ACTIVITES EN MATIERE DE COMMUNICATIONS :	19	8.00	1.20	0.38
F.INVESTISSEMENT				
DU CANADA :	12	6.75	0.80	0.31
DEMANDES DE RENSEIGNEMENTS				
DES TERRITOIRE :	5	1.50	1.60	0.14
G.PROG. D'APPORT TECHNOLOGIQUES				
CANADA :	6	5.25	0.40	0.23
DEMANDES SERVICE				
CONTACTS ETABLIS :	17	2.25	1.40	0.16
H.PARTIC. A DES ACTIV. A L'EXTER. DE LA MISS :		1.25	1.00	0.10
I.DEMANDES DE SERVICES PROVENANT				
D'AUTRES SOURCES				
ONG :	6	5.50	0.00	0.22
GOUV'T HOTE :	25	5.00	4.20	0.41
AUTRES MIN. :	31	6.75	1.60	0.35
PROV./MUN. :	12	2.75	1.40	0.18
J.ADMINISTRATION: GESTION DU PROGR. & ADMIN. :		3.50	0.60	0.17
CONGES, DEVELOPPEMENT PROF :		1.75	1.40	0.14
K.SERVICES A D'AUTRE PROGRAMMES DE LA MISSION :		2.75	1.00	0.16
L.TOURISM PROGRAM ACTIVITIES :		0.50	0.00	0.02
***** TOTAUX *****		100.00	100.00	9.00

NOMBRE/VISITES/GENS D'AFFAIRS (PUBLIC SECTOR)	DU CANADA :	44
	DE TERRIT :	9
NOMBRE/VISITES/GENS D'AFFAIRS (PRIVATE SECTOR)	DU CANADA :	142
	DE TERRIT :	78

NOMBRE/DEMANDES/PDME/OBSERVATIONS	:	17
-----------------------------------	---	----

NOMBRE/POSTES REMPLIS PAR LES AGENTS	- CANADIENS :	4
	- ENGAGES SUR PLACE :	5

19/05/95

Affaires Étrangères et du Commerce International

TSRPT02F

SUIVI COMMERCIAL

RAPPORT/CHARGE DE TRAVAIL DES AGENTS  
TRIMESTRE 3 DE L'EXERCISE 1994

MISSION : BUFFALO

	NOMBRE	%TEMPS-OFFIC. CDIENS	ENG/SP	TEMPS-TOTAL PERS-TRIM
A.DEMANDES/SERV/EXPORT/COMM				
DU CANADA :	736	35.00	20.42	1.78
DES TERRITOIRES :	160	5.00	8.57	0.65
B.VISITES A DES CLIENTS DS TERRITOIRE :	62	30.00	3.42	0.54
C.POLITIQUE COMMERCIALE/EXPORTATIONS				
PROJETS ET ACTIVITES				
FOIRES :	7	2.00	3.71	0.28
MISSIONS :	12	0.00	13.00	0.91
CONF SEMINAIRES :	18	0.00	7.42	0.52
AUTRES :	9	0.00	2.57	0.18
D.RAPPORTS SUR LE COMMERCIAUX/ L'ECON/LES FINANANCES				
DEM PAR L'AC :	0	0.00	0.00	0.00
INIT DE LA MISS :	6	3.00	0.57	0.07
E.ACTIVITES EN MATIERE DE COMMUNICATIONS :	7	2.00	0.71	0.07
F.INVESTISSEMENT				
DEMANDES DE RENSEIGNEMENTS				
DU CANADA :	8	0.00	1.14	0.08
DES TERRITOIRE :	12	0.00	1.14	0.08
G.PROG. D'APPORT TECHNOLOGIQUES				
DEMANDES SERVICE				
CANADA :	0	0.00	0.00	0.00
CONTACTS ETABLIS :	0	0.00	0.00	0.00
H.PARTIC. A DES ACTIV. A L'EXTER. DE LA MISS :		0.00	1.00	0.07
I.DEMANDES DE SERVICES PROVENANT D'AUTRES SOURCES				
ONG :	4	0.00	0.14	0.01
GOUV'T HOTE :	2	2.00	0.14	0.03
AUTRES MIN. :	7	0.00	0.71	0.05
PROV./MUN. :	32	3.00	4.28	0.33
J.ADMINISTRATION: GESTION DU PROGR. & ADMIN.		10.00	1.00	0.17
CONGES, DEVELOPPEMENT PROF :		3.00	1.42	0.13
K.SERVICES A D'AUTRE PROGRAMMES DE LA MISSION :		5.00	0.00	0.05
L.TOURISM PROGRAM ACTIVITIES :		0.00	28.57	2.00
***** TOTAUX *****		100.00	99.93	8.00

NOMBRE/VISITES/GENS D'AFFAIRS (PUBLIC SECTOR)	DU CANADA :	8
	DE TERRIT :	0
NOMBRE/VISITES/GENS D'AFFAIRS (PRIVATE SECTOR)	DU CANADA :	126
	DE TERRIT :	22

NOMBRE/DEMANDES/PDME/OBSERVATIONS	:	16
-----------------------------------	---	----

NOMBRE/POSTES REMPLIS PAR LES AGENTS	- CANADIENS :	1
	- ENGAGES SUR PLACE :	7

19/05/95

Affaires Étrangères et du Commerce International

TSRPT02F

## SUIVI COMMERCIAL

RAPPORT/CHARGE DE TRAVAIL DES AGENTS  
TRIMESTRE 3 DE L'EXERCISE 1994

MISSION : CHICAGO

	NOMBRE	%TEMPS-OFFIC. CDIENS	ENG/SP	TEMPS-TOTAL PERS-TRIM
A.DEMANDES/SERV/EXPORT/COMM				
DU CANADA	: 756	1.50	19.16	1.18
DES TERRITOIRES	: 847	3.50	18.66	1.19
B.VISITES A DES CLIENTS DS TERRITOIRE	: 123	15.00	7.33	0.74
C.POLITIQUE COMMERCIALE/EXPORTATIONS				
FOIRES	: 18	0.00	9.00	0.54
PROJETS ET ACTIVITES				
MISSIONS	: 1	0.50	4.33	0.27
CONF SEMINAIRES	: 30	3.50	4.66	0.35
AUTRES	: 25	5.50	1.33	0.19
D.RAPPORTS SUR LE COMMERCIAUX/				
L'ECON/LES FINANANCES				
DEM PAR L'AC	: 5	0.00	0.33	0.02
INIT DE LA MISS	: 10	0.50	1.83	0.12
E.ACTIVITES EN MATIERE DE COMMUNICATIONS	: 51	6.50	5.83	0.48
F.INVESTISSEMENT				
DU CANADA	: 30	2.00	2.50	0.19
DEMANDES DE RENSEIGNEMENTS				
DES TERRITOIRE	: 9	2.00	3.00	0.22
G.PROG. D'APPORT TECHNOLOGIQUES				
DEMANDES SERVICE				
CANADA	: 5	0.00	0.50	0.03
CONTACTS ETABLIS	: 0	0.00	0.00	0.00
H.PARTIC. A DES ACTIV. A L'EXTER. DE LA MISS	: 0	0.00	1.33	0.08
I.DEMANDES DE SERVICES PROVENANT				
D'AUTRES SOURCES				
ONG	: 10	0.00	1.00	0.06
GOUV'T HOTE	: 3	1.00	0.16	0.03
AUTRES MIN.	: 16	0.00	3.66	0.22
PROV./MUN.	: 69	5.50	5.00	0.41
J.ADMINISTRATION: GESTION DU PROGR. & ADMIN.	: 38.00	4.83	1.05	
CONGES, DEVELOPPEMENT PROF	: 5.50	4.33	0.37	
K.SERVICES A D'AUTRE PROGRAMMES DE LA MISSION	: 6.50	1.16	0.20	
L.TOURISM PROGRAM ACTIVITIES	: 3.00	0.00	0.06	
***** TOTAUX *****		100.00	99.93	8.00

NOMBRE/VISITES/GENS D'AFFAIRS (PUBLIC SECTOR) DU CANADA : 9  
DE TERRIT : 5  
NOMBRE/VISITES/GENS D'AFFAIRS (PRIVATE SECTOR) DU CANADA : 287  
DE TERRIT : 104  
NOMBRE/DEMANDES/PDME/OBSERVATIONS : 32

NOMBRE/POSTES REMPLIS PAR LES AGENTS - CANADIENS : 2  
- ENGAGES SUR PLACE: 6



19/05/95

Affaires Étrangères et du Commerce International

TSRPT02F

## SUIVI COMMERCIAL

RAPPORT/CHARGE DE TRAVAIL DES AGENTS  
TRIMESTRE 3 DE L'EXERCISE 1994

MISSION : DETROIT

	NOMBRE	%TEMPS-OFFIC.		TEMPS-TOTAL
		CDIENS	ENG/SP	PERS-TRIM
A. DEMANDES/SERV/EXPORT/COMM				
DU CANADA :	974	11.60	30.00	2.08
DES TERRITOIRES :	743	9.20	16.40	1.28
B. VISITES A DES CLIENTS DS TERRITOIRE :	98	12.00	7.20	0.96
C. POLITIQUE COMMERCIALE/EXPORTATIONS				
FOIRES :	8	1.60	9.80	0.57
PROJETS ET ACTIVITES				
MISSIONS :	5	1.60	7.20	0.44
CONF SEMINAIRES :	7	2.80	3.60	0.32
AUTRES :	5	5.00	0.60	0.28
D. RAPPORTS SUR LE COMMERCIAUX/ L'ECON/LES FINANANCES				
DEM PAR L'AC :	1	2.20	0.00	0.11
INIT DE LA MISS :	7	2.40	0.40	0.14
E. ACTIVITES EN MATIERE DE COMMUNICATIONS :	0	1.00	0.00	0.05
F. INVESTISSEMENT				
DU CANADA :	26	0.80	2.60	0.17
DEMANDES DE RENSEIGNEMENTS				
DES TERRITOIRE :	37	1.60	3.20	0.24
G. PROG. D'APPORT TECHNOLOGIQUES				
CANADA :	18	2.40	0.00	0.12
DEMANDES SERVICE				
CONTACTS ETABLIS :	33	3.00	0.00	0.15
H. PARTIC. A DES ACTIV. A L'EXTER. DE LA MISS :		2.80	0.00	0.14
I. DEMANDES DE SERVICES PROVENANT				
D'AUTRES SOURCES				
ONG :	8	0.00	2.60	0.13
GOUV'T HOTE :	37	1.00	2.40	0.17
AUTRES MIN. :	20	1.20	0.80	0.10
PROV./MUN. :	17	1.80	0.80	0.13
J. ADMINISTRATION: GESTION DU PROGR. & ADMIN. :		28.40	11.60	2.00
CONGES, DEVELOPPEMENT PROF :		3.80	0.80	0.23
K. SERVICES A D'AUTRE PROGRAMMES DE LA MISSION :		1.80	0.00	0.09
L. TOURISM PROGRAM ACTIVITIES :		2.00	0.00	0.10
***** TOTAUX *****		100.00	100.00	10.00

NOMBRE/VISITES/GENS D'AFFAIRS (PUBLIC SECTOR)	DU CANADA :	23
	DE TERRIT :	22
NOMBRE/VISITES/GENS D'AFFAIRS (PRIVATE SECTOR)	DU CANADA :	49
	DE TERRIT :	35

NOMBRE/DEMANDES/PDME/OBSERVATIONS	:	9
-----------------------------------	---	---

NOMBRE/POSTES REMPLIS PAR LES AGENTS	- CANADIENS :	5
	- ENGAGES SUR PLACE :	5



19/05/95 Affaires Étrangères et du Commerce International

TSRPT02F

SUIVI COMMERCIAL

RAPPORT/CHARGE DE TRAVAIL DES AGENTS  
TRIMESTRE 3 DE L'EXERCISE 1994

MISSION : LOS ANGELES

	NOMBRE	%TEMPS-OFFIC.		TEMPS-TOTAL
		CDIENS	ENG/SP	PERS-TRIM
A.DEMANDES/SERV/EXPORT/COMM				
DU CANADA :	952	13.33	18.88	2.50
DES TERRITOIRES :	1020	13.33	13.88	2.05
B.VISITES A DES CLIENTS DS TERRITOIRE :	430	10.00	10.00	1.50
C.POLITIQUE COMMERCIALE/EXPORTATIONS				
FOIRES :	5	5.00	7.77	1.00
PROJETS ET ACTIVITES				
MISSIONS :	1	0.00	2.22	0.20
CONF SEMINAIRES :	6	5.00	7.77	1.00
AUTRES :	2	0.00	2.22	0.20
D.RAPPORTS SUR LE COMMERCIAUX/				
DEM PAR L'AC :	6	1.66	2.22	0.30
L'ECON/LES FINANANCES				
INIT DE LA MISS :	28	3.33	3.33	0.50
E.ACTIVITES EN MATIERE DE COMMUNICATIONS :	13	3.33	0.55	0.25
F.INVESTISSEMENT				
DU CANADA :	18	1.66	1.11	0.20
DEMANDES DE RENSEIGNEMENTS				
DES TERRITOIRE :	43	4.16	2.22	0.45
G.PROG. D'APPORT TECHNOLOGIQUES				
CANADA :	3	0.00	1.11	0.10
DEMANDES SERVICE				
CONTACTS ETABLIS :	1	0.00	1.11	0.10
H.PARTIC. A DES ACTIV. A L'EXTER. DE LA MISS :		2.50	4.44	0.55
I.DEMANDES DE SERVICES PROVENANT				
D'AUTRES SOURCES				
ONG :	5	1.66	1.11	0.20
GOUV'T HOTE :	3	0.83	0.55	0.10
AUTRES MIN. :	7	0.83	1.11	0.15
PROV./MUN. :	26	1.66	3.33	0.40
J.ADMINISTRATION: GESTION DU PROGR. & ADMIN. :		20.00	0.55	1.25
CONGES, DEVELOPPEMENT PROF :		5.00	14.44	1.60
K.SERVICES A D'AUTRE PROGRAMMES DE LA MISSION :		6.66	0.00	0.40
L.TOURISM PROGRAM ACTIVITIES :		0.00	0.00	0.00
***** TOTAUX *****		99.94	99.92	15.00

NOMBRE/VISITES/GENS D'AFFAIRS (PUBLIC SECTOR) DU CANADA : 43  
DE TERRIT : 16  
NOMBRE/VISITES/GENS D'AFFAIRS (PRIVATE SECTOR) DU CANADA : 346  
DE TERRIT : 178

NOMBRE/DEMANDES/PDME/OBSERVATIONS : 52

NOMBRE/POSTES REMPLIS PAR LES AGENTS - CANADIENS : 6  
- ENGAGES SUR PLACE : 9

19/05/95

Affaires Étrangères et du Commerce International

TSRPT02F

## SUIVI COMMERCIAL

RAPPORT/CHARGE DE TRAVAIL DES AGENTS  
TRIMESTRE 3 DE L'EXERCISE 1994

MISSION : MINNEAPOLIS

	NOMBRE	%TEMPS-OFFIC. CDIENS	ENG/SP	TEMPS-TOTAL PERS-TRIM
A.DEMANDES/SERV/EXPORT/COMM				
DU CANADA :	543	14.00	17.75	0.99
DES TERRITOIRES :	295	3.50	19.00	0.83
B.VISITES A DES CLIENTS DS TERRITOIRE :	146	2.00	9.50	0.42
C.POLITIQUE COMMERCIALE/EXPORTATIONS				
PROJETS ET ACTIVITES				
FOIRES :	5	3.00	3.25	0.19
MISSIONS :	3	0.00	6.50	0.26
CONF SEMINAIRES :	10	6.50	2.50	0.23
AUTRES :	5	3.50	0.25	0.08
D.RAPPORTS SUR LE COMMERCIAUX/ L'ECON/LES FINANANCES				
DEM PAR L'AC :	11	1.00	2.25	0.11
INIT DE LA MISS :	14	1.00	3.25	0.15
E.ACTIVITES EN MATIERE DE COMMUNICATIONS :	20	8.00	1.25	0.21
F.INVESTISSEMENT				
DEMANDES DE RENSEIGNEMENTS				
DU CANADA :	4	0.50	1.75	0.08
DES TERRITOIRE :	11	0.00	5.00	0.20
G.PROG. D'APPORT TECHNOLOGIQUES				
DEMANDES SERVICE				
CANADA :	2	0.00	0.25	0.01
CONTACTS ETABLIS :	0	0.00	0.00	0.00
H.PARTIC. A DES ACTIV. A L'EXTER. DE LA MISS :		5.00	7.50	0.40
I.DEMANDES DE SERVICES PROVENANT D'AUTRES SOURCES				
ONG :	2	0.00	0.25	0.01
GOUV'T HOTE :	11	1.00	1.25	0.07
AUTRES MIN. :	7	0.50	1.25	0.06
PROV./MUN. :	31	2.00	4.50	0.22
J.ADMINISTRATION: GESTION DU PROGR. & ADMIN.		32.50	3.25	0.78
CONGES, DEVELOPPEMENT PROF :		5.00	7.00	0.38
K.SERVICES A D'AUTRE PROGRAMMES DE LA MISSION :		11.00	2.00	0.30
L.TOURISM PROGRAM ACTIVITIES :		0.00	0.50	0.02
***** TOTAUX *****		100.00	100.00	6.00

NOMBRE/VISITES/GENS D'AFFAIRS (PUBLIC SECTOR)	DU CANADA :	7
	DE TERRIT :	17
NOMBRE/VISITES/GENS D'AFFAIRS (PRIVATE SECTOR)	DU CANADA :	12
	DE TERRIT :	152

NOMBRE/DEMANDES/PDME/OBSERVATIONS	:	16
-----------------------------------	---	----

NOMBRE/POSTES REMPLIS PAR LES AGENTS	- CANADIENS :	2
	- ENGAGES SUR PLACE :	4



19/05/95

Affaires Étrangères et du Commerce International

TSRPT02F

## SUIVI COMMERCIAL

RAPPORT/CHARGE DE TRAVAIL DES AGENTS  
TRIMESTRE 3 DE L'EXERCISE 1994

MISSION : SEATTLE

	NOMBRE	%TEMPS- CDIENS	OFFIC. ENG/SP	TEMPS-TOTAL PERS-TRIM
A.DEMANDES/SERV/EXPORT/COMM				
DU CANADA :	717	15.00	19.62	1.87
DES TERRITOIRES :	414	13.50	6.25	0.77
B.VISITES A DES CLIENTS DS TERRITOIRE :	93	14.00	3.25	0.54
C.POLITIQUE COMMERCIALE/EXPORTATIONS				
FOIRES :	10	2.00	2.12	0.21
PROJETS ET ACTIVITES				
MISSIONS :	5	0.50	6.62	0.54
CONF SEMINAIRES :	10	7.50	1.62	0.28
AUTRES :	4	2.50	0.25	0.07
D.RAPPORTS SUR LE COMMERCIAUX/				
DEM PAR L'AC :	1	1.00	0.12	0.03
L'ECON/LES FINANANCES				
INIT DE LA MISS :	14	5.00	1.12	0.19
E.ACTIVITES EN MATIERE DE COMMUNICATIONS :	9	2.50	0.00	0.05
F.INVESTISSEMENT				
DU CANADA :	10	0.50	0.12	0.02
DEMANDES DE RENSEIGNEMENTS				
DES TERRITOIRE :	15	0.50	0.37	0.04
G.PROG. D'APPORT TECHNOLOGIQUES				
CANADA :	3	2.50	0.12	0.06
DEMANDES SERVICE				
CONTACTS ETABLIS :	0	0.00	0.00	0.00
H.PARTIC. A DES ACTIV. A L'EXTER. DE LA MISS :		0.00	3.12	0.25
I.DEMANDES DE SERVICES PROVENANT				
ONG :	8	3.50	0.00	0.07
D'AUTRES SOURCES				
GOUV'T HOTE :	13	2.50	0.12	0.06
AUTRES MIN. :	7	1.00	0.12	0.03
PROV./MUN. :	17	4.00	0.12	0.09
J.ADMINISTRATION: GESTION DU PROGR. & ADMIN. :		16.00	0.87	0.39
CONGES, DEVELOPPEMENT PROF :		6.00	4.00	0.44
K.SERVICES A D'AUTRE PROGRAMMES DE LA MISSION :		0.00	0.00	0.00
L.TOURISM PROGRAM ACTIVITIES :		0.00	50.00	4.00
***** TOTAUX *****		100.00	99.93	10.00

NOMBRE/VISITES/GENS D'AFFAIRS (PUBLIC SECTOR)	DU CANADA :	36
	DE TERRIT :	30
NOMBRE/VISITES/GENS D'AFFAIRS (PRIVATE SECTOR)	DU CANADA :	485
	DE TERRIT :	134

NOMBRE/DEMANDES/PDME/OBSERVATIONS	:	6
-----------------------------------	---	---

NOMBRE/POSTES REMPLIS PAR LES AGENTS	- CANADIENS :	2
	- ENGAGES SUR PLACE :	8

19/05/95

Affaires Étrangères et du Commerce International

TSRPT02F

SUIVI COMMERCIAL

RAPPORT/CHARGE DE TRAVAIL DES AGENTS  
TRIMESTRE 3 DE L'EXERCISE 1994

MISSION : WASHINGTON

	NOMBRE	%TEMPS - OFFIC. CDIENS	ENG/SP	TEMPS - TOTAL PERS - TRIM
A. DEMANDES/SERV/EXPORT/COMM				
DU CANADA	: 1377	22.40	20.14	2.53
DES TERRITOIRES	: 554	14.20	10.57	1.45
B. VISITES A DES CLIENTS DS TERRITOIRE	: 107	4.20	1.85	0.34
C. POLITIQUE COMMERCIALE/EXPORTATIONS				
FOIRES	: 13	5.80	1.85	0.42
PROJETS ET ACTIVITES				
MISSIONS	: 11	4.80	5.71	0.64
CONF SEMINAIRES	: 17	3.20	1.42	0.26
AUTRES	: 23	1.20	0.28	0.08
D. RAPPORTS SUR LE COMMERCIAUX/ L'ECON/LES FINANANCES				
DEM PAR L'AC	: 3	0.20	0.28	0.03
INIT DE LA MISS	: 24	3.40	6.28	0.61
E. ACTIVITES EN MATIERE DE COMMUNICATIONS	: 55	3.00	0.71	0.20
F. INVESTISSEMENT				
DU CANADA	: 15	1.00	0.00	0.05
DEMANDES DE RENSEIGNEMENTS DES TERRITOIRE	: 18	1.60	0.00	0.08
G. PROG. D'APPORT TECHNOLOGIQUES				
CANADA	: 15	0.20	0.00	0.01
DEMANDES SERVICE CONTACTS ETABLIS	: 8	0.20	0.00	0.01
H. PARTIC. A DES ACTIV. A L'EXTER. DE LA MISS	: 55	1.40	3.00	0.28
I. DEMANDES DE SERVICES PROVENANT D'AUTRES SOURCES				
ONG	: 13	1.00	0.00	0.05
GOUV'T HOTE	: 26	1.20	0.57	0.10
AUTRES MIN.	: 40	1.60	0.42	0.11
PROV./MUN.	: 29	2.20	0.14	0.12
J. ADMINISTRATION: GESTION DU PROGR. & ADMIN.	: 15.80	1.42		0.89
CONGES, DEVELOPPEMENT PROF	: 8.20	2.42		0.58
K. SERVICES A D'AUTRE PROGRAMMES DE LA MISSION	: 3.20	0.00		0.16
L. TOURISM PROGRAM ACTIVITIES	: 0.00	42.85		3.00
***** TOTAUX *****		100.00	99.91	12.00

NOMBRE/VISITES/GENS D'AFFAIRS (PUBLIC SECTOR)	DU CANADA	: 46
	DE TERRIT	: 326
NOMBRE/VISITES/GENS D'AFFAIRS (PRIVATE SECTOR)	DU CANADA	: 202
	DE TERRIT	: 138

NOMBRE/DEMANDES/PDME/OBSERVATIONS	: 14
-----------------------------------	------

NOMBRE/POSTES REMPLIS PAR LES AGENTS	- CANADIENS	: 5
	- ENGAGES SUR PLACE:	7

