

Technical and Bibliographic Notes / Notes techniques et bibliographiques

The Institute has attempted to obtain the best original copy available for filming. Features of this copy which may be bibliographically unique, which may alter any of the images in the reproduction, or which may significantly change the usual method of filming, are checked below.

L'Institut a microfilmé le meilleur exemplaire qu'il lui a été possible de se procurer. Les détails de cet exemplaire qui sont peut-être uniques du point de vue bibliographique, qui peuvent modifier une image reproduite, ou qui peuvent exiger une modification dans la méthode normale de filmage sont indiqués ci-dessous.

Coloured covers/
Couverture de couleur

Covers damaged/
Couverture endommagée

Covers restored and/or laminated/
Couverture restaurée et/ou pelliculée

Cover title missing/
Le titre de couverture manque

Coloured maps/
Cartes géographiques en couleur

Coloured ink (i.e. other than blue or black)/
Encre de couleur (i.e. autre que bleue ou noire)

Coloured plates and/or illustrations/
Planches et/ou illustrations en couleur

Bound with other material/
Relié avec d'autres documents

Tight binding may cause shadows or distortion along interior margin/
La reliure serrée peut causer de l'ombre ou de la distorsion le long de la marge intérieure

Blank leaves added during restoration may appear within the text. Whenever possible, these have been omitted from filming/
Il se peut que certaines pages blanches ajoutées lors d'une restauration apparaissent dans le texte, mais, lorsque cela était possible, ces pages n'ont pas été filmées.

Additional comments: /
Commentaires supplémentaires:

Coloured pages/
Pages de couleur

Pages damaged/
Pages endommagées

Pages restored and/or laminated/
Pages restaurées et/ou pelliculées

Pages discoloured, stained or foxed/
Pages décolorées, tachetées ou piquées

Pages detached/
Pages détachées

Showthrough/
Transparence

Quality of print varies/
Qualité inégale de l'impression

Continuous pagination/
Pagination continue

Includes index(es)/
Comprend un (des) index

Title on header taken from: /
Le titre de l'en-tête provient:

Title page of issue/
Page de titre de la livraison

Caption of issue/
Titre de départ de la livraison

Masthead/
Générique (périodiques) de la livraison

This item is filmed at the reduction ratio checked below/
Ce document est filmé au taux de réduction indiqué ci-dessous.

10X	14X	18X	22X	26X	30X
<input type="checkbox"/>	<input type="checkbox"/>	<input type="checkbox"/>	<input type="checkbox"/>	<input checked="" type="checkbox"/>	<input type="checkbox"/>
12X	16X	20X	24X	28X	32X

The Glass of Fashion Up to Date.

Canadian Edition

Identical with that issued by THE
BUTTERICK PUBLISHING CO. (LTD.),
7 to 17 West 13th St., New York.

Printed and
Published in
Toronto by

The Delineator
Publishing Co.
of Toronto
(Limited),

33 Richmond St. West,
TORONTO, ONT.



VOL. XXXV. No. 7.

Yearly, - - 50 Cents

(Entered according to Act of the Parliament of Canada, in the year 1897,
by THE DELINEATOR PUBLISHING CO. of Toronto (LTD.),
at the Department of Agriculture.)

ALL RIGHTS RESERVED.

JULY, 1897.

Single Copies, 5 Cents.

 If you like the "Glass of Fashion Up to Date," read the following regarding "THE DELINEATOR." Those who are pleased with this magazine will be doubly pleased with "The Delineator."

THE DELINEATOR.

THE WOMAN'S FAVORITE MAGAZINE.

The Canadian Edition of which is identical with that published by THE BUTTERICK PUBLISHING Co., LTD.,
7-17 West 13th Street, New York.

THE DELINEATOR is Issued Monthly, and covers the Field of Fashion, Women's Work and Recreation. Each Issue contains over One Hundred and Twenty-five Pages of Interesting Reading on the Fashions, Fancy Work (including special contributions on Lace-Making, Knitting, Crocheting, Tatting, etc.), Household Management, The Toilet, The Garden, etc., etc., and has in addition each month Articles by distinguished Writers on the Topics of the Time, Women's and Children's Education, Women's Handicrafts and Occupations, Suggestions for Seasonable Entertainments and a Variety of Other Matter Instructive and Helpful to all women. The DELINEATOR is the Cheapest and Best Woman's Magazine published.

Price of Single Copies, 15c. Each.
Subscription Price, \$1.00 a Year.

DELINEATORS sent on Subscription or by Single Copy to any address in the United States, Canada, Newfoundland or Mexico, are postpaid by the Publishers. When the Magazine is ordered sent on Subscription to any other country, Sixty Cents for Extra Postage must be remitted with the Subscription Price. Persons subscribing are requested to specify particularly the Number with which they wish the Subscription to commence. Subscriptions will not be received for a shorter term than One Year, and are always payable in advance.

Note This Offer. To Any Person residing in the United States, Canada, Newfoundland or Mexico, sending us \$1.00 for a Subscription to THE DELINEATOR, with 20 cents additional, we will also forward a Copy of the METROPOLITAN CATALOGUE of the current edition, until the same shall be exhausted. THE METROPOLITAN CATALOGUE will also be furnished to persons residing in other countries, providing the

20 cents is remitted us, in addition to the Subscription Price and the extra postage on the Subscription. The Catalogue is furnished on the condition stated only when ordered at the same time with the Subscription. If the Current Edition of THE METROPOLITAN CATALOGUE is exhausted at the time we receive the Subscription, we will send a copy of the succeeding number immediately upon its publication. See Advertisement of THE METROPOLITAN CATALOGUE elsewhere in this issue.

TO PARTIES DESIRING ADDRESSES CHANGED ON OUR SUBSCRIPTION BOOKS.

Subscribers to our Publications, when notifying us of a change of Address, are particularly requested to give their full former Address, together with the new Address, and state the name of the Publication, and the Month and Year in which the subscription to it began. Thus:

"THE DELINEATOR PUBLISHING Co. OF TORONTO (LTD.):
"Mrs. John Martin, formerly of Whitby, Ont., whose subscription to THE DELINEATOR began with December, 1895, desires her address changed to Brandon, Man."

TO PARTIES COMPLAINING OF NON-RECEIPT OF MAGAZINES.

To avoid delay and long correspondence, a subscriber to any of our Publications not receiving publications regularly, should name in the letter of complaint the Month with which the subscription commenced. A convenient form for such a complaint is as follows:

"THE DELINEATOR PUBLISHING Co. OF TORONTO (LTD.):
"Mrs. John Martin has not received the August number of THE DELINEATOR, for which she subscribed, commencing with the number for December, 1895. She knows of no reason of its non-receipt."

TO SECURE SPECIFIC NUMBERS OF THE DELINEATOR.

To secure the filling of orders for THE DELINEATOR of any specific Edition, we should receive them by or before the tenth of the month preceding the date of issue. For instance: Parties wishing THE DELINEATOR for May will be certain to secure copies of that Edition by sending in their orders by the 10th of April.

TO PARTIES ORDERING PATTERNS OR PUBLICATIONS BY MAIL.

In sending money through the mail, to us or to agents for the sale of our goods, we advise the use of a Post-office Order, an Express Money Order, a Bank Check or Draft, or a Registered Letter.

Should a Post-office Order sent to us go astray in the mails, we can readily obtain a duplicate here and have it cashed. An Express Money Order is equally safe and often less expensive. Bank Drafts or checks, being valuable only to those in whose favor they are drawn, are reasonably certain of delivery.

A Registered Letter, being regularly numbered, can be easily traced to its point of detention, should it not reach us in ordinary course. To facilitate tracing a delayed Registered Letter, the complaining correspondent should obtain its number from the local postmaster and send it to us.

THE DELINEATOR PUBLISHING CO. OF TORONTO, LTD.

33 Richmond Street West, - - - Toronto, Ont.

Figure:



THE GLASS OF FASHION.

Figures G F 24 and 25.

SUMMER AFTERNOON TOILETTES.

(For Description see Page 5.)



THE GLASS OF FASHION.

Figure GF 23.

SUMMER OUTING COSTUME.

(For Description see Page 5.)

The GLASS OF FASHION UP TO DATE.

VOL. XXXVI.—No. 1.

JULY, 1897.

YEARLY, 50 CENTS.
SINGLE COPIES, 5 CENTS.

FIGURES GF24 AND GF25.—SUMMER AFTERNOON TOILETTES.

(Shown on Page 1.)

FIGURE GF24.—This illustrates a Ladies' jacket and skirt. The jacket pattern, which is No. 9181 and costs 25 cents, is in 7 sizes for ladies from 30 to 42 inches, bust measure, and may be seen in three views on page 7. The skirt pattern, which is No. 9080 and costs 30 cents, is in 9 sizes for ladies from 20 to 36 inches, waist measure.

The jacket which forms part of this toilette is popular Eton style known as the mess jacket and is here pictured made of dark-red cloth, with a vest of white piqué and an elaborate decoration of black braid; the skirt is of gray canvas ornamented with velvet ribbon. The jacket is close-fitting and its fronts meet at the throat and open with a gradual flare over the pointed vest, which is fitted by bust darts and closed at the center with hooks and loops, the buttons being ornamental. The shapely two-seam sleeves are box-plaited at the top and the collar is in correct military style.

The five-gored skirt may be side-plaited or gathered at the top.

The Eton jacket with military air is one of the smartest styles of the season and is immensely effective in soft-finished cloth elaborately braided; a row of officers' gilt buttons may be used to close the vest and give it a showy air. The skirt may match or contrast with the jacket in material and decoration.

The straw hat is trimmed with flowers, ribbon and lace.

FIGURE GF25.—This consists of a Ladies' shirt-waist and skirt. The shirt-waist pattern, which is No. 9179 and costs 25 cents, is in 9 sizes for ladies from 30 to 46 inches, bust measure, and may be seen again on page 14. The skirt pattern, which is No. 9035 and costs 30 cents, is in 9 sizes for ladies from 20 to 36 inches, waist measure.

Artistic taste is apparent in the choice of summery materials for this toilette, which comprises a skirt of

white lawn adorned with lawn ruffles and a shirt-waist of figured pink silk having a removable white linen collar, a silk tie and a leather belt. Becoming fullness in the front of the waist is drawn in gathers at each side of the closing, which is made with pretty studs through a box-plait, and a bias, pointed yoke-facing is applied on the back. The sleeves are completed with straight cuffs that close with link buttons.

The nine-gored skirt may be made with a

slight sweep at the back or in round length; it flares moderately and falls in flute folds at the sides and back.

The familiar fashion of waist and skirt of different stuffs is well illustrated in this mode,

sailor blouse and skirt. The blouse pattern, which is No. 9204 and costs 25 cts., is in 6 sizes for ladies from 30 to 40 inches, bust measure, and is differently depicted on page 17. The skirt pattern, which is No. 9034 and costs 30 cents, is in 9 sizes for ladies from 20 to 36 inches, waist measure.

This chic toilette for yachting, tennis and general outing wear is here pictured made of white and blue flannel, with gold braid for decoration. The blouse is made to slip on over the head and is shaped by shoulder and under-arm seams; its lower edge is drawn in about the waist by an elastic passed through the hem, and the blouse droops in regular sailor-blouse style. A shield is adjusted in the V neck and is completed with a high standing collar. The large sailor-collar is an attractive adjunct and has long tapering ends. The bishop sleeves are finished with straight, round cuffs.

The six-gored skirt has a straight back-breadth and breaks into stylish ripples below the hips and falls in deep rolling folds at the back.

There is no probability of blouses going out of fashion. They are comfortable, stylish and altogether satisfactory for yachting and outdoor sports, as they permit the free use of the arms. They are worn with a gored or full skirt. Flannel, serge and soft cashmere weaves in a wide range of colors are most frequently selected for a toilette of this kind.

The stylish hat is prettily decorated with ribbon.

FIGURE No. 92 B.—LADIES' CAPE-WRAP.

(Shown on this Page.)

FIGURE No. 92 B.—This illustrates a Ladies' cape-wrap. The pattern, which is No. 9222 and costs 25 cts., is in 9 sizes for ladies from 30 to 46 inches, bust measure, and is again shown on page 6.

The delightful effect of this cape is due to the decoration of black chiffon and taffeta ribbon which is disposed upon lustrous black satin. The cape has a back and fronts that narrow toward the waist and fall in two tabs below, and circular sides that hang in large ripples. A double jabot of

chiffon on the front conceals the closing and a very full ruff is arranged about the standing collar. The sides are covered with ruffles of chiffon.

The mode is suitable for both youthful and mature women, wraps for the latter being made of heavy silk and trimmed with jetted bands in preference to the light silks with lace and ribbon decorations which are chosen by younger women.

The straw hat bears a tasteful decoration of wings and malines.



FIGURE No. 92 B.—This illustrates LADIES' CAPE-WRAP.—The pattern is No. 9222, price 25 cents.

which has a cool, delightful coloring that may be carried out in other fabrics. A long list of transparent fabrics will be found available for the toilette.

The straw hat is trimmed with ribbon and flowers.

FIGURE GF26.—SUMMER OUTING TOILETTE.

(Shown on Page 3.)

FIGURE GF26.—This consists of a Ladies'

FIGURE NO. 98 B.—LADIES' TOILETTE.
FIGURE NO. 98 B.—This illustrates the shirt-waist and jacket of a Ladies' toilette. The jacket

fulness in front drawn well to the center and shows a cluster of four downward-turning tucks in the lower part of the square yoke at the front and back. The closing is made with studs through a box-plait. The removable white linen collar, silk tie and leather belt with buckle are stylish adjuncts.

The Eton jacket extends to the waist, and the fronts are fitted by a single bust dart. Under-arm and side-back gores and a curving center seam complete the close adjustment. The fronts are reversed in small lapels by a rolling coat collar, with which they form wide notches; and the two-seam sleeves are box-plaited at the top.

The hat is of fancy straw and is profusely decorated with flowers and ribbon.



FIGURE NO. 98 B.—This illustrates' LADIES' TOILETTE.—The patterns are Ladies' Eton Jacket No. 9189, price 25 cents; and Shirt-Waist No. 9014, price 25 cents.

pattern, which is No. 9189 and costs 25 cts., is in 9 sizes for ladies from 30 to 46 inches, bust measure, and may be seen again on page 8. The shirt-waist pattern, which is No. 9014 and costs 25 cents, is in 9 sizes for ladies from 30 to 46 inches, bust measure.

The Eton jacket is here shown made of brown

LADIES' EMPIRE CAPE.
(TO BE MADE WITH STANDING OR TAB-COLLAR.)

No. 9197.—This cape is made of broadcloth and lined with silk. It is fashioned in circular shape with a center


cape renders it smooth at the top and causes it to spread below in deep flutes. The neck may be finished with a standing collar and a full ribbon ruche, or with a tab collar that flares in Medici fashion.

Pattern No. 9197 is in 9 sizes for ladies from 30 to 46 inches, bust measure. For a lady of medium size, the cape needs $3\frac{1}{4}$ yards of material 22 inches wide, or $2\frac{1}{4}$ yards 30 inches wide, or $2\frac{1}{8}$ yards 36 ins. wide, or $1\frac{3}{4}$ yard 54 ins. wide. Price, 25 cents.


LADIES' CAPE-WRAP.

No. 9222.—This cape-wrap is shown again at figure No. 92 B on page 5.

The cape-wrap is here portrayed made of tafeta silk. It is shaped by shoulder seams, and a center seam which terminates at the waist, below which the backs fall in two square tabs over a plaiting of chiffon. The fronts taper toward the waist-




9197



9197

Front View.



9197


Back View.

LADIES' EMPIRE CAPE. (TO BE MADE WITH STANDING OR TAB-COLLAR.)



9222

Front View.



9222

Back View.

LADIES' CAPE-WRAP.

cloth decorated with black braid and is worn open over a shirt-waist of pink organdy, although it may be closed. The shirt-waist has becoming

seam. A rolling box-plait is formed at each side of the center seam and at each side of the closing, which is made at the front. The shaping of the

inches, bust measure. To make the cape-wrap for a lady of medium size, calls for $2\frac{5}{8}$ yards of goods 22 inches wide. Price of pattern, 25 cents.

line and the circular sides fall in deep flutes and are decorated at their lower edges with a ribbon ruching above two knife-plaitings of chiffon. A belt is tacked underneath at the waist-line to the front and back. Two rows of chiffon plaiting cover the high standing collar, one row being carried down the fronts over the closing. The arrangement of ribbon in the decoration is effective.

Pattern No. 9222 is in 9 sizes for ladies from 30 to 46

LADIES' DOUBLE CAPE.

No. 9200.—This cape is decidedly Frenchy in style and is represented with the under cape of


each side between forward and backward turning plaits that roll in a most attractive way at the lower edge. Each cape has a seam at the center of the back and the ends of both meet all the way down in front. A self-headed frill of net over a plaiting of ribbon decorates the upper cape, and the standing collar is covered by a deep ruche of the net over ribbon, to which a fancy ribbon bow is tacked at the front and back.

Charming effects can be realized in this cape, color and fabric unions being most attractive. In the way of decorations ruchings and frills of chiffon or lace

broad box-plaits between two upturning plaits collect the fulness in the two-seam sleeves.

Cloth, serge, cheviot and whipcord are all available for a jacket of this kind, and the braiding design here illustrated, which is very appropriate, can be easily followed if a decorative effect is desired, or a simple finish of machine-stitching may be adopted.

A notably handsome jacket was copied after this style in gray-blue cloth, and the decoration was arranged as illustrated in this instance with



9200

Front View.



9200

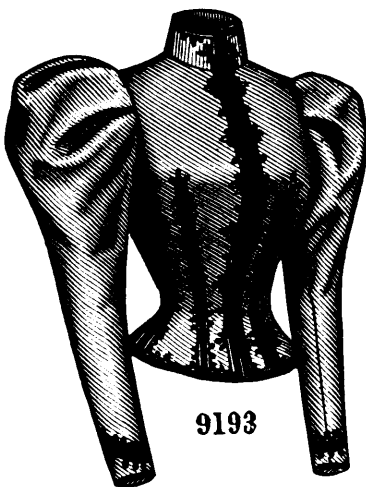
Back View.

LADIES' DOUBLE CAPE.

black satin trimmed with écreu applique lace, and the upper cape of black lace net over geranium-red silk. The circular under cape shows a plain

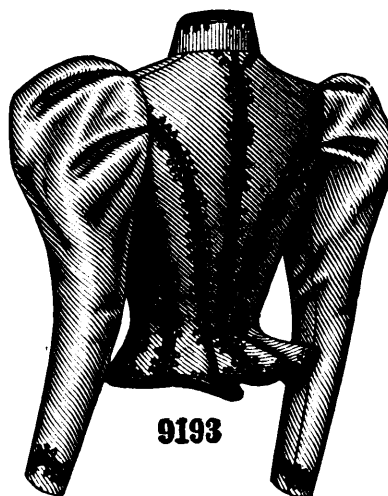
requires 2 yards of black satin 20 inches wide, with 2 yards of black net 27 inches wide, and 2½ yards of geranium-red silk 20 inches wide.

Price of pattern, 25 cents.



9193

Front View.



9193

Back View.

LADIES' MILITARY JACKET.

LADIES' ETON JACKET. (TO BE MADE WITH POINTED OR ROUNDING LOWER FRONT CORNERS AND WITH OR WITHOUT THE VEST FRONT.) KNOWN AS THE MESS JACKET.

net and a pretty arrangement of lace or fancy bands are advised.

Pattern No. 9200 is in 7 sizes for ladies from 30 to 42 inches, bust measure. To make the cape for a lady of medium size, requires 2 yards of black satin 20 inches wide, with 2 yards of black net 27 inches wide, and 2½ yards of geranium-red silk 20 inches wide.

Price of pattern, 25 cents.

black braid. Green or dark-blue braid would also have looked well on this jacket.

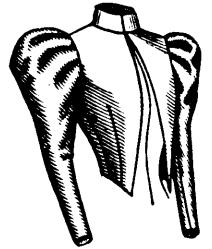
Pattern No. 9193 is in 9 sizes for ladies from 30 to 46 inches, bust measure. To make the jacket for a lady of medium size, requires 4 yards of material 22 inches wide. Price of pattern, 30 cents.

LADIES' ETON JACKET. (TO BE MADE WITH POINTED OR ROUNDING LOWER FRONT CORNERS AND WITH OR WITHOUT THE VEST FRONT.) KNOWN AS THE MESS JACKET.

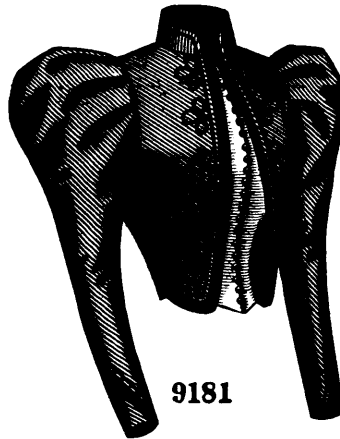
No. 9181.—This jacket is known as the mess jacket and is one of the most popular of the many Eton modes. Blue cheviot, with red cloth affording a gay contrast in the vest, was chosen for it, black braid in two widths and bone buttons supplying the military decoration. The vest, which is fitted by single bust darts and closed at the center of the front, is included in the under-arm and shoulder seams and pointed at the lower edge. Its use is optional. Single bust darts, under-arm gores and a center seam render the jacket close-fitting, and the lower outline is straight at the back while, the fronts may have round or pointed lower front corners, as illustrated, and the upper corners of the standing collar may be rounding or square to match. The jacket fronts meet at the throat and separate below with a decided flare, displaying the vest attractively. The shapely two-seam sleeves have stylish fulness box-plaited at the top and fit the arm smoothly from above the elbow to the wrist.

The jacket is specially pleasing and will be made of fine cloth, whipcord, serge, etc., with cloth of a contrasting color for the vest, which should be closed with very small buttons as in the present instance. Braid is the correct decoration; it may be used in the soutache variety alone or Hercules and soutache may be combined.

Pattern No. 9181 is in 7 sizes for ladies from 30 to 42 inches, bust measure. For a lady of medium size, the jacket, except the vest-front, requires 3½ yards of goods 22 inches wide, and the vest-front needs ½ yard 22 inches wide. Price of pattern, 25 cents.

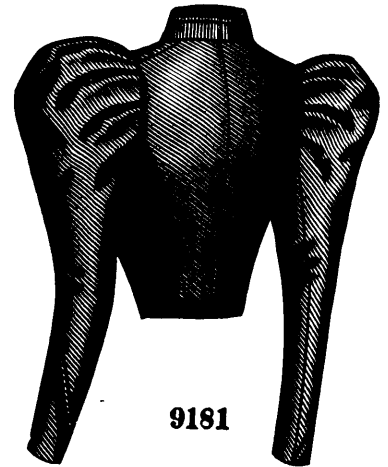


9181



9181

Front View.



9181


Back View.

lower outline and stands out in deep flutes at the sides; while the upper cape, which is also circular, is pointed at the front and back and at

skirt at the center of the back. The closing of the jacket and of the high collar is made at the center of the front with hooks and eyes. Two

LADIES' ETON JACKET, WITH SHAWL COLLAR.

No. 9223.—Cloth in one of the new green shades was used for this *chic* Eton jacket, with cream cloth for facing the collar. The jacket reaches just to the waist. The fronts are shaped to form a shawl collar that may roll to the bust or to the lower edge of the fronts, as preferred, the roll being soft so that the collar stands out in a stylish way. When the roll ends at the bust the fronts are closed at the end of the roll with a



9223

cheviot, etc., are the materials most often selected, and braid ornamentation applied in any fanciful fashion admired is frequently added. A contrasting color is often selected for facing the collar.

Pattern No. 9223 is in 9 sizes for ladies from 30 to 46 inches, bust measure. For a lady of medium size it needs 1 3/4 yard of blue with 3/4 yard of white serge 44 inches wide. Price of pattern, 25 cents.

LADIES' VEST, WITH CRUSH GIRDLE AT THE BACK. (TO BE MADE WITH A SHAWL, NOTCHED OR STANDING COLLAR OR WITHOUT A COLLAR.) FOR WEAR WITH ETON AND BOLERO JACKETS, ETC.

No. 1376.—Red fancy vesting is pictured in

For wear with Eton or blazer jackets a vest of this kind is particularly desirable. Cloth or washable vesting, piqué being prominent among the latter, will be satisfactory for the vest and the finish illustrated is most appropriate. Pearl buttons, either flat or of the ball species, are usually employed for the closing when piqué is used, and tiny gilt buttons set very close together look well on vests of cloth.

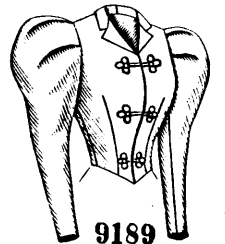
Pattern No. 1376 is in 9 sizes for ladies from 30 to 46 inches bust measure. For a lady of medium size the vest will need 1 5/8 yard of material 22 inches wide, or 1 3/8 yard 27 inches wide, or 1 yard 36 inches wide, or 7/8 yard 44 or more inches wide. Price of pattern, 20 cents.

LADIES' ETON JACKET.

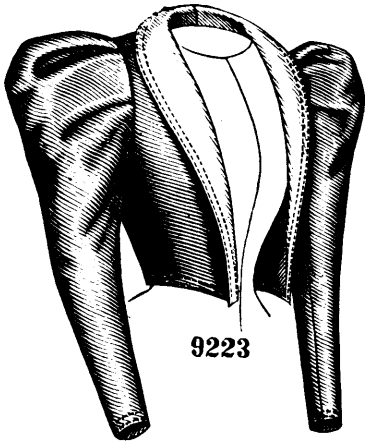
No. 9189.—By referring to figure No. 98 B on page 6 of this publication, this jacket may be seen differently made up.

The jaunty Eton jacket has lost none of its popularity. The one here shown has a smart military air that is very pleasing. It is here pictured made of blue cloth and decorated with frogs, machine-stitching and soutache braid arranged fancifully. The jacket extends quite to the waist and is pointed at the center of the front and back; and its close adjustment is accomplished with perfect accuracy by single bust darts, under-arm and side-back gores and a curving center seam. The fronts are reversed above the bust in small, pointed lapels that form wide notches with the rolling coat collar; they may be closed all the way down below the lapels or worn open, as illustrated. The fulness at the top of the two-seam sleeves is formed in two broad box-plaits between two upward-turning plaits, the effect being remarkably stylish.

Cloth of any admired color and of light weight will frequently be selected for this jacket, and so will novelty suiting, cheviot, serge, canvas weaves and velvet. Braid, braid ornaments, frogs and sometimes

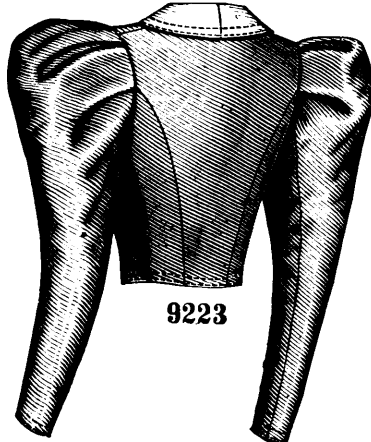


9189



9223

Front View.



9223

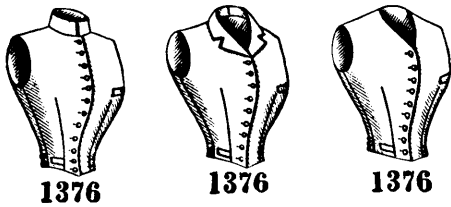
Back View.

LADIES' ETON JACKET, WITH SHAWL COLLAR.

hook and loop or a button and button-hole. The back is seamless at the center, and wide side-back gores render it close-fitting. Three broad box-plaits collect the fulness at the top of the two-seam sleeve. The jacket is simply finished with two rows of machine-stitching.

New and attractive designs for the Eton jacket

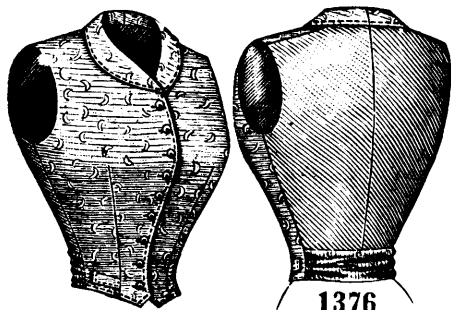
this stylish vest, which is finished in tailor style with stitching. The vest is an attractive manish style for wear with Eton or bolero jackets,



1376

1376

1376



1376

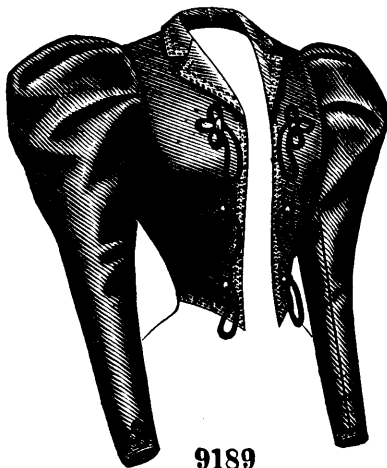
1376

Front View.

Back View.

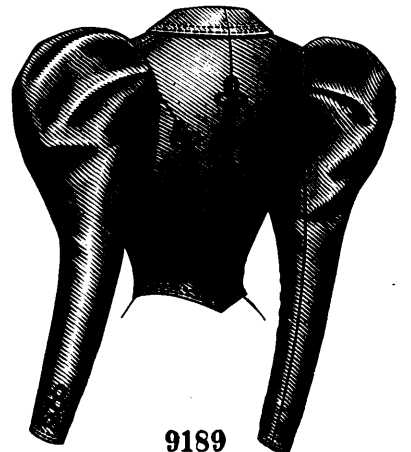
LADIES' VEST, WITH CRUSH GIRDLE AT THE BACK. (TO BE MADE WITH A SHAWL, NOTCHED OR STANDING COLLAR OR WITHOUT A COLLAR.) FOR WEAR WITH ETON AND BOLERO JACKETS, ETC.

are constantly appearing, the popularity of this jaunty mode not seeming to be in the least on the wane. Velvet and fine cloth, serge,



9189

Front View.



9189

Back View.

LADIES' ETON JACKET

etc. It may be made with a close neck finished with a standing collar, or with a slightly open neck finished without a collar or with a notched or shawl collar, as illustrated. The fronts are closely fitted by single bust darts, and at the lower end of the closing, which is made at the center with buttons and button-holes, it may be notched or pointed. Pocket-weits are stitched on the fronts, just above the lower edge. The back is made smooth-fitting by a center seam and is crossed at the bottom by the crush girdle which passes into the under-arm seams, and is attractively revealed by jackets that end a little above the line of the waist, as do many worn this season.

buttons will give the ornamental finish. Such a jacket may accompany a shirt-waist of dimity, lawn, grass linen, etc., but the skirt will usually be of the same fabric as the jacket.

A suit available for general wear in town, but more particularly intended for wear at Summer resorts, consisted of a five-gored skirt and a jacket made after this pattern, the material being white duck. A red organdy shirt-waist had a brightening effect on this toilette and several other waists and vests provided ample variety of effect.

Pattern No. 9189 is in 9 sizes for ladies from 30 to 46 inches, bust measure. To make the jacket for a lady of medium size requires 4 yards of goods 22 inches wide. Price of pattern, 25 cts.

FIGURE No. 96 B.—LADIES' CUIRASSIER COSTUME.

FIGURE No. 96 B.—This represents a Ladies' costume. The pattern, which is No 9194 and costs 40 cents, is in 12 sizes for ladies from 30 to

and is here pictured made of maroon cloth and decorated with braid frogs and cream Hercules and soutache braid. The well-fitted, double-breasted round basque is closed invisibly at the left side of the front and has coat-laps and coat-plaits at the back. It is here made without a center-front seam, but it may have one if desired. The standing collar closes at the left side and three tabs spread in epaulette fashion upon the top of the one-seam sleeves.

The stylish skirt comprises five gores and is dart-fitted at the front and sides and gathered at the back.

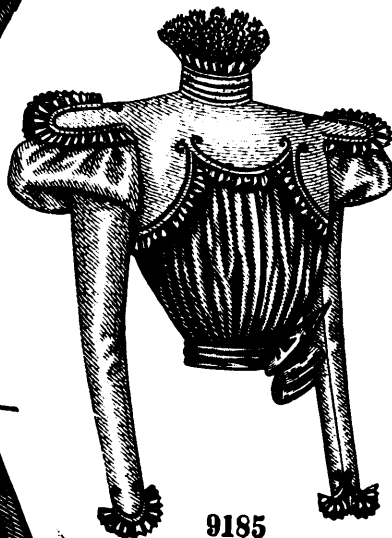
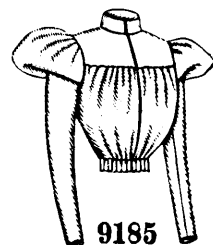
The costume is in the military style that is shown increasing favor. It requires a decoration of braid to give it an altogether correct military air, but so many are the changes rung upon braid ornamentation that its attractiveness does not seem to les-

variety are combined with admirable effect. All of the numerous plain weaves are suitable materials for this costume, cheviot, serge and fine cloth, however, seeming more particularly adapted to the mode.

Wings and flowers decorate the straw hat.

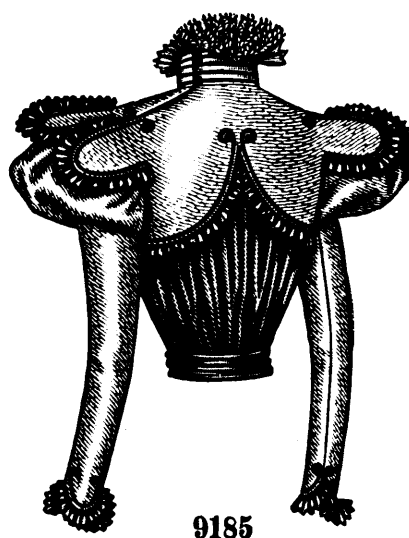
LADIES' BASQUE-WAIST, WITH FANCY JACKET CLOSED AT THE LEFT SIDE.

No. 9185.—This picturesque basque-waist is shown made of silk and novelty wool goods and decorated with ribbon plaitings and belt and a fancy arrangement of braid; a frill of lace edging inside a ribbon plaiting at the top of the standing collar at the back gives a stylish neck completion. A perfect-fitting lining supports the waist. The full fronts and full back reach to within deep square yoke depth of the top on the lining and are gathered at the top and bottom, the fullness in the fronts, which close at the center, puffing out slightly. A novel jacket, having a



9185

Front View.



9185

Back View.

LADIES' BASQUE-WAIST, WITH FANCY JACKET CLOSED AT THE LEFT SIDE.

seamless front and back that join in shoulder and under-arm seams at the right side and fasten with hooks and loops at the left side, is a picturesque accessory; it is shaped to form rounding tabs over the sleeves and is prettily curved out at the center of the back and shaped to have the effect of a yoke with bolero extensions in front. A short puff effect is produced at the top of the two-seam sleeves by gathers at the upper edge and a downward-turning plait in the back edge of the upper portion. At the wrists the sleeves may be shaped in scollops, or they may be plain, as preferred.

A combination will best bring out the dressy features of the mode, which is charmingly youthful and at the same time thoroughly practical. Challis and silk, two kinds and colors of silk, cloth and silk, etc., will be attractive in association and the garniture should be in harmony with the materials.

Pattern No. 9185 is in 7 sizes for ladies from 30 to 42 inches, bust measure. For a lady of medium size, the waist needs 1½ yard of dress goods 40 inches wide with 1½ yard of silk 20 inches wide. Of one material it calls for 4 yards 22 inches wide, or 3¼ yards 30 inches wide, or 2½ yards 36 inches wide, or 2¼ yards 44 inches wide, or 1¾ yard 50 inches wide. Price of pattern, 30 cents.

FIGURE No. 96 B.—This illustrates LADIES' CUIRASSIER COSTUME.—The pattern is No. 9194, and costs 40 cents.

46 inches, bust measure, and may be seen again on page 19. This tailor-made costume is an up-to-date style

sen. New designs for braiding are constantly being brought out and in their execution soutache and the various widths of the Hercules

LADIES' RUSSIAN BASQUE-WAIST.

No. 9213.—The Russian basque-waist in one of its most charming shapes is here shown in a combination of glacé taffeta and plain velvet, velvet ribbon and lace edging uniting admirably in the novel decoration. The waist has a well-fitted lining closed at the center of the front. The fronts and back have shirred fulness in the lower part and are shaped in Pompadour outline at the top to reveal a full yoke that is gathered at its upper edge; and the closing is made at the left side of the front in Russian style, the front puffing out stylishly. The collar is covered by a stock having frilled ends closed at the back. Frill caps stand out upon short flaring puffs on the one-seam sleeves, which are wrinkled in mousquetaire style over coat-shaped linings. The sleeves may be plain or fancy at the wrist. The unique bias girdle is pointed both top and bottom at the back, where it shows a center seam, and the ends are gathered up closely and secured at the closing of the fronts, one end being tied in a soft knot.

Pattern No. 9213 is in 7 sizes for ladies from 30 to 42 inches, bust measure. For a lady of medium size, the garment will require $5\frac{1}{4}$ yards of silk with $1\frac{1}{4}$ yard of velvet each 20 inches wide. Price of pattern, 30 cents.

LADIES' BASQUE-WAIST.

No. 9210.—At figure No. 94 B on page 19 in

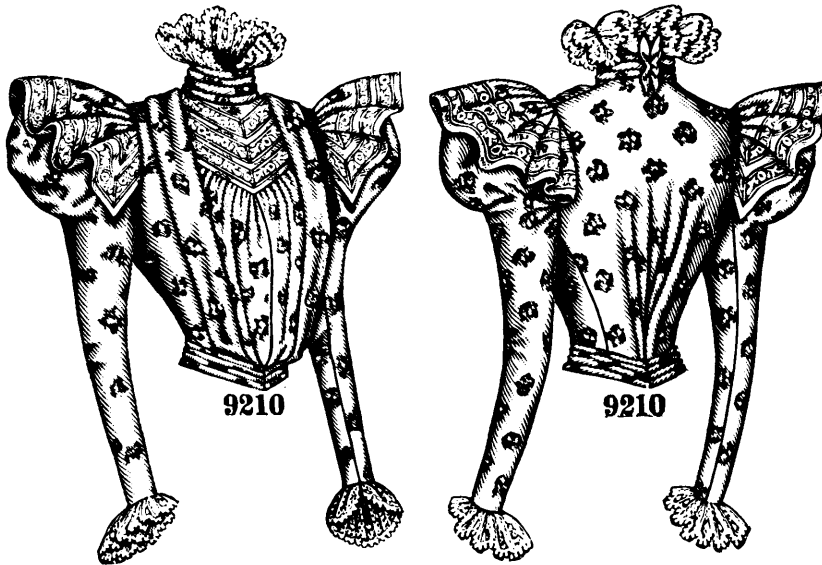
gathered at the top and for a short distance along each side edge of the upper portion and stand out in stylish puffs upon which rest deep frill-caps that give the fashionable broad effect. Wrist

LADIES' HANDKERCHIEF GIRDLLE AND WINDSOR TIE.

No. 1370.—With shirt-waists, and also with almost any style of waist with which a belt may be worn, the handkerchief girdle is very stylish. It is pictured made of plaid silk and may be closed at the back with a fancy silver buckle. The girdle consists of a large square of silk, which is folded so that two corners lap widely at the center; it is shirred on a whalebone at the center, and on two whalebones at each side, the bones being graduated in lengths so as to give a pointed effect to the girdle at the center both top and bottom and render the girdle narrowest toward the ends, which fall in pretty cascade style over the skirt below the buckle.

The Windsor tie is bias and made of plaid silk; it is arranged about the neck and bowed in front.

Plain, checked, striped, figured or plaided silk of soft quality, preferably surah, is used for the girdle and similar silk is commended for the Windsor tie. Liberty silk and satin and also soft taffeta are used both for girdles and ties of this character.



Front View.

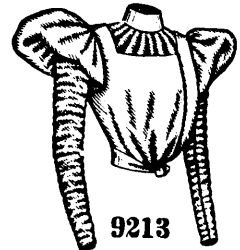
Back View.

LADIES' BASQUE-WAIST.


frills of lace edging and a pretty decoration of lace insertion increases the dressiness of the mode.

Grenadine over silk and also organdy, lawn or Swiss over tinted linings, will be charming made up in this style, and challis, nun's-veiling and other soft woollens will also be effective in the waist. Lace bands and edging, together with ribbon, will provide sufficient decoration.

Pattern No. 9210 is in 7 sizes for ladies from



9213

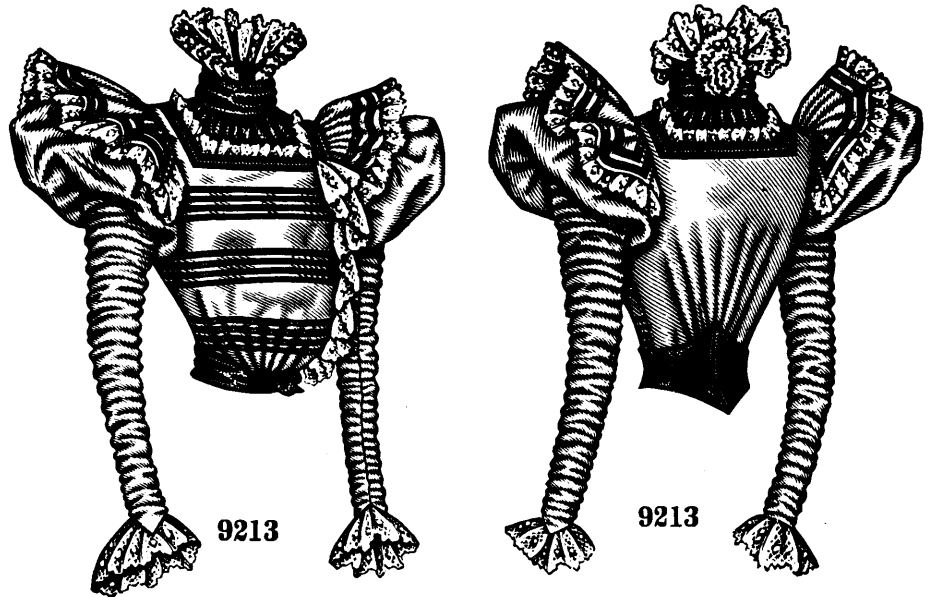


1370

LADIES' HANDKERCHIEF GIRDLLE AND WINDSOR TIE.

this magazine this basque-waist is again shown.

Silk was here selected for the basque-waist, which is fanciful in effect, but is made trim-looking by a fitted lining. The back is smooth at the top but has fulness in the lower part collected in closely-lapped plaits, and is separated from the fronts by under-arm gores. The fronts, which are closed at the center, are each formed in a rather wide box-plait from the shoulder to the lower edge, and in front of the box-plaits they are shaped low and their upper edges gathered and joined to a deep, pointed yoke that is closed under the left box-plait. The fulness is taken up in gathers at the lower edge and the fronts puff out prettily between the plaits. A narrow fitted girdle that is laid in upturning folds, is effective about the bottom of the waist; and the crush collar is laid in folds to match, its ends being finished in frills and secured at the back. A graduated frill of lace edging rises from the collar at the back and sides. The two-seam sleeves, which are mounted on coat-shaped linings, are



Front View.

Back View.

LADIES' RUSSIAN BASQUE-WAIST.

30 to 42 inches, bust measure. For a lady of medium size, the garment needs $6\frac{1}{2}$ yards of goods 22 inches wide, with $2\frac{3}{4}$ yards of edging $3\frac{1}{2}$ inches wide for the frills. Price of pattern, 30 cents.

With a gown of black, brown or blue united with white, gay plaid silk accessories will be in order.

Pattern No. 1370 is in one size, and, for both the girdle and tie, requires $2\frac{1}{2}$ yards of goods 20 inches wide. Price of pattern, 10 cents.

LADIES' BOLERO COLLARETTE.

No. 1368.—An exceedingly stylish accessory is here illustrated made of lace net and trimmed with frills of lace and a ribbon stock. The collarette has the effect of a deep, pointed collar with flaring ends at the back and of deep boleros at the front. Stylish sleeve-caps are joined to the collarette to stand out jauntily over the dress sleeves. A full frill of lace follows the edges and a lace frill rises from the top of the standing collar, which is covered with a ribbon stock that is arranged in a fancy bow at the back, the frill being caught down over the center of the bow.

An effective collarette in this style was made of black lace net and finished with a stock of heliotrope moiré taffeta ribbon. Lace net in cream or black over any pretty shade of satin or silk, velvet, etc., will be pretty for these popular adjuncts to a lady's dress and lace, velvet and moiré taffeta ribbon will trim them effectively.



1368
Front View.



1368
Back View.

LADIES' BOLERO COLLARETTE.

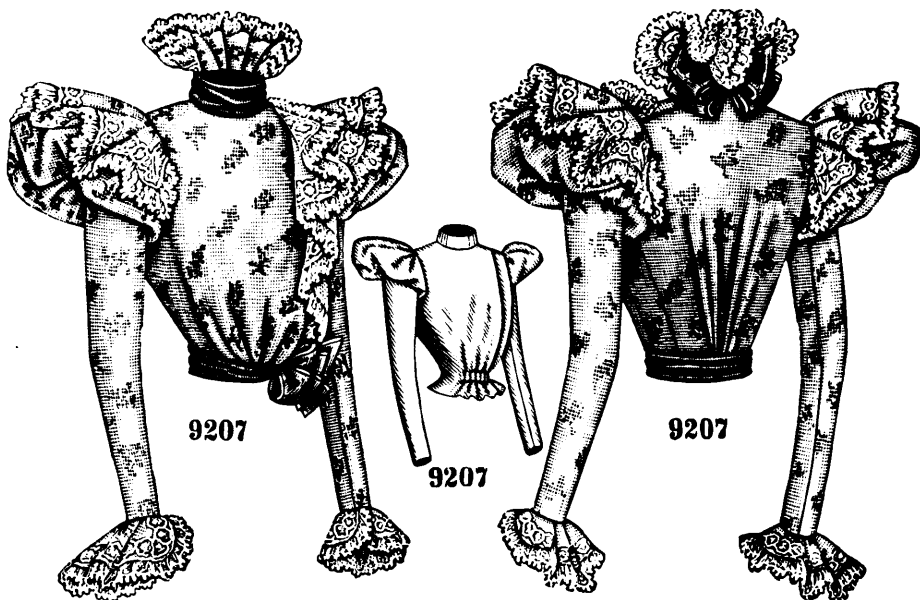
Pattern No. 1368 is in 3 sizes, small, medium and large. To make the collarette in the medium size, needs $\frac{3}{4}$ yard of lace net 27 inches wide, and $1\frac{3}{8}$ yard of lace edging $3\frac{1}{2}$ inches wide. Price of pattern, 10 cents.

LADIES' BASQUE-WAIST, WITH SEAMLESS BACK AND FRONT AND FITTED LINING.

No. 9188.—This admirably-fitted basque-waist is pictured made of plaid wool canvas, with frills of lace edging at the wrists and at the top of the standing collar, a ribbon stock and belt giving a stylish, decorative finish. The seamless, bias front and back are pulled smoothly over the lining, which is fitted with the greatest precision by double bust darts and the usual seams and closed at the center of the front; and the closing of the waist is made along the left shoulder and under-arm seams. Under-arm gores give a per-

fectly smooth adjustment at the sides. The one-seam sleeves have coat-shaped linings and are gathered at the top and draped in butterfly effect by gathers at the center; the wrists may

of ribbon. Both the back and fronts, which are separated by under-arm gores, are smooth at the top but have fullness in the lower part drawn to the center in gathers at the lower edge. The



9207
Front View.

9207
Back View.

9207

LADIES' RUSSIAN BLOUSE-WAIST, WITH FITTED LINING.

be plain or shaped in points, as illustrated.

This basque-waist is only appropriate for wool goods that are soft and yielding and will stretch well over the fitted lining. Cashmere, serge, cheviot, stockinet, etc., will be most effective and a trifling amount of ribbon and lace edging will give a dressy completion.

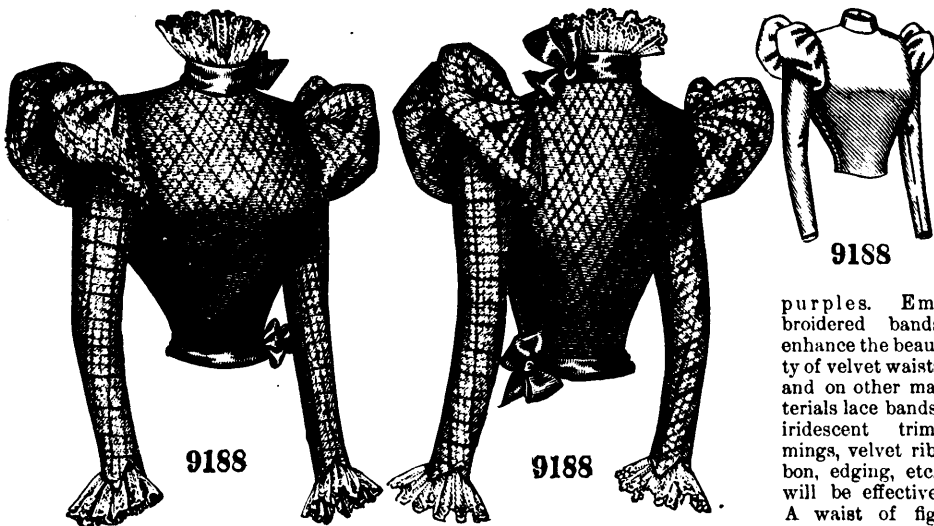
Pattern No. 9188 is in 9 sizes for ladies from 30 to 40 inches, bust measure. For a lady of medium size, the waist needs $3\frac{3}{8}$ yards of goods 22 inches wide. Price of pattern, 30 cents.

LADIES' RUSSIAN BLOUSE-WAIST, WITH FITTED LINING.

No. 9207.—The accompanying engravings por-

fronts puff out in the approved way and the right front is wide, while the left front is narrow so as to have the closing come at the left side in Russian style. The lining is closed at the center of the front. A circular frill joined to the right front falls in a jabot over the closing and a gathered graduated frill rises from the top of the collar at the back and sides. Circular caps stand out in flutes over short puffs arranged on the coat-shaped sleeves, which may be plain at the wrists or have deep circular ruffles with rounding ends flaring at the inside of the arm.

All fabrics are selected for the popular Russian waist, from the sheerest lawns, dimities, etc., to velvet in black and rich reds, greens and



9188
Front View.

9188
Back View.

9188

LADIES' BASQUE-WAIST, WITH SEAMLESS BACK AND FRONT AND FITTED LINING.

tray a most graceful Russian waist made of figured organdy over a fitted lining of tinted lawn, and the decoration is arranged with lace edging and insertion and a fancy stock and belt

Pattern No. 9207 is in 8 sizes for ladies from 30 to 44 inches, bust measure. For a lady of medium size, the garment needs $5\frac{1}{2}$ yards of material 22 inches wide. Price of pattern, 25 cts.

purples. Embroidered bands enhance the beauty of velvet waists and on other materials lace bands, iridescent trimmings, velvet ribbon, edging, etc., will be effective. A waist of figured Swiss may be trimmed across the front with insertions of black Chantilly lace in several widths.

FIGURE No. 97 B.—LADIES' TAILOR-MADE TOILETTE.

FIGURE No. 97 B.—This consists of a Ladies' basque and skirt. The basque pattern, which is No. 9196 and costs 30 cents, is in 9 sizes for ladies from 34 to 46 inches, bust measure, and may be seen again on this page. The skirt pattern, which is No. 9080 and costs 30 cents, is in 9 sizes for ladies from 20 to 36 inches, waist measure.

Nickel-gray French serge is here represented in the toilette and buttons and a fanciful disposal of black and gray braid provides the decoration. The close-fitting double-breasted basque is of uniform lower outline and is highly commended for stout ladies, as it is made with two




9196

LADIES' DOUBLE-BREADED BASQUE, WITH TWO UNDER-ARM GORES AND A REMOVABLE CHEMISETTE. (TO BE MADE WITH OR WITHOUT A SEAM AT THE CENTER OF THE FRONT.) PARTICULARLY DESIRABLE FOR STOUT LADIES.

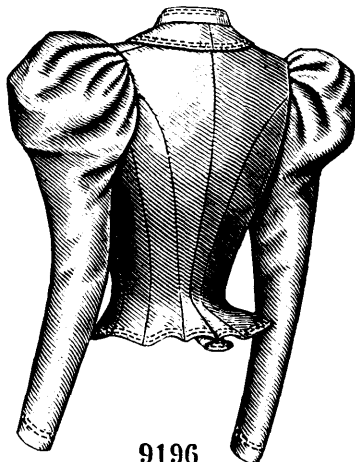
No. 9196.—Another view of this basque is given at figure No. 97 B on this page.

The basque is here shown made of fine green cloth and finished with machine-stitching. Two under-arm gores at each side, double bust darts, side-back gores and a center seam enter into the handsome adjustment, and extra width below the waist at the center seam is underfolded in a box-plait, at each side of which ripples result from the shaping. The basque may be made with or without a seam at the center of the front and is lapped and closed in double-breasted style with button-holes and bone buttons. Above the closing the fronts are reversed in lapels by a rolling



9196

Front View.



9196

Back View.

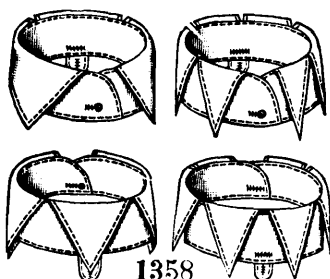
LADIES' DOUBLE-BREADED BASQUE, WITH TWO UNDER-ARM GORES AND A REMOVABLE CHEMISETTE. (TO BE MADE WITH OR WITHOUT A SEAM AT THE CENTER OF THE FRONT.) PARTICULARLY DESIRABLE FOR STOUT LADIES.

under-arm gores at each side; it is here made without a seam at the center of the front, but the pattern is so arranged that the front may have a center seam. The skirt stands out in slight ripples at each side of an underfolded box-plait at the center. Above the double-breasted closing the fronts are reversed in lapels that extend in points beyond the ends of the coat collar. A removable chemisette of white linen and a satin band-bow are visible in the open neck. The one-seam sleeves flare in puff effect at the top.

The five-gored skirt may be plaited or gathered at the back; it flares moderately at the bottom, ripples slightly at the sides and falls in deep flutes at the back.

The fancy straw turban is novel in shape and is simply trimmed with ribbon and an ornament.

collar and in the open neck is revealed a removable chemisette that is closed at the center and



1358

LADIES' DRESS COLLARS, WITH POINTS.

LADIES' DRESS COLLARS, WITH POINTS.

No. 1358.—Each of these white linen collars is distinguished by points turning down from its upper edge. One collar shows three broad points, while the other displays six small points. All the points are stitched a little in from their outer edges, and the collars are nicely rounded at their upper corners. The regular button-holes are made in the ends, but at the back a button-hole may be made either in the collar or in a small tab joined to the lower edge of the collar, the tab being specially liked if the collars are to be worn without ties or stocks.

Pattern No. 1358 is in 5 sizes, from 12½ to 14½ inches, collar sizes. For either style of collar for a lady wearing a 13 collar, it needs ¾ yard of goods 20 inches wide. Price of pattern, 10 cents.

made with a short cape back and a standing collar. The one-seam sleeves are mounted on coat-shaped linings and are gathered at the top to stand out in puffs.

Pattern No. 9196 is in 9 sizes for ladies from 34 to 46 inches, bust measure. For a lady of medium size, the basque calls for 4 yards of goods 27 inches wide. Price of pattern, 30 cents.




FIGURE No. 97 B.—This illustrates LADIES' TAILOR-MADE TOILETTE.—The patterns are Ladies' Basque No. 9196, price 30 cents; and Skirt No. 9080, price 30 cents.

FIGURE No. 93 B.—LADIES' AFTERNOON COSTUME.

FIGURE No. 93 B.—This illustrates a Ladies' costume. The pattern, which is No. 9219 and



FIGURE No. 93 B.—This illustrates LADIES' AFTERNOON COSTUME.—The pattern is No. 9219, and costs 40 cents.

costs 40 cents, is in 7 sizes for ladies from 30 to 42 inches, bust measure, and is again represented on page 17.

The costume is here illustrated made of plaid grenadine over white silk. Green ribbon is used for the stock and belt and the arrangement of

lace ornaments and edging is pleasing. The seven-gored skirt, which is hung over a seven-gored foundation-skirt, has a smooth front-gore and the side-gores are effectively drawn in a group of tuck-shirrings a little below the belt. The back-gores are gathered up closely and fall in full rolling folds.

A group of small tuck-shirrings is made at round-yoke depth in the waist at the back and front and the fulness at the bottom is drawn to the center by gathers, the fronts puffing out becomingly. The closing is made at the center of the front. Frill-caps flare over the mousquetaire sleeves, which are in

in front and finished with a notched collar. A box-plait is formed in the back at each side of the center seam and a similar box-plait is formed in each front; and under-arm gores and a dart taken up under the plait in each front effect a close adjustment. All the plaits are sewed along their underfolds to the waist and then fall free to stand out prettily in the skirt. A belt of the material with pointed ends is closed at the left side of the front. The two-seam sleeves are gathered at the top and stand out stylishly.

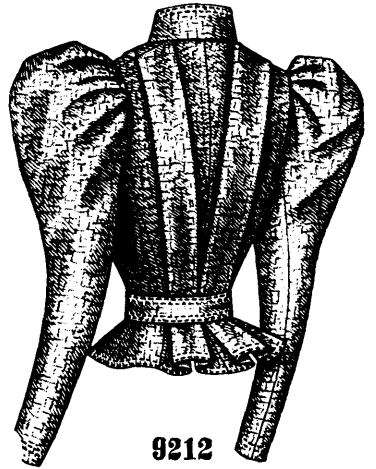


9212



9212

Front View.



9212

Back View.

LADIES' BOX-PLAITED BASQUE. (TO BE MADE WITH OR WITHOUT FITTED BODY-LINING AND WITH A HIGH NECK AND STANDING COLLAR OR WITH AN OPEN NECK AND NOTCHED COLLAR.) KNOWN AS THE NORFOLK JACKET.

butterfly effect at the top, made very fanciful by a group of tuck-shirrings running their entire length at the outside of the arm. The sleeves are finished in points at the wrists.

The mode offers a wide range for personal fancy in its decoration. lace bands, applique ornaments, edging in cream and écou tints and ribbon being offered in profusion.

The hat combines two straws and has a soft crown and a stylish floral and ribbon decoration.

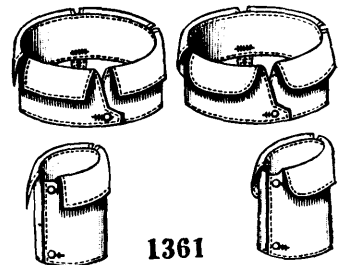
LADIES' BOX-PLAITED BASQUE. (TO BE MADE WITH OR WITHOUT FITTED BODY-LINING AND WITH A HIGH NECK AND STANDING COLLAR OR WITH AN OPEN NECK AND NOTCHED COLLAR.) KNOWN AS THE NORFOLK JACKET.

No. 9212.—This basque is shown made of cheviot and finished with machine-stitching. The basque may be made with or without a lining that is fitted by single bust darts and the usual seams. The closing is made at the center of the front. The neck may be finished high with a standing collar or it may be slightly low

Pattern No. 9212 is in 9 sizes for ladies from 30 to 46 inches, bust measure. For a lady of medium size, the basque requires 3 5/8 yards of goods 27 inches wide. Price of pattern, 30 cents.

LADIES' COLLAR AND CUFF, WITH TABS THAT MAY BE SQUARE OR ROUND.

No. 1361.—Linen is selected for this collar and cuff. Four tabs that may be round or square



1361

LADIES' COLLAR AND CUFF, WITH TABS THAT MAY BE SQUARE OR ROUND.

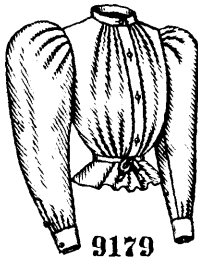
turn down from the top of the collar, and two similar tabs roll up from the lower edge of the cuff. The collar is closed at the throat with a stud, and, to complete the means of attachment to the neck-band of the waist, a tab in which a button-hole is made may be joined to it at the back or a button-hole may be worked at the center in the usual way. The cuff is secured with two studs at the inside of the arm.

Fancy linen is quite as appropriate as the plain variety for accessories of this style. A made stock or one of ribbon is usually worn with this collar.

Pattern No. 1361 is in 5 sizes from 12 1/2 to 14 1/2, collar sizes. To make the collar and a pair of cuffs for a lady whose collar size is 13 1/2 needs 3/4 yard of goods 36 inches wide. Price of pattern, 10 cents.

LADIES' SHIRT-WAIST, WITH BACK-YOKE FACING AND REMOVABLE COLLAR.

No. 9179.—This pretty shirt-waist is up-to-date in every detail; it is pictured made of striped gingham, with a white linen collar. A bias, pointed yoke-facing with a center seam is applied on the back, which has fulness at the waist drawn up closely on tapes that are inserted in a casing and tied over the fronts. Gathers at the neck and shirrings at the waist collect becom-



9179

with a button and button-hole. The neck is finished with a fitted band. The stylish linen collar is made with a shallow turn-down portion and is removable.

Pattern No. 9179 is in 9 sizes for ladies from 30 to 46 inches, bust measure. To make the shirt-waist, except the collar, for a lady of medium size requires $4\frac{3}{8}$ yards of material 22 inches wide, and the collar needs $\frac{1}{2}$ yard of goods 36 inches wide. Price of pattern, 25 cents.

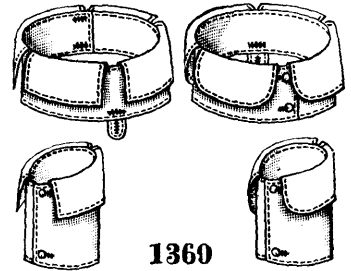
LADIES' SOLEIL OR SUNBURST SKIRT, WITH SEVEN-GORED FOUNDATION-SKIRT.

No. 1357.—The soleil or sunburst skirt is illustrated developed in accordion-plaited black net,

with the foundation skirt of black taffeta. The skirt is in gores, the number of which varies according to the width of the material used, and is accordion-plaited, the plaits graduating to be narrowest at the belt and widest at the bottom, thus giving the sun's-rays effect suggested by the title. The advantage of a skirt in gores of this style is that the unsightly piecings necessary in a circular skirt are avoided, while the effect when made up is the same. In this skirt the seams are not visible, and the effect is, consequently, the best obtainable. The plaiting should be done by a professional plaiter to be entirely satisfactory. George Bruce, 16 West

in the fashionable way to the lower edge, where it measures $3\frac{5}{8}$ yards in the medium sizes.

Pattern No. 1357 is in 4 sizes for ladies from 20 to 32 inches, waist measure. To make the



1360

LADIES' COLLAR (CLOSED AT THE BACK) AND CUFF, WITH TABS THAT MAY BE SQUARE OR ROUNDED. (FOR WEAR WITH RIBBONS, STOCKS, TIES, ETC.)

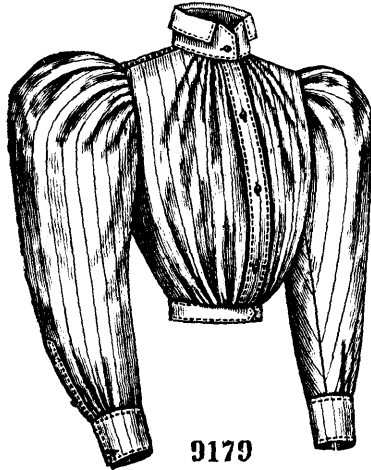
skirt for a lady of medium size, needs $21\frac{1}{2}$ yards of goods 20 $\frac{1}{2}$ inches wide. Price of pattern, 35 cents.

LADIES' COLLAR (CLOSED AT THE BACK) AND CUFF, WITH TABS THAT MAY BE SQUARE OR ROUNDED. (FOR WEAR WITH RIBBONS, STOCKS, TIES, ETC.)

No. 1360.—There is a large demand for lined collars and cuffs and many novelties are shown. The style here pictured is especially favored. The collar consists of a high standing collar closed with two studs at the back and four tabs joined to its upper edge. The tabs may be square or round. A small tab with a button-hole worked in it may be sewed to the lower edge of the collar at the front for attachment, or the button-hole may be worked in the collar instead.

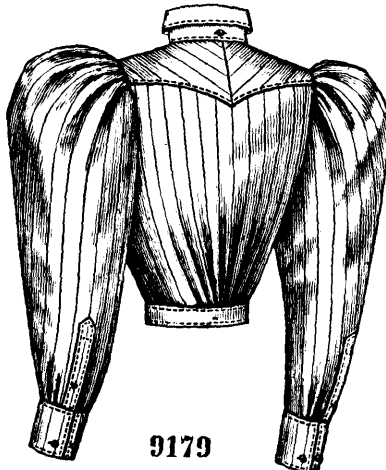
Two tabs that may be square or round are sewed to the lower edge of the cuff which is closed with two studs.

Pattern No. 1360 is in 5 sizes, collar sizes 12 $\frac{1}{2}$



9179

Front View.




9179

Back View.

LADIES' SHIRT-WAIST, WITH BACK-YOKE FACING AND REMOVABLE COLLAR.


ing fulness in the fronts, which puff out prettily and droop slightly over a belt with pointed ends. The closing is made with studs or buttons and button-holes through a box-plait formed in the

right front. The sleeves are gathered at the top and bottom and completed with straight cuffs that close with link buttons below slashes finished with underlaps and pointed overlaps and closed




1357

Side-Back View.



1357



1357

Side-Front View.

LADIES' SOLEIL OR SUNBURST SKIRT, WITH SEVEN-GORED FOUNDATION-SKIRT.

right front. The sleeves are gathered at the top and bottom and completed with straight cuffs that close with link buttons below slashes finished with underlaps and pointed overlaps and closed

14th Street, New York City, makes a specialty of plaiting skirts of this style. The seven-gored foundation-skirt is smooth-fitting at the front and sides, gathered at the back and flares

to 14 $\frac{1}{2}$ inches. To make the collar and a pair of cuffs for a lady wearing a 14-inch collar needs $\frac{1}{2}$ yard of goods 36 inches wide. Price of pattern, 10 cents.

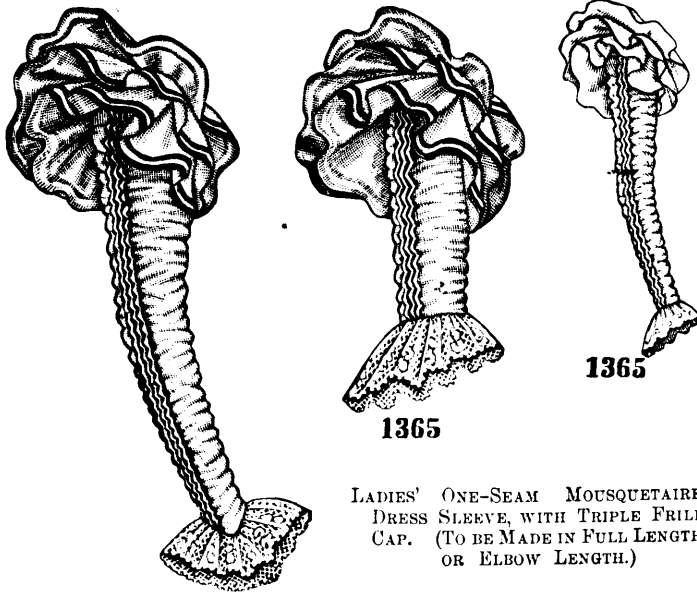
LADIES' COLLAR AND CUFF, WITH SQUARE TABS.

No. 1359.—Plain white linen is pictured in this stylish collar and cuff. The collar is rounded nicely at its upper corners and the regular button-

of the collar. The cuff has four similar tabs joined to its lower edge and its ends close with studs, the lower corners being rounded to match the collar.

Pattern No. 1359 is in 5 sizes, collar sizes $12\frac{1}{2}$ to $14\frac{1}{2}$ inches. To make a collar and a pair of cuffs for a lady wearing a 14-inch collar, needs $\frac{3}{8}$ yard of goods 36 inches wide. Price, 10 cents.

The waist is arranged on a fitted lining and is closed at the center of the front. Both the back and fronts of the waist are smooth and in low, round outline at the top and have fulness in the lower part collected in shirrings. The fronts open over a full center-front that is gathered at its upper and lower edges and extended at each side in round yoke effect to meet a round gathered yoke that appears above the back. A circular Bertha in two sections that meet and flare at the back is joined to the upper edges of the front and back and is pointed on the shoulders and bordered with a knife-plaiting of the *mousseline de soie*. The collar is in standing style, a graduated frill rising from it and a wrinkled ribbon stock giving a stylish touch. The two-seam sleeves may be plain or pointed at the wrists,



1365


1365

1365

LADIES' ONE-SEAM MOUSQUETAIRE DRESS SLEEVE, WITH TRIPLE FRILL CAP. (TO BE MADE IN FULL LENGTH OR ELBOW LENGTH.)

LADIES' COSTUME, WITH SEVEN-GORED SKIRT.

No. 9218.—For the construction of this charming costume a combination of figured India silk and plain *mousseline de soie* was chosen. The skirt comprises seven gores and fits smoothly at the top across the front and sides and falls in flutes below the hips; it is gathered at the back, which falls in deep, rounding folds that spread toward



1359

LADIES' COLLAR AND CUFF, WITH SQUARE TABS.



9218
Front View.

9218
Back View.

LADIES' COSTUME, WITH SEVEN-GORED SKIRT.

which are trimmed with a knife-plaiting of the *mousseline*; their fulness is disposed in a puff at the top by gathers at the upper edge and along both side edges of the upper portion near the top. The arrangement of ribbon at the bottom of the waist is novel and stylish.

Pattern No. 9218 is in 10 sizes for ladies from 30 to 42 inches, bust measure. For a lady of medium size, the garment needs $12\frac{3}{4}$ yards of figured India silk 20 inches wide, with $\frac{3}{4}$ yard of *mousseline de soie* 45 inches wide. Price of pattern, 40 cents.

LADIES' COLLAR AND CUFF, IN "SAUCER" STYLE.

No. 1362.—The collar and cuff here shown made of linen are in "saucer" style. The two shallow circular sections joined to the top of the collar stand out all round in "saucer" style and two similar sections flare from the bottom of the cuff. The collar is rather high and is closed at the back with a stud, and a button-hole may be worked in it at the center of the front or a tab with a button-hole in it may be joined to the lower edge as preferred. The cuff is closed at the back of the arm with two studs.

Pattern No. 1362 is in 5 sizes, collar sizes $12\frac{1}{2}$ to $14\frac{1}{2}$ inches. For a lady wearing a 14-inch collar, a collar and a pair of cuffs need $\frac{5}{8}$ yard of goods 36 inches wide. Price of pattern, 10 cts.

LADIES' ONE-SEAM MOUSQUETAIRE DRESS SLEEVE, WITH TRIPLE FRILL CAP. (TO BE MADE IN FULL LENGTH OR ELBOW LENGTH.)

No. 1365.—This charmingly fluffy sleeve is pictured made of white organdy which derives a pink tint from the coat-shaped lining of pink taffeta. The sleeve is a fanciful mousquetaire style, being wrinkled all about the arm by gathers along both side edges, which meet in a seam at the inside of the arm, and a group of three tuck-shirrings its entire length at the outside of the arm. Over the top flares a triple frill-cap that narrows under the arm, each cap being decorated with two rows of velvet baby ribbon. The sleeve may be in full length, with a plain or pointed wrist, or it may be in elbow length, a frill of lace edging being a favorite completion in any case.

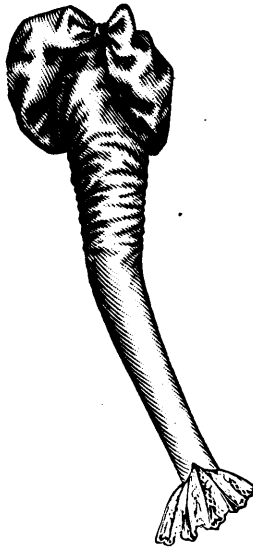
Pattern No. 1365 is in 5 sizes for ladies from 10 to 14 inches, arm measure, measuring the arm about an inch below the bottom of the arm's-eye. For a lady whose arm measures 11 inches as described, a pair of full-length sleeves need $4\frac{5}{8}$ yards of goods 22 inches wide. A pair of elbow sleeves requires $3\frac{7}{8}$ yards 22 inches wide. Price of pattern, 10 cents.

hole is made in each end, while at the back a button-hole is made in the collar or in a tab, the tab being specially liked when ties or stocks are not worn. Eight square tabs flare from the top

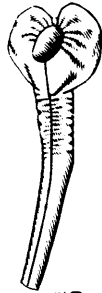
the foot, where the skirt measures four yards and a half in the medium sizes. A gathered ruche of the silk is a charming finish. If desired, a small bustle or any style of skirt extender may be used.

LADIES' TWO-SEAM SLEEVE. (FOR COATS, JACKETS, ETC.)

No. 1364.—This handsome sleeve is a new shape for coats, jackets, etc. Cloth was selected for making the sleeve, which has two seams and fits the arm closely to above the elbow and then puffs out, the fulness being collected in an up-



1373



1373

LADIES' DRAPED ONE-SEAM MOUSQUETAIRE LEG-O'-MUTTON DRESS SLEEVE.

dressiness; to them are joined gathered frill caps that extend for a short distance on the back and stand out upon mushroom puffs on the coat-shaped sleeves, which may be in the three-quarter or full length, as preferred. In the full length they may be plain or fancy at the wrist. A graduated frill rises from the standing collar, which is covered by a stylish ribbon stock.

The seven-gored skirt is gathered slightly at the front and sides and closely at the back, where it falls in full folds that spread toward the lower edge, which measures a little over four yards in the medium sizes. The flare may be increased by a small bustle or any other style of skirt extender.

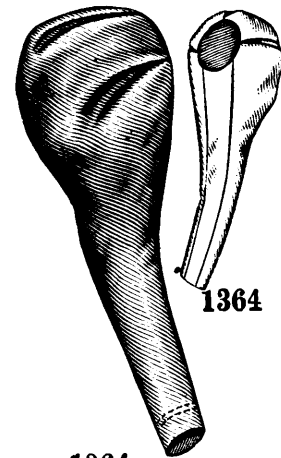
Canvas or the sheer fabrics, such as organdy, will be made up in this way over silk, and the new nun's-vailings and challies will also be chosen. Neck and wrist frills are an invariable accompaniment of dressy gowns and these are supplemented by fancy bands or dainty lace edgings and insertions.

Pattern No. 9198 is in 10 sizes for ladies from 30 to 42 inches, bust measure. For a lady of medium size, the costume needs 12 $\frac{3}{8}$ yards of goods 22 inches wide, or 9 $\frac{5}{8}$ yards 30 inches wide, or 8 $\frac{1}{2}$ yards 36 inches wide, or 6 $\frac{3}{4}$ yards 44 inches wide. Price of pattern, 40 cents.

LADIES' DRAPED ONE-SEAM MOUSQUETAIRE LEG-O'-MUTTON DRESS SLEEVE.

No. 1373.—Liberty silk was used for this stylish dress sleeve, which is in draped one-seam leg-o'-mutton style and is arranged over a coat-shaped lining. The upper part of the sleeve

the elbow, below which it is smooth. The puff is draped in butterfly effect by a short row of shirring over which a twisted ribbon is arranged.



1364

LADIES' TWO-SEAM SLEEVE. (FOR COATS, JACKETS, ETC.)

At the wrist the sleeve may be plain or prettily curved and finished with a frill of lace.

Silk, étamine, challis, nun's-vailing, etc., will develop this shape prettily and lace and ribbon will be most suitable decoration. Lace insertion may be let in the sleeve in lengthwise or encircling rows; or black velvet ribbon in three widths may be applied in groups from wrist to elbow.

Pattern No. 1373 is in 7 sizes for ladies from 10 to 16 inches, arm

measure, measuring the arm about an inch below the bottom of the arm's-eye. For a lady whose arm measures 11 inches as described, a pair of sleeves requires 2 $\frac{5}{8}$ yards of material 22 inches

turning plait at each side of two wide box-plaits. A double row of machine-stitching finishes the sleeve at shallow cuff depth.

The sleeve is appropriate for all styles of jackets, which for Spring and Autumn will be made of whipcord, serge, diagonal, etc., stitching or braid providing the completion.

Pattern No. 1364 is in 7 sizes for ladies from 10 to 16 inches, arm measure, measuring the arm about an inch below the bottom of the arm's-eye. For a lady whose arm measures 11 inches as described, a pair of sleeves needs 2 $\frac{1}{4}$ yards of goods 22 inches wide. Price of pattern, 10 cents.

LADIES' COSTUME, HAVING A SEVEN-GORED SKIRT. (TO BE MADE WITH FULL-LENGTH OR THREE-QUARTER LENGTH SLEEVES.)

No. 9198.—This costume is a charming mode and is illustrated made of grenadine and lace net over silk, the decoration being contributed by lace edging and insertion and ribbon. The fancy waist has a square yoke above full fronts that are gathered at the top and bottom and puff out stylishly. The yoke closes along the left shoulder and the fronts close at the center. Under-arm gores separate the fronts from the back, which is smooth at the top but has fulness in the lower part laid in closely-lapped plaits. A lining fitted by double bust darts and the usual seams gives perfect trimness. Bolero fronts impart additional



9198

Front View.



9198

Back View.

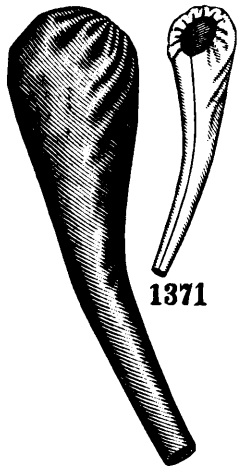
LADIES' COSTUME, HAVING A SEVEN-GORED SKIRT. (TO BE MADE WITH FULL-LENGTH OR THREE-QUARTER LENGTH SLEEVES.)

is quite full and is gathered at the top and along both side edges from the elbow nearly to the top to stand out in a puff and form wrinkles above

wide, or 2 $\frac{1}{8}$ yards 30 inches wide, or 2 yards 36 inches wide, or 1 $\frac{5}{8}$ yard 44 inches wide, or 1 $\frac{1}{2}$ yard 50 inches wide. Price of pattern, 10 cents.

LADIES' SAILOR BLOUSE, WITH SHIELD.
(TO BE MADE WITH OR WITHOUT
FITTED SLEEVE-LINING.)

No. 9204.—This jaunty sailor blouse is shown made of navy-blue and red flannel and trimmed with soutache braid. It is shaped with only shoulder and under-arm seams and is made to slip on over the head. The lower edge is turned under for a hem, through which an elastic or tape is passed to draw it closely about the waist, the customary sailor-blouse droop being thus attained. The front is shaped in low V outline at the top and a removable shield finished with a standing collar closed at the left side is buttoned in. The deep sailor-collar falls broad and square at the back and its long, tapering ends meet at the center of the front. The full sleeves, each shaped by one seam, may be



1371


1371

LADIES' ONE-SEAM LEG-O'-MUTTON DRESS SLEEVE. (TO BE MADE WITH OR WITHOUT A FITTED LINING.)

30 to 40 inches, bust measure. For a lady of medium size, it needs $2\frac{3}{4}$ yards of blue with 1 yard of red flannel 40 inches wide. Price, 25 cts.

LADIES' COSTUME, WITH SEVEN-GORED SKIRT TUCK-SHIRRED ACROSS THE SIDES AND ARRANGED OVER A SEVEN-GORED FOUNDATION-SKIRT.

No. 9219.—This costume is shown differently developed at figure No. 93 B on page 13. A dainty mode is here pictured made of figured organdy and decorated with insertion, ribbon and lace edging. The waist, though full, is trim in effect, owing to the well fitted lining. The full fronts and full, seamless back are joined in shoulder and under-arm seams and gathered at the neck;



9204

Front View



9204

Back View.

LADIES' SAILOR BLOUSE, WITH SHIELD. (TO BE MADE WITH OR WITHOUT FITTED SLEEVE-LINING.)



9219

Front View.



9219

Back View.

LADIES' COSTUME, WITH SEVEN-GORED SKIRT TUCK-SHIRRED ACROSS THE SIDES AND ARRANGED OVER A SEVEN-GORED FOUNDATION-SKIRT.

the lower edge by gathers, the front puffing out prettily. The sleeve, which is disposed in mousquetaire effect over a coat-shaped lining, has three tuck-shirrings extending its entire length on the upper side; it is gathered along both edges of the seam and along the top, where it puffs out in butterfly effect, and the wrist is shaped in a point and trimmed with a frill of lace. Gathered frill-caps stand out over the

sleeves. The standing collar is encircled by a wrinkled stock and above it at the sides and back rises a graduated frill of lace edging. The bottom of the waist is defined by a wrinkled ribbon.

The seven-gored skirt has a cluster of five small tuck-shirrings across the side-gores a little below the belt; it is gathered across the top of the side-gores and back-gores and hung over a plain seven-gored foundation-skirt that is gathered at the back and smoothly fitted in front and at the sides. The foundation skirt measures four yards and the outside skirt five yards and an eighth at the bottom in the medium sizes. Any style of bustle or skirt extender may be worn to increase the flare.

Pattern No. 9219 is in 7 sizes for ladies from 30 to 42 inches, bust measure. To make the costume for a lady of medium size, calls for $16\frac{1}{4}$ yards of material 22 inches wide. Price of pattern, 40 cents.

LADIES' ONE-SEAM LEG-O'-MUTTON DRESS SLEEVE. (TO BE MADE WITH OR WITHOUT A FITTED LINING.)

No. 1371.—The newest style of leg-o'-mutton dress sleeve is here shown made of dark-blue serge. It is shaped with one seam and may be made with or without a fitted lining. The fullness is gathered and the sleeve stands out stylishly at the top and follows the arm closely below. The finish at the wrist is plain. The sleeve may be decorated with lace, braid, etc., to match the basque in which it is inserted.

Pattern No. 1371 is in 7 sizes for ladies from 10 to 16 inches, arm measure, measuring the arm about an inch below the bottom of the arm's eye. To make a pair of sleeves for a lady whose arm measures 11 inches as described, needs $1\frac{3}{4}$ yard of goods 22 inches wide. Price of pattern, 10 cents.

made with or without coat-shaped linings; they are gathered at the top and bottom and straight round cuffs finish them.

Pattern No. 9204 is in 6 sizes for ladies from

above the bust the fullness is collected in a cluster of three small tuck-shirrings, and similar tuck-shirrings are made across the back, and the fullness is drawn well to the center at

bottom of the arm's eye. To make a pair of sleeves for a lady whose arm measures 11 inches as described, needs $1\frac{3}{4}$ yard of goods 22 inches wide. Price of pattern, 10 cents.

LADIES' SAILOR BLOUSE. (TO BE MADE WITH OR WITHOUT FITTED SLEEVE-LINING.)
No. 9203.—This simple blouse is shown made of blue and white flannel, and a coiled row of

soutache braid on the collar and cuffs affords pretty decoration. The blouse has only shoulder and under-arm seams and is closed at the center of the front with buttons and button-holes. The lower edge is drawn in about the waist by a tape inserted in the hem, and the blouse droops in regular sailor blouse fashion. The large sailor-collar falls square at the back and its ends meet at the throat and then flare sharply. The bishop sleeves, which may be made with or without coat-shaped linings, are completed with round cuffs.

Blouses are now made not only of serge and cloth in blue and red, but also in crash, linen and duck, these materials being durable and cool both in appearance and reality. Machine-stitching and washable braids are the appropriate trimming. A soft, pretty

gilt soutache coiled at the edges and in detached designs within, Pattern No. 9203 is in 6 sizes for ladies from 30 to 40 inches, bust measure. For a lady of medium

MATERNITY GOWN. (CONSISTING OF A BLOUSE WITH FITTED LINING AND A FIVE-GORED SKIRT.)

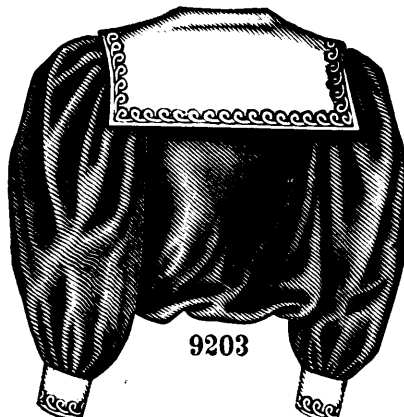
No. 9183.—A soft woollen fabric in a blue-gray shade was used for this gown, and a pretty decoration was arranged with green velvet ribbon in two widths and doubled frills of gray India silk. The skirt comprises five gores and measures four yards round at the lower edge in the medium sizes. The back-gores are gathered, the gathers being tacked to an elastic stay; and in a casing formed at the top of the front-gore and side-gores are inserted tapes to draw the skirt up as the figure requires.

The pretty blouse is made trim by a lining fitted by double bust darts and the usual seams and closed at the front with lacing cords. The full fronts, which are gathered at the neck at each side of the closing, are separated by under-arm gores from the back, which has fullness at the center collected in gathers at the neck and waist,



9203

Front View.



9203

Back View.

LADIES' SAILOR BLOUSE. (TO BE MADE WITH OR WITHOUT FITTED SLEEVE-LINING.)

size, the blouse needs $3\frac{1}{8}$ yards of dark with $\frac{3}{4}$ yard of light flannel, each 40 inches wide. Of one material, it requires 5 yards 22 inches wide, or




9183

Front View.



9183

Back View.



9183

Ribbon ties formed in bows at the ends of the shirrings, where they are tacked, are bowed over the fronts. Similar ribbon contributes a stock that covers the standing collar. Fancifully-shaped circular caps spread stylishly over the two-seam sleeves, which are mounted on coat-shaped linings and gathered at the top. Almost all textures are suited to this gown, cotton or wool goods being chosen, according to the season. Silk is appropriate for all times and ribbon or lace bands, ruches of chiffon, etc., with a stock and ties of ribbon will afford pleasing garniture.

Pattern No. 9183 is in 7 sizes for ladies from 30 to 42 inches, bust measure. For a lady of medium size, the garment requires 12 yards of goods 22 inches wide, or $7\frac{1}{2}$ yards 36 inches wide, or $5\frac{1}{4}$ yards 50 inches wide. Price of pattern, 35 cents.

MATERNITY GOWN. (CONSISTING OF A BLOUSE WITH FITTED LINING AND A FIVE-GORED SKIRT.)

yachting suit of white nun's veiling was used for a full skirt and a blouse shaped after this pattern. The collar and cuffs were decorated with

$4\frac{3}{8}$ yards 30 inches wide, or $3\frac{3}{8}$ yards 36 inches wide, or $3\frac{1}{4}$ yards 44 inches wide, or $2\frac{3}{4}$ yards 50 inches wide. Price of pattern, 25 cents.

ment requires 12 yards of goods 22 inches wide, or $7\frac{1}{2}$ yards 36 inches wide, or $5\frac{1}{4}$ yards 50 inches wide. Price of pattern, 35 cents.

FIGURE NO. 94 B.—LADIES' AFTERNOON TOILETTE.

FIGURE NO. 94 B.—This consists of a Ladies' basque-waist and skirt. The basque-waist pattern, which is No. 9210 and costs 30 cents, is in 7 sizes for ladies from 30 to 42 inches, bust measure, and may be seen in two views on page 10. The skirt pattern, which is No. 9164 and costs 35 cents,

ings of plain silk and lace edging for decoration. The waist has a well-fitted lining which closes, like the full fronts, at the center. Between two box-plaits extending to the shoulders the fronts are gathered and joined to a deep, pointed yoke that is closed under the left box-plait. The smooth effect at the sides is due to under-arm gores. A folded belt of silk defines the bottom of the waist and the stock matches it. A short puff effect at the top of the two-seam sleeves is due to gathers at the top and along the side edges of the upper portion near the top and frill-caps flare over the puffs.

The skirt consists of a graduated Spanish


oration is permissible and on some materials even desirable.

The hat has a straight brim and is adorned with ribbon and flowers.

LADIES' COSTUME, CONSISTING OF A DOUBLE-BREASTED BASQUE (THAT MAY BE MADE WITH OR WITHOUT A SEAM AT THE CENTER OF THE FRONT) AND A FIVE-GORED SKIRT. (KNOWN AS THE CUIRASSIER COSTUME.)

No. 9194.—At figure No. 96 B on page 9 this costume is shown again.

The costume is here represented made of lady's-



9194



9194

9194
Front View.

LADIES' COSTUME, CONSISTING OF A DOUBLE-BREASTED BASQUE (THAT MAY BE MADE WITH OR WITHOUT A SEAM AT THE CENTER OF THE FRONT) AND A FIVE-GORED SKIRT. (KNOWN AS THE CUIRASSIER COSTUME.)

FIGURE NO. 94 B.—This illustrates LADIES' AFTERNOON TOILETTE.—The patterns are Ladies' Basque-Waist No. 9210, price 30 cents; and Skirt No. 9164, price 35 cents.

is in 7 sizes for ladies from 20 to 32 inches, waist measure.

Figured and plain silk and lace net are here united in the toilette, with insertion, knife-plait-

grenadines and challies, as well as the lovely flowered silks, will make up in a manner satisfying to the most fastidious taste, if the mode be carefully followed. Variation in the method of dec-

flounce joined to a four-gored upper part; the flounce is narrowest at the center of the front and graduates to be deepest at the center of the back.

A long list of sheer materials may be selected for the development of this mode, and canvas weaves,

cloth and decorated with braid arranged in straight lines and in Austrian knots, the simplest knots having single loops, while others more elaborate show double and triple loops. The military basque may be made with or without a seam at the center of the front. The basque is fitted by double bust darts, under-arm and side-back gores and a seam at the center of the back that ends above coat-laps. The side-back seams disappear under coat-plaits, and the closing is made at the left side of the front. Three shapely tab ornaments fall over the top of the one-seam sleeve, which is made with a coat-shaped lining and is gathered at the top. The neck is completed with a standing collar.

The five-gored skirt is gathered at the back and is fitted in front and at the sides by darts; at the lower edge it measures a little over four yards round in the medium sizes. A small bustle or any style of skirt extender may be used.

Pattern No. 9194 is in 12 sizes for ladies from 30 to 46 inches, bust measure. For a lady of medium size, the costume needs 10½ yards of goods 22 inches wide. Price of pattern, 40 cents.

LADIES' DRESSING-SACK. (TO BE MADE WITH BYRON OR SAILOR COLLAR.)

No. 9178.—This dressing-sack is simple and also very dainty and comfortable. The engravings picture it made of white lawn, with an effective decoration of lace edging and insertion. A center seam, side seams and under-arm darts render the back and sides close-fitting, ripples resulting in the skirt from the shaping; and the loose fronts are closed at the center with button-holes and buttons. The neck may be high and finished with a Byron collar or it may be cut slightly low in front and completed with a sailor collar having pointed ends and tastefully decorated with lace edging. The two-seam sleeves are gathered at the top and stand out prettily, and a frill of lace edging falls daintily over the hand. A row of insertion down each side of the front completes the charming garniture.

Dressing-sacks are daintily fashioned from soft woollens, India or China silk and cambric, nainsook, etc., and soft laces, both edgings and insertions, are used for decoration.


Pattern No. 9178 is in 9 sizes for ladies from 30 to 46 inches, bust measure. For a lady of medium size, the garment needs $5\frac{1}{8}$ yards of goods 22 inches wide. Price of pattern, 25 cents.

LADIES' TEA-GOWN OR WRAPPER. (TO BE MADE WITH A SLIGHT TRAIN OR IN ROUND LENGTH.) KNOWN AS THE JAPANESE TEA-GOWN.

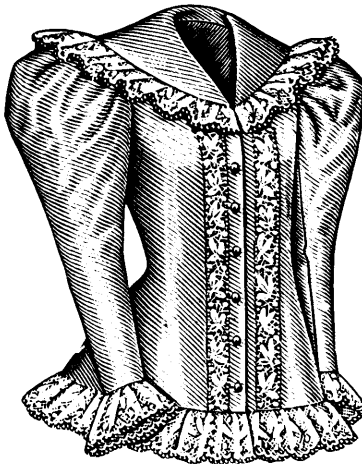
No. 1363.—This graceful gown is pictured developed in figured and plain Japanese silk. The body lining, which has a V neck and extends to

which are lined with the plain silk, are gathered at the top and their side edges are free to within a short distance of the arm's-eye. The skirt consists of a back portion laid in four backward-

Figured silk, challis or barège will make up effectively in this way with plain silk in combination. The coloring may be as gay as desired, blue, yellow and red being quite suitable.



9178



9178

Front View.



9178

Back View.

LADIES' DRESSING-SACK. (TO BE MADE WITH BYRON OR SAILOR COLLAR.)

turning plaits at the top at each side of the center and two front portions that are each laid in five forward-turning plaits at the top and broadly lapped all the way down; it is joined to the waist, the joining being concealed by a wide, wrinkled

Pattern No. 1363 is in 4 sizes for ladies from 30 to 42 inches, bust measure. To make the



1363



1363

Front View.



1363

Back View.

LADIES' TEA-GOWN OR WRAPPER. (TO BE MADE WITH A SLIGHT TRAIN OR IN ROUND LENGTH.) KNOWN AS THE JAPANESE TEA-GOWN.

basque depth, is closely fitted by double bust darts and the usual under-arm and side-back gores and center seam and is closed at the center of the front. The fronts and backs are laid in folds and joined in shoulder and under-arm seams. The fronts cross in surplice style at the bottom and flare toward the shoulders and the backs correspond in effect. Ornamental sections of plain silk laid in plaits cover the lining above the fronts and backs, their front ends being lapped like the fronts, while their back ends are lapped so that the folds cross alternately from left to right with novel effect. The flowing sleeves,

under a large bow formed of two loops and two long, flowing ends. The gown may be made with a slight train or in round length, as preferred.

wrapper for a lady of medium size, needs $14\frac{1}{4}$ yards of figured silk 20 inches wide, with $6\frac{3}{4}$ yards of plain silk in the same width. Price of pattern, 40 cents.

LADIES' DRESSING-SACK.

No. 9195.—Fine French flannel was used for this pretty dressing-sack, fancy stitching provid-

at each side of the closing, which is made at the center with button-holes and buttons, and the fulness is held in at the waist by prettily bowed

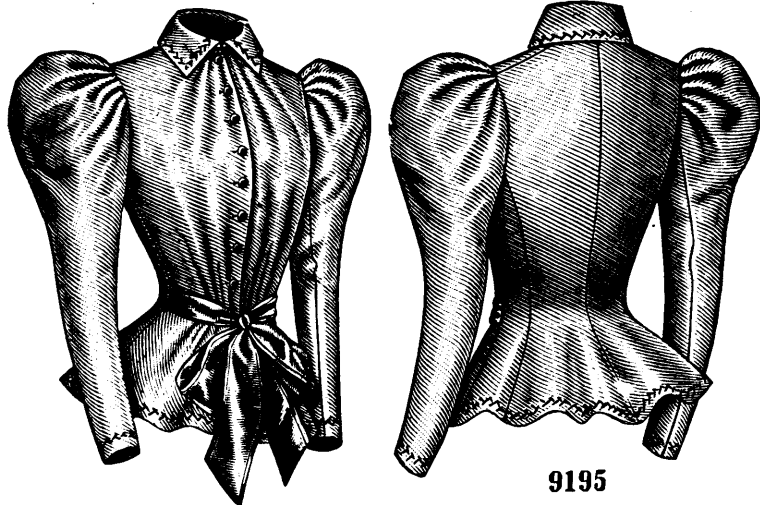
medium size, the garment needs $4\frac{5}{8}$ yards of material 22 inches wide. Price of pattern, 25 cts.

LADIES' PRINCESS WRAPPER OR GOWN, WITH LOOSE FRONT AND SHORT FITTED LINING-FRONT. (TO BE MADE WITH A STANDING OR BYRON COLLAR AND WITH A SLIGHT TRAIN OR IN ROUND LENGTH.)

No. 9187.—This graceful wrapper or gown is pictured made of fancy flannel. It may be made with a slight train or in round length, as preferred. The fronts are loose, but a comfortably trim appearance is insured by lining fronts that extend to basque depth and are fitted by single bust darts and under-arm darts. The fronts are shirred at the neck at each side of the closing, which is made the length of the front with button-holes and buttons, and under-arm darts render them smooth-fitting at the sides. The back is in Princess style and its close adjustment is due to side-back gores and a curving center seam. Fulness below the waist at the center seam is underfolded in a box-pleat that throws the back into rolling flute-like folds. The one-seam sleeves have coat-shaped linings and are gathered at the top to produce the moderate out-standing effect now fashionable. The neck may be finished with a standing collar or a Byron collar. The fulness of the fronts may be held gracefully to the figure by ribbon ties bowed over the closing or by belt sections that pass into the under-arm darts at the waist and close in front with hooks and loops, the effect of both being shown in the engravings.

Such materials as inexpensive silks, plain or fancy cashmere, vailing, Henrietta and goods of like weave may be selected for this gown.

Pattern No. 9187 is in 9 sizes for ladies from 30 to 46 inches, bust measure. For a lady of me-



9195

Front View.

9195

Back View.

LADIES' DRESSING-SACK.

ing a neat decoration. The sack is gracefully fitted at the sides and back by under-arm gores

and insertion, ribbon in any becoming color and fancy stitching may be liberally used.



9187

Front View.

9187

9187

9187

Back View.

LADIES' PRINCESS WRAPPER OR GOWN, WITH LOOSE FRONT AND SHORT FITTED LINING-FRONT. (TO BE MADE WITH A STANDING OR BYRON COLLAR AND WITH A SLIGHT TRAIN OR IN ROUND LENGTH.)

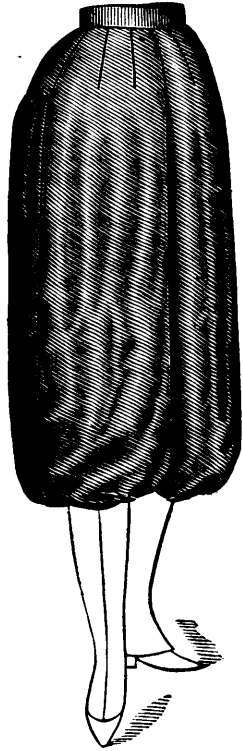
and a center seam, and graceful ripples appear in the skirt. The fronts are gathered at the neck

Pattern No. 9195 is in 9 sizes for ladies from 30 to 46 inches, bust measure. For a lady of

dium size, the wrapper requires $13\frac{3}{4}$ yards of goods 22 inches wide. Price of pattern, 35 cents.

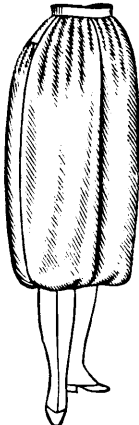
LADIES' KNICKERBOCKERS, BUTTONED TO A DEEP, SMOOTH YOKE AT THE BACK. (TO BE DART-FITTED OR GATHERED IN FRONT.)

No. 1366.—Serge was used for these knickerbockers, which are designed after a highly prac-



1366

Front View.



1366

Back View.



1366

LADIES' KNICKERBOCKERS, BUTTONED TO A DEEP, SMOOTH YOKE AT THE BACK. (TO BE DART-FITTED OR GATHERED IN FRONT.)

tical fashion. They are shaped with a center seam and inside leg seams, and are drawn in about the knees to droop in the regular way by elastics inserted in hems at the lower edges. At the front the knickerbockers may be gathered or dart-fitted, as preferred. The upper part of the back is a deep, smooth yoke that is closed with buttons and button-holes at the center, and the back of the drawers is gathered at the top and joined to the yoke in front of side openings and to a band between the openings, the band being buttoned over the lower edge of the yoke. A belt or an underfacing may finish the top.

These knickerbockers are excellently planned with a view to comfort. They will usually match the skirt in material, but for the sake of coolness may be of linen or percaline, even when worn with a cloth skirt. The wool goods woven specially for cycling wear and also cheviot, serge and homespun, all very desirable for bicycle suits, come in dust colors, which, as the name implies, are slow to show dust marks. Linen and crash are often selected for Summer suits.

Pattern No. 1366 is in 9 sizes for ladies from 20 to 36 inches, waist measure. For a lady of medium size, the knickerbockers call for $3\frac{7}{8}$ yards of goods 22 inches wide, or $3\frac{5}{8}$ yards 27 inches wide, or $2\frac{3}{4}$ yards 36 inches wide, or 2 yards 44 inches wide, or $1\frac{1}{2}$ yard 50 inches. Price of pattern, 15 cents.

LADIES' CYCLING COSTUME, CONSISTING OF A DOUBLE-BREADED ETON JACKET (THAT MAY BE MADE WITH OR WITHOUT A CENTER-FRONT SEAM), AND A SIX-GORED SKIRT THAT GIVES THE EFFECT OF A DIVIDED SKIRT AT THE BACK WHEN MOUNTED.

No. 1375.—A light shade of brown cloth was used for this handsome cycling costume. The double-breasted Eton jacket is closely fitted by single bust darts, under-arm gores and a center seam; it may be made with or without a seam at the center of the front, as illustrated, both effects


being provided for in the pattern. The jacket is curved over the hips and is pointed at the center of the front and back, and the closing is made in double-breasted style with buttons and button-holes. The fronts are reversed above the closing in lapels that extend in points a little beyond the ends of the rolling collar, which is narrow and well-fitting. Three box-plaits are formed in the top of the two-seam sleeves, which stand out stylishly in a puff at the top and fit closely below. Narrow braid is fancifully applied at the wrists and at the lower part of the jacket seams at the sides and back, and the jacket is finished with machine-stitching.

The skirt comprises six gores and measures a little over three yards and three-fourths at the lower edge in the medium sizes. The skirt is smooth at the top across the front and sides and breaks into ripples below the hips and is arranged to give the effect of a divided skirt at the back when the wearer is mounted. The middle back-gore is gathered at the top and the gore at each side is laid in two backward-turning plaits, all the plaits meeting at the center of the middle gore and then flaring prettily. The seams joining the front-gore and side-gores are terminated some distance from the top and the edges above are finished for plaquettes with pointed laps through which the skirt is closed with buttons and button-holes. The top of the skirt is finished with a belt. Two rows of machine-stitching give a neat


cloth in tan, brown, blue and gray may be selected for the costume and stitching and buttons will give it a satisfactory finish. Braiding is frequently seen on cycle suits, the fancy for braid decoration on tailor-made street costumes probably being responsible for its use on these suits.

A trim suit may be made after this design of mixed tan vigoureux. Black soutache braid silk may be coiled at hem-depth above the bottom of the skirt, and also over each seam of the jacket and upon the wrists. A chemisette and plaid silk band bow may be worn.

Pattern No. 1375 is in 9 sizes for ladies from 30 to 46 inches, bust measure. To make the costume for a lady of medium size, calls for 8 yards of



1375



1375

Front View.



1375

Back View.

LADIES' CYCLING COSTUME, CONSISTING OF A DOUBLE-BREADED ETON JACKET (THAT MAY BE MADE WITH OR WITHOUT A CENTER-FRONT SEAM), AND A SIX-GORED SKIRT THAT GIVES THE EFFECT OF A DIVIDED SKIRT AT THE BACK WHEN MOUNTED.

finish to the skirt, which may extend nearly to the ankles, or only to the shoe tops.


Cheviot, diagonal, covert cloth or any cycling

material 27 inches wide, or $6\frac{3}{8}$ yards 36 inches wide, or $5\frac{1}{2}$ yards 44 inches wide, or $3\frac{3}{8}$ yards 54 inches wide. Price of pattern, 35 cents.

LADIES' GORED DIVIDED CYCLING SKIRT, HAVING AN ADDED FRONT-GORE AND PLAITS AT THE BACK TO GIVE THE EFFECT OF A ROUND SKIRT WHEN STANDING. (TO EXTEND NEARLY TO THE ANKLES OR ONLY TO THE SHOE TOPS.)
No. 1367.—This admirably shaped cycling skirt


and many other woollens in firm weaves and also the durable fabrics that are made especially for cycling attire and come in shades of gray, tan, brown as well as in mixtures that do not readily show dust marks and are called dust colors. A Norfolk jacket or a shirt-waist with a blazer or Eton jacket may be worn with the skirt to complete a very natty suit. Braid is now used to some extent on cycling costumes.

The blazer fronts are fitted by single bust darts and the lower front corners are rounded gracefully. Under-arm and side-back gores and a curving center seam complete the adjustment, and coat-plaits and coat-laps give a stylish coat-like air. The neck is finished with a handsome shawl collar and the fronts may be closed with a button-hole and button just below the collar or they may be left open, as preferred. The two-seam sleeves fit the arm closely to well above the elbow and the fulness at the top is laid in three broad box-plaits.

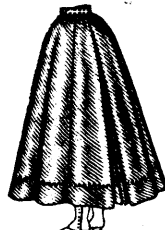


1367

Side-Front View.



1367



1367

Back View.

LADIES' GORED DIVIDED CYCLING SKIRT, HAVING AN ADDED FRONT-GORE AND PLAITS AT THE BACK TO GIVE THE EFFECT OF A ROUND SKIRT WHEN STANDING. (TO EXTEND NEARLY TO THE ANKLES OR ONLY TO THE SHOE TOPS.)


may extend nearly to the ankles or only to the shoe tops, both lengths being illustrated. It is here shown made of covert cloth and finished with stitching. The divided portions are joined by a center seam and each portion consists of a wide and narrow gore and falls in ripples below the hips. The side-front seams end below plackets, and an underlap is allowed on the back edge of each placket. The top of the skirt is drawn by slight gathers at the front and sides, and at the back two closely-lapped backward-turning plaits are laid at each side of the center seam. A front-gore gathered slightly at the top is stitched over the side-front seams and to the front edges of the placket, the gore concealing the division in front and the plaits falling close together at the back so that the effect of a round skirt is given when the wearer is standing. The plackets are closed with buttons and button-holes. The belt is closed at the center of the front and the band finishing the skirt between the plackets is buttoned to it. Each divided portion measures nearly two yards and five-eighths at the lower edge in the medium sizes.

The divided cycling skirt finds many admirers, its graceful appearance and thorough comfort when the wearer mounts her saddle gaining for it a lasting popularity. The addition of a front-gore as in this shape precludes the idea of immodesty which prevented many women from adopting the divided skirt until this improvement had been made. The artistic eye also approves the gore, as it adds much grace to the outlines. It is made of all materials used for wheeling attire, linen being used for Summer wear, as well as covert cloth, serge, cheviot, homespun, tweed

54 inches wide. Price of pattern, 30 cents.

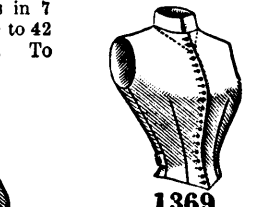
LADIES' CYCLING COSTUME, CONSISTING OF A BLAZER, A VEST (THAT MAY BE MADE WITH A HIGH OR SLIGHTLY LOW NECK) AND A THREE-PIECE SKIRT (THAT MAY EXTEND NEARLY TO THE ANKLES OR ONLY TO THE SHOE TOPS.)

No. 1369.—This cycling costume is stylish and thoroughly practical and is pictured developed in tan cloth and finished with machine-stitching. The skirt may be made in either of the lengths illustrated and the vest may be made with a high neck and a standing collar or with a slightly low neck and without a collar, for wear with a chemisette. The vest is made shapely by a curved center seam and single bust darts, and straps included in the under-arm seams are buckled together at the center of the back. The fronts are closed at the center with button-holes and buttons.




1369

Front View.



1369



1369



1369

Back View.

LADIES' CYCLING COSTUME, CONSISTING OF A BLAZER, A VEST (THAT MAY BE MADE WITH A HIGH OR SLIGHTLY LOW NECK) AND A THREE-PIECE SKIRT (THAT MAY EXTEND NEARLY TO THE ANKLES OR ONLY TO THE SHOE TOPS.)

make the costume for a lady of medium size, will require 8½ yards of material 27 inches wide. Price of pattern, 40 cents.

NOVEL WAIST DECORATIONS.

This page illustrates simple neck completions and elaborate decorations for waists as well, and conveys an excellent idea of the variety of effects possible in a limited wardrobe if several styles of linen and fancy collars be included among one's possessions.

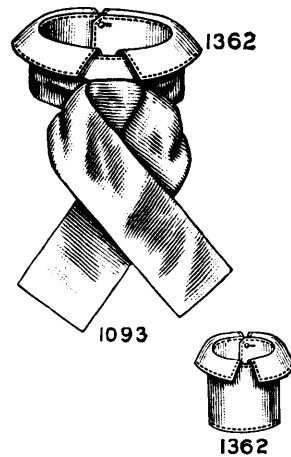
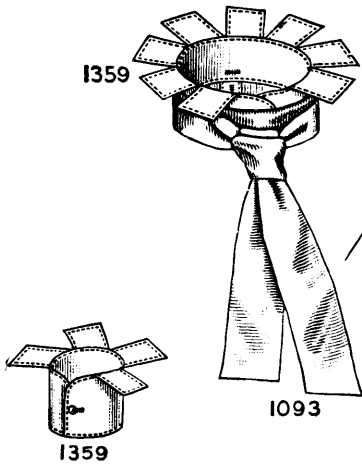
Black Liberty satin is pictured in the sailor collar shaped by pattern No. 1154. A frill of deep cream *point Venise* lace outlines the edges and short rows of insertion are applied at each side. A cream satin ribbon stock provides the neck finish. The pattern is in 3 sizes, small, medium and large and costs 10 cents.

The bolero collarette made of silk was copied after pattern No. 1368, in 3 sizes, small, medium and large, costing 10 cents. The collarette is in pointed yoke outline at the back and presents the grace-

with a tasteful decoration of black insertion and edging, and a black ribbon stock. The pattern also contains a collar shaped in scallops.

Green silk overlaid with black lace net was chosen for the tab collar made by pattern No. 1194, in 3 sizes, small, medium and large, costing 10 cts. It also contains a cuff to match this collar and a ripple collar and cuff. White appliqué lace and silk knife-plaitings form the decoration.

A collar with square tabs flaring from its upper edge may be made of linen by pattern No. 1359, the four-in-hand worn with it being cut from India silk by pattern No. 1093. The cuff matching the collar is also contained in pattern No. 1359, which is in 5 sizes from 12½ to 14½ collar sizes, and costs 10 cts. The tie pattern, No. 1093, is in 3 sizes, small, medium and large, and costs



ful rounding bolero outline at the front. Epaulettes cross the shoulders and the collar is covered by a stock above which rises a lace frill. Insertion, edging and ribbon bows are skilfully disposed for further ornamentation.

A simple but very charming fancy collar was made by pattern No. 1289, in 3 sizes, small, medium and large, and costing 10 cts. The collar is shaped in deep tabs all round. It is very effective as here made of white silk,

10 cts. It also includes the puff stock-tie shown with the collar made by pattern No. 1362. The latter pattern is in 5 sizes from 12½ to 14½ collar sizes, and costs 10 cts. Both the collar and cuff have a flaring section in "saucer" style.

The washable gown is pre-eminently important this season, when such textiles as lawn and Swiss are everywhere admired for their delightful airiness and fresh, cool appearance. The modes by which these Summer goods are made up partake of the grace and lightness of the fabrics themselves, and when a lavish allowance of fine laces and beautifully tinted ribbons is added

THE HOME DRESSMAKER.

shown, the material being white lawn and the trimming narrow black velvet ribbon and wide black silk ribbon, the latter forming a stock and belt. The skirt is seven-gored and is tuck-shirred across the sides, while the front-gore is smooth and the back is compactly gathered. Tuck-shirrings in the fronts and in the back of the waist accord with those in the skirt, and a group of tuck-shirrings appears in the sleeve at the outside of the arm, a butterfly effect at the top and flaring frill caps, together with wrist frills drooping below the lower edge, increasing the fanciful air. A frill of the lawn trimmed with ribbon is effectively placed just below the tuck-shirrings in the fronts, which close at the center. The pattern is No. 9219, price 40 cents.

FIGURE No. 3 Y.—LADIES' TOILETTE.—This dressy toilette was made of dark-blue foulard boldly figured in white and plain white surah by skirt pattern No. 8960, and basque-waist No. 9210, each costing 30 cents. The waist displays fronts laid in a box-plait at each side of drooping fulness above which is a pointed yoke. The eight-gored skirt has a narrow front-gore and may be gathered or plaited at the back.

FIGURE No. 4 Y.—LADIES' TENNIS SUIT.—A dotted Swiss shirt-waist, a six-piece skirt of Marseilles and a bolero jacket of blue cloth with lapel facings of white silk compose this suit for tennis and like uses. The graceful lines of the skirt, which has a straight back-breadth and the stylish sleeves, shapely collar and well-rounded fronts of the bolero give a pleasing effect. The shirt-waist has a yoke tucked above a box-plaited back and full fronts



FIGURE No. 12 Y.—LADIES' RUSSIAN BASQUE-WAIST.—(Cut by pattern No. 9213; 7 sizes; 30 to 42 inches, bust measure; price 30 cents.)



FIGURE No. 3 Y.—LADIES' TOILETTE.—(Cut by pattern No. 9219; 7 sizes; 30 to 42 inches, bust measure; price 40 cents.)



FIGURE No. 3 Y.—LADIES' TOILETTE.—(Cut by Basque-Waist Pattern No. 9210; 7 sizes; 30 to 42 inches, bust measure; price 30 cents; and Skirt Pattern No. 8960; 9 sizes; 20 to 36 inches, waist measure; price 30 cents.) fronts droop in blouse fashion. Gathered sleeves, smooth from above the elbow to the wrist, complete the blouse. The skirt is five-gored and is shaped on up-to-date lines, and buttons give the finishing touch to the costume, which is made according to pattern No. 9145, price 40 cents.

FIGURE No. 2 Y.—LADIES' COSTUME.—A charming costume in black and white is here

FIGURE No. 4 Y.—LADIES' TENNIS SUIT.—(Cut by Shirt-Waist Pattern No. 9014; 9 sizes; 30 to 46 inches, bust measure; price 25 cents; Bolero Jacket Pattern No. 1333; 8 sizes; 30 to 44 inches, bust measure; price 25 cents; and Skirt Pattern No. 9034; 9 sizes; 20 to 36 inches, waist measure; price 30 cents.)

by a skilful hand the result is exceedingly attractive and seasonable.

FIGURE No. 12 Y.—LADIES' RUSSIAN BASQUE-WAIST.—Dark-green silk decorated with knife-plaited green-and-yellow taffeta ribbon and all-over Irish point lace is pictured in this waist. A full Pompadour yoke is an attractive feature and the front shows fulness in the lower part puffing prettily while the fulness in the back is drawn down tightly. The girde is pointed in bodice style at the back and gathered at the ends, which are secured at the left side of the front, where the waist closes. The sleeves are in mousquetaire style, pointed at the wrist and having puffs and frill caps at the top. Pattern No. 9213, which costs 30 cents, was used in the making.

FIGURE No. 1 Y.—LADIES' YACHTING COSTUME.—White and navy-blue flannel, with decorations in gold and black contributed by braid and buttons, together with a black belt having a gilt buckle, make up this natty suit. At the front is a narrow shield framed more than half-way by the broad, shapely ends of a sailor collar. At each side of the shield the



FIGURE No. 1 Y.—LADIES' YACHTING COSTUME.—(Cut by Pattern No. 9145; 7 sizes; 30 to 43 inches, bust measure; price 40 cents.)

that close through a box-plait; it was made by pattern No. 9014, price 25 cts. The remaining patterns are bolero jacket No. 1333, price 25 cents, and skirt No. 9034, costing 30 cents.

STYLES FOR
MISSSES, GIRLS, LITTLE FOLKS, ETC.

FIGURE No. 99 B.—MISSSES' AFTERNOON TOILETTE.

FIGURE No. 99 B.—This consists of a Misses' basque-waist and skirt. The basque-waist pattern, which is No. 9190 and costs 20 cents, is in 5 sizes for misses from 12 to 16 years of age, and is shown again on page 30. The skirt pattern, which is No. 9216 and costs 25 cts., is in 7 sizes for misses from 10 to 16 years old, and may be seen again on page 31.

The toilette is in good taste for a variety of dressy occasions. It is here shown made of Summer silk in dark and light shades of green, the dark silk being covered with lace net. The trimming of lace edging and narrow green velvet ribbon is exquisitely dainty. The skirt, comprising seven gores, falls in flutes at the sides and may be gathered or plaited at the back.

The pretty waist is closed at the left side and




FIGURE No. 99 B.—This illustrates MISSSES' AFTERNOON TOILETTE.—The patterns are Misses' Basque-Waist No. 9190, price 20 cents; and Skirt No. 9216, price 25 cents.

is made over a lining that is closed in front. A full yoke appears above the full front and full back, which are turned under and shirred near the top to form a frill heading, the fulness being

drawn well toward the center at the bottom. The puff section forming the outside of the standing collar is of lace net and a frill of lace rises from the top of the collar. The close-fitting sleeves display mushroom puffs and ribbon bows and folded bands of lace net afford a dainty finish for the wrists. A deep, plaited girde gives additional dressiness.

Challis, organdy, lawn, Swiss, grass linen,

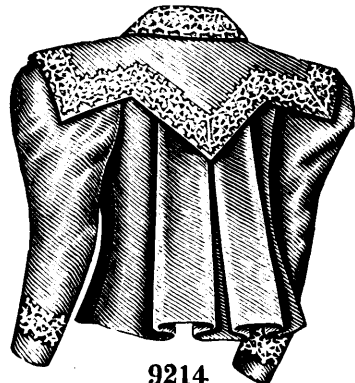


9214

Front View.



9214



9214

Back View.

MISSSES' EMPIRE JACKET.

grenadine, etc., over a tinted lining are exceedingly dainty made up in this way and lace and ribbon are always tasteful garnitures. Malines and flowers decorate the straw hat.

MISSSES' EMPIRE JACKET.

No. 9214.—A charming jacket in the popular Empire style is here depicted made of brown broadcloth and trimmed with écu lace insertion. The upper part of the jacket is a square yoke, which closes at the front with buttons and button-holes, and the full fronts and full back are joined together in under-arm seams and laid in a box-plait at each side of the closing and at each side of the center of the back, the plaits rolling and flaring stylishly toward the bottom. The one-seam sleeves are gathered at the top to puff out in accordance with the present style. A fancy pointed collar with slightly flaring ends is a becoming adjunct of the jacket and the neck is completed with a turn-down collar.

This style of jacket is in high favor and may be satisfactorily developed in broadcloth,

shoulder and under-arm seams and the closing is made invisibly at the back. The full front and full backs extend to within round yoke depth of the neck on the lining and are gathered at the top and bottom, the front puffing out prettily; and the lining is faced at the top to have the effect of a round yoke. The dress may be made with a high or low neck, a standing collar covered with a wrinkled ribbon that is prettily bowed at the back completing the high neck. A fancy Bertha in two sections, that are apart at the front but meet and flare at the back, falls square at the front

and back and ripples prettily below the shoulders, where it shapes deep points over mushroom puffs on the coat-shaped sleeves. The sleeves may be made in elbow or full length, as preferred. The straight, full skirt is deeply hemmed at the bottom, gathered at the top and joined to the skirt. Ribbon bows with long ends are tacked to the




9206



9206

Front View.



9206

Back View.

GIRLS' DRESS. (TO BE MADE WITH A HIGH OR LOW NECK AND WITH FULL-LENGTH OR ELBOW PUFF SLEEVES.)

cheviot, lady's-cloth, diagonal, etc., with lace insertion, gimp, fancy braid and narrow ribbon for ornamentation.

Pattern No. 9214 is in 7 sizes for misses from 10 to 16 years of age. For a miss of 12 years, the jacket needs 4 yards of material 27 inches wide. Price of pattern, 25 cents.

bottom of the waist at each side of the front.

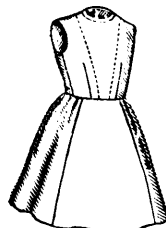
The dress may be developed in silk, challis, cashmere, lawn, batiste, etc., and daintily trimmed with lace, embroidery, ribbon, braid and gimp.

Pattern No. 9206 is in 8 sizes for girls from 5 to 12 years old. To make the dress for a girl of 8 years, requires 6 yards of material 22 inches wide. Price of pattern, 25 cents.


GIRLS' SAILOR COSTUME.

No. 9202.—Another view of this costume is given at figure No. 105 B on page 31.

The popular sailor costume is here pictured made of blue and white flannel. The skirt is in two pieces—a front-gore and a wide, straight section that is gathered at the top. It is deeply hemmed at the bottom and sewed to a sleeveless, high-necked waist of lining that is fitted by single bust darts and shoulder and under-arm seams and closed at the back. The waist is



9202



9202

Front View.



9202

Back View.

GIRLS' SAILOR COSTUME.

faced with white flannel in shield effect and ornamented with an embroidered emblem; and the neck is finished with a cording of the white flannel.

The blouse has a seamless front and back, being simply shaped by shoulder and under-arm seams and made to slip on over the head. The front is cut out to disclose the shield facing on the under-waist, and the lower edge of the blouse is turned under for a hem in which an elastic is run to draw it snugly about the waist and permit the blouse to droop in the usual style. The large sailor-collar falls deep and square at the back and its tapering ends meet at the bottom of the V opening in the front. The bishop sleeves

GIRLS' SAILOR COSTUME.

No. 9208.—This sailor costume is commended for general outing wear; it is pictured made of blue and white flannel and decorated with an embroidered anchor and blue and white braid in two widths. The full skirt is deeply hemmed at the bottom, gathered at the top and joined to a sleeveless under-waist that is fitted by single bust darts and shoulder and under-arm seams and closed at the back.

The blouse is shaped by shoulder and under-arm seams and its lower edge is drawn in about the waist by an elastic in the hem. The fronts open in V shape, showing the facing on the under-waist, and a sailor collar, that is prettily curved at the lower edge at the back, has broad, curved ends meeting at the top of the closing. The full sleeves are gathered at the top and bottom.


Pattern No. 9208 is in 9 sizes for girls from 4 to 12 years old. For a girl of 8 years, the costume needs $3\frac{3}{8}$ yards of light, with 1 yard of dark flannel 40 ins. wide. Price of pattern, 25 cts.

GIRLS' JACKET, WITH FLY FRONT. (KNOWN AS THE COVERT COAT.)

No. 9186.—This jaunty jacket is also known as the covert coat. It is pictured made of white serge and has a tailor finish of machine-stitching. The loose fronts lap widely and close with buttons and button-holes in a fly and above the closing they are reversed in lapels that form narrow notches with a rolling coat-collar. A center seam and side-back gores render the back and sides close-fitting and coat-laps and coat-plaits add to the coat-like appearance. The two-seam sleeves are gathered at the top and stand out moderately.

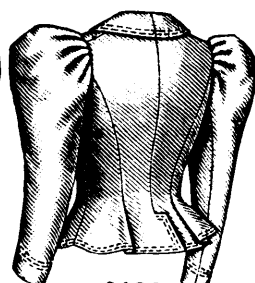
Pattern No. 9186 is in 8 sizes for girls from 5 to 12 years of age. To make the jacket for a girl of 8 years, needs $2\frac{1}{4}$ yards of goods 27 inches wide. Price of pattern, 20 cents.

FIGURE No. 103 B.—GIRLS' AFTER-NOON DRESS.
FIGURE No. 103 B.—This illustrates a



9186

Front View.



9186

Back View.

GIRLS' JACKET, WITH FLY FRONT. (KNOWN AS THE COVERT COAT.)

at the top with a frill of lace edging, and the close sleeves have short puffs at the top. Stylish Bertha sections, that come near together at the back and are wide apart at the front, fall in handsome points and ripples over the puffs. The straight, full skirt, which is deeply hemmed at the bottom and gathered at the top, is sewed to the waist, and ribbon bows are tacked over the joining at each side of the fullness in the front. The dress may be made with a low neck and




FIGURE No. 103 B.—This illustrates GIRLS' AFTERNOON DRESS.—The pattern is No. 9206, price 25 cents.



9208

Front View



9208



9208

Back View.

GIRLS' SAILOR COSTUME.

are gathered at the top and bottom and arranged over coat-shaped linings, which are faced in round cuff style with the white flannel.

Pattern No. 9202 is in 9 sizes for girls from 4 to 12 years old. To make the garment for a girl of 8 years, needs $5\frac{1}{2}$ yard of light, with $3\frac{3}{8}$ yards of dark dress goods, each 40 inches wide. Price of pattern, 25 cents.

Girls' dress. The pattern, which is No. 9206 and costs 25 cents, is in 8 sizes for girls from 5 to 12 years of age, and may be seen in three views on page 26.

Figured and plain lavender lawn and all-over embroidery are here united in this frock and ribbon and lace edging are effectively arranged as decoration. The full front and full backs are

elbow puff sleeves, this arrangement making it appropriate for party wear.

The sailor hat is trimmed with ribbon and flowers.

FIGURE No. 101 B.—MISSSES' SHIRRED WAIST.

FIGURE No. 101 B.—This illustrates a Misses' shirred waist. The pattern, which is No. 9220 and costs 20 cents, is in 7 sizes for misses from 10 to 16 years of age, and may be seen in three views on page 31.

This waist is here pictured made of figured heliotrope silk, with a stock and belt of darker heliotrope ribbon, lace edging at the wrists giving it a dainty finishing touch. It is closed at the back. The shirrings are made to round-yoke depth, and the fullness below is drawn to the center at the waist. The full sleeves are shirred to form frills at the wrists.

The waist is a pleasing mode for cashmere, French flannel, challis, India or China silk, organdy or any of the fine wash fabrics. Beading or baby ribbon laid over the shirrings would be effective as decoration in conjunction with lace edging.

LITTLE GIRLS' SAILOR COSTUME.

No. 9221.—This natty costume is shown differently developed at figure No. 106 B on page 30.

Red and white flannel are here combined in the stylish costume, which is comfortable for school, mountain, seashore, travelling and general wear. The straight, full skirt is deeply hemmed at the bottom and the top is gathered and joined to a high-necked, sleeveless under-waist that is fitted by shoulder and under-arm seams and closed at the back. A shield-shaped facing is applied on the front of the under-waist and decorated with evenly-spaced cross-rows of narrow red braid. A braid-trimmed standing collar is at the neck.

The blouse is fitted by shoulder and under-arm seams and is closed at the front with buttons and button-holes, above which the fronts flare toward the shoulders, revealing the facing on the under-waist in shield effect. The lower edge of the blouse is drawn closely about the waist by an elastic inserted in the hem and the blouse droops in the customary sailor-blouse style. The sailor collar falls deep and square at the back and has broad ends meeting at the closing. The full sleeves are gathered at the top and




9221



9221

Front View.



9221

Back View.

LITTLE GIRLS' SAILOR COSTUME.

bottom and completed with deep round cuffs that are trimmed to match the shield facing. Rows of braid follow the edges of the sailor col-

lar and encircle the skirt above the hem; and anchors are embroidered in the corners of the sailor collar.

Flannel and serge are the most satisfactory materials for this costume, although washable fabrics like grass linen, plain or fancy piqué, chambray, cotton cheviot, etc., may be chosen.

Pattern No. 9221 is in 6 sizes for little girls from 2 to 7 years old. To make the costume for a girl of 4 years, requires 2 1/2 yards of dark with 5/8 yard of





FIGURE No. 101 B.—This illustrates MISSSES' SHIRRED WAIST.—The pattern is No. 9220, price 20 cents.


handsome shade of wood brown was used for making this jacket, which is in Empire style, and wide and narrow braid is effective at the wrists and on the collar. The jacket is fitted by shoulder and under-arm seams, and the back, which is made with a square yoke, is shaped in circular style to hang in deep flutes at the center. The fronts lap and close in double-breasted style with buttons and button-holes and the neck is shaped low at the front to accommodate the rounding ends of the broad sailor-collar, which laps with the fronts and falls deep and square at the back. The one-seam sleeves are gathered at the top and puff out stylishly.

Diagonal, cheviot, kersey, broad-cloth, lady's-cloth and flannel in blue, brown, red, gray or green are suitable materials for jackets of this style, which may be trimmed with fancy or plain braid or given a more simple finish of machine-stitching. An attractive little jacket was made like this of green cloth; smoked pearl buttons were used for the closing and black braid was applied in a vermicelli design on the collar and in pointed cuff outline on the sleeves. A red jacket could be similarly decorated with pleasing result.

Pattern No. 9211 is in 8 sizes for girls from 5 to 12 years old. For a girl of 8 years, the jacket needs 3 yards of goods 27 inches wide. Price of pattern, 20 cents.




9211



9211

Front View.



9211

Back View.


GIRLS' EMPIRE JACKET.

light flannel 40 inches wide. Price of pattern, 20 cents.

GIRLS' EMPIRE JACKET.

No. 9211.—Cloth in a

cording of the silk. A double box-plait is arranged at the center of the front and back, the plaits appearing in Watteau effect between short square-cornered jacket-portions that are fitted by shoulder and under-arm seams. Pointed sleeve-caps that are gathered at the top are sewed to the arms'-eyes of the jacket and stand out stylishly over the dress sleeves, which may be made in full length or in elbow length, being finished with bands in the latter instance. The puffs are gathered at the top and bottom and double shirred midway between to form double puffs. The neck of the dress is in rounding outline and is completed with a ruching of lace. The arrangement



9191

Front View.



9191

Back View.

GIRLS' DRESS. (TO BE MADE WITH FULL-LENGTH PUFF-SLEEVES OR WITH ELBOW PUFF-SLEEVES WITH A BAND.)

of lace insertion and ribbon as decoration is very effective.

A charming little dress was made up in this style of delicate buff silk; the jacket and sleeve caps were of cream lace insertion alternating with rows of black velvet ribbon. Cream lace edging and black velvet ribbon rosettes and loop-bows with long ends, also of the black velvet ribbon, contributed the decoration. The long bows were set at each side of the front and their ends reached the hem of the dress. Swiss, organdy, India lawn, dimity, etc., are pretty materials for developing this dress, and lace, embroidery and ribbon may be selected for garniture.

Pattern No. 9191 is in 8 sizes for girls from 2 to 9 years of age. To make the dress for a girl of 4 years, calls for 4 3/4 yards of goods 22 inches wide. Price of pattern, 20 cents.

FIGURE No. 104 B.—GIRLS' PARTY DRESS.

FIGURE No. 104 B.—This illustrates a Girls' dress. The pattern, which is No. 9199 and costs 25 cents, is in 8 sizes for girls from 5 to 12 years of age, and may be seen again on this page.

White lawn, with a decoration of lace insertion and edging and pink ribbons, is here shown in this graceful dress. The skirt, which is sewed to the waist, consists of a deep Spanish flounce joined to a circular yoke, the flounce being finished to form a frill heading. The round-necked waist displays a shallow round yoke above a full front and full backs that have their fulness taken up in groups of small tucks at the top and in gathers at the bottom, the front drooping in

The skirt, which is joined to the waist, consists of a smooth circular yoke and a Spanish flounce that is deeply hemmed at the bottom and turned under and shirred at the top to form a frill heading. A sash of ribbon is worn about the waist and tied in a bow with long ends at the back.

Pattern No. 9199 is in 8 sizes for girls from 5 to 12 years old. For a girl of 8 years, the dress needs 4 yards of material 22 inches wide, with $\frac{1}{4}$ yard of lace net 27 inches wide to cover the body yoke. Price of pattern, 25 cents.

MISSES' COSTUME, WITH FOUR-GORED SKIRT.

No. 9182.—This graceful costume is illustrated made of figured challis combined with plain taffeta silk. The waist is made over a lining that is fitted by single bust darts, under-arm and side-back gores and a center seam and closed in front.

A full vest arranged over a smooth lining is sewed to position at one side and secured with hooks and loops at the other; it is gathered at the neck and triple-shirred at the bottom and the neck and triple-shirred at the bottom and puffs out stylishly between the fronts, which are smooth at the top, but have fulness at the bottom collected in three rows of shirring. Under-arm gores give a smooth effect at the sides and the back fits smoothly at the top but has fulness at

Taffeta ribbon arranged in outstanding loops at the back covers the high standing collar. Stylish puffs are arranged on the coat-shaped sleeves, which are ornamented at the wrists with a row of lace insertion.

The four-gored skirt is gathered at the back and is smooth-fitting at the top across the front and sides; it ripples below the hips and flares moderately toward the bottom, where it measures



FIGURE No. 104 B.—This illustrates GIRLS' PARTY DRESS.—The pattern is No. 9199, price 25 cents.

blouse style. The short puff sleeves are finished with bands and the waist is closed at the back.

GIRLS' DRESS, WITH SKIRT, CONSISTING OF A SPANISH FLOUNCE JOINED TO A CIRCULAR YOKE.

No. 9199.—At figure No. 104 B on this page, this dress is again represented.

This attractive little dress will be charming for party or dressy afternoon wear as here illustrated made of silk and lace net and trimmed with ribbon and lace edging and insertion. The waist is made over a lining that is fitted by single bust darts and shoulder and under-arm seams and the closing is made at the back with buttons and button-holes. The waist has a slightly low round neck and is made with a shallow round yoke, to which the full fronts and full backs are joined. The fulness in the front and back is arranged in clusters of vertical tucks at the top and in gathers at the bottom and the front droops with graceful blouse effect. The short puff sleeves are made over smooth linings and finished with bands.



9199

Front View.



9199

Back View.

GIRLS' DRESS, WITH SKIRT, CONSISTING OF A SPANISH FLOUNCE JOINED TO A CIRCULAR YOKE.

two yards and three-fourths in the middle sizes. It is completed with a belt and a removable belt of the material overlaid with a row of insertion is closed at the left side of the front under a stylish bow of ribbon.

Light-weight cashmere, nun's-veiling, canvas, grenadine and challis combined with moiré or taffeta silk will make a charming dress of this style and braid, ribbon and lace insertion will trim it.



9182

Front View.



9182

Back View.

MISSES' COSTUME, WITH FOUR-GORED SKIRT.

the bottom drawn well to the center by three short rows of shirring. The broad ends of the triple-pointed sailor-collar are joined to the front edges of the fronts and the edges of the collar are followed by a row of handsome lace insertion.

Pattern No. 9182 is in 5 sizes for misses from 12 to 16 years old. For a miss of 12 years, the costume calls for $5\frac{3}{4}$ yards of figured challis 30 inches wide, with $\frac{1}{2}$ yard of plain silk 20 inches wide. Price of pattern, 35 cents.

FIGURE No. 106 B.—LITTLE GIRLS' SAILOR COSTUME.

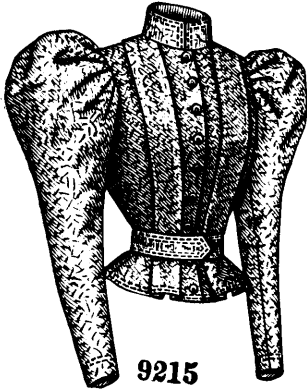
FIGURE No. 106 B.—This illustrates a Little Girls' costume. The pattern, which is No. 9221 and costs 20 cents, is in 6 sizes for little girls from 2 to 7 years of age, and may be seen again on page 28.

Brown and white linen are here tastefully united in this sailor costume and brown and white braid provide the decoration. The blouse is shaped by the usual shoulder and under-arm seams and an elastic is inserted in a hem at the



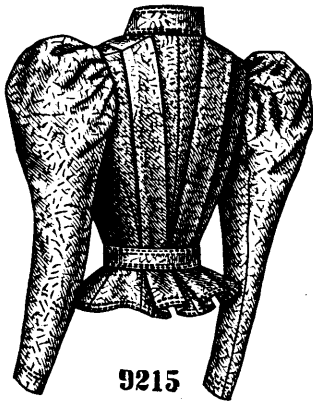
9215

lower edge to draw the edge close to the waist, the blouse drooping in the customary sailor-blouse style. The fronts of the blouse separate with a flare toward the shoulders above the closing, revealing a shield-shaped, braid-trimmed facing on the under-waist, to which the



9215

Front View.



9215

Back View.

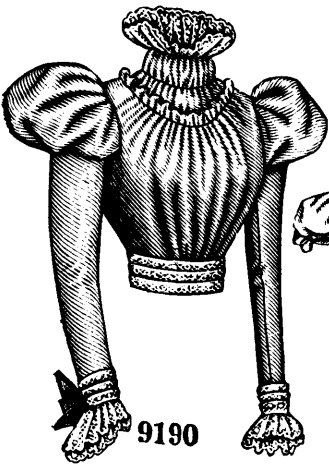
MISSES' BOX-PLAITED BASQUE. (TO BE MADE WITH OR WITHOUT FITTED BODY-LINING AND WITH A HIGH NECK AND STANDING COLLAR OR WITH AN OPEN NECK AND NOTCHED COLLAR.) KNOWN AS THE NORFOLK JACKET.

gathered skirt is joined. The neck of the blouse is finished with a sailor collar that has broad ends. The full sleeves are finished with braid-trimmed round cuffs. The skirt is deeply hemmed at the bottom and the under-waist is sleeveless and is finished with a standing collar.

The brim of the sailor hat flares becomingly off the face.

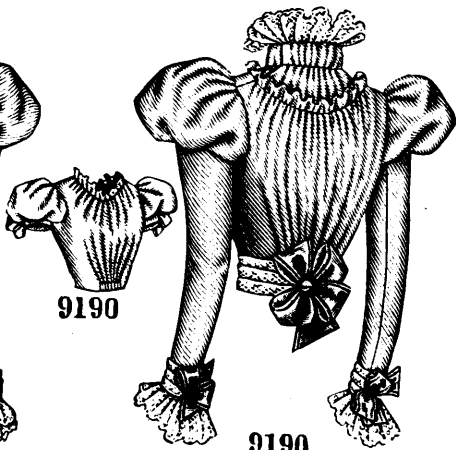
MISSES' BASQUE-WAIST, CLOSED AT THE LEFT SIDE. (TO BE MADE WITH A HIGH OR LOW NECK AND WITH FULL-LENGTH SLEEVES OR SHORT PUFF SLEEVES WITH A BAND.)

No. 9190.—At figure No. 99 B on page 26 this basque-waist may be seen differently made up.



9190

Front View.



9190

9190

Back View.

MISSES' BASQUE-WAIST, CLOSED AT THE LEFT SIDE. (TO BE MADE WITH A HIGH OR LOW NECK AND WITH FULL-LENGTH SLEEVES OR SHORT PUFF SLEEVES WITH A BAND.)

This dressy basque-waist is here represented made of soft woollen dress goods combined with satin overlaid with lace net. The waist is made

over a lining that is fitted by single bust darts and the usual seams and is closed at the center of the front. A full pointed yoke gathered at the top and bottom appears above a full front and full back, which are turned under at the top and gathered to form a frill heading, the fullness being drawn to the center by two rows of shirring at the bottom. The full front is arranged on a lining front fitted by single bust darts and the closing is made along the left shoulder and under-arm seams. The waist is encircled by a folded girdle of satin covered with lace net and closed at the back under a stylish ribbon bow. The outside of the standing collar is gathered at the top and bottom to have the effect of a puff and the collar is closed at the left side, a graduated frill of lace rising

above it. The coat-shaped sleeves have mushroom puffs arranged over them at the top; they may be cut off at the bottom of the puff and finished with bands, if short sleeves be desired, or they may be in full length decorated as illustrated. For evening wear the waist may be made with a low neck.

Pattern No. 9190 is in 5 sizes for misses from 12 to 16 years old. For a miss of 12 years, the high-necked waist with girdle requires 4 1/4 yards of goods 22 inches wide. The low-necked waist without the girdle needs 2 yards of material 22 inches wide. Price of pattern, 20 cents.


MISSES' BOX-PLAITED BASQUE. (TO BE MADE WITH OR WITHOUT FITTED BODY-LINING AND WITH A HIGH NECK AND STANDING COLLAR OR WITH AN OPEN NECK AND NOTCHED COLLAR.) KNOWN AS THE NORFOLK JACKET.

No. 9215.—The box-plaited basque or Norfolk jacket is here illustrated made of mixed cheviot and finished with machine-stitching. A lining fitted by single bust darts and the usual seams gives a trim appearance to the basque, but the use of the lining is optional. Under-arm gores separate the fronts from the back and a box-plait is laid in the back at each side of the center seam and in the fronts at each side of the closing, which is made with buttons and button-holes at the center. The plaits are sewed along their underfolds to the waist, below which they flare

to give a pretty effect in the skirt and under the plait in each front is a bust dart that gives a desirable shapeliness to the waist. The gathered two-seam sleeves stand out stylishly at the top and fit the arm closely below. The neck may be high and completed with a standing collar or it may be cut slightly low in front and finished with a notched collar for wear with a chemisette. A belt of the material is worn.

Pattern No. 9215 is in 5 sizes for misses from 12 to 16 years old. For a miss of 12 years, the basque requires 3 1/4 yards of goods 27 inches wide. Price of pattern, 25 cents.

LITTLE GIRLS' DRESS. (TO BE MADE WITH BISHOP SLEEVES OR SHORT PUFF SLEEVES.) No. 9217.—This dress is represented differ-



9217

Front View.

9217

Back View.

LITTLE GIRLS' DRESS. (TO BE MADE WITH BISHOP SLEEVES OR SHORT PUFF SLEEVES.)

ently made up at figure No. 107 B on page 33.

A very dainty dress is here pictured made of nainsook, fancy tucking and embroidered edging. The upper part of the dress is a pointed Pompadour yoke, to which the full skirt is joined after being gathered across the top. The skirt is prettily finished at the bottom with a deep hem-stitched hem. A frill of embroidered edging that is deepest over the shoulders to have the effect of caps follows the lower edge of the yoke, giving quite a dressy touch. The neck is completed with a standing frill of narrow edging set on under a feather-stitched band. The dress may be made with bishop or short puff sleeves, both styles being finished with bands trimmed with edging.



FIGURE No. 106 B.—This illustrates LITTLE GIRLS' SAILOR COSTUME.—The pattern is No. 9221, price 20 cents.

Pattern No. 9217 is in 7 sizes for little girls from 1/2 to 6 years of age. For a girl of 4 years, the dress requires 2 3/8 yards of nainsook 36 inches wide, with 1/4 yard of fancy tucking 27 inches wide, and 2 1/8 yards of edging 5 1/4 inches wide. Price of pattern, 20 cents.

FIGURE NO. 105 B.—GIRLS' SAILOR COSTUME.
FIGURE NO. 105 B.—This illustrates a Girls'



FIGURE NO. 105 B.—This illustrates GIRLS' SAILOR COSTUME.—
The pattern is No. 9202, price 25 cents.

in straight or coiled rows to brighten the effect. The straw sailor-hat is banded with dark-blue ribbon that flows in streamers at the back.


MISSES' SHIRRED WAIST. (TO BE MADE WITH OR WITHOUT FITTED LINING.)

No. 9220.—Another view of this waist is given at figure No. 101 B on page 28.

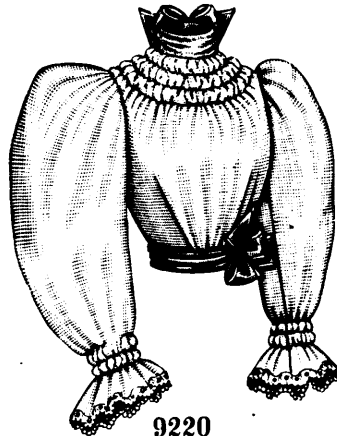
White lawn was here used for the waist, and a stock and belt of cherry-colored ribbon enhance the dainty effect. The full front and

be used, with edging to match and ribbon of a becoming color.

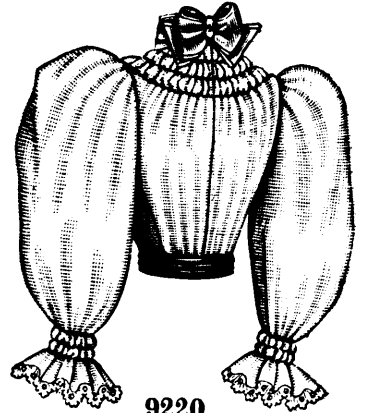
Pattern No. 9220 is in 7 sizes for misses from 10 to 16 years old. For a miss of 12 years, the waist requires $3\frac{5}{8}$ yards of goods 22 inches wide. Price of pattern, 20 cents.



MISSES' SEVEN-GORED SKIRT. (TO BE GATHERED OR PLAITED AT THE BACK.)
No. 9216.—At figure No.



9220
Front View.



9220
Back View.

MISSES' SHIRRED WAIST. (TO BE MADE WITH OR WITHOUT FITTED LINING.)

full backs, which are separated by under-arm gores, are shirred all round at the top to round-yoke depth and the fulness is drawn to the center at the waist by shirings. The waist may be made with or without a fitted lining, as preferred. The collar is in standing style, with a stock of the bright ribbon. The sleeves may be made with or without coat-shaped linings; and they are gathered at the top and shirred at the wrists, where they may be finished to form frills or in cuff effect, as illustrated.

There is unlimited variety in the materials suitable for waists of this style. Soft woollens, such as

99 B on page 26 this skirt is again represented. This graceful skirt is here represented made of fancy mohair. It comprises seven gores—a front-gore, two gores at each side and two back-gores. The front-gore and side-gores fit smoothly at the top and the back-gores may be plaited or gathered, as preferred. The skirt breaks into shallow ripples below the hips and into deep rolling flute folds at the back. At the lower edge the skirt measures about three yards and three-eighths round in the middle sizes.

The skirt may be trimmed with bands of velvet ribbon, embroidery or insertion, and on such materials as dimity, organdy and goods of like weave the effect will be extremely pleasing. Heavier goods like serge, mohair, cheviot, etc., need not necessarily be decorated unless a very dressy appearance is sought.

Pattern No 9216 is in 7 sizes for misses from


costume. The pattern, which is No. 9202 and costs 25 cents, is in 9 sizes for girls from 4 to 12 years old, and is shown again on page 27.

This is a very attractive sailor costume, for which a combination of navy-blue and white serge was here chosen. The costume has a becomingly full skirt made with a front-gore and joined to a plain sleeveless waist that is finished with a cording at the neck and faced in shield effect where it appears in the open neck of the drooping sailor blouse. A large sailor-collar with tapering ends that meet at the bottom of the open neck under a ribbon bow is a handsome accessory of the blouse, which slips over the head, and droops in the regular way, an elastic in a hem drawing the edge closely about the waist. The full bishop sleeves have close coat-shaped linings that are faced in cuff effect. An anchor is embroidered on the shield facing and white braid on the blue serge and blue braid on the white effectively complete the decoration.

Sailor costumes are frequently chosen for general wear, as well as for special outing purposes. A single material can be used if braid is added

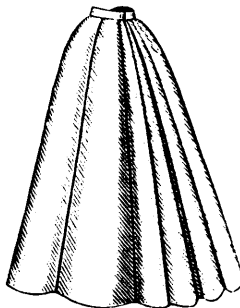
challis and cashmere, as well as silk and Swiss, dimity, organdy and linen batiste, are adaptable to the mode and for decoration lace bands may

10 to 16 years old. To make the garment for a miss of 12 years, needs $4\frac{1}{4}$ yards of material 22 inches wide. Price of pattern, 25 cents



9216

Side-Front View.



9216



9216

Side-Back View.

MISSES' SEVEN-GORED SKIRT. (TO BE GATHERED OR PLAITED AT THE BACK.)

FIGURE No. 102 B.—MISSES' BOX-PLAILED SHIRT-WAIST.

FIGURE No. 102 B.—This illustrates a Misses' shirt-waist. The pattern, which is No. 9209 and costs 20 cents, is in 5 sizes for misses from 12 to 16




FIGURE No. 102 B.—This illustrates Misses' Box-Plailed Shirt-Waist.—The pattern is No. 9209, price 20 cents.

years of age, and may be seen in four views on page 33.

Cotton chevot is here shown in the shirt-waist, which has a removable turn-down collar of white linen. A plaid silk tie is prettily bowed. Under-arm gores separate the fronts from the back and three box-plaits are laid in the back and three in the front, the closing being made through the center plait in front with studs. The upper part of the back is a bias pointed yoke shaped by a center seam. The cuffs of the stylish shirt sleeves are closed with link buttons. A silk belt fastened with a fancy buckle is worn.

The variety of materials appropriate for shirt-waists is almost perplexing, but the use of organdy, dimity, silk, batiste and linen is so universal and satisfactory that an adherence to these



1372 Front View. 1372 Back View. MISSES' VEST, WITH FULL FRONT.

fabrics is advised for the stylish development of waists of this kind. White linen collars permitting the use of stocks and ribbons wrinkled about the neck in stock fashion are favored.

The hat is of light fancy straw trimmed with Liberty silk and flowers.

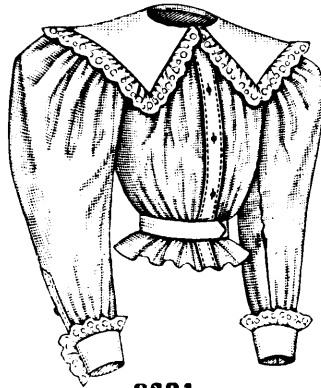
MISSES' VEST, WITH FULL FRONT.

No. 1372.—To wear with open-front jackets this style of full vest is exceedingly becoming. Taffeta silk was here chosen for the vest, which is prettily decorated with clustered cross-rows of baby ribbon; and a ribbon stock covers the standing collar, from which a graduated frill of lace edging rises with dainty effect. The front has pretty fullness at the center collected in gathers at the top and bottom; it puffs out in a stylish way and is arranged on a lining fitted by single

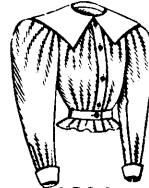
shirt-waist requires $3\frac{3}{4}$ yards of material 22 inches wide. Price of pattern, 20 cents.

MISSES' SPENCER WAIST. (TO BE MADE WITH FULL-LENGTH OR THREE-QUARTER LENGTH SLEEVES AND WITH OR WITHOUT FITTED BODY-LINING.)

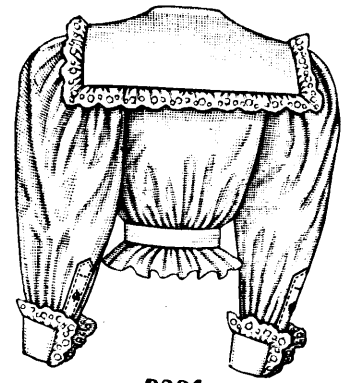
No. 9192.—This Spencer waist, which may be made with full-length or three-quarter length sleeves and with or without the fitted lining, is pictured made of challis and decorated with in-



9201 Front View.



9201



9201

Back View.

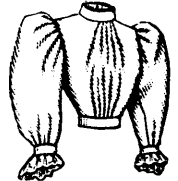
MISSES' BLOUSE SHIRT-WAIST.

bust darts. The vest is closed at the center of the back with button-holes and buttons, and about its lower edge is arranged a crush girdle of silk that is closed at the left side, the girdle being very effective when the vest is worn with short jackets.

Pretty silk, mousseline de soie, chiffon or any soft, yielding fabric of becoming color effectively decorated will answer for a vest of this style.

Pattern No. 1372 is in 5 sizes for misses from 12 to 16 years old. To make the vest for a miss of 12 years, needs $1\frac{3}{8}$ yard of material 22 inches wide, with $\frac{7}{8}$ yard of lace edging $3\frac{3}{4}$ inches wide for the collar frill. Price of pattern, 15 cents.

sertion, lace edging and ribbon. The full front joins the full backs in shoulder and under-arm seams and the fullness is drawn well to the center by gathers at the neck and lower edges. The lining is fitted by single bust darts and the usual seams and the closing is made at the center of the back. A frill of lace edging rises from the top of the standing collar, which is surrounded by a ribbon stock bowed at the back. Inset-



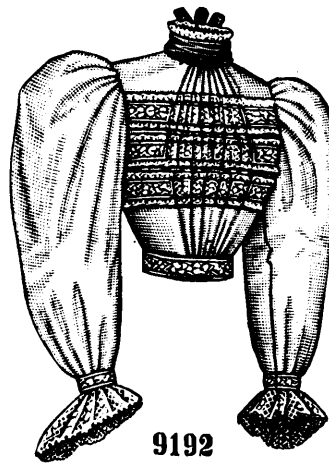
9192

MISSES' BLOUSE SHIRT-WAIST.

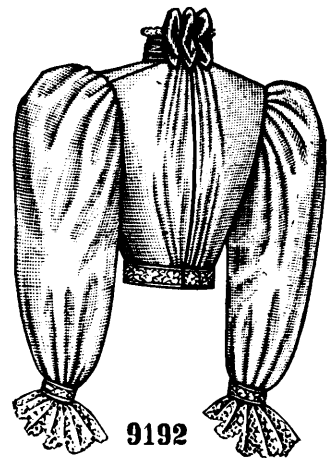
No. 9201.—This youthful and simple style of blouse shirt-waist is pictured made of nainsook and decorated with embroidered edging. Shoulder and under-arm seams connect the fronts with the back. The back is smooth at the top but the fronts have fullness gathered at the top at each side of the closing, which is made with studs or buttons through a box-plait formed in the front edge of the right front. The fullness at the waist is drawn in gathers under a permanent belt that is covered with a removable belt of the material having pointed ends closed in front. The large sailor-collar falls deep and square at the back and its broad ends separate and flare from the throat with stylish effect. Roll-up cuffs complete the one-seam shirt sleeves, which have openings finished with underlaps and pointed overlaps in regular shirt-sleeve style. The laps are closed with a button and button-hole and the cuffs with studs.

White materials and colored dimity, lawn, organdy and even heavier fabrics will be made up in this style and lace or embroidered edging will supply the decoration.

Pattern No. 9201 is in 7 sizes for misses from 10 to 16 years of age. For a miss of 12 years, the



9192 Front View.



9192 Back View.

MISSES' SPENCER WAIST. (TO BE MADE WITH FULL-LENGTH OR THREE-QUARTER LENGTH SLEEVES AND WITH OR WITHOUT FITTED BODY-LINING.)

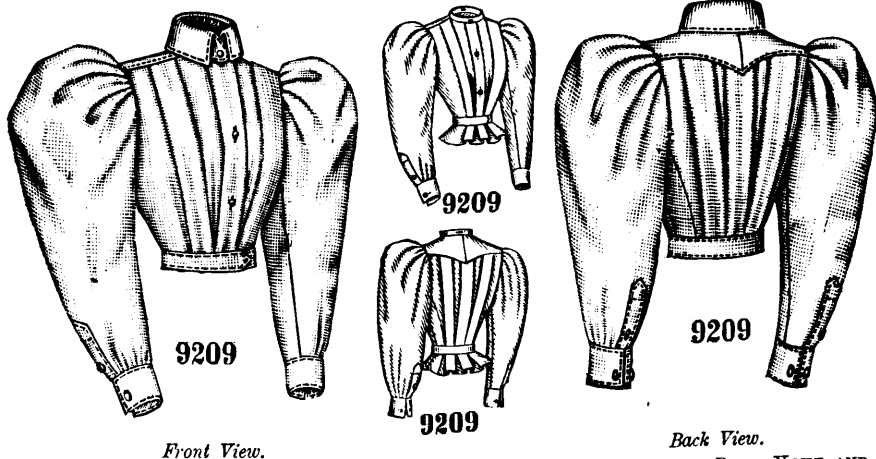
tion overlays the belt, and the wristbands which finish the full sleeves are overlaid with insertion and completed with frills of deep lace edging.

The youthful effect and practical construction of the Spencer waist make it a popular mode for a wide range of thin fabrics, particularly such materials as lawn, dimity, Swiss, organdy, challis and heavier weaves like canvas, serge and light-weight chevot.

Pattern No. 9192 is in 7 sizes for misses from 10 to 16 years of age. For a miss of 12 years, the waist needs $2\frac{1}{2}$ yards of goods 22 inches wide, and $1\frac{1}{4}$ yard of edging $3\frac{3}{4}$ inches wide for the sleeve frills. Price of pattern, 20 cents.

MISSES' BOX-PLAITED SHIRT-WAIST, WITH UNDER-ARM GORE, A POINTED BACK-YOKE AND A TURN-DOWN COLLAR (THAT MAY BE MADE REMOVABLE).
 No. 9209.—By referring to figure No. 102 B on page 32, this shirt-waist may be again seen.

down collar of white linen is made removable. The belt is of the material.
 This shirt-waist would be equally effective if made of coarse linen or duck. Very pretty shirt-waists for wear in cooler weather are made of cashmere, *drap d'été* and fine flannel.



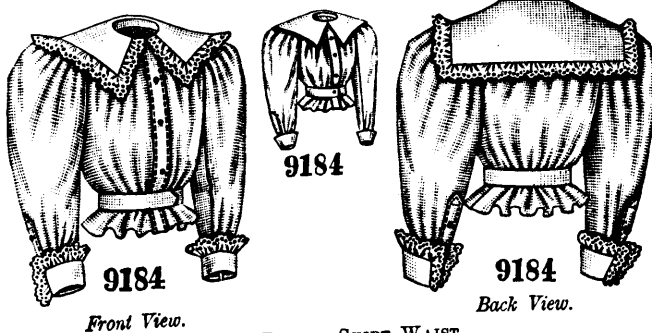
Front View.

Back View.

MISSES' BOX-PLAITED SHIRT-WAIST, WITH UNDER-ARM GORE, A POINTED BACK-YOKE AND A TURN-DOWN COLLAR (THAT MAY BE MADE REMOVABLE).

A trim-appearing shirt-waist is here shown made of grass linen. The fronts are closed at the center with studs through a box-plait formed at the front edge of the right front and a similar plait is made at each side from the shoulder to the lower edge. Under-arm gores give a smooth adjustment at the sides. The upper part of the back is a pointed yoke and three box-plaits are formed at the back, the plaits, like those in the fronts, being stitched along their underfolds to the waist. The shirt sleeves are

Pattern No. 9209 is in 5 sizes for misses from 12 to 16 years old. For a miss of 12 years, the shirt-waist with white linen collar requires $2\frac{3}{4}$



Front View.

Back View.

GIRLS' BLOUSE SHIRT-WAIST.

yards of duck 36 inches wide, with $\frac{1}{2}$ yard of white linen 36 inches wide. The shirt-waist with the collar of the shirt-waist goods needs $3\frac{1}{2}$ yards 27 inches wide. Price of pattern, 20 cts.

FIGURE NO. 107 B.—LITTLE GIRLS' DRESS.

This illustrates a Little Girls' dress. The pattern, which is No. 9217 and costs 20 cents, is in 7 sizes for little girls from $\frac{1}{2}$ to 6 years of age, and may be seen again on page 30.

This simply fashioned dress is here shown prettily made of figured lawn, lace net and lace edging. The lace net is used for a fancy yoke that closes at the back and from which the dress hangs in full folds, and the edging forms a shaped frill that outlines the yoke. A frill of narrow edging stands about the neck and falls from bands finishing the short puff sleeves; and a full bow of wide ribbon is set on the dress at the left side of the front under the frill bordering the yoke, the long ends of the bow falling to the hem of the dress.

Flowers and ribbon are skilfully mingled on the straw hat.

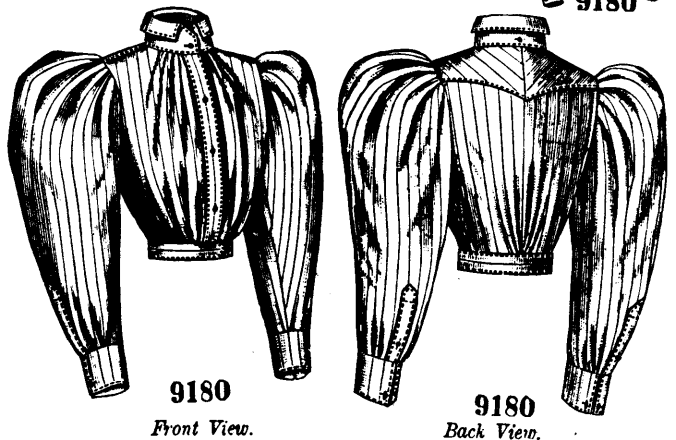
GIRLS' BLOUSE SHIRT-WAIST.

No. 9184.—A simple yet pretty blouse shirt-waist is here depicted made of white nainsook and trimmed with embroidered edging. The back is smooth at the top and the fronts have becoming fulness gathered at the neck; they are joined in shoulder and under-arm seams and the closing is made at the center of the front with button-holes and buttons or studs through a box-plait that is made at the front edge of the right front. The fulness at the waist both back and front is adjusted in gathers under an applied belt, and the blouse puffs out very slightly. A sailor collar falls deep and square at the back and has broad ends that meet at the throat and then flare widely. The full sleeves are gathered at the top and bottom and slashed at the back of the arm and finished with underlaps and pointed overlaps in regular shirt-sleeve style; they are completed with pretty roll-up cuffs. A belt of the material is worn.

Pattern No. 9184 is in 7 sizes for girls from 3 to 9 years of age. For a girl of 8 years the shirt-waist needs 3 yards of goods 22 inches wide. Price of pattern, 20 cents.

MISSES' SHIRT-WAIST, WITH BACK YOKE-FACING AND REMOVABLE COLLAR.

No. 9180.—This stylish shirt-waist is pictured made of striped gingham. The fronts are closed at the center with button-holes and buttons or studs through a box-plait formed at the front edge of the right front; pretty fulness at each side of the plait is disposed in gathers at the neck and at the waist, the gathers at the waist being tacked to a stay, and the fronts puff out in a stylish way. The seamless back is smooth at the top, where it is overlaid with a bias, pointed yoke-facing that is shaped with a center seam, and the fulness at the waist-line is drawn in by tapes that are inserted in a casing and tied about the waist over the fronts. The neck is finished with a fitted band and the stylish removable collar of white linen is made with a high band and a shallow turned-down portion that flares in front. The one-seam shirt sleeves, which are gathered at the top and bottom, are made with openings that are finished with underlaps and pointed overlaps in regular shirt-sleeve style.



Front View.

Back View.

MISSES' SHIRT-WAIST, WITH BACK YOKE-FACING AND REMOVABLE COLLAR.

and are completed with straight cuffs that have square ends closed with link buttons. The laps are closed above the cuffs with a button and button-hole. The belt has pointed ends.

Pattern No. 9180 is in 5 sizes for misses from 12 to 16 years of age. For a miss of 12 years, the shirt-waist, except the collar, needs $3\frac{3}{4}$ yards of goods 22 inches wide, and the collar requires $\frac{1}{2}$ yard 36 inches wide. Price of pattern, 20 cents

FIGURE NO. 107 B.—THIS ILLUSTRATES LITTLE GIRLS' DRESS.—THE PATTERN IS NO. 9217, PRICE 20 CENTS.

gathered at the top and bottom and are made with openings that are finished with underlaps, the laps being closed with a button-hole and button or stud; they are finished with straight link cuffs. The neck is finished with a band and the turn-

MISSES' AND GIRLS' CIRCULAR BERTHA COLLARETTES.

No. 1374.—These pretty Bertha collarettes are pictured made of Swiss and decorated with insertion and lace edging. They are both in circular style and one is shaped to form square tabs that lie smoothly on the waist, while the other is in two sections that separate slightly at the center of the front and is shaped in a series of points that fall in soft, shallow ripples, the ripples being most pronounced over the shoulders. They are to be sewed to a waist.

These dainty accessories may be made of lawn, Swiss, very fine nainsook, linen, etc., and will usually be trimmed as illustrated with insertion and lace edging.


Pattern No. 1374 is in 5 sizes, from 3 to 15 years of age. To make the tab collarette for a girl of 9 years, requires $\frac{1}{2}$ yard of goods 20 or more inches wide, while the pointed collar calls for $\frac{3}{8}$ yard of goods 20 inches wide. Price of pattern, 10 cents.



9175


LITTLE BOYS' BOX COAT.
(TO BE WORN OVER SAILOR BLOUSES, ETC.)

No. 9175.—Dark-blue cloth was selected for the box coat here



9175

Front View.



9175

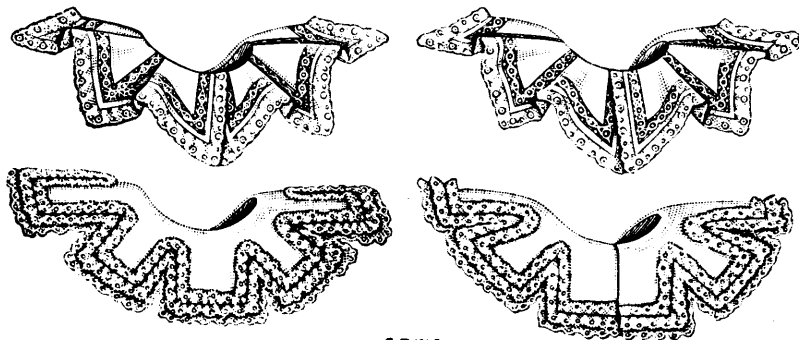
Back View.

LITTLE BOYS' BOX COAT. (TO BE WORN OVER SAILOR BLOUSES, ETC.)

illustrated and machine-stitching provides the finish. The broad, seamless back is joined to the double-breasted fronts by shoulder and side seams. The fronts are rolled in pointed lapels

cover openings to side pockets inserted in the fronts.

Pattern No. 9175 is in 6 sizes for little boys from 3 to 8 years of age. For a boy of 7 years,



1374

Front Views.

Back Views.

MISSES' AND GIRLS' CIRCULAR BERTHA COLLARETTES.

the coat needs 2 yards of goods 27 inches wide. Price of pattern, 20 cents.

MISSES' AND GIRLS' SAILOR BLOUSE.
(TO BE MADE WITH OR WITHOUT FITTED SLEEVE-LINING.)


No. 9205.—An up-to-date sailor blouse is here illustrated made of blue and white flannel and trimmed with narrow blue braid. It is shaped with shoulder and under-arm seams and the lower edge is drawn closely about the waist on a tape or elastic inserted in a hem, the customary droop resulting. The closing is made with buttons and button-holes below a collarless shield that is sewed to position at the right side and fastened with hooks and loops at the left side. The broad sailor-collars has tapering ends that meet at the top of the closing. The stylish bishop sleeves may be made with or without coat-shaped linings; they are completed with round cuffs.

Pattern No. 9205 is in 7 sizes, from 4 to 16 years old. To make the blouse for a miss of 12 years, requires $2\frac{1}{2}$ yards of blue with $\frac{5}{8}$ yard of white flannel, each 40 inches wide. Price of pattern, 20 cents.

FIGURE NO. 109 B.—LITTLE BOYS' DRESS.


FIGURE NO. 109 B.—This represents a Little Boys' dress. The pattern, which is No. 9173 and costs 20 cents, is in 4 sizes for little boys from 2 to 5 years of age, and may be seen differently made up on page 35.

Red-striped linen and plain white lawn are united in this natty dress, and the pretty decoration is arranged with embroidered edging, white washable braid and pearl buttons. The skirt is laid in a very wide box-plait at the center of the front and in moderately wide box-plaits the rest of the way; it is joined to the body, which shows three box-plaits at both the front and back, the middle plait at the back concealing the closing. The fancy collar flares at the closing and extends in revers-fashion down each side of the front, and a plaid silk bow is seen between the ends of the turn-down collar. Pointed cuffs turn up from the wrists of the sleeves, and the belt, which has a fancifully pointed outline is quite an ornamental adjunct. The hat is a straw sailor.



9205

Front View.



9205

Back View.

MISSES' AND GIRLS' SAILOR BLOUSE. (TO BE MADE WITH OR WITHOUT FITTED SLEEVE-LINING.)

and are closed in double-breasted style with buttons and button-holes just below the lapels and in a fly below. The lapels form narrow notches with the rolling coat collar. The comfortable coat sleeves are shaped by the usual seams, and square-cornered pocket-lap

fully pointed outline is quite an ornamental adjunct. The hat is a straw sailor.

LITTLE BOYS' DRESS.


No. 9172.—At figure No. 108 B on page 35 this dress is again represented.

This boyish dress is here illustrated made of white piqué and trimmed with embroidered edging and insertion. The body is fitted by shoulder and under-arm seams and closed at the back with buttons and button-holes. A plait is formed in the front at each side of the center and the space between the box-plaits is covered with a row of insertion. The skirt is hemmed at the bottom and laid in kilt-plaits that turn toward the center of the back so as to produce the effect of a broad box-plait at the front; it is joined to the body and a belt of the material with pointed ends is closed in front. The full sleeves are gathered at the top and bottom and finished with roll-up cuffs. The double collar is deep and round and is a most attractive accessory.

Pattern No. 9172 is in 4 sizes




FIGURE NO. 109 B.—This illustrates LITTLE BOYS' DRESS.—The pattern is No. 9173, price 20 cents.



9172

Front View.



9172

Back View.

LITTLE BOYS' DRESS.

for little boys from 2 to 5 years of age. To make the dress for a boy of 4 years, needs $3\frac{3}{4}$ yards of goods 27 inches wide. Price of pattern, 20 cents.

FIGURE NO. 108 B.—LITTLE BOYS' DRESS.

FIGURE NO. 108 B.—This illustrates a Little Boys' dress. The pattern, which is No. 9172 and costs 20 cents, is in 4 sizes for little boys from 2 to 5 years old, and is shown again on page 34.


Blue and white serge unite prettily in this dress and braid decorates it simply but effectively. The front is laid in a box-plait at each side of the center and the closing is made at the back. The double collar is exceedingly stylish and the full sleeves are finished with roll-up cuffs.

The skirt is hemmed at the bottom and laid in

back. The one-seam sleeve has fullness at the bottom disposed in three forward-turning plaits that are stitched along their folds to cuff depth; it is closed at the back of the wrist with buttons

finished in regular shirt-sleeve style with under-laps and pointed over-laps.

Pattern No. 9174 is in 11 sizes for boys from 4 to 14 years old. To make the shirt-waist for a boy of 11 years, needs $2\frac{3}{8}$ yards of goods 27 inches wide. Price of pattern, 20 cents.



9173
Front View.

LITTLE BOYS' DRESS.

9173
Back View.

and button-holes. Stitching finishes the opening to a breast pocket in the left front.

The short trousers are shaped by the usual seams and hip darts. They are closed at the sides and are buttoned to a sleeveless under-waist that is fitted by shoulder and under-arm seams and closed at the back. A black satin Windsor tie is knotted just below the ends of the collar.

Pattern No. 9177 is in 8 sizes for little boys from 3 to 10 years of age. To make the suit for a boy of 7 years, requires $1\frac{1}{8}$ yard of blue with $\frac{3}{4}$ yard of white flannel, each 40 inches wide. Price of pattern, 25 cents.

LITTLE BOYS' DRESS.

No. 9173.—This attractive dress may be seen differently developed at figure No. 109 B on page 34.

Piqué, with embroidered edging for decoration, was here used for the dress. Three box-plaits are laid in the back and front of the waist, and the closing is made under the middle box-plait at the back. The waist is fitted by shoulder and under-arm seams and to its lower edge is joined the skirt, which is arranged in moderately wide box-plaits at the back and sides and in a very wide box-plait at the front. A fancy belt in two sections covers the joining of the skirt and waist; the long section shapes one point at the bottom and two points at the top in front and its pointed ends are buttoned to the short section at the back, the short section being pointed at the lower edge. Three buttons decorate the belt at the center of the front. The large fancy collar is in two sections that flare at the back and extend in revers-fashion nearly to the waist in front. A turn-down collar in two sections that are rounded at the ends completes the neck. The coat sleeves are finished with pointed roll-up cuffs.

Pattern No. 9173 is in 4 sizes for little boys from 2 to 5 years of age. For a boy of 5 years, the dress needs 4 yards of material 27 inches wide. Price of pattern, 20 cents.

BOYS' SHIRT-WAIST. (TO BE MADE WITH STANDING OR TURN-DOWN COLLAR.)

No. 9174.—This simple and comfortable shirt-waist is pictured made of white cambric. The fronts and seamless back, which are joined in shoulder and under-arm seams, are smooth at the top, but have fullness below collected in two rows of gatherings at the waist both back and


ted by shoulder and under-arm seams and closed at the back.

The vest, also, is fitted by shoulder and under-arm seams and closed at the back, and a box-plait is laid at the center of the front. An embroidered emblem ornaments the box-plait, and the neck of the vest is completed with a band. Straps buckled together over the closing are adjusted on the back.

The jacket is nicely shaped by a center seam and curved



9174



9174
Front View.

9174
Back View.

BOYS' SHIRT-WAIST. (TO BE MADE WITH STANDING OR TURN-DOWN COLLAR.)

side seams and is rounded at its lower front corners. The fronts are reversed at the top in pointed lapels, that extend a little beyond the ends of the large sailor-collar, which falls broad and square at the back. The coat sleeves have buttons arranged along the outside seam at the



9176
Front View.

9176
Back View.

LITTLE BOYS' SUIT (WITHOUT A FLY).

wrist. Buttons and braid decorate the jacket, the fronts of which are connected by link buttons.

Pattern No. 9176 is in 7 sizes for little boys from 4 to 10 years old. To make the suit for a boy of 7 years, needs $2\frac{3}{4}$ yards of mixed cheviot with $1\frac{1}{4}$ yard of plain blue cloth each, 27 inches wide. Price of pattern, 25 cents.





FIGURE NO. 108 B.—This illustrates LITTLE BOYS' DRESS.—The pattern is No. 9172, price 20 cents.

kilts-plaits that are turned toward the back producing the effect of a broad box-plait at the center of the front. The belt has a pointed, overlapping end and is closed in front.

LITTLE BOYS' SAILOR SUIT, WITHOUT A FLY.

No. 9177.—This natty sailor suit is pictured made of blue and white flannel and trimmed with



9177
Front View.

9177
Back View.

LITTLE BOYS' SAILOR SUIT (WITHOUT A FLY).

narrow braid. The fronts and back of the blouse are joined in shoulder and under-arm seams and an elastic or tape is inserted in a hem at the lower edge to draw the edge close to the waist, the blouse drooping in the customary sailor-blouse style. The neck is shaped low in front, revealing a shield that is buttoned to the blouse and closed at the back. The shield is decorated with an embroidered emblem and finished at the neck with a band. The blouse is finished with a large sailor collar, that falls deep and square at the

front, the gatherings being concealed beneath an applied belt. The closing is made with button-holes and buttons through a box-plait applied on the left front. Buttons are sewed on the belt for the attachment of the skirt or trousers. The neck may be finished with a turn-down collar that is mounted on a fitted band or with a standing collar having bent corners. The shirt sleeves are gathered at the top and bottom and finished with moderately deep wristbands that are closed at the back below slashes

→ SUMMER MILLINERY. ←


MODES OF THE SEASON.

More and more interesting grow the color studies in millinery. Seemingly impossible hues and tones are associated upon hats to create a harmonious whole, but these daring color blendings sound worse than they look. An instance is furnished in the union of bluet and purple, the former showing a purplish tinge which makes accord possible. Reds

the latter. Truly the milliner has turned painter. Fashion has again veered around to laces, which for a time were supplanted by tissues. Tulle and chiffon now divide favor with lierre and *point d'Alençon*.

Cream lace decorates a large Panama Leghorn hat, which may be worn in a carriage or at an outdoor fête

large rosette of peacock-blue Louisine ribbon. Ribbon is twisted around the crown and disposed in another large rosette at the right side. The lace is arranged over the



1



5



2



6



3



4

twist of ribbon in a standing and a drooping frill, the latter extending quite to the edge of the brim. White and purple lilacs are clustered at the left side, the hues in ribbon and flowers combining happily.

The red hat has been relegated to seashore and country wear, where it may supplement either a red or a white gown. Black relieves the glare of red in an Empire hat of fancy satiny straw, the shape belonging to the large family of walking hats. Red taffeta is fullied over the crown and veiled with red chiffon. The trimming is confined to the left side and consists of two standing black plumes, a third being laid about the crown and a tiny tip falling over the brim upon the hair.

Several shades of purple are associated in another walking hat of dark-purple fancy straw braid. The crown is banded with heliotrope satin ribbon and the brim is

in the most glowing of tones are reconciled to purple, but there is a suspicion of red in

with a gauzy-textured gown. The straw is new in weave and looks very like a coarse Leghorn. The broad brim is tacked against the crown at the back and massed with white and purple lilacs and a

concealed under an accordion-plaited frill of chiffon matching the ribbon. At the left side are two birds' breasts and wings shading from light heliotrope to dark purple, two long aigrettes in the darkest hue and a bow of the ribbon. There is another bow at the back and under the brim at each side is a bunch of violets.

A realistic-looking butterfly bow is a charming and novel feature of a large Panama hat. The crown is wreathed with silk geranium blossoms shading from light to dark and leaves touched at the edge with white. At the left side is posed the bow, which consists of four wired wings of rose-colored chiffon edged with narrow ruchings of taffeta to match, a large Rhinestone pin simulating the body. The brim is turned up at the back under white roses and geraniums. It is a captivating Summer hat.

A bunch of gauzy wings appears on a yellow straw braid toque. Bluets and their foliage are disposed about the brim and among them at the left side are thrust several white chenille-dotted wired wings. Under the brim at the back are leaves without flowers. The effect produced is unusually dainty.

Cerise and gray form a delightful combination in a very Frenchy-looking hat. The brim is of light-gray straw braid and the crown of gray moiré antique draped most artistically and surrounded by a twist of cerise velvet. At the left side a large *chou* of cerise velvet upholds a trio of gray plumes. A single red rose is fastened under the brim at the left side toward the back.

Dainty purple-shaded peas blossoms bloom in profusion upon a sailor of black straw—a simple hat that may be worn with almost any sort of gown. Peacock-blue ribbon is twisted about the crown and above it are arranged the flowers in a wreath to which are added a bunch of green palm leaves at the left side and a ribbon rosette at the right. Under the brim at the back are two more rosettes.

Another stylish sailor-hat in white straw has a black straw facing. At the left side a fan of accordion-plaited rose chiffon rises from a rosette and back of the arrangement are pink and red carnations and leaves, the grass-like foliage being laid flatly upon the brim. The floral trimming is duplicated at the right side. Under the brim at the back are more flowers in addition to a black velvet bow.

Severe, untrimmed sailors of fine Milan straw are worn with outing suits. The new sailors are high-crowned and broad-brimmed and the ribbon band surrounding the crown is tied at the left side in a flat bow with ends. The ends are novel and jaunty, but are, of course, not imperative.

Rather a picturesque-looking hat is a large shape in white chip with a very high crown. White moiré ribbon is arranged about the crown and formed at the left side in a bow, from which spring five white tips. Under the brim at the left side of the front a bunch of pink roses nestles against the hair.

Simple and dainty is a white straw sailor that may be appropriately worn with a bluet canvas blazer or Eton suit. Bluet tulle ros-

ettes set with a Rhinestone pin encircle the crown and in front at each side rises a pair of white wings. Small rosettes are tacked under the brim at the back.

In a large dressy hat a white Milan straw brim is united with a high black crown. Cream lace is arranged to stand in a frill

the brim at the back are more flowers and plentiful foliage.

Groups of black-hearted yellow silk poppies are disposed about the crown of a yellow fancy straw sailor, leaves being mingled with the flowers. At the left side, well towards the front, tower loops of wide black moiré ribbon. Near the back the brim is rolled enough to show a bunch of poppies and a rosette of black accordion-plaited chiffon.


DESCRIPTIONS OF ILLUSTRATIONS.

FIGURE NO. 1.—YOUNG LADIES' HAT.—The hat is a fine cream-white chip in modified poke style and pink roses, leaves and black wings almost conceal the low crown.

FIGURE NO. 2.—YOUNG LADIES' HAT.—The trimming on this hat of fine butter-colored chip is disposed to give a high effect. A brilliant touch of color is due to cerise satin ribbon, which forms a striking contrast with white flowers and ostrich feathers.

FIGURE NO. 3.—FLOWER HAT.—Pansies and small white field flowers adorn this hat of straw, cerise ribbon and a fancy buckle supplementing the flowers.

FIGURE NO. 4.—LADIES' TOQUE.—The toque is of light-green straw and white



MILLINERY ORNAMENTS.

about the crown and to fall softly over the brim, a bow of it being formed at the back. A *chou* of peacock-blue taffeta is overshadowed, at the left side, by a bunch of white plumes, and a bunch of violets is fixed at the opposite side. Pink roses are embedded in a soft arrangement of lace at the back under the brim.

The bluet-and-purple combination above mentioned is seen upon a white Neapolitan straw sailor. A fancy bow of twisted loops of taffeta ribbon of both colors is arranged at the right side, while at the left side are clustered white roses and bluets. Under

tulle and green wings form the decoration. The style is unpretentious but genteel and becoming; the color scheme may be varied to suit individual types.

FIGURE NO. 5.—LADIES' BONNET.—This becoming bonnet of jet is stylishly trimmed with plaited chiffon, a handsome ornament and

feathers. The style is a modified Marie Stuart. FIGURE NO. 6.—LADIES' TURBAN.—This stylish turban is one of the lovely fancy braids trimmed with fancy straw net and feathers. The crown is low and the brim rolls deeply against the crown.

MILLINERY ORNAMENTS.—The suggestions for bows and other millinery decorations are timely and practical, and helpful hints are given for combining flowers and feathers or arranging ribbon with flowers and feathers. The use of tulle, chiffon and various delicate diaphanous textures is highly commended and their lightness of weight permits the use of two or three gay colors in pleasing combination. The bird-of-Paradise aigrette continues to droop over wide and narrow brimmed hats and is associated with both ribbon and flowers. Stiff wings are used on hats that are adorned with a profusion of foliage and flowers, and quaint rosettes and tall loops of ribbon give character and distinction to the fancy braids, which are far more popular this season than plain or smooth straws. Among the illustrations will be found a wing-like decoration suggestive of the new butterfly bow formed of chiffon and edged with a ruching of silk. The various arrangements of ribbon illustrated cannot fail to interest and assist the home milliner in adorning a new hat or re-trimming an old one.

... THE ...

Glass of Fashion

UP TO DATE.

A JOURNAL CONTAINING ILLUSTRATIONS AND DESCRIPTIONS OF THE LATEST FASHIONS, INSTRUCTIONS IN FANCY WORK, ARTICLES ON THE HOUSEHOLD AND KINDRED SUBJECTS AND A VARIETY OF GENERAL READING.

Terms of Subscription, 50 Cts. per Year.

Price of Single Copies, 5 Cents each.

DRESS FABRICS and TRIMMINGS.

WHITE MOHAIR SERGE and mohair diagonal are two new lustrous wool fabrics of admirable quality and perfectly suited to yachting and tennis gowns. The diagonal has a wide wale and the cords are of fancy weave. In the mohair serge the cords are raised; the twill, however, is like that of a wool serge. A cream-white cotton fish net also figures among the novelties for yachting costumes. The cords from which it is woven are twisted like twine, and in appearance the fabric fully justifies its name. Charming gowns may be fashioned from it. Still another novelty, a white étamine, is woven with a hemstitched border at both edges and a ribbed silk border in Scotch coloring above the hemstitching at one edge. The gay border may be used for trimming or as an accessory.

AN UNUSUALLY soft English cheviot woven in broad or narrow *réséda*, heliotrope or blue and white stripes is well suited for tennis costumes. Frequently plain goods matching either the white or colored stripes are associated with the striped material.

VIGOUREUX is a variety of English cheviot with a very fine twill. It is shown in browns and grays expressly for bicycle and golf suits, the material being of very light weight and, therefore, well suited to Summer wear. Fine diagonals and satin-finished covert cloths in dust colors are also recommended for bicycle and golf gowns.

THE AIRIEST OF TEXTILES are chosen for gowns destined for the Summer evening dance at hotels or country houses. A mixed silk-and-cotton *barége* is very dainty and sheer enough to necessitate a silken lining. Satin-striped and checked *baréges* are also among the list of gauzy fabrics, the satin lines markedly enhancing their beauty.

A checked silk-and-wool grenadine is new and appropriate for evening wear. Some varieties are all of one color, while others mingle green, pink, heliotrope, blue or yellow and white or black. Very youthful-looking gowns may be developed from any of these goods. Rather more pretentious are the printed tissues, white or black grounds bearing arabesque and other conventional designs in two tones of blue, heliotrope, green or some other color. Organdy and silk-and-linen tissues with delicate silk embroideries are

frequently chosen for dancing gowns. Among the silk-and-linen tissues is a new variety embroidered in silk scrolls to simulate braiding in shaded pink and green, white and emerald, or black and red.

FOR AFTERNOON WEAR there is a stylish linen in the natural tone, with black embroidered dots and a floral border, also in black, below several rows of drawn-work.

TAILOR-MADE SUITS are developed in linen canvas suitings that give no hint to belonging to the vast family of washable fabrics. These materials are shown in both plain and plaided varieties. Thus, a *réséda*-green is plaided with white and may be made either in a blazer or an Eton suit, entirely plain or with washable braid trimming. A cotton-and-linen mixed étamine may also be developed by a severe mode. In dark-red with white vertical lines this material is very attractive. Other colors are shown.

MOHAIR SWISS is a new cotton fabric. One charming specimen in navy-blue bears appliqué floral sprays in white suggesting Honiton lace. The regular Swisses appear in plaids, dots, stripes and with floral printings or embroideries. One pretty plaid in French-gray and navy-blue is powdered with minute black and white dots and striped with white and blue lines. A dotted Swiss with a white ground has printed black lines separating stripes showing yellow chrysanthemums. Red printed flowers and large white embroidered dots decorate another white Swiss. A cool-looking batiste from which could be fashioned a dainty afternoon gown has a light-green ground figured with white pin-head dots and embroidered leaves. The same design is seen on a heliotrope batiste ground.

EXCEPTIONALLY stylish shirt-waists are made of bright-red foulards sprinkled with wee white dots. These waists usually have loose fronts, yoke backs, shirt sleeves, and linen collars with which may be worn a stock of finely dotted white Swiss with a cravat formed of accordion-plaited Swiss simply hemmed at the ends and finished at the center like a bow with a cross-piece. This is a new and dainty style of neck dressing for a bright-colored shirt-waist.

FOULARD AND CHINA SILKS are most satisfactory for Midsummer wear because of their light texture, and at present they are much sought. The ground of one very dressy foulard is pale-green and the printed arabesques in black and a darker shade of green stand out as if in relief from the tinted ground. The same effect is produced in heliotrope, the ground being several tones lighter than the design. In another class of foulards the surface is white with short black printed wave marks and the large, indefinite foulard design in two shades of green, brown or heliotrope. Yet another type of foulard shows printed Nile-green arabesques on a dark-green ground, old-rose or purple or black and white on corn-flower blue.

AMONG WOOLLENS gauzy poplins, canvases and grenadines still obtain. A canvas woven in squares is very popular and so is the fish-net variety, through which the colored transparencies can be distinctly seen. Wool *barége* or eidelweiss, by which name it is also known, and nun's-vailings are taking the place of the novelties exhibited earlier in the season. Yet another summery woollen textile is a rice grenadine. It is a transparent

fabric in plain colors seeded with tiny raised irregular dots. These thin, open-meshed goods are best liked in gray, cadet-blue and *réséda*, though other colors are shown. Fancy determines the choice of color for the lining.

A GRACEFUL TRIMMING for a black silk grenadine gown is a fancy net band in scroll outline embroidered with black silk cords and encrusted with jet beads and large facets. An unusually light and decorative trimming is offered in wide and narrow mohair galloons supporting several rows of black chenille coiled with steel beads, which also glitter among the web-like threads of the galloon visible between the ropes of chenille.

REALISTIC BUNCHES of flowers are represented in *motifs* with fancifully cut jet cabochons and steel and gray beads. Present styles favor the application of *motifs*. Many modistes cut away the material beneath these decorations, thereby emphasizing their effectiveness. Long floral sprays are shown in these conceits in white chiffon elaborated with pink and green silk embroideries, and steel beads with a sprinkling of Rhinestones. A Vandyke of black chiffon is enriched with fancy jet stones and steel beads.

BLACK Chantilly laces are fashionable in many widths, and many of the new patterns present the effect of hand-run laces. Gowns of white or colored silk or cotton mull are adorned with deep insertions of black Chantilly lace applied in fanciful outline. Innumerable rows of half and three-quarter inch insertions are used on all sorts of gowns. A jacket may in this way be simulated in a plain bodice of foulard or China silk with deep Chantilly flouncing. The lace starts from each under-arm seam and is gathered around the arms-eyes and carried to the neck.

TOO MUCH cannot be said in favor of the narrow Mechlin laces, which are adaptable to almost every material in vogue. While they are newer than Valenciennes laces, the latter are nevertheless extensively used because of their daintiness. Either Valenciennes or Mechlin lace insertion may be disposed on a gown of organdy in a series of bow-knots framed with black velvet baby ribbon. The bow-knots may either be separated or joined by lace in imitation of ribbon. Deep points could also be arranged with the insertion.

A DAINY TRIMMING for Summer silks is formed of narrow ribbon embroidered in delicate colors and edged at both sides with lace. Then there is a batiste edging for challis with appliqués of blue or red batiste cut out in floral devices and neatly embroidered. Both edgings and insertions of linen embroidery are shown threaded with gold or silver. This trimming is obtainable in narrow and wide widths. Medallions of white chiffon enriched with Renaissance lace are introduced in a band of La Tosca net, the meshes of which are of white linen and gold threads.

For the Russian blouse, so frequently adorned at the closing edge with a frill, are shown doubled accordion-plaited frills of chiffon, shaped at the folded edge in suggestion of shells. Of course, this dainty trimming may be applied elsewhere upon bodices and likewise upon skirts. Single frills are also favored.

Care of the Nose, Mouth and Teeth.

The relation between the nose and mouth is not always appreciated; it is very intimate. If the nose is blocked by growths or the secretions of inflammation, the mouth opens to receive and transmit to the lungs the air which ought to go by the way of the nasal passages. Both for looks and health the nose and mouth, devoted to the special senses of smell and taste, should be in perfect condition, and are well worth consideration, not only as to their mutual dependence but also in reference to their individual functions.

ABOUT NOSES.

If Nature intends to be unkind, she can show it more freely in her dealings with the nose, the most prominent feature of the face, than in any other way. The shape and size of the nose, more than of almost any other single feature, give the palm of beauty to its owner or relegate her to the ranks of plainness. I say *her*, for a man does not suffer as much as does a woman from undue development of the nasal organ. George Eliot has said that "it is surprising, in view of the exactions of men in regard to feminine beauty, that they should insist on giving to their daughters their ugly noses and mouths." The shape of the nose can be moulded in childhood more readily than one would think. If it is thick, it can be pressed into shape by the fingers; if it is turned up, it can be pulled down. There are mechanical contrivances for this purpose, adapted to the exigencies of each case. Where the nose is misshapen by being too large or too long, or where the bones have been broken by accident—blows, falls or base-ball knocks—operations are now performed which are wonderfully successful. When the bones are bent or crushed in, they often obstruct the nasal passages and affect the health. In cases of congenital deformity, inflammations or burns, where the tissues have been destroyed, excellent results have been attained by plastic operations, viz.: either the loosening of the flesh about the nose so that the skin will cover the place, or the transplanting of pieces of flesh and skin from the arm or the leg. Reports of isolated cases of this kind get into the newspapers occasionally, but such operations are becoming common.

The health of the individual may depend upon the condition of the nose. If the air passages are blocked, which may happen from crookedness of the bones, bony prominences or soft growths, the air fails to enter the lungs in sufficient quantities to maintain the integrity of the blood. Those who have these obstructions are called "mouth breathers." If a child is seen to breathe with the mouth open, taking the air through the mouth instead of the nose, the nose should be examined for obstructions, which when found should be removed as soon as possible.

Few, if any, have escaped the suffering resulting from a catarrhal cold. The first attacks of catarrh should be attended to, as continued repetitions of inflammations result in an alteration of the mucous membrane of the nose. Once the glandular structure of the healthy membrane is destroyed, it can never be restored. The nose and its lining membrane are much more delicate than is commonly supposed. It behooves one to treat them both with respect. Injury can be done to the nose by ruthless blowing, as well as by twisting it roughly when using a handker-

chief. I know a man who always tweaks his nose to the left in a savage manner, when using his mouchoir. The result is a decided bend of the cartilages of his nose in that direction—a twist which will always remain.

The tendency to nose-bleed is common. Some people are natural bleeders, which means that the walls of their blood vessels are very thin. For such persons nose-bleed is dangerous. Nose-bleed can often be avoided by remembering that the membrane is thin and treating the nose with gentleness. To stop nose-bleed, use cold water. Place ice at the back of the neck. If the hemorrhage is persistent, dip into vinegar a bit of sponge large enough to plug the nose, and, having tied a string to it, wedge it into the nostril as far as it will go. Leave it for some time after the bleeding has stopped, then remove it gently so as not to start the bleeding anew.

REGARDING THE MOUTH.

The mouth more than any other feature betrays the individual. It is the index of character, the tell-tale of the thoughts which actuate the person. Men can hide their mouths with their mustaches, so they are foolish to follow the fashion of going without them. The removal of the mustache has displayed the weakness of many a man who had hitherto presented an imposing appearance. The drooping corners of the self-indulgent mouth, the mouth that loves the wine cup, the firm hard lines and repressed lips of the miser, the uncertain lines of the weak and vacillating—every reader of physiognomy knows them. Therefore, to have a beautiful mouth, no matter what its natural conformation, be it large or be it small, be the lips thin or thick, depends upon you, upon your soul. If that is sweet and beautiful, then will your mouth show it—not only in words, but also in its contours.

What you can do for the lips is not a little. Frequent applications of camphor will prevent them from cracking and head off cold sores. If the cold sores are coming, the result of exposure to cold, indigestion or injury to the lips in the dentist's chair, spirits of camphor and subnitrate of bismuth should at once be applied. A little powdered alum is also said to be good. After the cold sore has once started it is almost impossible to prevent its running its course. It can, however, be made smaller in the manner just described. The scab should be allowed to remain so that the new skin may form under it, or else scars will result which can never be removed. If the lips crack or are dry, as will often happen when the atmosphere is dry or one has been in the wind, some form of ointment can be used, such as vaseline, cold cream, almond oil or glycerine and rose water. For those who can use it glycerine is recommended. To keep the lips in good color the cosmetics are healthy living and healthy exercise, resulting in a good digestion and a good circulation.

The whole cavity of the mouth should be kept sweet and clean by the use of mouth washes after every meal. Listerine is as good as any. There are a number of cleansing preparations which the druggist has among his toilet articles. Cologne and water makes a very good wash. The tongue, the physician's guide to the state of the system, should also be watched by its owner and never be allowed to remain coated. It will

tell you whether you have indigestion or constipation. It can be cleansed by rubbing it with a slice of lemon cut lengthwise of the fruit. This is very grateful to the sick and feverish, whose tongues are coated, parched and dry.

BREATH AND TEETH.

A malodorous breath is inexcusable. It tells of neglect and carelessness. The person has either himself neglected his teeth or he has not had them properly cared for by the dentist; he has neglected his digestion or eaten improper food; he has neglected to use simple mouth washes, such as myrrh and camphor, a few drops of each in a glass of water, the charcoal tablets obtainable at any druggist's, or Florentine orris root. If the mouth and teeth are clean and sweet and the breath still is bad, the trouble is with the stomach or lungs and should be referred to a physician at once.

A whole chapter might well be written in regard to the teeth, beautiful alike for their brilliancy and utility. It is said that Americans have the most perfect teeth of any people. They care more for their teeth and have better dentists. In the large European cities the best dentists advertise themselves as American or as having American methods. The improvement of the teeth in the present and rising generation is due to the discovery and promulgation of the fact that care of the first teeth is necessary. The mother looks after the infant's teeth, washing them carefully with a bit of linen cloth until the child is old enough to submit to the diminutive tooth brush, and the good-tasting tooth powder with a basis of prepared chalk. Every little black spot should be followed up with a little pumice on the point of an orange stick. If cavities come, they can be filled by the dentist, under whose care the child should be placed as soon as the slightest need of his services is manifest. When the second teeth begin to push out and aside the temporary set, the dentist, being no longer able to keep the first teeth from falling out, will see that the new set come straight, thus avoiding the necessity for using the tedious plates, wires and contrivances for straightening the teeth.

The dentist—a good friend, though he inflicts much torture—must be seen at stated intervals. There is no greater economy than this, both of money and of pain. Once a year is not often enough; once every few months, at the most six, should be the rule. The greatest care should be exercised in the selection of a dentist to secure one in whose skill, conscience, judgment and mechanical ability you can have implicit confidence.


After the dentist has done his work the care of the teeth is a matter of tooth brushes, pastes and powders. The brush should be rather small and not too harsh. It should be used only a month before discarding it and taking a new one. There are two reasons for this. One is that it becomes filled with impurities and the other is that the bristles become worn and uneven and tear the gums. The use of dental floss should be avoided and toothpicks should be used with circumspection, as both are alleged to injure the gums. If the substances wedged between the teeth cannot be removed with the brush, use a wedge of paper made pointed by folding a bit of it together. Brush the teeth up and down and not horizontally.

+ MOUNTMELICK WORK. +

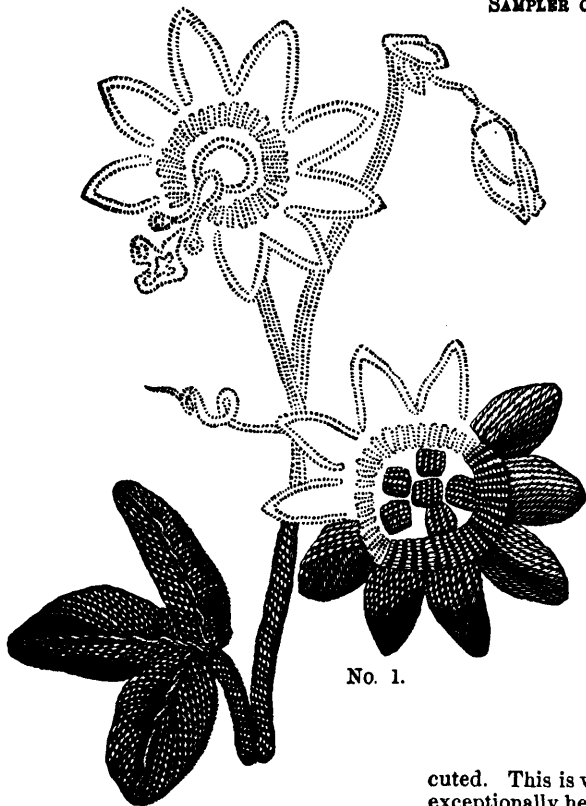
This fashionable embroidery takes its name from a little town in Ireland, where, owing to the intelligent philanthropy of

the Countess Aberdeen and Mrs. Milner, the work of the villagers is steadily increasing as this dainty product is made known.


of its glossy surface depends upon artificial dressing, the jean may be scalded before being used; it is then much easier to work upon.



SAMPLER OF MOUNTMELICK WORK.



No. 1.



No. 2.



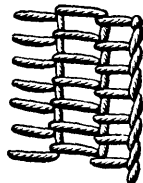
No. 3.



No. 4.



No. 5.



No. 6.



No. 7.



No. 8.



No. 9.



No. 10.

One of the characteristics of Mountmellick work is the material upon which it is executed. This is white jean of the best quality, exceptionally heavy and thick. As but little

The threads employed in the work are merely knitting cottons of various sizes, the most useful being numbers 8, 10, 12 and 14. As white alone is used, there is no vexing necessity of matching colors when far from shops.

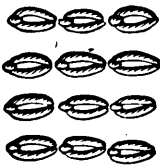
Owing to the boldness of the designs, much can be accomplished by workers with deli-

cate eyes, as the elaboration in Mountmellick work is not dependent upon the minute and delicate shading so distinctive of much of our modern fancy work. Any needle with a long eye that will carry the cotton may be used. Select designs that are prominently marked. Certain flowers, such as tiger lilies, passion flowers, ferns, wheat, etc., are so frequently designed for Mountmellick work as to have become traditionally characteristic of it.

The stitches used are outline, stem or crewel stitch, satin stitch (both flat and raised), French knots, split, overcast, dot, chain stitch, couching and button-hole stitch, herring-bone and feather-stitch in all its various groupings, besides bullion knots, or "worms," as they are familiarly called, resembling French knots but being long and narrow instead of round. These bullion knots are most useful stitches for wheat ears and passion flowers. The "braid" stitch is a great favorite with Mountmellick workers and will be an acquisition to any Penelope of

the right-hand end; hold the cotton down under the thumb on the left hand; pick up the cotton, as it were, by passing the needle under it with the point towards the right; give the needle a slight turn so as to get the point in the right position for picking up a stitch in the material between the two horizontal lines in a vertical direction; bring the needle out over the thread, which must still be held by the left thumb; draw the thread close, letting it go when necessary. Make

leidoscopic colors common in our homes. For afternoon tea cloths it is perfectly suitable, as it has the advantage of washing well and, if ironed well so as not to flatten the work, returns every week fresh and service-



No. 11.



No. 12.



No. 13.




No. 14.



No. 15.



No. 16.




No. 17.



No. 18.



No. 19.



No. 20.

KEY TO STITCHES, MOUNTMELICK SAMPLER.

- No. 1.—Detail of Passion Flower.
- No. 2.—Braid Stitch.
- No. 3.—Feather Stitch.
- No. 4.—French "Worms" or Bullion Stitch.
- No. 5.—Wheat-Ear Stitch.
- No. 6.—Lattice Stitch.
- No. 7.—Braid Stitch with Loops.

- No. 8.—Feather Stitch.
- No. 9.—Chain Stitch (variation).
- No. 10.—Chain Stitch (plain).
- No. 11.—Stitch for Clover, Oats or Sprays of Flowers.
- No. 12.—Filling-in for Strawberries and Leaves of different sorts.
- No. 13.—Couching Stitch for Stems, etc.

- No. 14.—Detail of Clover Pattern.
- No. 15.—Cable Stitch.
- No. 16.—Feather Stitch.
- No. 17.—Button-hole Stitch and Fringe.
- No. 18.—Button-hole Stitch and French Knots.
- No. 19.—Dog-tooth Button-hole Stitch.
- No. 20.—Mountmellick Fringe.

the embroidery frame. To work this stitch, draw two horizontal lines about a quarter of an inch apart on the jean with a lead pencil; bring the cotton from the wrong side to the right on the lower of the two lines toward

the next stitch in exactly the same way and a charming braid will be transferred to your jean.

This Mountmellick work effect of white on white is very restful in contrast to the ka-

able. For toilet-covers, too, nothing can be nicer or prettier. Padding is much used, so as to throw the work into high relief. Mountmellick work may in truth be called the *basso relievo* of embroidery.

THE HOUSEKEEPER.

HOW TO PRESERVE, CAN AND JELLY FRUITS.

Among the treasures found in excavating Pompeii none have so touched an answering chord in the housewife's heart as those few bottles of preserved fruit, mutely testifying to some old Roman housekeeper's thought for the morrow. Until the unearthing of these evidences of ancient preserving, the modern housewife had credited herself with the discovery that fruit could be so prepared as to lose but little of its flavor and to keep almost indefinitely. But she may safely felicitate herself upon knowing much about fruit that those old Roman housekeepers had to worry along in ignorance of. Her clientele has grown fastidious and canned or preserved fruit is no longer sufficient if it but tempts the palate—it must likewise satisfy the eye. Fruit that is cooked to a broken condition when it should be quite whole attests that she who prepared it did not understand her business.

PRESERVES.—Even the novice knows the formula for preserving, viz. A pound of sugar for each pound of fruit, but something more is required for success. To illustrate the proper preserving of fruit, let us take the plum, than which there is no more delicious fruit. Either small tart blue plums or white plums may be chosen, but the latter do not make as tart a preserve as the former. Stem and wash the fruit, drying it on a towel; then pierce each plum with a fork; weigh the fruit and allow sugar as above. Place the sugar in a porcelain-lined kettle and for every four pounds add one pint of boiling water. Stir and heat until the sugar is dissolved and the syrup is clear. Finely granulated sugar will more quickly dissolve than that of a coarse variety. If all the sugar is not quite melted, cooking the fruit in it will soon accomplish this result. To the syrup add the plums, a few at a time, just enough to partly cover the top of the syrup. Let them cook very gently, so that the fruit will not break. Rapid cooking will not only burst the plums but will make the syrup pungent. When soft enough to be easily pierced with a fork, which will take but a short time, lift the fruit out with a skimmer, drain well and gently place it in the glass jars. Add more fruit to the syrup, cook and drain as before, and add this to the fruit in the jars until each jar is two-thirds full. When all the plums have been cooked, boil the syrup rather briskly for five minutes, removing any scum that is thrown up, then pour over the fruit and tightly seal each jar. The jars should be heated and left for use in a warm place out of a current of air. The top of the ordinary range is a good place for them. When ready for the syrup, heat the tops of the jars, place the rubber sealing rings in position, heat a plate very hot, set one of the jars on the plate, add the syrup by the cupful until it is running out of the top of the jar, then quickly screw on the metal top. Invert the jar to make sure it is tight, wash it off with hot water and set it aside, bottom up, and proceed with the other in like manner.

Peaches to be preserved are peeled and cut into halves, fruit that is still firm and possibly a little under ripe being chosen. The peach stones are saved, half of them cracked, the kernels extracted, cut small and gently steeped for ten minutes to extract the almond flavor. This water is strained and

added to that used for the syrup. When ready to place in jars, four of the uncracked peach stones are allowed to each pint.

Pineapples require less water than other kinds, one pint for each five pounds of sugar sufficing. Peel the fruit, removing all the eyes, then strip from the core with a silver fork. Place the water in the kettle, add a layer of the fruit, then one of sugar, another of fruit, and so on. Let it slowly come to a boil and then cook but three minutes. This fruit quickly hardens if cooked long in sugar. Lift it out with a skimmer, lay it on a platter and boil the syrup until of the desired thickness, testing a spoonful by cooking it. Return the pineapple to the syrup, and when at the boiling point place it carefully in the jars and tightly seal.

CANNED FRUIT.—The true secret of the artistic canning of fruit lies in doing the work with as little handling as possible. All fruits are canned in the same way. The fruit is first placed in the jars, syrup then being added, the jar set in water, its contents cooked without further manipulation and then sealed up.

The following quantities of sugar for each pint of fruit are correct:

Peaches, 5 ounces.	Strawberries, 7 ounces.
Cherries, 6 ounces.	Quinces, 9 ounces.
Raspberries, 5 ounces.	Pears, 6 ounces.

Place the fruit in the jars, filling them quite full but not shaking or packing it down unless the variety is large and the pieces have to be fitted into place. From the above table find the amount of sugar required and place it in a porcelain-lined saucepan. Add sufficient boiling water to dissolve the sugar, and divide this syrup among the several jars to be canned, pouring it by the half cupful into each until all have received their portion. If the syrup does not fill the jars—and it seldom does—add sufficient hot water to quite fill them, fix the rubbers and tops in position and set the jars in a flat-bottomed receptacle on the range. An ordinary wash-boiler is most convenient for this work. Pour in warm water until it reaches nearly to the tops of the jars and set in a moderate heat. Cook gently until the fruit is soft. The tops of the jars should be loosened after placing them in the boiler, but when ready to lift out they should be quickly screwed tight enough to admit of the jars being lifted by them. Wrap the hand in a dry towel, lift out one jar, place it on a hot plate, unscrew the top and add boiling water until it is running over the top of the jar, then quickly screw the top to place and invert the jar to make sure it is perfectly tight. If any of the syrup escapes, the jar is not air tight and its contents will not keep. A defective jar can often be made air-tight by the substitution of another top or the use of a second rubber on top of the first. A little extra effort on the part of the person tightening the tops will often prove effective. In making these changes, however, the jar should each time be filled to running over with the hot water.

The time allowed for cooking depends upon the fruit used. Small fruits, such as berries, will cook in much less time than will be required for peaches, pears or plums. As soon as a steel fork will freely enter the fruit it is cooked enough. In canning peaches four or five peach-stones should be placed in each jar to add flavor. Quinces and pears when peeled should at once be thrown into cold water to prevent their changing color. Can-

ned fruit should be opened an hour or two before using, as fresh air restores its flavor.

JELLIES.—The choice of the fruit is the only difficult matter. For making jelly currants should be full and not over ripe. Crab-apples to be at all desirable should never be mealy or lacking in natural juice. In the desirable crabapple the juice will plentifully follow the knife in cutting. Quinces likewise should be juicy to be depended upon. This fruit if not used until late in the Autumn is likely to be chilled or even frosted, and half frozen fruit will yield a stringy, thin jelly. It is best to use quinces as soon as they are offered at a reasonable price.

All fruit jellies are made in the same way, the quantity of sugar alone varying. The fruit is stewed, then hung up in a bag to drip, the liquid thus obtained being measured and, with most varieties, a pound of sugar allowed for every pint of juice. The juice is then gently boiled alone for twenty minutes, uncovered, the sugar previously heated is added, the syrup is brought to a boil and then strained into heated glasses.

When currants are used, they should be quickly washed, drained, tossed in a cloth to further dry them and then stemmed into the kettle. Mash the fruit and add sufficient water to keep from burning. Currants require less water than any other fruit, some skilled cooks often adding none at all. This, however, savors of a lack of economy, as a little water adds to the returns and the jelly is always sufficiently solid.

Quinces, crabapples and apples are wiped carefully, the blossom, stem and any decayed part being removed and the fruit cut into small pieces. The seeds and skin are not removed, all being cut up together. Shake the fruit to settle it well into the preserving kettle and add water, not enough to cover the fruit but just sufficient so it can be seen all through it.

As the fruit is cooking, stir and mash it, cooking slowly and gently. For the dripping have ready a strong bag made of double cheese cloth. When the stewed fruit is poured into the bag, tie the top firmly and attach the tying cord to a piece of strong twine hung across the work-table and out of a draught. Manipulate the bag gently, but do not squeeze it, else the jelly will be cloudy. When this juice is measured and the sugar is weighed, place the former in the kettle and the latter in a pan in the oven to gently heat. Stir the sugar often and do not let it melt. If making quince or currant jelly three-quarters of a pound of sugar will suffice for each pint of juice. When the twenty minutes' boiling is completed, the sugar is added and the whole mass is again brought to a boil, the jelly being now ready to finish. It is long boiling in sugar that makes stringy, tough and pungent jelly. Take the kettle off the fire, dip out the jelly with a heated dipper, strain through single cheese cloth, and turn it into the glasses. All the implements used should be as hot as boiling water will make them. Jelly is covered with rounds of thin paper dipped in brandy. This paper should be pressed to the top of the jelly and against the inside of the glass. A second and larger circle of paper is then cut, dipped in the beaten white of egg and used as a cover to the glass, passing it closely around the outside.

Jelly should never be stored in a damp place. A cellar is usually much too damp. If a dry and cool place is possible, the conditions are perfect, but a warm place is much to be preferred to a damp, cold one, the latter causing a mould to form on the top of the jelly. If, however, the place is too warm, the jelly will evaporate and shrink in the glass, the sugar granulating on the paper cover.

HINTS FOR SUMMER TRAVEL.

We all travel now more or less, whether we have any special talent for it or not, and attention beforehand to a few details will be found to add immensely to our comfort. In the first place, whatever men may prefer, every woman should, if she possibly can, have a travelling-bag fitted up to suit her own personal wants. Of all white elephants a large and heavy bag or dressing-case crowded with a number of silver things as to which the recipient had no choice is the very worst, and yet nothing is more common as a wedding or Christmas present.

Most of us must expect, if we travel anywhere except between a few large cities, to carry our own hand-luggage, sometimes through stations which seem a mile long, while our particular Pullman car takes a malicious pleasure in being as near the engine as it can possibly get. By the time we reach its ladder-like steps and can hand our burden to the placid porter, our tempers, unless we are too good to be long for this world, are apt to be like our gloves, the worse for their experience. Besides, no two women ever want exactly the same things in travelling. One who is easily sunburned is wretched without the lotion which she always uses; another does not care for that, but wants to have a bottle of smelling-salts or a box of cold cream, or some special clothes-brush or hair-curling lamp to which she is attached where she may be able to put her hand on it. The only sensible thing to do, therefore, is to choose among one's belongings those which really add to one's daily comfort and then proceed to build a bag around them. Each little bottle or box, button-hook or nail-file should have its leather cubby-hole or strap in which it is always to live when in the bag. By taking them out and putting them back constantly one soon learns to do it mechanically, and if one has forgotten anything, its empty place is there as a reminder, which often prevents one from leaving it behind.

Each woman knows what she wants in the way of toilet articles, but here are a few suggestions from a practical traveller. It is a good plan to keep an ordinary paper-cutter, not so fine that it would be heart-breaking to lose it, and also a common wooden pencil, slipped under little leather straps or loops just inside the top of the bag, so that they may be reached in a moment without having to burrow after them. A cheap stiff fan which will stay folded, and a thick gauze veil in case of excessive dust, will lie peacefully in the bottom and give no trouble if they are not wanted. A small bottle of brandy or ginger ought not be omitted. A folding silver fruit-knife is a luxury, and there are various kinds of travelling drinking-cups which do not take up much room and are often a great convenience. A little "housewife" or sewing-case, with glove and shoe buttons, a thimble, an extra pair of shoe laces, and a plaited tress of sewing-silk for mending is almost indispensable. With the present fashion of silk petticoats and separate shirt-waists it is perfectly possible to be twenty-four hours away from one's trunk if the hand-bag is large enough to hold, besides toilet articles, a night-gown, another shirt-waist, stockings and some handkerchiefs. Now these are rather intimate belongings to display to casual eyes every time the bag is opened, but they will pass

unnoticed, and be furthermore kept quite clean, if they are carried in a simple silk case like those made for handkerchiefs, but of some quiet dark color. Another little silk bag into which to slip soiled handkerchiefs is also useful. Some women have a habit of taking off their hats and gloves while in a train, but it is not a good one. Hats can be brushed, but long hair cannot conveniently be washed every evening, while gloves are cheap enough to be within the reach of any one who travels for pleasure, and no matter how cheap they may be, they look better than bare and dirty hands.

Low shoes are so much worn now that one's feet do not feel tired after a long day's travelling as they used to do from buttoned boots, but if one means to stop over night room should be made in the bag for a comfortable and yet nice-looking pair of slippers, and these should also have a dwelling-place of their own. The patterns for shoe-bags are many, but one of the best seems to be a case like a large envelope of brown linen or some such stuff, bound with braid, and with a pointed flap which buttons over, as an envelope is shut. Or else there need be no bag or case at all, but a piece of stuff about eighteen inches square, bound all round, with two ends of tape or braid left loose at one corner, to tie the shoes up into a neat parcel. In order to be convenient it is by no means essential that a traveling bag should be very expensive.

A light wrap of some kind, cape or jacket, should always be carried, no matter how hot the weather may be. Thick rugs are only necessary at sea for ordinary travellers, as our trains are almost always oppressively over-heated in winter, but a woollen shawl, not too heavy, is an excellent thing to take about, spread over the top tray of a trunk, as it may be taken out in a moment if another wrap is needed, or used as an extra blanket at night.

Another great convenience is a portable rubber bath-tub. It folds up into a very small space, is not expensive, and pays for itself several times over in the course of an ordinary journey. A bed-room with a bathroom adjoining always costs more than one without it in this country, and in Europe there is an extra charge for the tin tub which is brought into one's room, the price varying with the place and the grade of the hotel, while it is possible everywhere to get a jug of hot and a bucket of cold water and to be both economical and independent.

One may or may not think tailor-made clothes the prettiest garments for women, but they are certainly by far the most appropriate for travelling. A frock which is to be worn day after day, in trains and on boats, cannot well be too simple, as ruffles and furbelows are dust-traps; and for the same reason flowers are not so suitable as ribbons for the trimming of travelling hats. Yet another suggestion may be given, but this is not quite so material as the others. It is well to allow a margin of time wherever possible. Going about from place to place is fatiguing in the end, no matter how much one may like it, and to be often in a hurry is a distinct drain on one's vitality, which seems rather foolish if it can be avoided. An old traveller who is starting in the morning will always try to give her orders and make all possible arrangements the night before and be called

half an hour earlier than is absolutely necessary, rather than run the risk of having to rush and scramble and, perhaps, feel tired and out of sorts all day as a consequence.

It often happens that a journey includes a visit to some friend living at a distance, and whether that be the case or not, the question of visiting, with the obligations which it involves, has become a distinct part of our nomadic modern life. Our grandmothers visited a good deal, but chiefly in their own neighborhoods, and a trip of a hundred miles was rather a serious matter, to be planned beforehand and remembered afterwards. Putting all sentiment and affection aside, the chief difference between stopping in a hotel and at the house of a friend is that in the former we have a right to exact, since we pay our way, that our personal tastes and habits should be considered, but when we go to a private house we are bound to conform to those of our hosts. People who are what is called "set in their ways," dependent on a certain sort of diet or forced to keep unusual hours, should resign themselves to stopping at home, or finding their warmest welcome, like the English poet, at an inn, unless, indeed, they are prepared to make their friends twice glad—when they come and when they go.

The practice of giving gratuities or tips to servants, either in hotels or in the houses of one's friends, is certainly now firmly established in this country. In former times people who had large establishments supported a number of servants, whom they fed, housed and clothed, but who received very little money. Travellers of any distinction were always welcome at these great houses, and when they went away they naturally left a gift of money, to be distributed among those who had served them.

The belief is held by some that it is foolish to give, and degrading to take, money for service which has been already paid for. Now we must all acknowledge that there are two kinds of presents, those which we give because we want to, not stopping to weigh their value, and those which we send because we have some reason for doing it. If we have made a visit to a friend who has done all he possibly could to make us enjoy ourselves, it is only natural and gracious that we should acknowledge his kindness by a gift the next Christmas, although we may not have sent him one before.

Inviting people to dine with us with whom we have dined, even giving and receiving visits, in fact, most of the manners and customs of society, are based on this system of recognition, for payment it is not nor should it ever be so considered. Servants, of course, understand they are to wait upon the guests of a house as well as upon its regular inmates, and if they are properly treated, they take great pride in seconding any effort of a hostess, but that is all the more reason why their cheerful service should not go unrewarded. If we consider that we are not invited for their pleasure, while they have all the trouble of our visit, it will certainly seem natural that we should make them a little present when we go away, to say nothing of its being only worldly wisdom if we ever expect to go back. The amount proper to be given varies so much in different cases that it is impossible to lay down any hard-and-fast rule. It is a mistake to suppose that servants are usually grasping and care only for what they can make, and if a visitor has only a limited income, a mere trifle, accompanied with a few pleasant words, will be as much valued as a larger sum. But if a guest has very fine clothes and evidently plenty of money, the same small sum would in her case be quite inadequate.

THE ART OF KNITTING.

ABBREVIATIONS USED IN KNITTING.

k.—Knit plain.
p.—Purl, or as it is often called, seam
pl.—Plain knitting.
n.—Narrow.
k 2 to.—Knit 2 together. Same as n.
th a. or o.—Throw the thread over the needle.
Make one.—Make a stitch thus: Throw the thread in front of the needle and knit the next stitch in the ordinary manner. (In the next row or round, this

throw-over, or put-over, as it is frequently called, is used as a stitch.) Or, knit one and purl one out of a stitch.
To knit Crossed.—Insert needle in the back of the stitch and knit as usual.
sl.—Slip a stitch from the left needle to the right needle without knitting it.
sl. and b.—Slip and bind. Slip one stitch, knit the next; pass the slipped stitch over the knit stitch as in binding off work.

To Bind or Cast Off.—Either slip or knit the first stitch, knit the next, pass the first or slipped stitch over the second, and repeat as far as directed.
Row.—Knitting once across the work when but two needles are used.
Round.—Knitting once around the work when four or more needles are used, as in a sock or stocking.
Repeat.—This means to work designated rows, rounds or portions of work as many times as directed.

To make a sweater larger or smaller than the one here described, add or decrease 8 stitches for every inch increase or decrease beyond or under the breast measure given.

The quantity of yarn here given is for the sweater illustrated. Finer or coarser yarns may be used, but in this event the knitter must exercise her own judgment as to

then knitting down to their lower edge and binding off there.

YOUTH'S SWEATER, WITH DEEP SAILOR-COLLAR. (BREAST MEASURE, 30 INCHES.)

FIGURES NOS. 1 AND 2.—This sweater was made of white and blue knitting worsted,

bind off. Knit the other side of the front the same way.

To Make the Back Body Portion.—Cast on 160 stitches and knit the stripes same as in front portion. Then rib for 18 inches. Now rib for 4 inches more, narrowing 2 stitches at each side thus: Rib 4 stitches, k 3 to., rib across to within 7 stitches, k 3 to., rib 4 stitches, turn, rib back without narrowing; repeat these last 2 rows till there are 58 stitches on each side narrowed off. When the four inches are finished, measure the front and back, and if the back is not long enough, add a few rows, then bind off. Sew the front and back portions together from the lower edge for 16½ inches at each side. Join the shoulder edges with over-and-over stitches, the arm's-eyes will now be formed.

To Make the Sleeve.—Take up 125 stitches around the arm's-eye on three medium-sized steel knitting needles and rib the sleeve like a stocking, making the seam-stitch in line with the under-arm seam, purling it in one round and knitting it in the next one. Rib for 2½ inches, then narrow thus: k 3 to. when within 3 sts. of the seam-stitch at each side of it every sixth round for five times. Rib for 4½ inches, narrow as before at each side of the seam-stitch every sixth round for five times; rib for 1½ inch. Now

with the fine needles rib for 1½ inch with white, ¾ inch red. 1½ inch white, and bind off.

To Make the Sailor Collar.—Cast on 170 stitches, work in fancy pattern 1½ inch white, ¾ inch blue, 1½ inch white, ¾ inch blue, 8 inches white. Bind off and sew the collar to the neck; the ends must be even with the ends of the opening of front portion. If preferred, the collar may be made in rib stitch on the sweater by taking up the stitches around the neck edge and then knitting downward, reversing the order of the measurements and stripes as given above. Underface the edges of the opening from the neck edge to a little below the opening with strong braid and have eyelets put in; also have two eyelets put in each side of the collar about three-quarters of an inch apart to be used if the collar is desired close around the neck. Rib an underlap about 5½ inches long and 1½ inch wide, and sew one long edge a little back of the opening and the lower edge to position. Close the sweater with a lacing cord




FIGURE No. 1.



FIGURE No. 2.

FIGURES NOS. 1 AND 2.—YOUTH'S SWEATER, WITH DEEP SAILOR-COLLAR.

the quantity of yarn she will require and the number of stitches to be cast on.

The "fancy pattern" used in making the sweater is the ordinary block pattern, made thus:

First row.—K 2, p 2.

Second row.—Work back, knitting the purl stitches and purling the knitted ones.

Third row.—Same as first row, except that you purl the two knitted stitches and knit the two purl ones to form the block.

Fourth row.—Like second.

Any fancy stitch preferred to the one described may be used, but care must be taken to keep the ribs as we have directed.

"Rib" means: K 1, p 1 across: work back on wrong side, knitting the purl stitches and purling the knitted ones to keep the pattern.

The sailor collar may be ribbed throughout, if preferred. It may also be knitted upon the sweater by taking up the required number of stitches around the neck edge and

the stripes being made of the blue. Thirteen ounces of white and about one ounce of blue will be needed. Fine knitting needles were used for the wrists and medium-sized needles for the rest of the sweater.

To Make the Front Body-Portion.—Cast on 160 stitches and work in fancy pattern for 1½ inch with white, 6 rows blue, 1 inch white. Now rib for 12½ inches. Then divide the stitches so that one-half of them will be on one needle; this is to form the opening in the front. Now work only with 80 stitches. Rib for ¾ inch, then narrow thus: Rib to within 6 stitches of end of needle nearest the arm's-eye edge, k 3 to., rib the other 3 stitches, turn, rib back; repeat the last 2 rows twice more, then rib for 4½ inches more. Now the narrowing along the neck edge is made as follows: Rib for 3½ inches and narrow in every row thus: rib 4 stitches, k 2 to., rib across, turn, rib back to within 6 stitches, narrow, rib 4 stitches, repeat last 2 rows till 22 stitches are narrowed off, then

on the 6.

FIG ch., * d. c. :

last st. more. Seco. daisy p of next Thri. Four ch., sk knot, s st., 2 to * n. Fifth. * 2 kn knot st peat fr Sixth d c. in in the knot st

CROCHETING.

ABBREVIATIONS USED IN CROCHETING.

- | | |
|---|--|
| l.—Loop.
ch. st.—Chain stitch.
s. c.—Single crochet.
d. c.—Double crochet. | h. d. c.—Half-double crochet.
tr. c.—Treble crochet.
p.—Picot.
sl. st.—Slip stitch. |
|---|--|

Repeat.—This means to work designated rows, rounds or portions of the work as many times as directed.

* Stars or asterisks mean, as mentioned wherever they occur, that the details given between them are to be repeated as many times as directed before going on with the details which follow the next *. As an example: * 6 ch., 1 s. c. in the next space, and repeat twice more from *; (or last *) means that you are to crochet as follows: 6 ch., 1 s. c. in the next space, 6 ch., 1 s. c. in the next space, thus repeating the 6 ch., 1 s. c. in the next space, twice more after making it the first time, making it three times in all before proceeding with the next part of the directions

CROCHETED DOILY.

FIGURE No. 1.—*First round.*—Make 11 ch., * skip 2 st. of ch., 1 s. c. in the next, 1 d. c. in each of the next 7 st., 1 s. c. in the

Seventh round.—2 s. c. in 4 ch., * 5 ch., 2 s. c. in next 4 ch., and repeat from *.

Eighth round.—* D. c. in a st., skip 1 st., ch., and repeat from *.

Ninth round.—* 1 s. c. in each of 7 sts., 8 ch., sl. st. in first st. of the ch.; turn; 1 s. c., 13 d. c., and 1 s. c. all in loop of 7 ch., *; repeat from * to *.

* 3 ch., d. c. over next d. c.; repeat from * twice more; 2 d. c. in ch. of 3, d. c. over d. c., 2 d. c. in 3 ch., d. c. over d. c., * 3 ch., d. c. over d. c.; repeat from * 6 times, 2 d. c. in ch. 3, d. c. over d. c., 2 d. c. in ch. 3, d. c. over d. c., * 3 ch., d. c. over d. c.; repeat from * 4 times.

The remaining 18 rows are made of 3 ch. and double crochets forming open spaces and solid squares to form the letter. Any one who crochets can finish the letter by counting the open spaces (see picture).

By using a cross-stitch alphabet as a guide any initial can be readily formed by simply making double crochets wherever a cross-stitch occurs.

After finishing the square baste it into the corner of a hemstitched handkerchief, button-hole around it and cut the linen from beneath as illustrated.

Made in silk the initial would be appropriate for a silk handkerchief, the degree of fineness of the silk thread used varying according to the size of the handkerchief. A narrow border of drawn-work could be made




FIGURE No. 1.—CROCHETED DOILY.

last st. of the ch.; repeat from * to * 7 times more.

Second round.—2 s. c. in st. of ch. at tip of daisy petal, * 5 ch., 2 s. c. in same st. of ch. of next petal; repeat from * all round.

Third round.—1 s. c. in every st.

Fourth round.—1 s. c. in a stitch, * 7 ch., skip 2 st., 1 s. c. in next st., 1 ch., a knot st., a s. c., a knot st.; 1 ch., skip 2 st., 2 s. c. in next st., *; repeat from * to * all round.

Fifth round.—1 s. c. over s. c. of knot st., * 2 knot sts., a s. c. over next knot st., 2 knot st., a s. c. in middle st. of 7 ch.; repeat from * for the round.

Sixth round.—* 10 ch., skip 4 st. of ch., 1 d. c. in the next st., 1 ch., skip 1 st., 1 d. c. in the next st., 1 ch., 1 s. c. over s. c. of knot st.; repeat from * for the round.

sl. st. in 2nd st. of next shell, sl. st. in next st.; repeat from * for round.

CROCHETED HANDKERCHIEF CORNER.

FIGURE No. 2.—Use No. 70 or 80 thread and a fine steel hook. Begin with a chain of 80 stitches.

First row.—1 d. c. in 6th st. of the ch., * 3 ch., skip 3 ch., 1 d. c. in next stitch, and repeat from * 18 times more.

Second row.—6 ch.; turn; d. c. over d. c.,




FIGURE No. 2.—CROCHETED HANDKERCHIEF CORNER.

all round the square, whether in a linen or silk handkerchief, and would add to the dainty effect.

SOME NEW SHIRT-WAISTS.

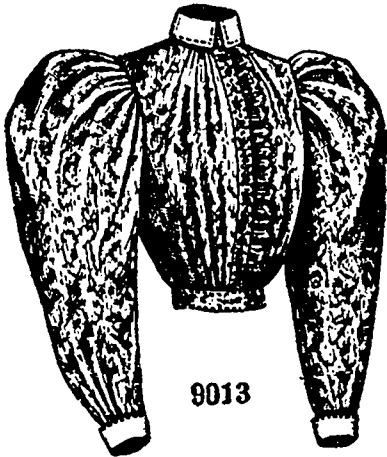
The shirt-waist is an indispensable garment in the Summer wardrobe and a most attractive display of sheer fabrics is this season offered for its development. The lines of the new shirt-waists are so simple that they are adapted to women of all ages and the selection of either showy or inconspicuous ma-

costs 25 cents. Plain silk is pictured in the waist, which is completed with a removable turn-down collar and a metal belt. Under-arm

closing. The upper part of the back is a bias, pointed yoke.

Plain and figured organdy is pictured in the shirt-waist shaped by pattern No. 9079, which is in 9 sizes for ladies from 30 to 46 inches, bust measure, and costs 25 cents. A white linen collar and satin band-bow give a stylish completion. The upper part of the front is a yoke that is deepest at the sides and shows downward-turning tucks and the back has a bias yoke. A leather belt surrounds the waist


A becoming shirt-waist is shown in pattern No. 9129, which costs 25 cts., and is in 9 sizes for ladies from 30 to 46 inches, bust measure. It represents the shirt-waist made of plaided organdy all-over flowered and plain white



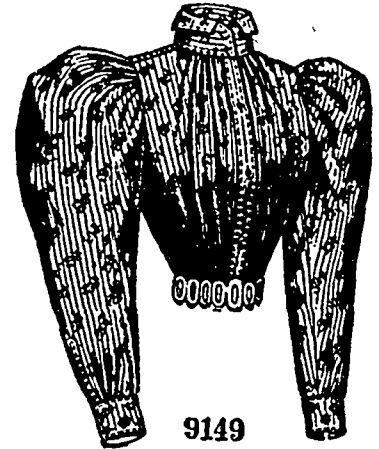
9013

terials is a matter of individual taste. The continued favor accorded these waists is sufficient reason for the fresh adaptations that are constantly offered, some of the new modes being rather dressy, others quite simple.

Figured lawn is represented in the shirt-waist shaped by pattern No. 9013, which is in 9 sizes for ladies from 30 to 46 inches,



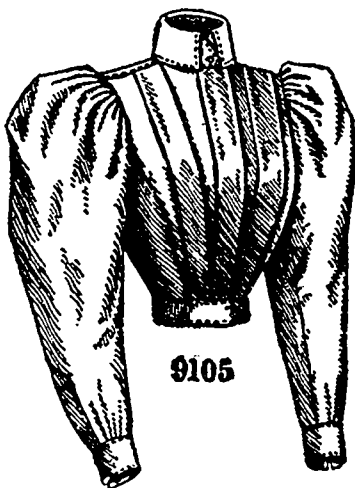
9079



9149

organdy, machine-stitching providing the finish. The yoke style of shirt-waist is generally becoming and under-arm gores insure a smoothness at the sides. A turn-down collar of white linen is worn, and the cuffs correspond.

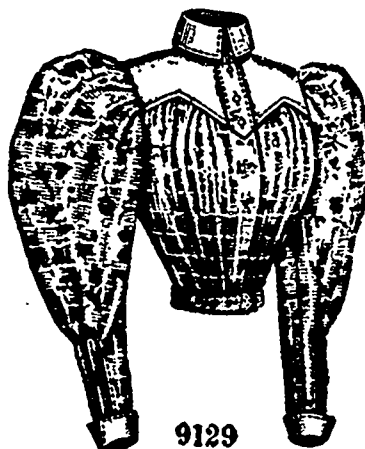
The shirt-waist shaped by pattern No. 9149 is in 9 sizes for ladies from 30 to 46 inches, bust measure, and costs 25 cents. It is represented made of fancy percale and has a gracefully arched back-yoke, straight link cuffs and a removable collar. The fronts are becomingly full. The style is simple and becoming and is adaptable to any of the seasonable goods.



9105

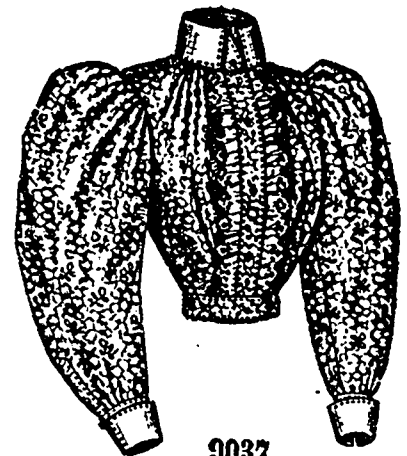
bust measure, and costs 25 cents. The waist is decorated with insertion and a plaiting of the material. The style is delightfully simple and cool and any of the seasonable goods used for shirt-waists will be appropriate.

A practical style of waist, suitable for silk, woollen or cotton fabrics, is shaped by pattern No. 9105, which is in 9 sizes for ladies from 30 to 46 inches, bust measure, and



9129

gores separate the fronts from the back and three box-plaits are formed in front and back alike, the middle plait in front concealing the



9037

Lavender organdy is pictured in the shirt-waist shaped by pattern No. 9037, which is in 9 sizes for ladies from 30 to 46 inches, bust measure, and costs 25 cents. The shirt-waist is decorated with a ruffle of embroidered edging at each side of the closing, which is made at the center with studs through a box-plait. An organdy belt and a white linen collar and cuffs give the dressy completion.

PREF

She should her tr to ap drugg come and a nesses sojour extrac alcoh vasilr time o neat a her tr which with h compl them. peated small. blesin seaside what t of stov space. it is ve set for this en three w but litt the wa suspent

OF INTEREST TO WOMEN.

PREPARING FOR A TRIP TO THE SEASHORE.

She who is planning a visit to the seashore should ponder well what she shall put into her trunk before leaving home. It is wise to appreciate at the outset that the resort druggist and doctor make most of their income during the Summer season. Simple and accustomed remedies for ordinary illnesses should be provided for the seaside sojourn. A hot-water bag, a bottle of Pond's extract or witch hazel, some mustard leaves, alcohol, the five-o'clock tea-kettle and lamp, vaseline and cold cream will prove friends in time of need. She who would always look neat and trim at the seaside should put into her trunk a flat-iron and a tiny oil-stove with which to heat it. The damp air plays havoc with her pretty frocks, the tiny hotel closet completing the ruin by rumpling and creasing them. If servants are commissioned to repeatedly iron out frocks, the expense is not small. Besides, the oil-stove will prove a blessing in other ways. A first visit to a seaside or country hotel is a revelation as to what the guest is expected to do in the way of stowing pretty frocks into an impossible space. If her stay is to be of any duration, it is well that she should arrange at the outset for the hanging away of her frocks. To this end let her provide beforehand two or three wooden strips with hooks. These cost but little and are blessed factors in keeping the wardrobe presentable. They may be suspended by cords on the outside of the

closet door, in a space on the wall or even behind the headboard of the bed, if there is no better place. To effect this last arrangement, the bed should occupy a corner of the room, the gowns hanging quite unseen behind it. A curtain made of calico will keep the frocks it covers free from dust. A cretousse cover and two or three pillows for the trunk will transform its plainness into the semblance of a window seat or a small couch, adding cosiness to the room. In the bottom of the trunk should be kept the pretty bodices. Inside the handbag will be carried the night-robe, brush, comb and toilet soap. The soap is not always remembered, but it is a necessity that will not be found in the room upon arriving, unless left there by a former occupant.

WISDOM FOR THE WATERING PLACE.

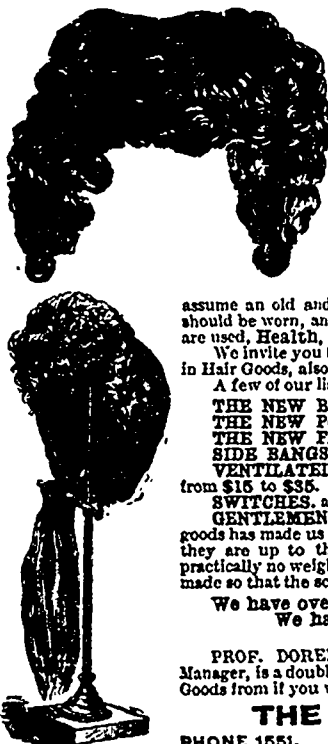
A first experience at a seaside hotel may be productive of embarrassing blunders if the novice lacks tact and prudence. It is natural that she should wish to be considered not unused to hotel life, but this conclusion is not likely to be the first one arrived at if she boldly rushes into unknown paths. Let her allow those more accustomed to the surroundings to take the lead. Ease of manner and apparent experience are but the outward and visible signs of observing what others do. The visitor's trunk may not have arrived in time to allow her to change her travelling gown before the first meal is announced, but if the dust and grime of travel are thoroughly

removed, the travelling gown is quite excusable, even at the evening meal. In most seaside hotels, however, a pretty, light-colored gown, more or less elaborate, is worn for this repast. The gown may be décolleté and is often very handsome. For the woman of modest means a simple white dress, made round or square at the throat, may be worn with the comforting confidence that it is in good taste. Inexpensive white frocks help out a scanty wardrobe wonderfully, and, with plenty of ribbon changes for the belt, are always chic. For breakfast or luncheon the usual street dress is worn. A tea-gown or wrapper is never seen outside the bedroom. Hats are worn at these meals if an outing is to immediately follow, and much liberty in the matter of costuming prevails.

THINGS TO AVOID.

Mademoiselle wishes to be popular with her sojourners, but she has gone the wrong way about it if she is noisy or boisterous in dining room or parlor. She is young, full of life and spirits and, naturally, sees no harm in "having a good time." But Mrs. Grundy will say she is ill-bred if the "good time" disturbs her. Laughter may be heartily sincere without ringing through the room and startling the other occupants into stares. A voice that rises above the din and clatter of the ordinary hotel dining-room proclaims its owner unaccustomed to hotel life or contact with the refined or cultivated. Then, too, the novice should be reserved in her demeanor in meeting strangers. The most agreeable friends are not those made in an hour, and a charm always invests the dignified yet gracious woman.

America's Greatest Hair Goods House, ESTABLISHED 1868
 THE DORENWEND CO. LTD.
 103 and 105 Yonge St., TORONTO, CAN.



The steady growing demand from all over Canada and the United States for our ART HAIR COVERINGS shows that our goods are appreciated, and it stirs us on to renewed efforts to design and produce new things in Hair Goods for your benefit.

The transformation which takes place in the appearance of a person who wears our goods is most striking. An ordinary and commonplace face can be changed to a beautiful and attractive one by a judiciously arranged style of our Hair Goods. Surrounding you, doubtless, are many persons who puzzle you to account for their fine appearance; they keep quiet the fact that they are wearing DORENWEND'S HAIR GOODS. Prejudice is being overcome by the degree of perfection attained in this age of progress. We suggest to the thousands of bald-headed or thin-haired ladies and gentlemen that they investigate this matter. Is it not through loss of the hair that many faces assume an old and careworn look? Does it not also appeal to common sense that substitute hair should be worn, and we have proven beyond doubt that when our HAIR GOODS STYLES are used, Health, Comfort and Improved Appearance are the result.

We invite you to send for our Illustrated Catalogue, which gives full description of what to wear in Hair Goods, also contains particulars of Theatrical Wigs, Hair Dyes, Hair Growers, etc.

- A few of our listed styles:
- THE NEW BELLINA BANG STYLE, with parting, from \$5.00 to \$12.00.
- THE NEW POMPADOUE, \$3.00 to \$10.00.
- THE NEW FLUFFY CUBLED BANG, with or without parting, \$2.50 to \$7.50.
- SIDE BANGS, with side combs attached, \$3, \$4 and \$5 per pair.
- VENTILATED OPEN WIGS for ladies, with long back hair and curly, wavy or plain fronts, from \$15 to \$35.
- SWITCHES, all long hair, straight, wavy or fluffy, \$2, \$3, \$4, \$5 and up.
- GENTLEMEN'S FEATHERWEIGHT TOUPEES AND WIGS. The enormous sale of these goods has made us famous, not alone on this continent, but all over the globe, and is a guarantee that they are up to the mark and that they are all we claim. We make them so light that there is practically no weight at all to them, yet they are strong and durable. Some are made so that the scalp is visible without showing the foundation.

We have over 30,000 Gentlemen wearing our Toupees.
 We have over 20,000 Gentlemen wearing our Wigs.
 We have over 50,000 Ladies who wear our Styles.

PROF. DORENWEND (the best known hair artist in America) as our Manager, is a double guarantee that we are the ones you should buy your Hair Goods from if you want the best possible goods at cheapest prices.

THE DORENWEND CO. LTD.,
 PHONE 1551. 103 and 105 Yonge St., Toronto, Ont.



ANSWERS TO CORRESPONDENTS.

MISS M. A. S.—Genuine bay rum is made by digesting in rum the leaves of the bay plant (an aromatic shrub native to the West Indies) and by distilling the resulting liquid. The next most reliable quality is made with the essential oil obtained from the bay plant in the following manner: Mix a fourth of an ounce of oil of bay with a gallon of ninety-five per cent. alcohol and add gradually a gallon of water, shaking the mixture constantly. If it should become cloudy, the addition of a little alcohol will clarify it.

A SUBSCRIBER—Authorities upon the science of beauty inform us that correct breathing and poise will enable one to banish a double chin. Certainly much may be done to correct it by the poise of the head. The short-necked woman is advised to hold her head well up, even stretching her neck until conscious of the pulling of the cords. She should also practice dropping her head listlessly upon the trunk and rolling it about on its spinal pivot. This exercise of neck muscles little called into use will help consume the accumulation of fat upon the throat and give a graceful poise to the head.

A SUBSCRIBER—To have your finger-nails treated put their tips in a bowl of tepid water (at the manicure's they use finger-bowls), and let them soften under its influence for about ten minutes. Then dry them by pressure—not rubbing with a towel—and give your hand to your friend. It is most likely that the skin has grown up so that it hides the half-moon at the base of the nail, and that this skin is hard to remove. Dipping a little paint-brush in a weak solution of oxalic acid, the worker will touch the objectionable skin and, when it has been pushed down with a soft piece of wood or a blunt instrument of steel or ivory, will take the curving scissors and trim them into shape. The acid should be used with great care. All department stores keep salve boxes.

A SUBSCRIBER—Stick pins are worn by those who like them. Try a mixture of linseed oil and turpentine for the stains on the furniture. Gasoline applied with a flannel rag will remove the stain upon your dress.

ERNY—To cure ringworm proceed as follows: To one part of sulphuric acid add sixteen to twenty parts of water. Use a feather and apply this lotion to the parts night and morning. A few applications will generally effect a cure. If the solution is too strong, dilute it with more water; and if the irritation is excessive, rub on a little oil but never soap. A jeweller can clean the opals.

ROSEBUD—The hair upon the arms may be removed by bathing them once a day in a hot solution of chloride of lime—two tea-spoonfuls to a quart of water—for two minutes at a time. Immediately after wash them in vinegar and water and rub them with almond or olive oil to soften the skin left hard and dry by this caustic application. In using the chloride stand in the open air or a doorway, as its fumes are unpleasant and poisonous.

A SUBSCRIBER OF THE DELINEATOR—The seams of a gored skirt are pressed open and the edges may be either bound or overcast. The creases in a black silk skirt which has been laid in kilt-plaits cannot be removed without taking out the stiffening.

READER—Part the little one's hair in the centre and curl the back hair over the finger or a curling stick, tying the front curls away from the face with narrow baby ribbon. Her dresses should reach to the instep.

NETTIE—A simple wash for a greasy skin is made of one pint of elderflower water and one ounce of tincture of benzoin. Drop the benzoin slowly, stirring all the time to prevent the mixture from curdling. See Dr. Grace Peckham Murray's article on the skin in THE DELINEATOR for February.

DOMESTIC SCIENCE.

SOUP FROM CHICKENS' FEET.—No less an authority than Miss Parlon recommends chickens' feet as a material for soup. Her instructions are: "Cut the feet off at the usual joint, wash and throw them into boiling water and after a little while draw off their skins and scales and boil them. Their gluten is a delicious base for sauces or soups. Boil with the feet, the head, wing tops and neck of the chicken and a delicate broth, impossible to make from other parts of the bird, is produced. This preparation is as much a luxury as it is an economy."

GILT FRAMES.—Gilt frames may be cleaned by wiping them gently with a soft, clean cotton cloth moistened in sweet oil.

CABBAGE SALAD.—A pretty and delicious salad of cabbage, whether white or purple, may be made by shredding or chopping the vegetable fine and placing it in a salad bowl. In the center set the cup-like skin of an orange, banking the cabbage around it. Fill this with a mayonnaise dressing. A decoration of thin, unpeeled slices of cucumber or boiled beef may be added.

TO PRESERVE EGG PLANT.—When one has more egg plants than are wanted for immediate use, wrap each one carefully in brown paper and store in a dark, cool place. In this way they may be preserved for a fortnight or more.

CANNED GOODS.—Young housekeepers cannot be too often reminded that as soon as a can of any fruit, vegetable, fish or meat is opened its contents should be emptied at once into an earthen or glass bowl and allowed to stand for a few hours to draw back the oxygen that heat has eliminated. Left open in a tin can, poisonous chemical changes will take place.

APPLES FOR HEALTH.—"Apples," says a medical authority, "are an excellent brain food, a preventive of throat disease, and so easily digested that every person should eat at least one apple that is ripe and juicy before going to bed. The most delicate digestion is not injured by this fruit, if it be slowly and perfectly masticated, because it contains more phosphoric acid in an easily assimilated form than any other fruit. Apples stimulate the action of the liver and encourage healthful sleep. Another physician prescribes an apple scraped into pulp just before retiring, to patients afflicted with insomnia."

SUNBURN.—When one's skin is badly blistered by sunburn, a soft linen cloth folded three or four times and dipped in a strong solution of sub-carbonate of soda (cooking soda) and laid upon the suffering parts brings speedy relief. After the pain is gone anoint the skin with a mixture of equal parts of olive oil and vaseline. This preparation is healing for all but exceptional cuticles and should be in the kit of every woman who goes on extended bicycle tours.

GAS SHADES.—The ballet-girl petticoat lamp-shade is pretty but dangerous where there are matches. It is also a dust-inviting attraction. The ultra- neat housewife will have globes of cut or painted glass or those of a translucent something that looks like porcelain but isn't. Then there are the Marie Antoinette shades, stiff and bell-like painted covers.

TO FRESHEN A LOAF OF STALE CAKE.—Dip the hand in cold water and draw it over the cake so as to slightly moisten the entire crust. Put the cake at once into the oven and after it has had time to become hot all through it will be found as fresh as

when first baked. No rule can be given for the time such reheating will require because loaves differ in thickness.

BOILED MEATS.—It is as necessary to quickly heat the surface of meats to be boiled as when it is to be roasted. Plunge the cut into boiling water and keep it at this high temperature for ten minutes; then place the kettle where the water will simmer gently until the meat is done. When a fork can be plunged into the meat and turned round, it is done and will be tender and retain its best flavor, the quick heating having imprisoned its juices. If it is cooked by boiling hard all the time it is on the fire, it will be hard and tasteless, all its essences having passed into the water.

CARE OF BROOMS AND BRUSHES.—Broom-corn brushes should be soaked in clear water for half an hour and then dried out of doors, this process being repeated every fortnight. Bristle brushes should be plunged up and down in a mixture of ammonia and water and then dried in the open air whenever they look dusty or dingy. Two table-spoonfuls of ammonia to a quart of water will be about right.

BATH-SEATS.—House furnishers have now on sale a seat that can be adjusted inside a bath-tub so that foot-baths are no longer a necessary piece of furniture.

INSECT ENEMIES OF HOUSE-PLANTS.—Make a strong suds of hard soap melted in half a pint of boiling water; into this slowly pour a pint of kerosene oil, continually stirring it. Add two gallons of warm water and mix thoroughly. After the scales have been removed from ivies and other plants with a small dull knife or the finger nail, spray them well with this compound. Red spiders can be banished by generous showers of clear water upon the plants that harbor them.

VEILS.—An English physician claims that vertigo, headache, nausea, dullness of vision and many other serious ailments of women are due to wearing veils. He says all veils are injurious to health, but those with spots are the worst. A highly successful medical man in New York claims that diseases are traceable to the eyes and he has proved his assertion in many cases by restoring the general health through treating the eyes alone.

SPICED FRUITS.—In early Summer many country homes have apples on hand which, of course, at this season are almost flavorless. To make them palatable for use with meats, add a pound of sugar to a pint of vinegar and when it boils drop into this ten cloves, a tea-spoonful of broken cinnamon and a small bit of red pepper skin. Boil the apples, quartered and pared, in this liquid until cooked and then turn it over them.

FLAVORS.—It is not generally known that the essences of celery and spices, the juice of onions and many other flavors may be purchased ready for use. These preparations are more convenient and cost no more than in their ordinary unextracted form.

DOWN PILLOWS.—Wax thinly the inside of the inner lining of down pillows and the feathers cannot creep through. Bees-wax on a warm iron rubbed over the inside of the cases will have this effect. Fresh wax must be added as often as the iron is rubbed free from it.

ODORLESS TEA-POT.—When a tea-pot is not in daily use, a lump of sugar left in it will keep it sweet and free from odor.

1
La
Mou
Si
Ar.

5

1317

(To be
the C
Leugh
Fanc
S
Arm m
Any

1326

Misses
(T
Flit
with
T
a Band12
8

ON THIS page is illustrated an assortment of Patterns for Ladies', Misses' and Girls'...

SLEEVES,

Which many will no doubt be pleased to inspect.

The Patterns can be had in the sizes mentioned, from Ourselves or from Agents for the Sale of our Patterns. In ordering, please specify the Numbers and Sizes (or Ages) desired.

THE BUTTERICK PUBLISHING CO.
(LIMITED),

171 to 175 Regent St., London, W.;
or, 7 to 17 West 13th St., New York.



1291 Misses' and Girls' Puff Dress Sleeve (To be Made in Full Length or in a Short Puff with a Band) Known as the Veronese Sleeve: 6 sizes. Ages, 6 to 16 years. Any size, 5d. or 10 cents.



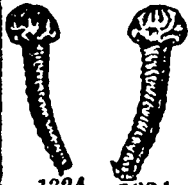
1236 Misses' and Girls' Dress Sleeve, with Double Mushroom Puff (To be Made Smooth or in Mousquetaire Fashion and Finished Plain or in Venetian Style at the Wrist): 6 sizes. Ages, 6 to 16 years. Any size, 5d. or 10 cents.



1155 Misses' and Girls' Close-Fitting Two-Seam Dress Sleeve, with Short Puff (To be Made in Full Length or in a Short Puff): 8 sizes. Ages, 2 to 16 years. Any size, 5d. or 10 cents.



1210 Misses' and Girls' One-Seam Dress Sleeve, Close-Fitting to Above the Elbow (With Fluted Lining): 8 sizes. Ages, 2 to 16 years. Any size, 5d. or 10 cents.



1324 Ladies' One-Seam Mousquetaire Dress Sleeve: 5 sizes. Arm measures, 10 to 14 inches. Any size, 5d. or 10 cents.



1818 Ladies' Two-Seam Leg-o'-Mutton Dress Sleeve: 7 sizes. Arm measures, 10 to 18 inches. Any size, 5d. or 10 cents.



1322

1322 Misses' and Girls' Two-Seam Leg-o'-Mutton Dress Sleeve: 7 sizes. Ages, 4 to 16 years. Any size, 5d. or 10 cents.



1317 Ladies' Shirred Puff Dress Sleeve (To be Made With or Without the Caps and Made in Full Length and Finished Plain or Fancy at the Wrist or in a Short Puff): 6 sizes. Arm measures, 10 to 16 inches. Any size, 5d. or 10 cents.



1317



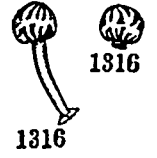
1315 Ladies' Dress Sleeve, with Puff (To be Made in Full Length and Finished Plain or in Venetian Style or in a Puff with Band): 7 sizes. Arm measures, 10 to 16 inches. Any size, 5d. or 10 cents.



1315



1320 Ladies' One-Seam Mousquetaire Dress Sleeve: 6 sizes. Arm measures, 10 to 15 inches. Any size, 5d. or 10 cents.



1316 Misses' and Girls' Dress Sleeve, with Puff (To be Made in Full Length and Finished Plain or in Venetian Style or in a Puff with Band): 7 sizes. Ages, 4 to 16 years. Any size, 5d. or 10 cents.



1316



1326 Misses' and Girls' Bishop Dress Sleeve (To be Made With or Without Fitted Lining and in Full Length with a Plain or Turn-Up Cuff or in Three-Quarter Length with a Band and With or Without a Frill): 7 sizes. Ages, 4 to 16 years. Any size, 5d. or 10 cents.



1326



1326



1326



1311 Misses' and Girls' Leg-o'-Mutton Shirt Sleeve (To be Made with Plain or Turn-Up Cuff): 7 sizes. Ages, 4 to 16 years. Any size, 5d. or 10 cents.



1311



1325 Ladies' Bishop Dress Sleeve (To be Made With or Without Fitted Lining and in Full Length with a Plain or Turn-Up Cuff or in Three-Quarter Length with a Band and With or Without a Frill): 7 sizes. Arm measures, 10 to 16 inches. Any size, 5d. or 10 cents.



1325



1325



1325



1245 Ladies' Dress Sleeve (To be Made in Full Length or in a Short Puff) Known as the Amy Robeart Sleeve: 7 sizes. Arm measures, 10 to 16 inches. Any size, 5d. or 10 cents.



1245



1245



1294 Ladies' Dress Sleeve, with Butterfly Puff (To be Made in Full Length and Finished Plain or in a Venetian Point or in Elbow Length): 6 sizes. Arm measures, 10 to 15 inches. Any size, 5d. or 10 cents.



1294



1294



1220 Ladies' Two-Seam Dress Sleeve, Plaited to Form a Short Puff at the Top (To be Made in Full Length or in Elbow Length and Finished Plain or in Tabs at the Bottom): 7 sizes. Arm measures, 10 to 16 inches. Any size, 5d. or 10 cents.



1220



1220



1220

WEAR THE "QEBEH"



... Surest aid to a graceful, stylish figure. Beware of imitations. The "QEBEH" is stamped with our name and date of patent. For sale in all the stores.

Leading Modistes universally use and recommend the

MANUFACTURED BY

The CROMPTON CORSET CO.
TORONTO.



1321 Misses' One-Seam Mousquetaire Dress Sleeve (To be Finished Plain or in Venetian Style): 4 sizes. Ages, 10 to 16 years. Any size, 5d. or 10 cents.

THE Wall Paper King OF CANADA

IF YOU THINK OF PAPERING

a Residence, Church, Office, Lodge Room, Public Hall, Hotel or Store

WRITE A POSTAL TO

C. B. Scantlebury,

Box 510, Belleville, Ont.

Mention the rooms you think of papering, about the price you want to pay and where you saw this "ad."

You will get by return mail large sample books of choice Wall Paper at the lowest prices known to the Canadian trade, and our booklet, "How to Paper."

We pay express charges on all orders and guarantee satisfaction or your money back.

References, Can. and Dom. Express Cos. Agents wanted everywhere.

The Flower Garden.

PALMS.

There is little to be done in the garden this month, except to enjoy the fruits of our labors as the plants and flowers come into perfection. Do not allow the garden to suffer for water and have no mercy on weeds that rob your plants of the nourishment they require. If any plants are growing too tall or spindly, pick off the tops; this will cause them to become more vigorous and bushy. The more the flowers are plucked the more the plants will bloom. Allowing plants to seed weakens them. To induce continuous blooming all flowers should be removed as soon as they fade.

Several readers have asked for information in regard to the culture of palms. Palms are by no means difficult to keep, but there are a few points in regard to their management which require attention. They should be cultivated in pots or tubs quite small in proportion to the size of the plants. Palms withstand confinement and indifferent treatment remarkably well, and for grouping in the garden they are invaluable, particularly in shaded positions.

All palms require good drainage and an abundant and continuous supply of water, particularly during the Summer. Never should the soil be allowed to become dry, though water without good drainage to carry off the surplus will surely cause decay and death. If the pot containing the palm is kept in a jardinière, it should be set upon a block, an upturned saucer or something to keep the pot above the water which settles in the jardinière, and this outer vessel should be emptied often enough to prevent the water from touching the bottom of the pot. Never plant a palm in a jardinière or pot unless there is a hole in the bottom of the pot with pieces of broken crocks or stones about the size of hickory nuts. As palms always succeed better when somewhat restricted at the root, avoid too large pots.

Repotting, when necessary, should be done in the early Spring. To ascertain whether repotting is needed, carefully raise the pot, spreading the hand over the soil, turn it upside down and knock its edge on a table. This will allow the ball of earth with the plant to be withdrawn on the hand. If the roots are found matted near the base, the old pot should be replaced with one about four inches wider, replacing the ball of earth intact in the large pot and adding fresh soil around it. Repotting will be required usually only every second year. If repotting does not seem necessary, a light top dressing may be given instead. In Summer syringe the plant morning and evening; sprinkling with a hose answers the same purpose. For potting soil, be careful to select only such as is free from decaying matter. Excellent for the purpose is good, rich, mellow garden soil well mixed with one-third the quantity of sand, to which add a small quantity of pulverized charcoal. Manure water may be applied freely during the summer, when it is possible to make it with little trouble; that from cow manure is best.

The favorite varieties of palms are: *Areca lutescens*, bright, glossy-green foliage, with

rich, golden-yellow stems; *cocos weddeliana*, small, graceful and elegant, excellent for the center of fern dishes, being of slow growth; *kentia*, hardy and not effected by dust and dry atmosphere. Where but one variety can be raised, select the *kentia*. *Kentia balmorea* is somewhat dwarf and spreading. *Kentia fosteriana* is of stronger growth, with broader, heavier foliage. *Latania borbonica* is the Chinese fan palm, known everywhere. *Latania borbonica aurea* is a golden-leaved variety of the same palm, quite rare and expensive. *Livistonia ritundifolia* is very pretty and desirable for table decoration. The foliage is similar to *latania*, but smaller and very gracefully curved. *Phoenix reclinata* is a strong-growing date palm with dark-green, glossy foliage. *Seaforthia elegans* is one of the best for ordinary purposes. Where but two palms can be grown, select a *seaforthia* and a *kentia*. *Caryota urens*, or fish-tail palm, is one of the best for sub-tropical gardens. *Raphis flabelliformis* succeeds almost anywhere. The foliage is a rich dark-green and the plant throws up suckers or young plants about the base of the parent, giving it a handsome, bushy appearance. *Ceroxvillon niveum* is very beautiful, having broad foliage, silvery-white on the under side. These last two and the golden *latania* are rather rare and costly, but all the others are inexpensive.

MIGNONETTE.

Many correspondents have asked about the special culture of mignonette. The most successful grower of mignonette for the New York market says that the preparation of the bed is of great importance. Enrich the soil thoroughly with plenty of well-rotted cow manure to a depth of not less than eighteen inches, deeper if possible; mix thoroughly and pulverize the soil well. The seed may be sown directly in the bed or in boxes to be subsequently transplanted. Do not allow the plants to crowd each other; eighteen inches apart each way is about the right distance for the large-growing varieties, while the old variety will do well four inches apart in rows eight inches apart. Keep the soil loose by going over it frequently and keep the beds only moderately moist.

A subscriber wishes to try growing ornamental grasses and everlasting flowers for the market. Everlasting flowers are used by florists quite liberally in making up designs and might be employed to a still greater extent if well grown, well preserved specimens could be obtained at a low price. The seeds may be sown in boxes and transplanted, though most kinds may be planted where they are to grow, if the soil is well prepared. The best varieties are: *Acroclonium*, *ammobium* and *gomphrena*. The last-named variety should not be picked until the flowers are well matured, but all the others should be picked a little before they expand and hung up in small bunches so the stems will dry straight. Other desirable varieties are; *Helichrysum*, *helipterium*, *rhodantha*, *waitza* (should be picked very early or the center will become discolored), *xeranthemum*, *gypsophia* and *statice*. With these a few grasses should be grown. Among the best are: *Agrotis*, *nebulosa*, *briza maxima*, *bronz brizaeformis*, *hordeum jubatum*, *laguris ovatus* and *stipa pennata*.

FASHIONS OF TO-DAY.

The drooping sailor blouse is winning its way back to favor.

One style of sailor blouse is varied by a shield and another has the regulation closing down the front.

A bolero suggestion is given by a fanciful jacket forming part of a full basque-waist.

The front of a basque-waist droops from a pointed yoke, the fulness being framed by box-plaits.

The front of a Russian blouse-waist droops, but the back is caught close to the figure by gathers at the center.

Some cuffs flare in ripples over the hand in an attractive way.

The box-plaited Norfolk basque worn with a chemisette is finished with a notched collar.

Rippling or gathered epaulettes over the puffs of sleeves contribute to the good style of bodices.

A fanciful Russian basque-waist is cut square at the neck to reveal a gathered yoke and has also mousquetaire sleeves with mushroom puffs and frill caps, and a girdle, deep and pointed only at the back.

In a double-breasted basque suitable for stout figures the fronts may be made with or without a center-front seam.

The absence of seams from the front and back of a basque-waist renders its adjustment of sheath-like smoothness.

In the newest shirt-waist the full fronts droop a trifle and a shallow, pointed yoke is applied at the back.

Very like the picturesque zouave jacket is an Eton or a mess jacket that flares open over a vest.

The lower outline of the back in an Eton jacket is pointed slightly and a narrow collar rolls the fronts over in short lapels.

Box-plaits that roll in flute fashion back and front and a standing tab collar are interesting features of an Empire cape.

A plain circular cape is overlaid by another plaited at the top and shaping points at the lower edge.

The skirt of a military jacket is rippled at the sides and box-plaits appear at the top of the sleeves.

Skirts having five or seven gores and fitted smoothly at the top are in vogue.

The sunburst skirt radiates from the belt in accordion plaits.

In the fanciful bodice of a typical Summer costume, low-necked fronts flare over a full yoke that extends to the waist-line at the front like a vest.

Circular Bertha frills and sleeves having points at the wrists and puffs at the top are embodied in the same garment.

A Figaro jacket frames the rather baggy fronts falling from the square yoke of a costume bodice.

The cuirassier costume is severe in effect. The basque closes at the side and tab epaulettes are its sole decorative features.

A costume with tuck-shirrings in skirt and waist has mousquetaire sleeves with frilled caps.

A Special and Extraordinary Offer.

Send TWENTY-FIVE CENTS for a Specimen Copy of THE GRAND ALBUM OF METROPOLITAN FASHIONS and receive in addition to the book—the finest example of fashion work ever published—a circular acquainting you with a Special and Extraordinary Offer that is made for a limited time only.

THE BUTTERICK PUBLISHING CO.
[LIMITED].

BOOKS AND PAMPHLETS

ON SOCIAL CULTURE AND THE DOMESTIC SCIENCES AND ARTS.

Metropolitan Book Series.

Sold at the Uniform Price of \$1.00 per Copy.

Good Manners. An Exhaustive Common Sense Work on latest and best ideas on etiquette.

Social Life is a Book written in Correspondence Style and Explanatory of PRACTICAL ETIQUETTE.

The Delsarte System of Physical Culture is a Reliable Text-Book, Indispensable in School and Home.

Beauty: Its Attainment and

Preservation. The MOST COMPLETE AND RELIABLE WORK ever offered.

Needle-Craft: Artistic and Practical. Replete with accurate Engravings of Decorative Needle-Work of every variety.

The Pattern Cook-Book. Showing How to Cook Well at Small Cost.

Home-Making and Housekeeping. Most Economical and Sensible Methods of Home-Making, Furnishing, Housekeeping and Domestic Work generally.

Needle and Brush: Useful and Decorative. A BOOK OF ORIGINAL, ARTISTIC DESIGNS, AND ONE THAT SHOULD BE SEEN IN EVERY BOUDOIR AND STUDIO.

Kindergarten Papers. A comprehensive and popular review of the whole Kindergarten system.

Metropolitan Art Series

Sold at the Uniform Price of 50 cents per Copy.

The Art of Crocheting: Introductory Volume. Replete with illustrations of Fancy Stitches, Edgings, Insertions, Garments of Various Kinds, etc.

Fancy and Practical Crochet-Work (Advanced Studies): An up-to-date Pamphlet on Crochet-Work. New Designs of Edgings and Insertions; Squares, Hexagons, Rosettes, Stars, etc.

The Art of Knitting. Introducing all the rudiments of the work, from the BASTING-ON OF STITCHES to the commencement and development of PLAIN AND INTRICATE DESIGNS.

The Art of Modern Lace-Making. Full instructions for the work, from PRIMARY STITCHES to the final details.

Wood-Carving and Pyrography or Poker-Work. The largest manual upon Wood-Carving and Pyrography ever published.

Drawing and Painting. Pencil Drawing—Tracing and Transfer Papers—Sketching—Water Colors—Oil Colors, etc., etc.

Masquerade and Carnival: Their Customs and Costumes. This book contains all the Important Points concerning Carnivals and similar festivities.

The Art of Garment Cutting, Fitting and Making. With the aid of this Book you will need no other teacher in Garment-Making.

Drawn-Work: Standard and Novel Methods. Every step of the Work, from the drawing of the threads to the completion of intricate work, is fully Illustrated and Described.

Tatting and Netting. This Pamphlet contains the two varieties of Fancy-Work named in the title, and it is the only reliable work combining the two ever issued.

Metropolitan Pamphlet Series.

Sold at the Uniform Price of 13 cents per copy.

Mother and Babe: Their Comfort and Care. Devoted to the interest of Young Mothers, the Care of Infants and the Preparation of their Wardrobe.

Dainty Desserts: Plain and Fancy. Directions for the preparation of Dainties adapted to the palate and the means of the epicure or the laborer.

Nursing and Nourishment for Invalids. Contains Explicit Instructions and Valuable Advice regarding the

Best Methods and Necessary Adjuncts in the Sick Room.

Tableaux, Charades and Conundrums. Charades in all their different varieties, and Tableaux and the details necessary to their Perfect Production are Fully Described and Discussed.

Fancy Drills. Contains Directions and Illustrations for the Arrangement and Production of Twelve New Fancy Drills.

Smocking, Fancy Stitches, Cross-Stitch and Banded Net Designs. Includes all of the Varieties of Needle-work mentioned, and illustrations of each of the different varieties.

The Correct Art of Candy-Making. An Illustrated Pamphlet containing reliable instructions for Candy Making.

The Perfect Art of Canning and Preserving. Contains instructions regarding the Canning of Vegetables, the Preparations of Jams, Marmalades, Jellies, Preserves, Pickles, Catsups, etc.

Extracts and Beverages. Instructions for the Preparation of Syrups, Refreshing Beverages, Cognes, Perfumes and Various Toilet Accessories.

Birds and Bird-Keeping. Instructions as to the Care, Food and Management of Songsters and Feathered Pets in general.

A Manual of Lawn Tennis. Contains a History of Tennis, the Rules and Details concerning the Development of Play.

Bees and Bee-Keeping. Profusely illustrated, and treats of the Observances and Details necessary to successful Bee-Keeping.

Uses of Crepe and Tissue Papers. Designs and Diagrams for Making Paper Flowers and Various Fancy Articles.

Weddings and Wedding Anniversaries. Contains the Latest Information and Accepted Etiquette concerning everything relating to the Marriage Ceremony.

Child Life. Discusses Influences on Pre-natal Life; Bathing, Clothing and Food for Infants; Weaning and Feeding Children After the First Year; Diseases of Infants and Young Children.

Dogs, Cats and other Pets. A Valuable Pamphlet concerning the Care of Household and Other Pets.

Health: How to Be Well and Live Long. The Special Mission of this Pamphlet is fully indicated by its sub-title.

Burnt Work. Its details can be applied to various Useful and Decorative Purposes, from Portraits to Furniture, from Dainty Toilet Articles to Panels.

Metropolitan Handy Series.

Sold at the Uniform Price of 25 cents per Copy.

Pastimes for Children. It is filled with Drawing Designs, Games, Instructions for Mechanical Toys, Cutting Out a Menagerie, etc., etc.

Venetian Iron Work. The details are minute, the Implements fully described, and the Designs so clear that the amateur will have no difficulty in developing the work.

Parlor Plants and Window Gardening. It tells all about Necessary Temperatures, Suitable Rooms, the Extirmination of Insect Pests, and the Care of Hundreds of Plants.

Artistic Alphabet for Marking and Engraving. This Book illustrates Fancy Letters of various sizes.

Recitations and How to Recite. It is an eminently satisfactory work from which to choose recitations for the parlor, for school exhibitions, etc.

Social Evening Entertainments. The Entertainments are Novel, Original, Amusing and Instructive.

The Dining-Room and Its Appointments is issued in the interests of the Home, and is of value to Wives and Daughters who, by their individual care and efforts, are home makers.

The Home contains experienced advice upon the selection of a Residence, Sanitation, Renovation, Furnishing, Upholstering, Table Service, Carving, House Cleaning, etc., etc.

Day Entertainments and Other Functions. Descriptive of various Day and Other Entertainments, such as Teas, Luncheons, Fêtes, Dinners and Modern Entertainments in general.

Employments and Professions for Women. This Pamphlet is a collection of Essays and Advice upon and Concerning Vocations for Women.

If any of these Works cannot be obtained from the nearest Batterick Agency, send your Order, with the Price, direct to us, and the Publications desired will be forwarded to your Address.

THE DELINEATOR PUBLISHING CO. OF TORONTO, LTD.

33 Richmond Street West. - - - Toronto, Ont.

THE BUTTERICK "CHAMPION" CHEAP CUTLERY.

The Cutlery herewith offered is forged from first quality Bessemer steel, full Nickel-plated, and is guaranteed to be the best line of Cheap Cutlery ever offered.

- No. 11. - Ladies' Scissors (5 1/2 inches long). 25 cents per pair, \$2.90 per dozen pairs. Postage per dozen pairs, 20 cents.
- No. 12. Pocket Scissors (3 1/2 inches long). 25 cents per pair, \$2.00 per dozen pairs. Postage per dozen pairs, 15 cents.
- No. 13. - Pocket Scissors (4 inches long) - 30 cents per pair; \$2.50 per dozen pairs. Postage per dozen pairs, 20 cents.
- No. 14. - Pocket Scissors (4 1/2 inches long) - 35 cents per pair; \$3.00 per dozen pairs. Postage per dozen pairs, 20 cents.
- No. 15. - Ripping or Surgical Scissors (5 inches long). - 30 cents per pair; \$2.50 per dozen pairs. Postage per dozen pairs, 10 cents.
- No. 17. - Sewing-Machine Scissors and Thread-Cutter (4 inches long) - With Scissors Blades 1 1/2 inch long, having File Forcep Points to catch and pull out thread ends). - 40 cents per pair; \$3.75 per dozen pairs. Postage per dozen pairs, 10 cents.
- No. 18. - Tailors' Points and Dressmakers' Scissors (4 1/2 inches long). - 30 cents per pair, \$2.50 per dozen pairs. Postage per dozen pairs, 20 cents.
- No. 19. - Tailors' Points and Dressmakers' Scissors (5 1/2 inches long). - 40 cents per pair, \$3.75 per dozen pairs. Postage per dozen pairs, 25 cents.
- No. 20. Tailors' Points and Dressmakers' Scissors (6 1/2 inches long). - 50 cents per pair; \$4.50 per dozen pairs. Postage per dozen pairs, 30 cents.
- No. 16. - Dressmakers' or Housekeepers' Straight Shears (7 1/2 inches long) 50 cents per pair, \$4.50 per dozen pairs. In lots of half a dozen or more, these shears can generally be sent more cheaply by express.
- No. 23. - Gloriana Scissors (5 1/2 inches long). - 50 cents per pair; \$4.50 per dozen pairs. Postage per dozen pairs, 20 cents.
- The Gloriana Scissors are of Solid Steel, with Nickel and Gold embossed Bows fluted along the sides, and polished and nickled blades having a convex finish along the backs and full regular finish to the edges.
- No. 9. - Embroidery Scissors (3 1/2 inches long). - 20 cents per pair; \$1.50 per dozen pairs. Postage per dozen pairs, 5 cents.
- No. 10. - Embroidery Scissors (2 1/2 inches long). - 15 cents per pair; \$1.25 per dozen pairs. Postage per dozen pairs, 5 cents.
- No. 24. - Combined Folding Pocket, Nail and Ripping Scissors. (Open 4 inches long. Closed 2 1/2 inches long). - 35 cents per pair; \$3.00 per dozen pairs. Postage per dozen pairs, 15 cents.
- No. 29. - Lamp-Wick Trimmers (5 1/2 inches long). - 35 cents per pair; \$3.00 per dozen pairs. Postage per dozen pairs, 30 cts.
- No. 29. - These Trimmers are carefully designed to trim wicks evenly and are of fine steel, full nickel-plated and neatly finished.
- No. 1 - Adjustable Button-Hole Cutters, with Outside Screw (4 inches long) - 25 cents per pair; \$2.00 per dozen pairs. Postage per dozen pairs, 15 cents.
- No. 1. - In these Cutters the size of the button-hole to be cut is regulated by an adjustable screw so that button holes can be cut of any size and of uniform length.
- No. 31. - Single Tracing Wheel. 15 cents per wheel; \$1.00 per dozen wheels. Postage per dozen wheels, 20 cents.
- No. 32. - Double Tracing Wheel. - 20 cents per wheel; \$1.25 per dozen wheels. Postage per dozen wheels, 20 cents.
- No. 33. - Double Adjustable Tracing Wheel. - 25 cents per wheel; \$1.60 per dozen wheels. Postage per dozen wheels, 25 cents.

THE BUTTERICK "IDEAL" CUTLERY.

The Cutlery herewith offered is made of the finest quality of English Razor Steel, hand-forged, and represents the highest quality of goods made.

"IDEAL" SKELETON-FRAME SILK SCISSORS.

Designed especially for Cutting Silk and other fine fabrics in such a manner as not to unravel the warp of the material. While very delicate and dainty-looking in construction, they are really very strong, which makes them ideal light-cutting Scissors.

- No. 26. - (4 1/2 inches long). - 40 cents per pair; \$3.75 per dozen pairs. Postage per dozen pairs, 10 cents.
- No. 27. - (5 1/2 inches long). - 50 cents per pair; \$4.50 per dozen pairs. Postage per dozen pairs, 15 cents.
- No. 28. - (6 1/2 inches long). - 60 cents per pair; \$5.25 per dozen pairs. Postage per dozen pairs, 25 cents.

"IDEAL" Full-Frame DRESSMAKING SCISSORS.

Packed in Leather Sheath.

These Scissors are full ground and polished, and extra hard tempered, so they will retain their cutting edges for many years. Their heavy frame makes them adaptable for all sorts of dressmaking purposes.

- No. 36. - (5 1/2 inches long) - 60 cents per pair; \$5.25 per dozen pairs. Postage per dozen pairs, 25 cents.
- No. 37. - (6 1/2 inches long) - 75 cents per pair; \$6.50 per dozen pairs. Postage per dozen pairs, 30 cents.
- No. 38. (7 1/2 inches long). \$1.00 per pair; \$9.00 per dozen pairs. Postage per dozen pairs, 40 cents.

"IDEAL" SHEARS.

No. 21. - Dressmakers' or Housekeepers' Bent Shears (7 1/2 inches long). - 75 cents per pair; \$6.50 per dozen pairs.

No. 22. - Dressmakers' or Housekeepers' Bent Shears (9 1/2 inches long). - \$1.00 per pair; \$9.00 per dozen pairs.

In lots of half a dozen or more, these Shears can generally be sent more cheaply by express.

No. 25. - Gloriana Embroidery and Ripping Scissors (4 inches long). - 50 cents per pair; \$4.50 per dozen pairs. Postage per dozen pairs, 10 cents.

The Embroidery Scissors are double-pointed, and are used as Lace and Embroidery Scissors and Glove Darners, being dainty and convenient implements of the *Necessaire* and Companion.

Order all our Cutlery by Numbers. Cash with Order. Cutlery, ordered at the retail or single-pair rate, will be sent prepaid to any Address in the United States, Canada, Newfoundland or Mexico. When ordered at dozen rates, transportation charges must be paid by the party ordering. If the party ordering desires a mail package registered, 8 cents extra should be remitted with the order. Invoices by the gross furnished on application. Dozen rates will not be allowed on less than half a dozen of one style ordered at one time, nor gross rates on less than half a gross.

If the above Cutlery cannot be obtained from the nearest Butterick Pattern Agency, send your Order, with the Price, direct to us, and the goods will be forwarded, postpaid, to your address.

"IDEAL" BUTTON-HOLE CUTTERS.

No. 2. - Adjustable Button-Hole Cutters, with inside Gauge Screw (4 inches long). - 50 cents per pair; \$4.50 per dozen pairs. Postage per dozen pairs, 20 cents.

No. 2. These Cutters have the Gauge Screw on the inside, making it impossible to catch in the goods when in use.

No. 3. - Adjustable Button-Hole Cutters, with Sliding Gauge on Graduated Scale (4 1/2 inches long). - 75 cents per pair; \$6.50 per dozen pairs. Postage per dozen pairs, 20 cents.

No. 3. - These Cutters are regulated by a brass gauge, with a phosphor-bronze spring sliding along a graduated scale, so that the button-hole can be cut to measure.

THE "IDEAL" MANICURE IMPLEMENTS.

No. 4. - Manicure Cuticle Scissors (4 inches long). - 50 cents per pair; \$4.50 per dozen pairs. Postage per dozen pairs, 10 cents.

No. 4. - These Cuticle Scissors are needle-pointed, hand-forged and ground by French Cutlers.

No. 5. - Bent Nail Scissors (3 1/2 inches long). - 50 cents per pair; \$4.50 per dozen. Postage per dozen pairs, 10 cents.

No. 5. - These bent Nail Scissors have curved blades and a file on each side.

No. 6. - Cuticle Knife (with blade 1 1/2 inch long). - 35 cents per knife; \$3.00 per dozen. Postage per dozen, 10 cents.

No. 6. - The handle of this Cuticle Knife is of white bone, and the connection is made with the handle by aluminum solder under a brass ferrule.

No. 7. - Nail File (with blade 3 1/2 inches long). - 35 cents per file; \$3.00 per dozen. Postage per dozen, 15 cents.

No. 7. - The handle and adjustment of this Nail File are the same as for the Cuticle Knife.

No. 8. - Corn Knife (with blade 2 1/2 inches long). - 50 cents per knife; \$4.50 per dozen. Postage per dozen, 10 cents.

No. 8. - The handle and adjustment of this Corn Knife are the same as for the Cuticle Knife.

THE DELINEATOR PUBLISHING CO. OF TORONTO, LTD.

33 Richmond Street West, - - - Toronto, Ont.