

Vol. LIV. No. 3.

15.-  
EARLY AUTUMN NUMBER.

SEPTEMBER, 1899.

# The Delineator



A  
JOURNAL  
OF  
FASHION,  
CULTURE  
AND  
FINE ARTS.

CANADIAN EDITION.

PRINTED AND PUBLISHED IN

TORONTO



## THE DUVAL TREATMENT

FOR

# BEAUTY

The proprietors wish every lady to become acquainted with the merits of this treatment, and to enable them to do so, make the following liberal offer:

To every lady sending the names of ten ladies, to whom will be sent circulars without mentioning from whom the name was obtained, they will mail,

**= FREE =**

- 1 50-cent Box Duval's Complexion Tablets
- 1 Sample Package Duval's Laxative Pills
- 1 copy "BEAUTY" Prof. Duval's Treatise

To those who have already availed themselves of this offer, and wish to continue the treatment, of which the former articles are the starting point, they will send, for \$1.00,

- 1 25-cent Box Duval's Laxative Pills
- 1 50-cent Box Duval's Complexion Tablets
- 1 \$1.00 Bottle Duval's Facial Lotion
- 1 copy "BEAUTY"—if wanted

or will send the complete treatment, consisting of ten articles—costing, when purchased separately, \$6.50—and containing three months' treatment, for Five Dollars. Send money by Post Office Order.

Send for Free Circulars.

**THE WINSOR BARKER CO., LIMITED**

Manufacturing Chemists

TORONTO, ONT.



ANY DRUGGIST CAN OBTAIN TREATMENT FOR YOU.



85 P.

84 P.



FIGURE No. 85 P.—This illustrates Ladies Seasonable Toilette.—The patterns are Ladies' Shirt-Waist No. 3112, price 10d. or 20 cents; Ladies' Eton Jacket No. 3141, price 10d. or 20 cents; and Skirt No. 3170, price 1s. or 25 cents. (Described on page 250.)



86P.

87P.



FIGURE No. 68 P. — This illustrates Ladies' Walking Toilette. — The patterns are Ladies' Box-Coat No. 3149, price 10d. or 20 cents; and Skirt No. 3120, price 10d. or 20 cents. (Described on page 250.)



The accompanying cut is a Cooly at work on one of the . . .

## Monsoon Tea Plantations.

We plant, grow and pack all our own teas. Is it not reasonable to conclude, then, that we are in a position to supply you with better tea than the smaller dealer who buys promiscuously?

Send us ten cents for quarter pound packet and list of grocers who handle Monsoon in your town.

**The Monsoon Tea Co. Toronto.**

# THE DELINEATOR FOR SEPTEMBER.

## CONTENTS.

HOUSE FURNISHING AND DECORATION. . . . .	240	GIRLS' INTERESTS AND OCCUPATIONS.	
APPROVED METHODS OF DECORATING THE NEW SKIRTS. . . . .	241	THE MILLINER. . . . .	Lafayette McLaws. 330
ELABORATE BODICES FOR EARLY AUTUMN. . . . .	243	KNITTING. (Illustrated.) . . . . .	336
UP-TO-DATE ATHLETIC STYLES. . . . .	245-247	TATTING. (Illustrated.) . . . . .	337
STYLES FOR LADIES. (Illustrations and Descriptions) . . . . .	249-294	NO REASON BUT A WOMAN'S REASON. (Story.) . . . . .	Ellen Olney Kirk. 338
DESIRABLE APRONS FOR HOUSE AND STUDIO WEAR . . . . .	295	DOMESTIC SUBJECTS:	
STYLISH GARMENTS FOR BICYCLING, GOLFING, RINKING, Etc. . . . .	296-297	The Artistic Home. . . . .	Edna S Witherspoon. 342
STYLES FOR MISSES AND GIRLS. . . . .	298-317	Novel and Delicious Cakes. . . . .	Sharlot M. Hall. 346
(Illustrations and Descriptions.)		Parfaits. . . . .	A. S. 342
STYLES FOR LITTLE FOLKS. . . . .	318-321	SOCIAL OBSERVANCES . . . . .	Mrs Frank Learned. 346
(Illustrations and Descriptions.)		CLUB WOMEN AND CLUB LIFE. . . . .	Helen M. Winslow. 346
STYLES FOR MEN AND BOYS. . . . .	321-323	THE GREAT SCOURGES OF HUMANITY. No 3. Con- tagious Diseases. . . . .	Grace Peckham Murray, M. D. 348
(Illustrations and Descriptions.)		FACE-MAKING. (Illustrated.) . . . . .	350
EARLY AUTUMN FABRICS, GARNITURES AND ACCESSORIES. . . . .	324	CROCHETING. (Illustrated.) . . . . .	351
FANCY STITCHES AND EMBROIDERIES. . . . .		COLLEGE NEWS. . . . .	Carolyn Halsted. 352
Crewel Embroidery. . . . .	Emma Haywood. 326	NEW KINDERGARTEN PAPERS. No. 7. Home Work . . . . .	and Play for September. Sara Miller Kirby. 354
SOME FLORAL PILLOWS. . . . .	Katherine E. Maxwell. 327	THE NEWEST BOOKS. . . . .	Laura B. Starr. 356
THE DRESSMAKER. . . . .	328-329		

# HOUSE FURNISHING AND DECORATION.



In feudal times Northern Europe began the making of its homes by building about its keep or fortress a hall devoted to

the social life of the times. Somewhat similar to this is the living or reception hall introduced by American architects into country homes.

A wide-extended house generously disposed upon a spacious lawn gives pleasant intimation of a commodious hallway,

broad staircase, ample windows and generous hearth. The ideal room is not entirely in evidence unless its furnishings are artistically chosen and disposed in comfortable nooks for lounging or entertaining.

Outdoor life in the Summer time meets the indoor half-way, joining hands under the piazza roof. If a reception hall opens upon this porch, a double end is served by adapting the furniture for use in both places. One may obtain a picturesque setting for hall and piazza by selecting the high-backed willow settles, hour-glass rattan seats, gay-covered floor cushions, Indian rugs and Mexican hammocks.

Contradistinctive in character to this informal entrance to a country home is the hallway of a city house. The narrow lot compresses within restricted bounds the design of the hall, which is, necessarily, little more than a passageway to the rooms grouped at the side. The limitations of space are so complete here that there is slight chance for radical changes. A successful attempt, however, is seen in the illustrations.

In the lower hall the stairway is arranged with a small landing on the first step which is divided from the front door by a row of spindles and half-drawn curtains. This device insures a greater degree of privacy in passing up and down the stairs. A pedestal light is used on the large post at the foot of the steps, and a lantern is suspended from the ceiling in the front of the hall. The wood-paneled dado runs along the wall of the stairs. A plain-colored wall-paper is hung above the wainscot, throwing into pleasant relief the paintings that are fitted into the wall




spaces. A carved wooden chair is placed conveniently near the doorway.

The floor upstairs is given a distinctive appearance by an Oriental "runner"—a long, narrow rug. The steps are carpeted with one-color Wilton. Moorish fret-work is fastened

along the ceiling that overhangs the upper stairs, and damask curtains are looped underneath.

The ordinary vestibule in front of the hall of a city house is too minute to hold any furnishing, unless it be some apparatus for light. One can make this detail unique by the use of a ship's lantern in which gas or electricity can be introduced. A tiled floor is the most suitable for a vestibule, and it may remain uncovered if a mat is laid outside the door. The most



sanitary kind of mat for this place is one of woven wire, which can be quickly and completely cleansed.

Paper and kalsomine for the walls of the vestibule are too delicate to withstand the effects of stormy weather. If a plain surface is desired upon the wall, it should be given with oil paints with a flat finish. A dado can be made to look rougher by stippling or working the brush upward while the paint is wet.

The outside door of the vestibule sometimes contains a plain sheet of glass, which, being intended to let in light, should be left uncovered. The inner door that opens into the hallway may have a thin curtain drawn over the glass; a double hem should be gathered at the top and bottom, through which small brass extension rods are run. A good quality of India silk will best withstand the sun's ray, although after some wear it will need redyeing.

White lace has too cold a look for a hall-door curtain. It may, however, be dipped in a weak solution of coffee to bring it in better harmony with the wood finish. Fish net, Brussels and dotted Swiss can be bought in deep écu tones, and linen batiste makes a sheer, light-brown effect that is pleasing.

Every unnecessary article must be excluded in a profitable scheme for making a city hallway attractive. Even an approach to over-furnishing should be carefully avoided. If a dado of leather paper or lincrusta is used, it should correspond in color to the paper put on above. A conventional pattern that covers the groundwork closely is a good choice for a hall paper.

Cast-off pictures that are not wanted in the living rooms are sometimes distributed, with poor judgment, on the hall walls. A careful choice would be such subjects as caught the attention while passing and by their intrinsic merit rewarded more than a momentary glance.

Long, narrow rugs of foreign or home manufacture can be fitted to the hall floors, the edges tipped with rubber to prevent curling.

A substitute for the commonplace hat-rack and seat can be inexpensively furnished by using a wooden chest or a bench such as piano students use in playing duets, and over this a mirror with brass or black iron hat-hooks fastened to the frame. One of the tall, oblong-shaped teakwood stands will hold a card tray and a potted plant, and space in a corner must be found for a Chinese tile to hold umbrellas.



# HEALTH OF SCHOOL GIRLS

"Parents little imagine how great and prevalent is the injury done to girls between the ages of ten and sixteen by over-application to study," said a prominent New York physician when addressing the School Board recently.

For reasons connected with the physiological structure of woman it is of the utmost importance that at this period, when the peculiarly feminine organs are beginning to assume their functions, the nervous system should not be exhausted by over-exertion and anxiety caused by school work and examinations.

Hosts of Pale, weak, poorly developed girls have been restored to health and strength by the use of

## Dr. Chase's Nerve Food

the great restorative, in pill form. In all the year there is no season so well suited to building up the system. In the whole range of remedies there is no preparation to be compared to Dr. Chase's Nerve Food, 50 cts. a box, at all dealers, or Edmanson, Bates & Co., Toronto.






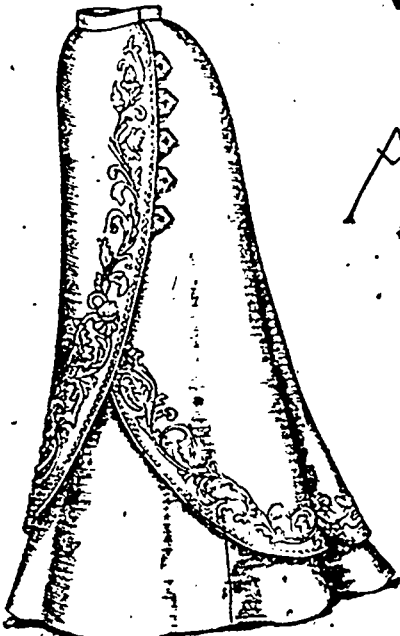
3081



3030



3070



3040

APPROVED METHODS  
OF  
DECORATING  
THE  
NEW SKIRTS.


(Described on Pages 290, and 291)




3060



3041



3069



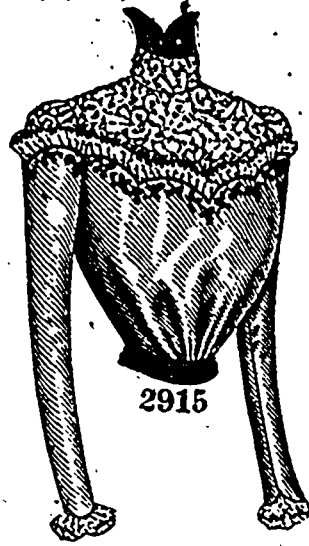
3007



3092




2832



2915



2689




2680

# Elaborate Bodices for Early Autumn

(Described on Pages 291 and and 292.)



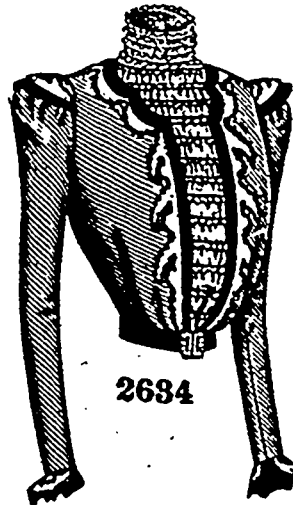
2823



2991



2979



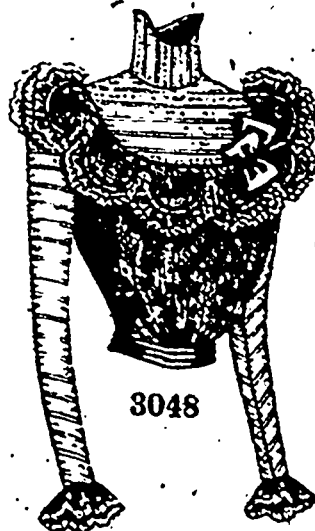
2684



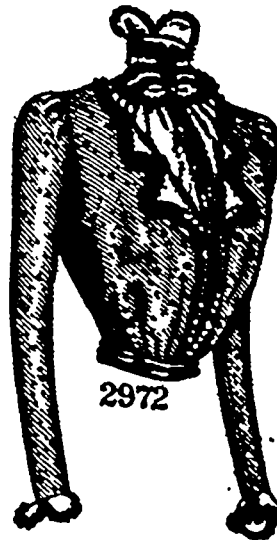
3035



2950



3048



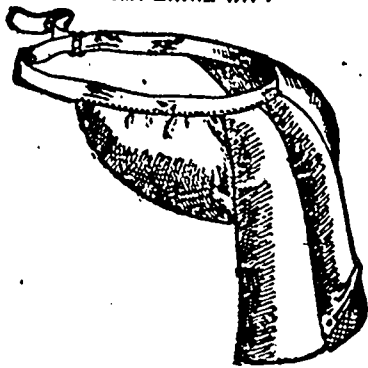
2972



2887


# Brush & Co.'s Specialties.

IMPERIAL HIP.




A very popular Bustle. Covered with white, brown or black material. Price, - 75c.

LA MODE.




Stylish and graceful, light and comfortable, made of finest quality tempered wire. Covered with white, brown and black material. Price, - 65c.

GRECIAN.



Smaller than La Mode, but with two rolls. Price, - 50c.

PRINCESS.



Fine black tempered steel wire, large size. Price, - 45c.

"HEALTH" BRAIDED WIRE DRESS FORMS.



Are the best round Forms on the market. Light, cool and cleanly. Covered with fine knitted lace.

Price, - 50c.



Is made to suit the present style of Blouse. Are adjustable by cross-strap at the back. Made of netting in three sizes—small, medium and large. Price, 50c.

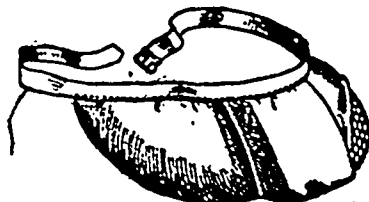
"HYGEIA" DRESS FORMS.



Oval in shape. Adjustable. Covered with fine lawn, which may be removed to allow covering to be washed.

Price, - 50c.

COMBINATION NO. 1.



Latest designed in Hip Pads, made of finest tempered braid wire and covered with white, brown or black material.

Price, - 65c.

THE BRAIDED WIRE HAIR ROLLS.



For the latest styles of Hair Dressing.

These Hair Rolls are most desirable for the "poupadour" "side roll" and "back puff" effects. They weigh less than half an ounce—are comfortable, cool and cleanly. Made of the finest tempered wire, covered with knitted lace to match any shade of hair. The hair cannot become musty or damp from perspiration if the Braided Wire Rolls are worn. No obstruction to hairpins.

4-inch  
6-inch  
8-inch  
15c.




12-inch  
16-inch  
18-inch  
25c.

MADE IN SIX LENGTHS.

QUEEN, 2 ROLL.

Fine white wire, our latest novelty

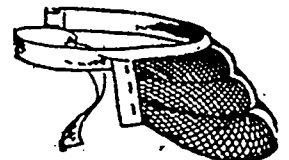
Price, - 40c.



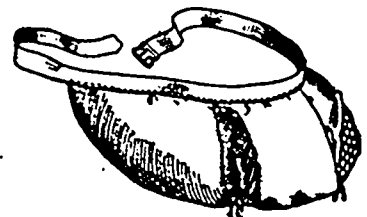
QUEEN, 3 ROLL.

Larger size than above.

Price, - 50c.



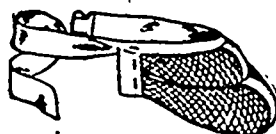
COMBINATION, NO. 2.



Same as No. 1, but laced, making it adjustable, also covered with white, brown and black material.

Price, - 65c.

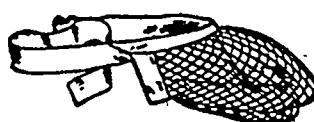
EMPIRE.



Fine black tempered wire, medium size.

Price, - 35c.

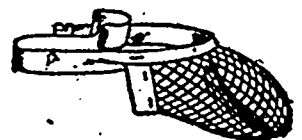
GEM.



White steel wire, medium size.

Price, - 30c.

BEAUTY.



White steel wire, small size.

Price, - 25c.

If your local Dry Goods Dealer cannot supply you, we will send, postage paid, upon receipt of price.

## BRUSH & CO., Toronto

# Up-to-Date Athletic Styles.

(Described on Pages 203 and 204.)



3001




2732




2760



2812



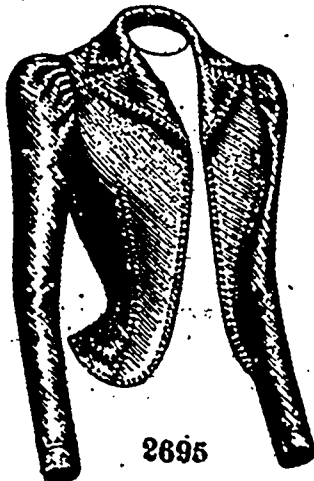
2044



2794



2690




2695



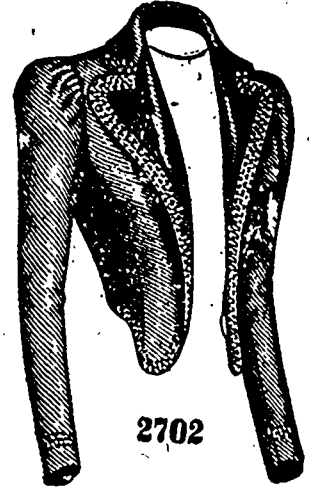
2607

# Up-to-Date Athletic Styles.


(Described on Pages 293 and 294.)



2815




2702



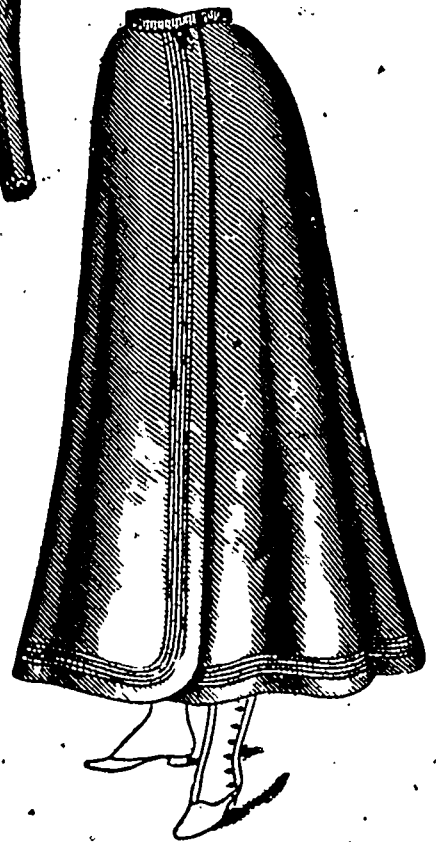
6990



9919



2612



8085



1726



2834




2535

# Up-to-Date Athletic Styles.


(Described on Pages 293 and 294.)



2906




2552




6959



9918



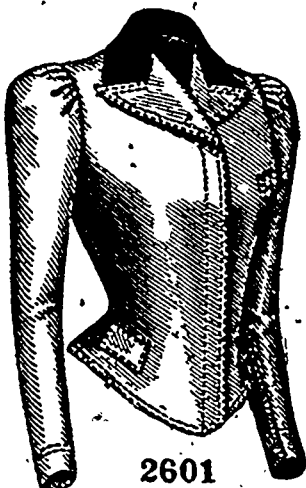
3024




2630



2808



2601



2705

# THE BLOOM OF YOUTH

It won't last always, but it will last much longer if you pay attention to those tell tale marks, lines and wrinkles before they become certainties of past youthfulness.

Decayed teeth and dead hair give one the appearance of age and carelessness, so also does a faded, wrinkled, dull complexion; in fact a poor complexion is the most noticeable of the three.

Why should good looks be a greater vanity than good manners? The world is better for both. Your manner is probably perfect, but it is our business to improve or preserve your looks, so we offer you for home use.

## The Princess Skin Food


which is superior to anything else for removing lines and wrinkles, restoring a faded and withered skin and fattening thin cheeks and neck. Massage directions accompany each pot. Price \$1.50, postpaid anywhere in Canada.

## Superfluous Hair, Moles, Etc.

removed for ever by Electrolysis. Satisfaction guaranteed. If you are afflicted take advantage of reduced fares to the Industrial Exposition and have the disfigurement permanently removed. Send stamp for book, "Health and Good Looks."

**Graham Dermatological Institute**

Telephone 1858. 41 CARLTON ST., TORONTO



ALMA COLLEGE AND GROUNDS.

WHERE will you Educate  
Your DAUGHTER?

# Alma Ladies' College

ST. THOMAS, CANADA,

Offers Special Advantages.

Nineteenth Year begins September 7th.

FEES EXCEPTIONALLY MODERATE.

THE ideal College home, with superior equipment and perfected conveniences. Situated in the town of St. Thomas, in a beautiful Park of eight acres, possessing the advantages of "accessible seclusion," in a climate that allows students to enjoy out doors a good portion of the College year, giving a location that combines health-improving opportunities with exceptional privileges for intellectual training and development.

Teachers of Scholarship skill and experience. Six fully equipped departments—COLLEGIATE, MUSIC, FINE ART, ELOCUTION, COMMERCIAL AND DOMESTIC SCIENCE.

A comparatively limited number of students, elevating and ennobling home influences, and spiritual attainments carefully fostered, have won a national patronage from parents desiring their daughters educated in a mild, invigorating atmosphere, where culture, refinement and earnest, thoughtful preparation for lives of duty are studiously considered.

### RESOLUTIONS AND PRESS NOTICES:

We rejoice in the growing prosperity of the College, its success in the great educational work of the country, and in the blessed spiritual influences which have rested upon the students. We heartily recommend it to the continued confidence and support of our people.—*Resolution of Toronto Conference.*

The Conference cordially sympathizes with this (Alma) College in the noble work which it is so efficiently prosecuting, and will heartily render, as far as possible, the aid which it so richly merits.—*Resolution of London Conference.*

Its facilities for imparting a liberal education in literature, science and fine art are of the best. As a Ladies' College it has special educational and local advantages.—*Canada Presbyterian.*

It (Alma College) is splendidly equipped, and the teachers are all persons of high qualification and experience. The curriculum is broad and well arranged, and the College all that can be desired.—*Christian Guardian.*

FOR FULL PARTICULARS, ADDRESS:

REV. R. I. WARNER, M.A., Principal.



# THE DELINEATOR

VOL. LIV.

SEPTEMBER, 1899.

No. 3.

PRINTED AND PUBLISHED IN TORONTO.



FIGURE No. 89 P.—This illustrates Ladies' Fancy Waist.—The pattern is No. 3156, price 10d. or 20 cents.  
(Described on page 251.)

ALL RIGHTS RESERVED.

## DESCRIPTIONS OF FIGURES IN COLORS, TINTS, ETC., SHOWN ON FIRST PAGE OF COVER, PAGES 235 TO 238, 249, AND 254 TO 264 INCLUSIVE.

### FIGURES ON FIRST COVER PAGE.

The garments on the standing figure are Ladies' jacket, shirt-waist and skirt. The jacket pattern, which is No. 3188 and costs 10d. or 20 cents, is in nine sizes for ladies from thirty to forty-six inches, bust measure, and is again illustrated on page 273. The shirt-waist pattern, which is No. 3112 and costs 10d. or 20 cents, is in nine sizes from thirty to forty-six inches, bust measure, and is also shown on page 288. The skirt pattern, which is No. 3170 and costs 1s. or 25 cents, is in seven sizes from twenty to thirty-two inches, waist measure, and may be again seen on page 288.

The Autumn sees again the high flaring collars that were such a becoming feature of the Spring wraps. A sectional collar, which is high and snug at the back but has front corners that roll away becomingly from the face, gives character to the smart jacket here pictured. It is made of red cloth and finished with self-strappings, the revers and collar being adorned with heavy braid appliqué. The jacket closely follows the lines of the figure at the sides and back, but the fronts flare prettily below the oddly shaped revers which they are rolled back to form.

The skirt is a five-gored mode over which is arranged a circular over-skirt that is seamed at the center of the back and front, where it is quite deep. Both the tunic and the skirt are smoothly fitted at the top, and below the hips they ripple attractively. The skirt itself is made of blue cloth, while blue novelty goods were selected for the tunic.

The white cloth shirt-waist has full fronts that are supported by the yoke, which is applied on the back and extended well forward.

Serge, chevot, pastelle or Venetian cloth, poplin, etc., are appropriate for the jacket and skirt, which may be ornamented with quillings of ribbon, lace appliqué or passementerie. The shirt-waist may be made of silk, serge or any washable fabric.

The garments on the seated figure are Ladies' cape, shirt-waist and skirt. The cape pattern, which is No. 3187 and costs 7d. or 15 cents, is in four sizes for ladies from thirty-two to forty-four inches, bust measure, and may be again seen on page 272. The shirt-waist pattern, which is No. 3112 and costs 10d. or 20 cents, is in nine sizes from thirty to forty-six inches, bust measure, and is also shown on page 283. The skirt pattern, which is No. 2870 and costs 10d. or 20 cents, is in nine sizes from twenty to thirty-six inches, waist measure.

A becoming cape lends a charm to even the simplest dress and in consequence occupies a very important place in a woman's wardrobe. Daintiness is the keynote of the attractive shoulder-cape here illustrated. Sequined net over black satin was used for the foundation of the cape, which is shaped to form a point at each shoulder and one at the center of the front. The cape is in slightly pointed outline at the center of the back and is topped by a sectional collar, the outside of which is also made of net over satin. Two graduated, ribbon-edged frills of knife-plaited chiffon are arranged on the inside of the collar, making a soft frame for the face. The cape is lengthened by two full frills of plaited chiffon, which are edged with narrow ribbon and are joined to the cape under a narrow ruching of chiffon. A ruching outlines the collar and a ribbon bow is at the neck.

Figured Liberty satin was employed for the shirt-waist, which is closed at the front through a box-plait. On the back is applied a pointed yoke, the ends of which extend over the shoulders and support the full fronts, that have gathered fullness both top and bottom. The sleeves are of the regular one-piece variety and are completed by link cuffs.

The skirt is of circular shaping and has an under box-plait at the back. It is smoothly fitted about the hips and is extended to form a symmetrical train. It is developed in pastelle cloth.

A very handsome and elaborate cape may be made up by the mode of white panne combined with black Chantilly lace and decorated with jet. For plainer capes cloth, faille and satin are suitable. The skirt may be made of plaid or checked fabrics, novelty goods, etc., while any of the popular shirtings will be appropriate for the shirt-waist.

### FIGURES NOS. 83 AND 84 P.—HANDSOME WALKING TOILETTES.

**FIGURE No. 83 P.**—This illustrates a Ladies' basque-waist and skirt. The basque-waist pattern, which is No. 3142 and costs 10d. or 20 cents, is in eight sizes for ladies from thirty to forty-four inches, bust measure, and is also shown on page 279. The skirt pattern, which is No. 3096 and costs 10d. or 20 cents, is in nine sizes from twenty to thirty-six inches, waist measure, and is differently portrayed on page 286.

The color scheme of this toilette is particularly striking. Red cloth and figured black net over white taffeta were here employed for the toilette, which is ornamented with a conventional design done in black silk gimp. The puff on the sleeve and the deep yoke of the waist, which is in drop style, induce the popular guimpe effect. The design is in fancifully low outline at the top both front and back to reveal the smooth yoke, which is topped by a fanciful stock and closed at the left shoulder. Below the yoke the fronts lap broadly and are gathered at the bottom, where they blouse becomingly. The sleeve flares in bell effect over the hand and is V shaped at the top to show the puff in a stylish manner. A shaped belt of black velvet gives the final touch to the waist.

The attractive skirt is in three-piece style and has an under box-plait at the back. The circular portions overlap the narrow front-gore, a stylish panel effect being thus obtained. Below the hips the skirt falls in soft ruffling folds and is made with a graceful sweep.

The most effective mediums for a toilette of this character are cashmere, silk, voile, vailing and grenadine, and there is practically no limit to the decorative schemes which may be introduced.

**FIGURE No. 84 P.**—This consists of a Ladies' waist and skirt. The waist pattern, which is No. 3121 and costs 10d. or 20 cents, is in seven sizes for ladies from thirty to forty-two inches, bust measure, and is again shown on page 280. The skirt pattern, which is No. 3106 and costs 1s. or 25 cents, is in nine sizes from twenty to thirty-six inches, waist measure, and may be also seen on page 284.

The greatest latitude is allowed in the choice of walking gowns, which may be extremely elaborate or be characterized by tailor-like severity. A dressy walking toilette is here shown developed in pearl-gray vailing combined with slate-colored satin and adorned with an elaborate scroll design of appliquéd panne outlined by white cord. The front of the waist is decidedly novel. There is an under-front closed at the left side, which is revealed in vest effect by the over-fronts that are in fanciful outline. The over-fronts have an opening at each side, and through them the under-front puffs out effectively. The sleeves are fancifully shaped at the top to disclose the puffs.

The modish skirt has a circular tunic drapery made in two sections that flare broadly at the front, where they form sharp points at the lower corners. The skirt is five-gored, and upon it is arranged a facing that extends to flounce depth at the back and sides and is continued to the belt in front.

The toilette may be duplicated in cashmere, cloth, poplin, satin, etc., and suitable decoration may be supplied by lace appliqué, braid, jet, passementerie or ribbon.

### FIGURE No. 85 P.—LADIES' SEASONABLE TOILETTE.

**FIGURE No. 85 P.**—This consists of a Ladies' jacket, shirt-waist and skirt. The jacket pattern, which is No. 3141 and costs 10d. or 20 cents, is in nine sizes for ladies from thirty to forty-six inches, bust measure, and is again illustrated on page 274. The shirt-waist pattern, which is No. 3112 and costs 10d. or 20 cents, is in nine sizes from thirty to forty-six inches, bust measure, and may be also seen on page 283. The skirt pattern, which is No. 3170 and costs 1s. or 25 cents, is in seven sizes from twenty to thirty-two inches, waist measure, and is also pictured on page 288.

This season black cloth jackets in severe tailor style are much worn with all kinds of skirts, both dressy and otherwise, and as this fashion is a very convenient and economical one, it is very apt to continue in favor. Such a jacket gives character to the toilette here pictured, which also includes a white silk shirt-waist and a skirt developed in a combination

of mastic voile and blue silk. The close adjustment of the Eton jacket accentuates the charm of a graceful figure. The flaring fronts are rolled back in wide revers that are faced with black satin and extend beyond the ends of the velvet rolling collar. The small sleeves are the correct size for Autumn jackets.

Overlapping ruffles of silk ornament the bottom of the five-gored skirt, which is made of silk. Over it falls a pointed circular over-skirt lavishly trimmed with bands of heavy lace appliqué. The over-skirt is seamed at the center of the front and back and both the skirt and tunic are without any fulness at the top.

The shirt-waist has an applied back-yoke that is pointed at the center. The ends of the yoke support the full fronts, which are gathered both top and waist-line. There is also gathered fulness at the bottom of the back.

To render the jacket more dressy, velvet, taffeta and peau de soie may be chosen for the making. Nun's-veiling, cashmere, pastelle cloth, peau de soie, Liberty satin, etc., are appropriate for the skirt. Shirt-waists are developed in silk, satin, French flannel, lawn, etc.

FIGURES NOS. 86 AND 87 P.—AUTUMN TAILOR-MADE COSTUMES.

FIGURE No. 86 P.—This pictures a Ladies' costume. The pattern, which is No. 3169 and costs 1s. or 25 cents, is in nine sizes for ladies from thirty to forty-six inches, bust measure, and is again shown on page 267.

A simple costume which yet bears the stamp of elegance and style is here illustrated made of brown cheviot and finished with machine-stitching. The jacket is cut with tailor-like severity and is correctly adjusted. The fronts are rolled back in tiny revers that form notches with the ends of the velvet-faced collar, and below the revers the jacket closes in a fly. The two-seam coat-sleeve is of the easy-fitting variety.

The skirt is a thoroughly symmetrical mode and is in three-piece style. The design has the sheath effect at the top.

Such fabrics as cloth, serge, homespun, hopsacking, tweed, etc., are employed for tailor suits, many of which are elaborately braided.

FIGURE No. 87 P.—This depicts a Ladies' costume. The pattern, which is No. 3168 and costs 1s. or 25 cents, is in nine sizes for ladies from thirty to forty-six inches, bust measure, and may be also seen on page 268.

This smart though rather severe style of gown though absolutely devoid of trimming, is rendered very striking because of its exquisite cut and finish. It is here shown developed in bright-blue serge, an appropriate tailor finish being provided by machine-stitching. The jacket closely follows the lines of the form at the back and sides, but is comfortably loose at the front below the bust. It closes invisibly, and above the closing the fronts are reversed in rounding lapels that extend beyond the ends of the trim rolling collar.

The five-gored skirt shows the snug hip-adjustment that is a feature of the season's skirts, but below the hips it ripples attractively and is extended to form a slight sweep.

A very dressy tailor suit may be made up by the mode of mastic pastelle cloth, with white panne for the revers and collar.

FIGURE NO. 88 P.—LADIES' WALKING TOILETTE.

FIGURE No. 88 P.—This illustrates a Ladies' coat and skirt. The coat pattern, which is No. 3149 and costs 10d. or 20 cents, is in 7 sizes for ladies from thirty to forty-two inches, bust measure, and is differently portrayed on page 275. The skirt pattern, which is No. 3120 and costs 10d. or 20 cents, is in 7 sizes for ladies from twenty to thirty-two inches, waist measure, and is again pictured on page 287.

The garments which compose this simple toilette are thoroughly up to date and of graceful design. Light cloth was here selected for the coat, which is finished with self-strappings, and the skirt is developed in fancy cheviot. The coat is in the fashionable box style and shows the characteristic loose adjustment. The seamless back is joined to the fronts under the arms, the seams terminating a little above the lower edge to form vents, the corners being gracefully rounded. The rolling collar reverses the fronts in small lapels, below which the fronts lap broadly and are closed in a fly.

The seven-gored skirt is known as the bell-gore skirt from its peculiar shaping. It is without fulness at the top, and the

seams are sprung below the knees to give the becoming flare at the foot.

All sorts of silk and woollen fabrics may be used in developing the skirt, and satin or lace appliqué, braid, passementerie, guipure, etc., will supply effective garniture.

FIGURE NO. 89 P.—LADIES' FANCY WAIST.

FIGURE No. 89 P.—This illustrates a Ladies' fancy waist. The pattern, which is No. 3156 and costs 10d. or 20 cents, is in eight sizes for ladies from thirty to forty-four inches, bust measure, and is again portrayed on page 281.

Fancy waists have a charm that is all their own and are at present acknowledged favorites with the fashionable world. The becoming example here presented is developed in plain and tucked water-green silk, with cuffs, belt and trimming band of mauve satin and appliqué lace for garniture. The seamless back of the waist is smooth at the top and has only the slightest fulness at the waist. The right front is shaped in fanciful outline and is cut to disclose a shallow round yoke. The left front underlaps the right front widely, and the latter is finished with a fitted band which joins the upper and front edges and is pointed to correspond with the odd outline of the front.

Duck's-egg blue silk poplin over white, with velvet of a darker shade for cuffs, belt and trimming band would develop an attractive waist.

FIGURE NO. 90 P.—LADIES' ETON SUIT.

FIGURE No. 90 P.—This consists of a Ladies' jacket, shirt-waist and skirt. The jacket pattern, which is No. 3154 and costs 10d. or 20 cents, is in nine sizes for ladies from thirty to forty-six inches, bust measure, and is also shown on page 274. The shirt-waist pattern, which is No. 2922 and costs 10d. or 20 cents, is in ten sizes from thirty to forty-eight inches, bust measure. The skirt pattern, which is No. 3150 and costs 10d. or 20 cents, is in nine sizes from twenty to thirty-six inches, waist measure, and may be again seen on page 289.

A smart Eton jacket here shown made of dark-blue and white cloth and finished with machine-stitching and cut crystal buttons, a shirt-waist of checked wash cheviot and a three-piece skirt developed in blue-and-white cheviot and also showing the approved tailor finish of stitching, are embraced in this seasonable suit. The jacket fronts are rolled back in deep lapels that extend in sharp points beyond the ends of the trim rolling collar, which, as well as the lapels, is of the white cloth. The stylish coat back which the jacket is extended to form gives character to the entire design. Oddly shaped revers are arranged in Continental style on the coat back.

The back of the shirt-waist is supported by a pointed yoke and is gathered top and bottom, the full fronts being also gathered at the bottom, while the fulness at the top is disposed in backward-turning plaits.

The three-piece skirt is smoothly fitted about the hips and has two circular portions that overlap the narrow front gore in panel effect.

Serge, camel's-hair, English Oxford or homespun will be suitable for the jacket and skirt, both of which may be ornamented with braid if desired. The shirt-waist may be made of serge, silk or washable fabrics.

FIGURES NOS. 91 P, 92 P, 93 P AND 94 P.—LADIES' EVENING WAISTS.

FIGURE No. 91 P.—This illustrates a Ladies' waist. The pattern, which is No. 3191 and costs 10d. or 20 cents, is in seven sizes for ladies from thirty to forty-two inches, bust measure, and is also pictured on page 278.

Evening waists play a most important part in the social world, and in consequence the planning of these dainty affairs takes up a large share of my lady's thoughts. How effectively silk violets and lavender crêpe de Chine and embroidered chiffon edging may be associated is demonstrated in this waist, to which an ornate touch is added by a rich design done in pearls. The waist has a shallow front-yoke entirely covered with violets, which is effectively revealed by the drop front. The front is gathered at each arm-hole to produce a graceful draped effect over the bust, below which it is smoothly stretched over the figure. The shoulders are disclosed between the drop sleeves and the pointed

shoulder straps, which are edged with the pearl passementerie.

Voile, duchesse satin, peau de soie, cloth and soft vailing will appropriately develop the mode.

FIGURE No. 92 P.—This portrays a Ladies' evening waist. The pattern, which is No. 3146 and costs 10d. or 20 cents, is in seven sizes for ladies from thirty to forty-two inches, bust measure, and is again shown on page 279.

An up-to-date modification of the old-time favorite, the bolero jacket is a marked feature of this evening waist. It is here pictured made of white chiffon combined with silk in a dainty shade of blue overlaid with heavy Renaissance lace and decoration is contributed by ruffles of chiffon. The waist is without the slightest fulness at the back, but at the front it has decided gathered fulness at the bottom, which droops prettily. The bolero jacket has a seamless back and is free from the waist at the sides. The fronts of the bolero meet at the top and then curve away gracefully, and at the back the bolero is shaped in fancy outline both top and bottom. The drop sleeve is cut out at the top and is shaped to flare in bell style over the hand.

Silk, mull, satin, etc., are appropriate for the waist, while the bolero may be made of spangled net, satin and similar fabrics.

FIGURE No. 93 P.—This pictures a Ladies' waist. The pattern, which is No. 3193 and costs 10d. or 20 cents, is in eight sizes for ladies from thirty to forty-four inches, bust measure, and may be also seen on page 278.

A more elegant creation could hardly be imagined than the waist here illustrated made of Maréchal peau de soie associated with tacked-shirred chiffon and embroidered chiffon edging, with heavy lace appliqué, ruffles of chiffon for garniture. There is slight plaited fulness at the bottom of the narrow fronts and also at the center of the seamless back, which is smooth at the top. On the design are arranged scolloped bertha-bretelles that extend down each side of the smooth vest, which the fronts flare to reveal. The elbow sleeves are lengthened by deep frills of chiffon.

This waist may be developed in white silk showing a floral design of lace appliqué with lace over plain silk for the vest.

FIGURE No. 94 P.—This shows a Ladies' evening waist. The pattern, which is No. 3147 and costs 10d. or 20 cents, is in eight sizes for ladies from thirty to forty-four inches, bust measure, and is again shown on page 279.

A singularly stylish waist is here pictured made of black gauze Liberty satin embellished with silver spangles and bows of satin. The seamless back is plain, and the fronts have pronounced fulness at the top which is collected in gathers at the arm-holes, drawn in soft folds over the bust, and disposed in plaits at the front edge of the overlapping front. The fronts lap in surplice fashion below a shallow yoke. The waist has graceful short drop-sleeves.

The waist may be made of satin, panne, pastelle cloth, etc., and pleasing ornamentation may be supplied by bands of jewelled passementerie, lace appliqué or jet.

#### FIGURE No. 95 P.—LADIES' DRESSY TAILOR GOWN.

FIGURE No. 95 P.—This comprises a Ladies' basque and skirt. The basque pattern, which is No. 3104 and costs 10d. or 20 cents, is in eight sizes for ladies from thirty-four to forty-eight inches, bust measure, and may also be seen on page 277. The skirt pattern, which is No. 3096 and costs 10d. or 20 cents, is in nine sizes from twenty to thirty-six inches, waist measure, and is again pictured on page 286.

This toilette produces the long slender lines so much in demand; it is here shown made of cheviot combined with black faced cloth and white chiffon, and is finished with machine-stitching. At the front the basque is shaped to accommodate a full chemisette that is topped by a wrinkled stock. The chemisette is framed by a shawl collar that tapers at the front.

The skirt is a three-piece mode and has two circular portions that overlap a narrow front-gore in panel effect.

Pale-corn crêpe de Chine, white panne and mauve pastelle cloth may be associated in the basque, which may be decorated with out crystal buttons and lace.

#### FIGURE No. 96 P.—LADIES' SHIRT-WAIST TOILETTE.

FIGURE No. 96 P.—This illustrates a Ladies' shirt-waist and two-piece skirt. The shirt-waist pattern, which is No. 3129

and costs 10d. or 20 cents, is in seven sizes for ladies from thirty to forty-two inches, bust measure, and is again pictured on page 282. The skirt pattern, which is No. 3070 and costs 10d. or 20 cents, is in seven sizes for ladies from twenty to thirty-two inches, waist measure.

Those who have formerly objected to the shirt-waist on account of the severity of its style will find much to admire in the dressy designs presented this season. The shirt-waist is developed in striped black-and-rose-pink silk and plain white silk, the shield being of white piqué and the tie of polka-spotted black silk. Fancy braid supplies garniture for the shield. The waist is full both back and front and is made with a square yoke that is concealed by the sailor collar. The shield extends to the waist and is finished at the neck with a fancifully shaped standing collar. In the present instance black satin-faced cloth was used in the development of the two-piece skirt which is without fulness at the top.

Corded wash silk or fine flannel would appropriately develop the shirt-waist, with contrasting material for the shield and collar. The skirt may be made up in any fashionable silk or woolen fabric.

#### FIGURE No. 97 P.—LADIES' TAILOR SUIT.

FIGURE No. 97 P.—This represents a Ladies' basque and skirt. The basque pattern, which is No. 3117 and costs 10d. or 20 cents, is in nine sizes for ladies from thirty to forty-six inches, bust measure, and is again shown on page 278. The skirt pattern, which is No. 3150 and costs 10d. or 20 cents, is in nine sizes from twenty to thirty-six inches, waist measure, and may be also seen on page 289.

This season cloth gowns in tailor effect are the acme of good style. Dark-green cloth was here selected for the suit, which shows a rich decorative design done in soutache braid. Under-arm gores, side-back gores extending to the shoulders and a center seam insure the adjustment of the basque at the sides and back, and the close-fitting fronts show a marked innovation in the curving seams that reach from the shoulders to the lower edge. A notched collar consisting of pointed lapels and a velvet-faced collar is arranged in such a manner that the effect of a chemisette is given. The basque is extended to form a smart coat back in which coat-plaits and coat-laps appear.

The novel skirt is in three-piece style and has a narrow front-gore. At the top it is cut in sheath fashion, but flares attractively at the bottom.

Passementerie or quillings of narrow satin ribbon may ornament the suit if it be developed in pastelle cloth or poplin.

#### FIGURE No. 98 P.—LADIES' OUTDOOR TOILETTE.

FIGURE No. 98 P.—This consists of a Ladies' basque and skirt. The basque pattern, which is No. 3105 and costs 10d. or 20 cents, is in nine sizes for ladies from thirty to forty-six inches, bust measure, and is differently pictured on page 277. The skirt pattern, which is No. 3120 and costs 10d. or 20 cents, is in seven sizes for ladies from twenty to thirty-two inches, waist measure, and is also shown on page 287.

A design that is at once stylish and novel is always eagerly sought by the fashionable woman who delights in having something different from her sisters. A toilette answering this description is here portrayed made up in a rich combination of golden-brown tan and white cloth. The name of the unique skirt, the "bell-gore," exactly describes it. It is in seven-gored sheath style to the knee, below which all the gores are sprung, a graceful flare about the foot resulting.

The basque fits without a wrinkle, and a distinguishing feature of the design is the triple bertha, the upper section of which is made of brown cloth, the middle one of tan and the lowest of white cloth. The bertha is smooth and is arranged on the basque to outline a yoke, the yoke effect being heightened by a facing of white cloth. The ends of the bertha lap with the fronts, the right front being extended at the bust to close in double-breasted style. Above the bertha the fronts close at the center. The color scheme of the bertha is repeated in the overlapping scollops at the lower edge of the basque and at the wrist of the small sleeve.

The toilette may be made of serge, cheviot, satin or any other firmly woven textile and may be decorated, if desired.

#### FIGURE No. 99 P.—LADIES' INFORMAL DINNER GOWN.

FIGURE No. 99 P.—This consists of a Ladies' waist and skirt. The waist pattern, which is No. 3119 and costs 10d. or 20

cents, is in six sizes for ladies from thirty to forty inches, bust measure, and is again shown on page 280. The skirt pattern, which is No. 3190 and costs 1s. or 25 cents, is in nine sizes from twenty to thirty-six inches, waist measure, and may also be seen on page 285.

Soft, diaphanous fabrics are especially well adapted to display advantageously the charms of the new clinging modes. One of the newest and daintiest of these—embroidered *éru* mousseline de soie over silk—was chosen for the attractive gown here illustrated. Four deep flounces of the mousseline trim the skirt, and the loose edges of the over-skirt, as well as all the free edges of the jacquette are out in scollops and finished with lace scolloping, which can be purchased ready for appliquéing. The waist has lapped fronts and a plain, stretched back that are topped by a smooth round yoke. Over the waist is arranged a uniquely designed jacquette which is in scolloped outline at the lower edge. The jacquette is without the slightest fulness and is supported by a deep round yoke, which in this instance laps over it and is scolloped and finished to correspond with the rest of the jacquette waist.

Over the five-gored skirt is gracefully arranged a circular tunic, the flaring front edges of which effectively frame the overlapping flounces which trim the front of the skirt.

Such combinations as velvet and spotted silk, fancy satin and lace over plain satin, panne and spangled net over silk and pastelle cloth and faille will pleasingly develop the waist. The most appropriate mediums for developing the skirt are cashmere, silk, voile, cloth, veiling and grenadine.

FIGURE No. 100 P.—LADIES' EMPIRE TEA-GOWN.

FIGURE No. 100 P.—This represents a Ladies' tea-gown. The pattern, which is No. 3158 and costs 1s. or 25 cents, is in seven sizes for ladies from thirty to forty-two inches, bust measure, and is also pictured on page 269.

The attractive features of the quaint Empire gown are here well brought out in white brocaded silk combined with black satin overlaid with Renaissance lace and mousseline de soie, and embellished with ruffles of the same rich lace and graduated rows of ribbon. The design is fashioned with a fanciful body that is dart-fitted at the front. It is low and rounding at the neck, but at the lower edge it curves up to form a deep inverted V at the center of the front and back. The one-piece mousquetaire sleeves are transparent, being made of white mousseline de soie. The body supports the circular skirt, which is seamed at the sides. Gathers collect the fulness at the upper edge of the fronts, but the skirt is without fulness at the sides and back.

Crêpe de Chine may be combined with satin or panne for the gown if an elaborate affair be desired. An attractive morning wrapper may be made up by the mode of cashmere or serge and trimmed with quillings of ribbon.

FIGURE No. 101 P.—LADIES' REGATTA TOILETTE.

FIGURE No. 101 P.—This illustrates a ladies' shirt-waist and skirt. The shirt-waist pattern, which is No. 3098 and costs 10d. or 20 cents, is in nine sizes for ladies from thirty to forty-six inches, bust measure, and is also shown on page 282. The skirt pattern, which is No. 3106 and costs 1s. or 25 cents, is in nine sizes, from twenty to thirty-six inches, waist measure, and is again pictured on page 284.

The marked contrast afforded by black and white is one of the most popular and effective of the season. A pretty illustration of the possibilities of such a combination is shown in the toilette here pictured, made of black-and-white taffeta associated with plain black taffeta and decorated with white lace appliqué. The waist has two plaits at each side of the center of the back that meet at the bottom. At the front the waist pouches out gracefully. The fronts are reversed in pointed lapels that frame a removable chemisette topped by a high standing collar.

The skirt has a five-gored foundation, the front-gore of which is covered with a silk facing that extends only to flounce depth at the sides and back. Six overlapping plaitings add a fluffy touch to the skirt at the bottom. Over the foundation skirt is arranged a two-piece circular tunic.

The toilette may be duplicated in foulard, nuns' veiling, cloth, etc. Perforated cloth over white satin, combined with white satin for the chemisette and lapels, will develop a handsome waist by the design.

FIGURE No. 102 P.—LADIES' PROMENADE GOWN.

FIGURE No. 102 P.—This comprises a Ladies' basque and skirt. The basque pattern, which is No. 3164 and costs 10d. or 20 cents, is in nine sizes for ladies from 30 to 46 inches, bust measure, and is again shown on page 276. The skirt pattern, which is No. 3170 and costs 1s. or 25 cents, is in seven sizes from 20 to 32 ins., waist measure, and is also seen on page 28.

Every *fin de siècle* woman includes at least one plain tailor suit in her Autumn outfit, as there are few gowns that can be worn on such a variety of occasions. The stylish gown here shown is made of checked cheviot combined with plain silk and finished with machine-stitching. The five-gored skirt is made of silk and is decorated with a deep knife-plaiting of silk. Over it is arranged a circular over-skirt seamed at the center of the front and back.

The basque fits without a wrinkle and is adjusted by double bust darts, under-arm and side-back gores and a center seam. A gore is joined to the front edge of the right front, and the closing is made in double-breasted style.

English Oxford, serge, cloth, diagonal and Venetian cloth are suitable for such a gown, which may be decorated with braid or passementerie.

FIGURES Nos. 103, 104 AND 105 P.—AUTUMN DESIGNS FOR TOP GARMENTS

FIGURE No. 103 P.—LADIES' COAT.—This illustrates a Ladies' coat. The pattern, which is No. 3197 and costs 10d. or 20 cents, is in nine sizes for ladies from thirty to forty-six inches, bust measure, and may be also seen on page 275.

The wraps here pictured represent the newest and best ideas of the season, and judging from the warmth of the welcome accorded them by the fashionable world their popularity may be safely prophesied. A stylish coat for early Autumn wear is here shown made of black cloth combined with white faille and finished in approved tailor style with machine-stitching. The coat is gored to the shoulders, a novel effect being thus produced. At the sides and back it is fitted by under-arm gores, a center-back seam and side-back gores extending to the shoulders. The fronts are perfectly fitted by curving seams and at the top small lapels and a rolling collar appear. The coat closes with a fly.

A coat of this type may be made of cheviot, serge, Venetian cloth, etc., and worn with either plain or tunic skirts.

FIGURE No. 104 P.—LADIES' CAPE.—This represents a Ladies' cape. The pattern, which is No. 3157 and costs 10d. or 20 cents, is in eight sizes for ladies from thirty-two to forty-six inches, bust measure, and is again shown on page 272.

Capes are ideal wraps, as they are protective, becoming and easily slipped on and off. The handsome example here shown made of black pastelle cloth, with chiffon for the inside of the collar and heavy passementerie and bows of ribbon for decoration, will be particularly becoming to matrons. It is smoothly fitted about the shoulders, but the circular shaping causes it to fall in deep flutes below the shoulders. The back is characterized by a broad under box-plait. A high collar with flaring front corners is at the neck.

Panne, Bengaline or velvet may be employed for the cape, which may be ornamented with ruches of chiffon, lace appliqué, jet, chenille fringe or quillings of ribbon.

FIGURE No. 105 P.—LADIES' GOLF CAPE.—This pictures a Ladies' cape. The pattern, which is No. 3198 and costs 10d. or 20 cents, is in nine sizes for ladies from thirty to forty-six inches, bust measure, and is again illustrated on page 273.

A golf cape is the wrap *par excellence* for all outdoor sports, travelling, stormy weather, etc. Utility and grace are the characteristics of this attractive cape, which is here shown made of double-faced cloth that is plain on the outside and plaid on the under side. The cape is of circular shaping, and, while fitting snugly about the shoulders, ripples prettily about the form. A marked feature of the mode is the hood, the outer edge of which is broadly reversed.

The shirt-waist, which is cut by pattern No. 3017, 9 sizes, 30 to 46 inches, bust measure, price 10d. or 20 cents, has full gathered fronts and a back in which backward-turning plaits are taken up. The back is supported by a pointed yoke.

Heavy storm serge or chinchilla cloth will attractively develop the mode. Such materials as silk, cloth, lawn, etc., are suitable for the shirt-waist.

# FASHIONS of the Day

Tunic effects in over-skirts remain a dominant feature of the most fashionably shaped skirts. A new skirt, and one especially commendable for checked or striped materials, has a five-gored foundation-skirt with a circular over-skirt having a seam at the center of the front and back. The lower edge may be fancy or plain, as individual taste dictates. Both the foundation and over-skirt are without any fulness at the top and may be made with a sweep or in round length.

Another tunic drapery is illustrated in a skirt having a five-gored foundation with a facing. The tunic is circular in shaping. An under-box plait appears at the back of both drapery and skirt, which may be either in round length or with a sweep.

Another five-gored skirt has a tunic over-skirt that separates in front and rounds away prettily.

A panel effect is produced in a three-piece skirt having an under box-plait at the back, the circular portions overlapping a narrow front-gore.

Exceedingly stylish and graceful in outline is a seven-gored sheath skirt. There is no fulness whatever at the top and it flares at the foot, the seams being sprung below the knee. This type is known as the bell-gore skirt and may be made with a sweep, just now so fashionable, or in round length, as preferred.

A modish three-piece skirt is smoothly fitted at the top and with the edges of the sides overlapping the front-gore.

Most desirable and especially designed for tall women is an extra-long five-gored skirt. The pattern provides for two shorter lengths as well.

A cycling skirt of most approved mode is made without fulness at the top and in three-piece style. It may be in any desired length and is suitable for golfing and for stormy weather, as well as wheeling.

The early Autumn jacket is short and jaunty in appearance and those of the Eton variety are exceedingly popular. A very smart Eton jacket may terminate at or slightly below the waist-line and the fronts shape well defined points. It may be worn open or closed in double-breasted style.

A coat back particularly emphasizes another jaunty Eton jacket, which may be worn open or closed down the front from the end of the revers in single-breasted style.

A variety of pleasing possibilities is illustrated in still another style of these approved jackets. The rather broad revers may be either fancy or plain, and the lower edge pointed or straight with equally stylish effect. A broad flaring collar adds to the charm of the mode.

A new tailor coat is gored to the shoulders in rather an odd fashion. The lower edge may be scalloped or plain, as desired.

Admirably suited to tall slender figures is the box-coat. One style may be closed with a fly or visibly, as preferred and may have the lower corners either rounding or square.

Capes form an important item in the Autumn wardrobe. One attractive example is made with an under box-plait at the back. Either a flare or rolling collar may be used and the lower front corners of the cape may be rounding or square. It may be tied in at the waist or left loose. A tie with long stole ends falling from the neck adds to its beauty.

A high flare collar and hood are points of interest in a new Autumn golf cape.

Admirable in the perfection and simplicity of its outline is a new basque well adapted for well-formed figures. It may be made in either single or double

breasted style and with the lower edge plain or scalloped. Shirt-waists hold their deserved popularity at all seasons. A very attractive example is illustrated in a mode with a square yoke, sailor collar and removable shield. A fitted lining may be used if desired.



FIGURE NO. 50 P.—This illustrates LADIES' ETON SUIT.—The patterns are Ladies' Eton Jacket No. 3154, price 10d. or 20 cents; Skirt No. 3150, price 10d. or 20 cents; and Shirt-Waist No. 2922, price 10d. or 20 cents.

(For Description see Page 251.)



93

94

*Ladies' Evening Waists.*



FIGURE No. 95 P.--This illustrates Ladies' Dressy Tailor Gown.—The patterns are Ladies' Basque No. 3104, price 10d. or 20 cents; and Skirt No. 3096, price 10d. or 20 cents.  
(Described on page 251.)





FIGURE No. 96 P.—This illustrates Ladies' Shirt-Waist Toilette. — The patterns are Ladies' Shirt-Waist No. 3129, price, 10d. or 20 cents; and Skirt No. 3070, price 10d. or 20 cents. (Described on page 252.)



FIGURE No. 97: This illustrates Ladies Tailor Suit.— The patterns are Ladies' Basque No. 3117, price 10d. or 20 cents; and Skirt No. 3150, price 10d. or 20 cents. (Described on page 252.)



FIGURE No. 98 P.—This illustrates Ladies' Outdoor Toilette. —The patterns are Ladies' Basque No price 10d. or 20 cents; and Skirt No. 3120, price 10d. or 20 cents. (Described on page 252)



FIGURE No. 99 P.—This illustrates Ladies' Informal Dinner Gown.—The patterns are Ladies' Waist No. 3119, price 10d. or 20 cents; and Skirt No. 3190, price 1s. or 25 cents. (Described on page 252.)



FIGURE No. 100 P. —This illustrates Ladies' Empire Tea-Gown.—The pattern is No. 3158, price 1s. or 25 cents  
(Described on page 253.)



FIGURE No. 101 P.—This illustrates Ladies' Regatta Toilette.—The patterns are Ladies' Shirt-Waist No. 3098, price 10d. or 20 cents; and Skirt No 3106, price 1s. or 25 cents. (Described on page 253.)




FIGURE No. 102 P.—This illustrates Ladies' Promenade Gown.—The patterns are Ladies' Basque No. 3164, price 10d. or 20 cents; and Skirt No. 3170, price 1s. or 25 cents.  
(Described on page 253.)



103 P.

105 P.

104 P.

*Autumn Designs for the Garments.*



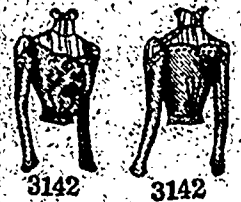
# Each PATTERN CHECK below

## will SAVE you TEN CENTS

### in ordering the Pattern mentioned in the Check:

CUT OUT EACH CHECK ALONG THE WRINKLED LINES.

### THIS CHECK



entitles the Bearer to Purchase for **10 CENTS**

(Regular Price, 20 Cents)

Any advertised Size of Pattern No. 3142. Good until October 1st, 1899, at any Butterick Agency.

LADIES' BASQUE-WAIST. Regular Price 20 Cents; Price with Check 10 Cents. 8 sizes, 30 to 44 bust.

The Delineator Publishing Co. of Toronto (Limited).

### THIS CHECK



entitles the Bearer to Purchase for

**10 CENTS**


(Regular Price, 20 Cents)

Any advertised Size of Pattern No. 3133. Good until October 1st, 1899, at any Butterick Agency.

MISSES' WAIST. Regular Price 20 Cents; Price with Check 10 Cents. 5 sizes, 12 to 18 years.

The Delineator Publishing Co. of Toronto (Limited).

### THIS CHECK



entitles the Bearer to Purchase for

**10 CENTS**


(Regular Price, 20 Cents)

Any advertised Size of Pattern No. 3096. Good until October 1st, 1899, at any Butterick Agency.

LADIES' SKIRT. Regular Price 20 Cents; Price with Check 10 Cents. 9 sizes, 20 to 36 waist.

The Delineator Publishing Co. of Toronto (Limited).

### THIS CHECK



entitles the Bearer to Purchase for

**10 CENTS**

(Regular Price, 20 Cents)

Any advertised Size of Pattern No. 3144. Good until October 1st, 1899, at any Butterick Agency.

GIRLS' DRESS. Regular Price 20 Cents; Price with Check 10 Cents. 8 sizes, 5 to 12 years.

The Delineator Publishing Co. of Toronto (Limited).

CUT OUT EACH CHECK ALONG THE WRINKLED LINES.

In Subscribing for THE DELINEATOR, Please Send the Order on This Blank.

Enclosed find \$1.00 for a Subscription for One Year to THE DELINEATOR,

beginning with the \_\_\_\_\_ Number.

Name, \_\_\_\_\_

Post-Office, \_\_\_\_\_, County, \_\_\_\_\_

Province, \_\_\_\_\_, Post-Office Box or Street Address, \_\_\_\_\_

# BUTTERICK PATTERNS.

## LOW PRICES

"5, 10, 15, 20 and 25 Cents,"

according as the Styles range from Utter Simplicity to Extreme Elaborateness.

Although they have been extensively advertised, the Remarkably Low Prices at which

### BUTTERICK PATTERNS

have for some time been sold and are now sold, are, from their importance, worthy of further special notice.

## THE DELINEATOR

The Largest,  
Most Representative  
and Thoroughly Up to Date  
of all the Women's Magazines Published.

THE many Colored Plates of Fashions and Millinery, with the other abundant Illustrations, are of immense value to all interested in Incoming and Prevailing Styles. Lovers of Fancy Work will find a larger variety of novel designs than in many periodicals devoted solely to that purpose. In general reading there is a wide range of topics touching on nearly everything of interest to women: Cookery, the Care of Children, Household Duties and Appointments, Beauty and Hygiene, Etiquette, Education, Employments and Professions, Handicrafts and Occupations, Entertainments, etc., etc., with a Complete Story each month by a distinguished novelist.

Single Copies, postpaid, 15 Cents each.

Subscription Price, - \$1.00 a Year.

NO CHARGE FOR POSTAGE is made on Subscriptions ordered for the United States, Canada, Newfoundland or Mexico.

75 Cents for Extra Postage must be paid on every Subscription ordered for other Countries than those above mentioned.

The Delineator Publishing Co. of Toronto

(Limited).

Absolutely Reliable as ever,  
and with an excellence of  
Detail that has never been ap-  
proached, the BUTTERICK  
PATTERNS of Recent Issues  
can be purchased Twenty-  
Five to Forty per cent.  
Cheaper than formerly.



LADIES' TWO-PIECE COSTUME, CONSISTING OF A JACKET AND A THREE-PIECE SKIRT WITH UNDER BOX-PLAIT AT THE BACK. (TO BE MADE WITH A SWEEP OR IN ROUND LENGTH.)  
(For Illustrations see this Page.)

No. 3169.—A different development of this stylish costume is given at figure No. 86 P in this magazine.

Machine-stitching provides an acceptable finish for the trim tailor costume, which is here shown developed in modelight-weight cloth, an inlay of black satin on the collar and lapels introducing an attractive bit of contrasting color. The jacket is snugly fitted, single bust darts, under-arm and side-back gores and a center seam insuring the perfect adjustment. The side-back seams terminate above shallow vents, and the back is deepened slightly at the center to form a graceful, round scollop. At the top the fronts are reversed in small lapels that form notches with the ends of the soft rolling collar shaped with a center seam, and below the lapels the fronts lap rather broadly and are closed with buttons and button-holes in a fly. In front of the darts the jacket is extended to form a rounding tab that falls a little below the waist-line, and the sleeve, which is in regular two-seam coat style, is gathered at the top. If desired, the jacket may be rolled back in full-length revers to disclose the waist worn beneath.

The three-piece skirt, which consists of a narrow front-gore and two circular portions, is perfectly adjusted about the hips by two darts at each side. A shallow under box-plait is formed at the back, and below the hips the skirt falls in soft folds and is slightly trained. Hip conformers or pads will materially improve the appearance of the skirt, which in the round length measures three yards and three-fourths at the lower edge in the medium sizes.


If a more dressy affair be desired, the jacket may be made of perforated pastelle cloth and lined with white satin and the skirt of plain pastelle cloth. Braid in graduated widths or self-strappings may also decorate the costume, which may be developed in serge, chevot, broadcloth or homespun. An elegant costume for a bride of the early Autumn could be of brown light-weight tailor cloth; an inlay of black velvet on the collar and lapels would be a dressy addition, and braid or self-strappings would furnish suitable decoration. With the costume may be worn one of the new corded silk shirt-waists.

We have pattern No. 3169 in nine sizes for ladies from thirty to forty-six inches, bust measure. To make the costume for a lady of medium size, requires four yards and a fourth of goods fifty inches wide, with half a yard of satin twenty inches wide for inlaying the collar and lapels. Price of pattern, 1s. or 25 cents.

LADIES' TWO-PIECE COSTUME, CONSISTING OF A JACKET WITH SACK FRONT AND ROUND OR SQUARE CORNERS (TO BE WORN OPEN OR CLOSED), AND A FIVE-GORED SKIRT HAVING AN UNDER BOX-PLAIT AT THE BACK (TO BE MADE WITH A SWEEP OR IN ROUND LENGTH).  
(For Illustrations see Page 208)

No. 3168.—This costume is shown differently developed at figure No. 87 P in this magazine.


That tailor-made suits will be as popular as ever this season is a foregone conclusion. The one here presented, consisting of a skirt and jacket, is developed in navy-blue serge and finished with machine-stitching. At the sides and back the jacket is smoothly adjusted by under-arm and side-back gores, and a center seam which terminates above coat-laps, coat-plaits being formed at the side-back seams. At the top the sack fronts roll back in revers which extend beyond the ends of the rolling collar seamed at the back, and below the revers



3169



3169



3169

Front View.



3169

Back View

LADIES' TWO-PIECE COSTUME, CONSISTING OF A JACKET AND A THREE-PIECE SKIRT WITH UNDER BOX-PLAIT AT THE BACK (TO BE MADE WITH A SWEEP OR IN ROUND LENGTH)

(For Description see this Page.)

the jacket closes with buttons and button-holes in a fly; but, if desired, it can be worn open, flaring to disclose the waist underneath. Pocket-laps conceal the openings to inserted hip-pockets, and small two-piece

sleeves gathered at the top complete the jacket, the corners of which may be square or round, according to individual taste. The skirt, which is fashioned with five gores, is fitted smoothly about the hips by a single dart at each side, the fulness at the back being arranged in an underfolded box-plait. Below the hips the skirt ripples stylishly and at the back hangs in graceful folds. The skirt may be made with a sweep

or in round length, and measures at the lower edge in the round length, about three yards and three-fourths in the medium sizes. With it should be worn hip conformers or pads to give the rounded effect to the figure.

Camel's-hair, cheviot, diagonal, mohair and lady's-cloth are appropriate for this stylish costume, and if decorated with braid a very dressy effect will be obtained.

We have pattern No. 3168 in nine sizes for ladies from thirty to forty-six inches, bust measure. To make the costume for a lady of medium size, requires five yards and seven-eighths of goods forty inches wide. Price of pattern, 1s. or 25 cents.

LADIES' EMPIRE TEA-GOWN OR WRAPPER, WITH CIRCULAR SKIRT. (TO BE MADE WITH A HIGH, ROUND OR SQUARE NECK, WITH FULL-LENGTH OR SHORT SLEEVES, WITH OR WITHOUT THE BOLEROS AND WITH A SLIGHT TRAIN OR IN ROUND LENGTH.)

(For Illustration see Page 260.)


No. 3158.—A different view of this gown is given at figure No. 100 P in this number of THE DELINEATOR.

The popularity of all things Napoleonic has once more brought the Empire gown well to the front. Grace and style are the characteristics of the example here pictured made of pale-blue cashmere combined with black velvet and white all-over lace. The design is fashioned with a short body in Empire style that is fitted by tiny single bust darts, under-arm seams and a center-back seam. At the center the body is in inverted V shape at the lower edge both front and back and is topped by a trim standing collar ornamented with two rounding sections that fall over the collar. Tiny boleros that are included in the shoulder and arm-hole seams are effectively arranged on the body, which supports the handsome circular skirt. At the top gathered fulness appears at the center of the front of the skirt, but it is plain at the sides, where it is seamed in line with the under-arm seams of the body. At the back the skirt is without the least fulness at the top, but the circular shaping causes it to fall in deep flutes. The design is gracefully trained at the back and is invisibly closed at the center of the front, and below the closing the edges are seamed. The one-piece sleeve is wrinkled in mousquetaire style and is made over a two-seam lining. It is gathered at the top and at the side edges along the seam and is completed by a flaring cuff. The design may be made with a low, round or square neck, and the full-length sleeves may be replaced by short puffs gathered top and bottom and made over one-piece linings. If desired, the boleros may be omitted and the skirt may be made in round length.

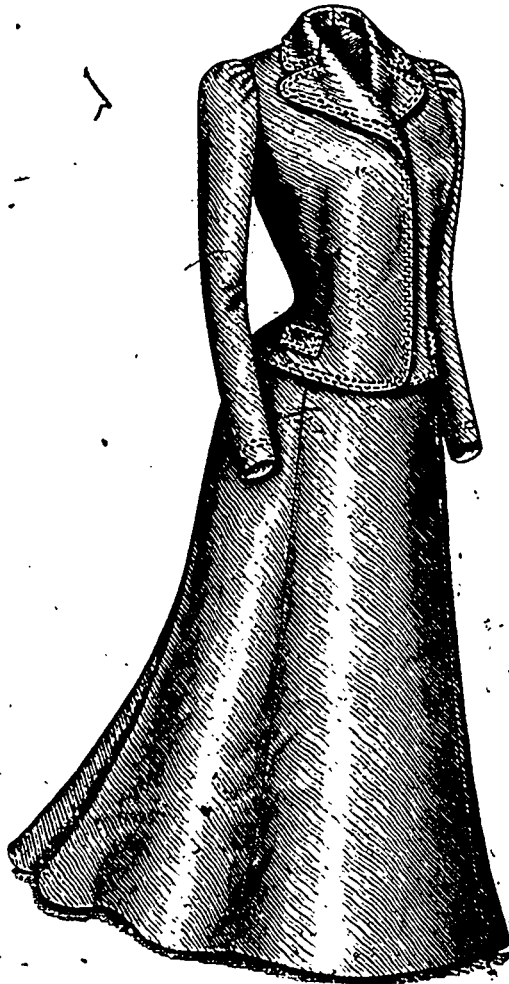
If the design be developed in pale-corn crêpe de Chine and mauve panne, a tea-gown of rare daintiness will result. Frills of lace may follow the lower edge of the body and lace may also be cascaded down each side of the closing. A very simple but effective garment could be of pink corded silk, with heavy éru lace for the boleros and lace appliqué bands of lace insertion or frills of narrow satin ribbon for trimming.

We have pattern No. 3158 in seven sizes for ladies from thirty to forty-two inches, bust measure. To make the gown

for a lady of medium size, will require five yards and seven-eighths of cashmere forty inches wide, with a yard and an eighth of velvet twenty inches wide for the collar, body fronts and body backs, and five-eighths of a yard of all-over lace twenty inches wide to cover the boleros, collar ornaments and cuffs. Price of pattern, 1s. or 25 cents.



3168




3168

Front View.

LADIES' NÉGLIGÉ GOWN OR WRAPPER, WITH SAILOR COLLAR PERFORATED FOR SHAWL COLLAR, AND BISHOP SLEEVES. (TO BE MADE WITH OR WITHOUT THE FANCY OVER-SLEEVES.)

(For Illustrations see Page 270.)

No. 3148.—This dainty gown is sus-



3168

Back View.

LADIES' TWO-PIECE COSTUME, CONSISTING OF A JACKET WITH SACK FRONT AND ROUND OR SQUARE CORNERS (TO BE WORN OPEN OR CLOSED), AND A FIVE-GORED SKIRT HAVING AN UNDER BOX-PLAIT AT THE BACK (TO BE MADE WITH A SWEEP OR IN ROUND LENGTH)

(For Description see Page 267.)

ceptible of many variations, and the different effects are clearly shown in the accompanying illustrations. It may be worn open or closed, and for its present development fine quality blue French flannel and white nun's-veiling were selected, ruffles of white satin ribbon edged with black velvet baby ribbon supplying tasteful garniture. Under-arm gores connect the loose fronts with the back, which is shaped with a seam at the center, where extensions are allowed a short distance from the neck, and a box-plait formed on the outside; the plait is sewed underneath to the waist-line, below which it falls out gracefully into the train. The box-

plait is double at its inner folds and flares stylishly, producing a graceful Watteau effect. The back is drawn in close to the figure at the waist-line by a belt tape tacked underneath and fastened in front. The fronts are in V outline at the top and lapped broadly, a large pearl button and button-hole holding them in place at the waist-line. White satin ribbon tie-strings inserted in the under-arm seams at the waist-line and tied over the loose fronts also serve to hold them in position. The collar is a becoming feature of the mode. It may be in deep sailor style with ends that extend square over the shoulders and taper to points at the waist, or a smaller collar in shawl style with rounding lower edge and tapering ends may be used. Both collars are seamed on the shoulders. The one-seam sleeves are in full bishop style, gathered at the top and

with over-sleeves for a lady of medium size, requires eleven yards and three-fourths of French flannel twenty-seven inches wide, with three yards of nun's-veiling forty inches wide for the fancy bishop sleeves, facing and outside of collar. The gown without the over-sleeves needs eleven yards and three-fourths of French flannel twenty-seven inches wide, with a yard and seven-eighths of nun's-veiling forty inches wide for the facing and outside of collar. Price of pattern, 1s. or 25 cents.



3158

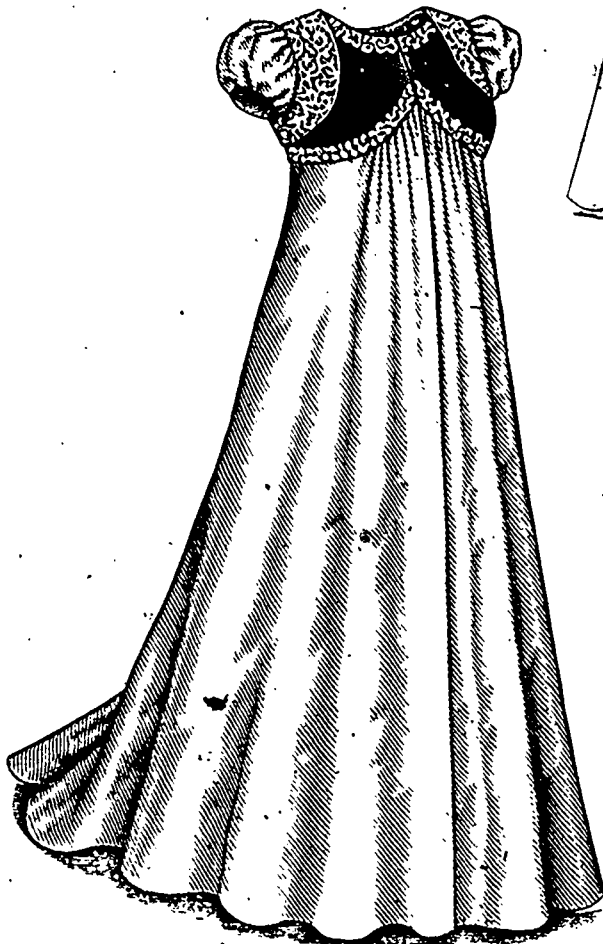
LADIES' WRAPPER, WITH WATTEAU BACK.

(TO BE MADE WITH A STANDING OR ROLLING COLLAR AND WITH A SWEEP OR IN ROUND LENGTH)

(For Illustrations see Page 271.)

No. 3130.—A desirable feature of the design here shown is the introduction of the graceful Watteau back. Gray cashmere was used for making the wrapper, and frills of black satin ribbon supply the ornamentation. The wrapper, which is made over a lining that extends a little below the waist-line and is fitted by double bust darts, under-arm and side-back gores and a center-back seam, is smoothly adjusted at the sides by under-arm gores reaching to the lower edge of the garment. The full fronts, which are arranged on the lining

fronts to show them in square-yoke outline, are turned under at the top and gathered to form a frill heading. The back is perfectly plain at the sides, but at the center a broad double box-plait is stylishly formed; the plait is sewed along its underfolds to the waist-line, below which point it falls free to the lower edge of the wrapper, which may be made with a sweep or in round length. A standing or rolling collar may complete the neck, and the closing is made invisibly at the center of the front. Broad black satin ribbon ties which are inserted in the under-arm seams at the waist-line and bowed at the front draw the fulness of the fronts in to the figure. The two-piece sleeve is



3158

Front View.


LADIES' EMPIRE TEA-GOWN OR WRAPPER, WITH CIRCULAR SKIRT. (TO BE MADE WITH HIGH, ROUND OR SQUARE NECK, WITH FULL-LENGTH OR SHORT SLEEVES, WITH OR WITHOUT THE BOLEROS AND WITH A SLIGHT TRAIN OR IN ROUND LENGTH)

(For Description see Page 208.)

bottom and completed with straight lapped cuffs that are closed with two buttons and button-holes. A continuous lap finishes a short slash at the back of the wrist. The gown may be made with or without a fancy over-sleeve, which is oddly shaped at the bottom to form a deep tab on the upper and under side. The over-sleeve is seamed at the inside of the arm, gathered at the top and cut short so as to display the bishop sleeve.

Cashmere and all-over lace, crêpe de Chine and silk and many other combinations may be used in the development of the mode. Ribbon, braid, passementerie, appliqué lace and ruchings are appropriate for garniture.

We have pattern No. 3148 in nine sizes for ladies from thirty to forty-six inches, bust-measure. To make the gown



3158

Back View.

gathered at the top and arranged over a two-seam lining. A handsome wrapper may be made up by this design of pale-blue India silk, with all-over lace for the yoke facings, pale-blue ribbon supplying the garniture. Surah silk, which is now extensively used for wrappers, is also suitable for the

mode, and so are the light woollen materials. If desired, a wrinkled ribbon stock may complete the neck.

We have pattern No. 3130 in nine sizes for ladies from thirty to forty-six inches, bust measure. To make the wrapper for a lady of medium size, requires six yards and a half of goods forty inches wide. Price of pattern, 1s. or 25 cents.

the front. Two full frills of the plaited chiffon, the inner one being considerably deeper than the outer one, are arranged on the inside of the collar and give a soft finish about the face. The design is closed at the neck in front under an artistic bow of black velvet ribbon.

The mode may be reproduced in black satin overlaid with tiny ruffles of black net and lengthened by deep ruffles of black Chantilly lace, the latter also appearing at the inside of the collar and forming a graceful cascade down the front. Capes of this type are frequently lined with narrow, overlapping ruffles of taffeta or chiffon or throughout with panne or taffeta. Liberty satin, etc., will also develop handsome wraps by the mode, and any variety of trimming desired may be added. The design affords ample opportunity for elaborate decoration.

We have pattern No. 3187 in four sizes for ladies from thirty-two to forty-four inches, bust measure. For a lady of thirty-six inches bust measure, the cape portion and collar will require a yard and

an eighth of goods twenty inches wide, with three-fourth yard of beaded net twenty-seven inches wide for covering these portions. The frills need three yards and a fourth of material forty-five inches wide or twenty yards of plaiting eight inches and three-fourths wide (measured with the plaits drawn

out). Price of pattern, 7d. or 15 cents.

LADIES' FANCY SHOULDER-CAPE

(For Illustrations see Page 272)  
No. 3187.—In the charming lit-



3148



3148




3148

From view

LADIES' NEGLIGÉ GOWN OR WRAPPER WITH SAILOR COLLAR PERFORATED FOR SHAWL COLLAR, AND BISHOP SLEEVES. (TO BE MADE WITH OR WITHOUT THE FANCY OVER-SLEEVE.)

(For Description see Page 268.)

the wrap pictured utility and beauty are united, a combination always desirable. The cape is shown made of white velvet overlaid with black net, covered with sequins associated with accordion-plaited chiffon, gauze ribbon and ruffles of chiffon supplying the ornamentation. The design is fashioned without a single seam, the perfect adjustment about the shoulders being due to the circular shaping. At the lower edge it is extended to form a deep point on each shoulder and one at the front, but at the back it is only slightly pointed. A very fluffy appearance is given by two graduated frills of accordion-plaited chiffon that are joined to the lower edge of the cape and headed by a ruching of chiffon. These frills undulate gracefully all round, and the cape is completed by a sectional flare collar that is high at the back, but tapers gradually until it is quite low at



3148

Back View.



3148

LADIES' CAPE, WITH UNDER BOX-PLAIT AT THE BACK. (TO BE MADE WITH ROUNDING OR SQUARE CORNERS AND WITH A FLARE OR ROLLING COLLAR AND TO BE TIED IN AT THE WAIST OR LEFT LOOSE.)

(For Illustrations see Page 272.)

No. 3157.—By referring to figure No. 104 P in this magazine; this cape may be again seen.

A light-weight cape suitable for chilly days is here shown made of black peau de soie, with chiffon for the inside of the flare collar and ruchings of chiffon and narrow gauze ribbon for decoration. It consists of two circular portions that are seamed at the center of the back and fitted smoothly about the shoulders by a dart at each side. A broad under

box-plait gives becoming fulness at the back, where the cape may be held in to the figure by a ribbon tacked underneath at the waist-line and tied in front. Below the shoulders the cape ripples all round, and the lower front corners are in graceful rounding outline. The neck is completed by a sectional flare collar that is high at the back, but rolls away from the chin. The flare collar consists of smooth outside sections and full inside sections, the latter being gathered top and bottom and giving a soft, pretty finish to the face. If desired, the cape may be made with square corners and a rolling collar may replace the flaring one. The cape has a sweep of three yards and a fourth in the medium sizes, and the closing is made at the neck under a wide tie that is coquettishly bowed at the throat, the long ends falling well below the bottom of the design.

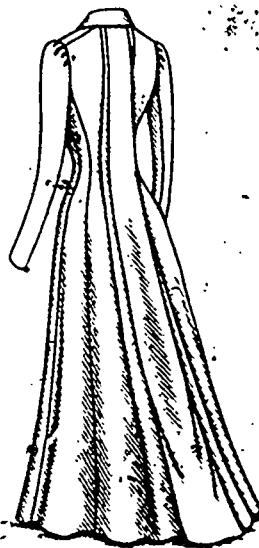
Heavy-weight taffeta, Bengaline and faille are also appropriate for the mode, and frills of chiffon may serve as garniture. An attractive cape in severe tailor style would result if the design be developed in broadcloth or any of the popular plaid materials and finished with machine-stitching or self-strappings.

We have pattern No. 3157 in eight sizes for ladies from thirty-two to forty-six inches bust measure. For a lady of medium size, the cape, including the ties, requires five yards and a fourth of goods twenty inches wide; not including the ties, it needs two yards and a fourth of goods thirty-six inches wide. In each instance five-eighth yard of chiffon forty-five inches wide will be needed for the inside section of flare collar and for a ruching to trim. Price of pattern, 10d. or 20 cents.

edge, where it is broadly reversed. The ends of the hood extend to the wrists and the hood is included in the seam with the high sectional collar, which flares effectively from the face. The front edges of the cape meet and are held together by three straps with pointed ends that are secured by buttons and button-holes. The cape is also held in position by long straps tacked underneath to the darts, crossed on the bust, carried to the back, where they are again crossed, and closed in front with a button and button-hole.

For a cape of this description double-faced cloth is the most appropriate material, but if desired, lighter weight cloth may be used.

We have pattern No. 3198 in nine sizes for



3130



3150

Back View

LADIES' WRAPPER, WITH WATTEAU BACK. (TO BE MADE WITH A STANDING OR ROLLING COLLAR AND WITH A SWEEP OR 15' ROUND LENGTH.)

(For Description see Page 260.)

ladies from thirty to forty-six inches bust measure. For a lady of medium size, the cape needs two yards and three-eighths of goods fifty-four inches wide. Price of pattern, 10d. or 20 cents.



3130

Front View.

LADIES' GOLF CAPE.

(For Illustrations see Page 273.)

No. 3198.—By referring to figure No. 105 P in this number of THE DELINEATOR, this cape is again illustrated.

Golf capes are too comfortable and convenient to lose favor and they will be worn as much if not more than ever this season. Double-faced cloth in a pretty shade of dark-blue on the outside and a handsome blue-and-white plaid on the inside was here used to develop the cape, machine-stitching providing the completion. The cape is of circular shaping and is fitted smoothly at the top by a dart at each shoulder, below which it falls in rolling flutes all round and has a sweep of four yards and a half in the medium sizes. To each front edge of the cape is joined a facing which is broad at the bottom and narrows gradually toward the neck; the facing is turned back on the cape and stitched firmly to position. A pretty feature of the cape is the hood, which is shaped by a center seam extending from the neck to the outer

LADIES' JACKET. (TO BE MADE WITH FANCY OR PLAIN REVERS AND WITH POINTED OR STRAIGHT LOWER EDGES.) TO BE WORN OPEN OR CLOSED.

(For Illustrations see Page 273.)

No. 3188.—The fanciful revers and collar are features of the jacket here pictured, which is one of the newest and most stylish of the season. Lace over white satin was used for the inside of the collar and for facing the revers of the jacket, which was made of black cloth. Under-arm and side-back gores and a center seam give perfect adjustment to the jacket at the sides and back, while the fronts are fitted by six

gle bust darts. The fronts are reversed at the top in fancy revers that meet the ends of the flaring sectional collar. The collar may be worn high and slightly rolling or be turned down altogether, as preferred. The lower edge of the jacket, which can also be made perfectly plain, is shaped to form a series of points, those in

article and a dainty accessory to the wardrobe. Many a waist of chiffon or silk which has lost its freshness can be renovated by the use of this zouave. The design can be suitably developed in cloth enriched by heavy appliqué braid. For evening wear the jacket may be made more elaborate. Liberty satin overlaid with spangled net and ruchings of satin or gauze ribbon for ornamentation would be very effective.

We have pattern No. 3125 in nine sizes for ladies from thirty to forty-six inches, bust measure. To make the zouave jacket for a lady of medium size, requires a yard and a fourth of goods twenty inches wide, with a yard and a fourth of silk in the same width to line. Price of pattern, 7d. or 15 cents.



3187  
Front View.

LADIES' FANCY SHOULDER-CAPE.  
(For Description see Page 270.)



3187  
Back View.

front being a little longer than the others. If desired, the jacket can be closed invisibly at the front, and the revers may be plain if preferred. The sleeve is in two-piece style, with fulness at the top collected in gathers, and the lower edge of the upper portion is extended in a point that falls over the hand.

Silk, which is now extensively used for fashioning tailor-made suits, would be very appropriate for the development of this style of jacket, and rich Irish guipure lace may be used for the revers and collar, with frills of narrow ribbon or ruchings of chiffon for ornamentation. Venetian cloth, diagonal, poplin, serge or cheviot will successfully reproduce the mode.

We have pattern No. 3188 in nine sizes for ladies from thirty to forty-six inches, bust measure. To make the jacket for a lady of medium size, requires a yard and three-fourths of goods fifty-four inches wide, with three-fourths of a yard of satin twenty inches wide for the inside of collar and for facing the revers, and three-fourths of a yard of all-over lace in the same width for the inside of collar and for covering the revers. Price of pattern, 10d. or 20 cents.


LADIES' SLEEVELESS ZOUAVE JACKET

(For Illustrations see Page 274)


No. 3125.—The lace jacket here pictured will appeal to all followers of the up to date and practical. It is made of cream-white all-over lace over pure white satin, and decoration is supplied by white chiffon ruchings. The jacket is sleeveless and is made with a smooth, seamless back that is joined in shoulder and under-arm seams to the fronts, which flare prettily to disclose the waist worn beneath. The jacket extends just to the waist-line and may be plain or cut out in fancy outline, as shown in the illustrations.

The fronts curve gracefully and fit the figure closely. This style of jacket will prove a very useful and economical

to form a stylish coat back which falls well below the waist-line and is extended in sharp points at the front, while at the sides it curves up prettily, the effect of graceful slimness in the figure being thus obtained. The fronts are reversed in lapels that extend in points beyond the ends of the inlaid velvet rolling collar seamed at the center; the lapels are



3157



3157



3157  
Front View.

LADIES' CAP WITH UNDER BOX-PLAIT AT THE BACK. (TO BE MADE WITH ROUNDING OR SQUARE CORNERS AND WITH A FLARE OR ROLLING COLLAR AND TO BE TIED IN AT THE WAIST OR LEFT LOOSE.)

(For Description see Page 270.)



3157  
Back View.


faced with black peau de soie, and below them the jacket may be closed with buttons and button-holes arranged in two groups of three each, or it may be worn open to disclose the



waist worn beneath. The two-seam sleeves are gathered at the top and are the correct size for Autumn jackets.


The mode may be duplicated in serge, covert cloth, whipcord, cheviot and similar textiles, while braid, self-strappings or milliners' folds of satin will provide attractive decoration. A jacket made up by the mode as described will prove very convenient for wear with shirt-waists.

We have pattern No. 3154 in nine sizes for ladies from thirty to forty-six inches, bust measure. To make the jacket for a lady of medium size, will require a yard and a half of goods fifty-four inches wide, with three-eighths of a yard of velvet twenty inches wide (cut bias) for the revers and for inlaying the collar, and five-eighths of a yard of peau de soie in the same width for facing the reversed portions of the fronts. Price of pattern, 10d. or 20 cents.



3188

tern. A very pleasing effect may be obtained by using dark-blue serge with black Bengaline silk for inlaying the collar and lapels, and small buttons for ornamentation.



3188



3188

Front View.

Back View

LADIES' ETON JACKET, TERMINATING SLIGHTLY BELOW OR AT THE WAIST-LINE AND TO BE WORN OPEN OR CLOSED  
(For Illustrations see Page 274.)

No. 3141.—At figure No. 85 P in this number of THE DELINEATOR this jacket is again represented.

Eton jackets seem to be gaining in popular favor. A stylish example is here shown made of black broadcloth and finished with machine-stitching, the lapels being inlaid with black peau de soie. Under-arm and side-back gores and a center seam smoothly adjust the jacket at the sides and back, the side-back seams terminating above shallow vents, a tiny scallop being thus formed at the center of the back. The fronts are fitted by single bust darts and at the top are rolled back in lapels which extend in points beyond the ends of the rolling collar seamed at the center of the back. Below the lapels the jacket is shaped to flare stylishly, but can be closed diagonally in double-breasted fashion with buttons and cord-loops if preferred. The lower front corners are extended to form sharp points that fall well below the waist-line, and the jacket may terminate slightly below or just at the waist-line. The small two-piece sleeve

LADIES' JACKET. TO BE MADE WITH FANCY OR PLAIN REVERS, AND WITH POINTED OR STRAIGHT LOWER EDGE (TO BE WORN OPEN OR CLOSED.)

(For Description see Page 271.)

We have pattern No. 3141 in nine sizes for ladies from thirty to forty-six inches, bust measure. To make the jacket for a lady of medium size, it will require a yard and a half of goods fifty-four inches wide, with five-eighths of a yard of silk twenty inches wide for inlaying the lapels. Price of pattern, 10d. or 20 cents.



3198



3198

Back View.

LADIES' GOLF CAPE.

(For Description see Page 271.)

LADIES' DOUBLE-BREASTED BLOUSE-JACKET, WITH FITTED BELT (TO BE MADE WITH OR WITHOUT A SEAM AT CENTER OF BACK AND WITH ROUND OR SQUARE CORNERS.)

(For Illustrations see Page 275.)

No. 3176.—This smart yet simply constructed blouse-jacket, pictured, made of light-weight cloth and appropriately finished with machine-stitching and buttons, will be very comfortable for wear on chilly days in early Autumn. It is fitted by under-arm gores and is fashioned with a broad seamless back, but the pattern provides for a back shaped with a center seam, which may replace the seamless one, if desired. The fronts are smooth at the top, where they are reversed in lapels that form notches with the ends of the rolling collar seamed at the center, but have gathered fulness at the

is gathered at the top.

Venetian cloth, poplin, cheviot or serge can be satisfactorily employed for

bottom which is allowed to blouse modishly. The fronts lap broadly below the revers and are closed in double-breasted style with buttons and button-holes. At the bottom the jacket is held firmly in position by an applied, fitted belt, the closing of which is invisibly effected at the front. The design has a regular two-seam coat sleeve gathered at the top, and the corners of the collar and lapels may be round or square, according to individual taste.

The jacket may be reproduced in cheviot, serge, English Oxford, covert cloth or black taffeta. If the last material be selected, lace appliqué will supply a decorative touch.

We have pattern No. 3176 in eight sizes for ladies from

the jacket, and braid trimmings may be adopted. Black taffeta, which is now extensively used for tailor-made suits, would develop a very dressy and attractive jacket by this pat-



3198

Front View.

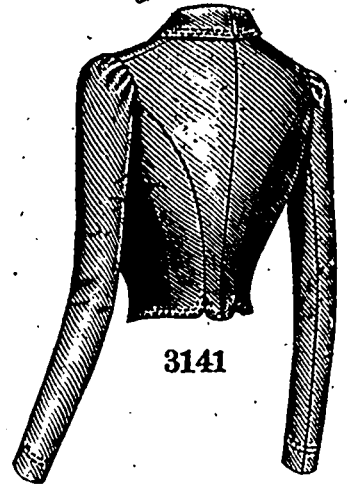
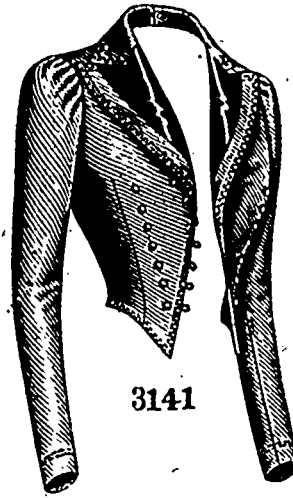

thirty to forty-four inches, bust measure. To make the blouse-jacket for a lady of medium size, requires a yard and three-eighths of goods fifty-four inches wide. Price of pattern, 10d. or 20 cents.

LADIES' BOX-COAT. (TO BE CLOSED WITH A FLY OR VISIBLY AND MADE WITH ROUNDING OR SQUARE CORNERS)  
(For Illustrations see Page 275.)

No. 3140.—This box-coat is again represented at figure No. 88 P in this number of THE DELINEATOR.

Black cloth was here used to make this popular box-coat, and machine-stitching gives a neat finish. The seamless back and plain loose fronts are joined in shoulder and under-arm seams, the latter terminating above shallow vents. The fronts roll back in small revers that form notches with the ends of the rolling collar, which is shaped by a center seam, and below the revers the coat is closed invisibly with buttons and button-holes in a fly. The corners of the design, which may be visibly closed with buttons and button-holes, may be rounding or square, according to individual taste. The sleeve is in two-piece style and gathered at the top.

Developed in bright-red cloth, with the collar and lapels inlaid with black satin, the coat would be very picturesque and serviceable for wear on the golf links. Box cloth, double-faced cloth, venetian, diagonal or covert cloth are suitable for this style of coat, and rows of narrow soutache



3141

3141

Front View.

Back View.

LADIES' ETON JACKET. TERMINATING SLIGHTLY BELOW OR AT THE WAIST-LINE, AND TO BE WORN OPEN OR CLOSED.

(For Description see Page 273.)

for a lady of medium size, requires a yard and three-fourths of material fifty-four inches wide. Price of pattern, 10d. or 20 cents.

LADIES' COAT, GORED TO THE SHOULDERS. (TO BE MADE WITH PLAIN OR SCOLLOPED LOWER EDGE.)  
(For Illustrations see Page 275.)

No. 3197.—This coat is again illustrated at figure No. 103 P in this issue of THE DELINEATOR.

The coat, which is here shown made of cloth and finished with machine-stitching, is gored to the shoulders, a popular innovation of the season. The sides and back are snugly adjusted by under-arm gores, side-back gores extending to the shoulders and a center-back seam, and the fronts are perfectly fitted by curving seams that reach from the shoulders to the lower edge. The side-front and side-back seams terminate above shallow vents having rounding corners, a pretty scalloped outline being thus obtained at the center of the front and back. The fronts are reversed in tiny rounding lapels that form shallow notches with the pointed ends of the soft rolling collar, which is shaped by a center seam, and below the lapels the coat closes in a fly. Oblong pocket-laps conceal the openings to inserted hip-pockets, and the coat may be plain at the lower edge and have pointed revers, according to individual preference. Gathers collect the fulness at the top of the comfortably loose sleeve, which is of the two-seam coat variety.

Braid, self-strappings or buttons will supply pleasing ornamentation for the coat, which may be suitably developed in cheviot, serge, English Oxford, homespun and similar textiles. A suitable coat for the cool Autumn days could be made of black broadcloth, with a collar of black velvet, and machine-stitching for a finish. White taffeta is used to line the coat.

We have pattern No. 3197 in nine sizes for ladies from thirty to forty-six inches, bust measure. To make the coat for a lady of medium size, will require two yards of material fifty-four inches wide. Price of pattern, 10d. or 20 cents.



3125

3125


3125

Front View.

Back View.

LADIES' SLEEVELESS ZOUAVE JACKET.

(For Description see Page 272.)



3154

3154

Front View.

Back View.

LADIES' ETON JACKET, WITH COAT-BACK. (TO BE WORN OPEN OR CLOSED)

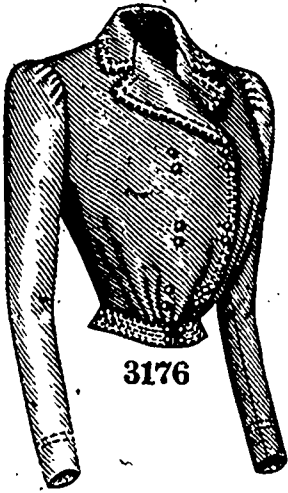
(For Description see Page 272.)

LADIES' BASQUE. (TO BE MADE SINGLE OR DOUBLE BREASTED AND WITH PLAIN OR SCOLLOPED LOWER EDGE.)  
(For Illustrations see Page 276.)

No. 3164.—At figure No. 102 P in this number of THE DELINEATOR this basque is shown differently developed.

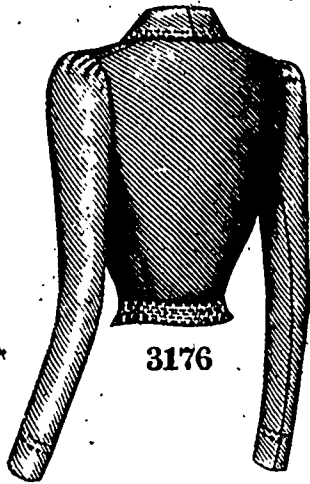
The basque is especially becoming to a well rounded figure. It is here pictured made of black serge and may be made single or double breasted, in the latter case a gore being joined to the right front and the closing made in double breasted style from the shoulders to the lower edge with buttons and button-holes. Machine-stitching provides an ac-

braid or braid in graduated widths will give a stylish finish. We have pattern No. 3149 in seven sizes for ladies from thirty to forty-two inches, bust measure. To make the coat



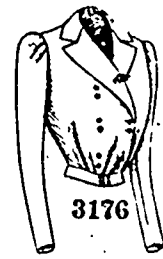
3176

Front View.



3176

Back View.



3176



3176

LADIES' DOUBLE-BREASTED BLOUSE-JACKET, WITH FITTED BELT. (TO BE MADE WITH OR WITHOUT A SEAM AT CENTER OF BACK AND WITH ROUND OR SQUARE CORNERS.)

(For Description see Page 273.)

We have pattern No. 3128 in eight sizes for ladies from thirty-four to forty-eight inches, bust measure. To make the basque for a lady of medium size, requires a yard and seven-eighths of material forty inches wide. Price of pattern, 10d. or 20 cents.

LADIES' BASQUE, WITH OVERLAPPING SCOLLOPS AT THE WRISTS AND LOWER EDGES. (TO HAVE THE BERTHA AND SCOLLOPS SINGLE, DOUBLE OR TRIPLE.) (For Illustrations see Page 277.)


No. 3105.—Another view of this stylish basque is given at figure No. 98 P in this magazine.

This basque is characterized by a stylish Bertha and overlapping scollops. It is here shown made of green camel's-hair, garniture being supplied by narrow black soutache braid and small cord frogs. The basque has a smooth, seamless back and is perfectly adjusted with under-arm and gracefully curved side-back gores and dart-fitted fronts. The

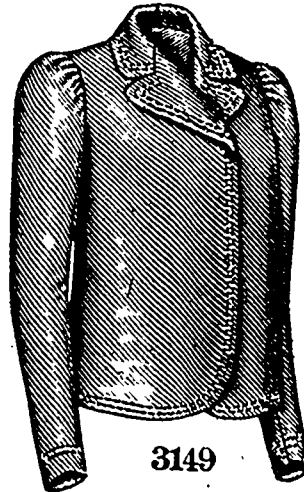
ceptable finish. It follows closely the lines of the form and is correctly adjusted by double bust darts, under-arm and side-back gores and a center seam. A velvet standing collar fastened invisibly at the left side is at the neck, and the lower edge of the basque is gracefully scooped at the center of the front and back. The two-seam sleeve is gathered at the top and made over a two-piece lining. If preferred, the basque may be plain at the lower edge, and, when in single-breasted style, a plain standing collar closed invisibly at the center of the front is used.

The design may be developed in any firmly woven material, such as serge, cheviot, satin, etc., and if a more elaborate finish be desired, braid, ribbon, quillings, lace appliqué or passementerie may be added. The design will be particularly pleasing developed in dark-blue broadcloth, with the collar of black velvet, and rows of narrow soutache braid or passementerie for ornamentation.

We have pattern No. 3164 in nine sizes for ladies from thirty to forty-six inches, bust measure. To make the basque for a lady of medium size, will require two yards of material forty inches wide, with a fourth of a yard of velvet twenty inches wide for the collar. Price of pattern, 10d. or 20 cents.




3149



3149

Front View.



3149

Back View.

LADIES' BOX-COAT (TO BE CLOSED WITH A FLY OR VISIBLY AND MADE WITH ROUNDING OR SQUARE CORNERS.)


(For Description see Page 274.)

LADIES' BASQUE, WITH TWO UNDER-ARM GORES. (TO BE MADE WITH A STANDING COLLAR OR OPEN NECK.) DESIRABLE FOR STOUT LADIES.


(For Illustrations see Page 276.)

No. 3128.—This trim basque is shown developed in pale-blue cashmere and decorated with two widths of black velvet ribbon. At the back it is smoothly fitted by side-back gores and a center seam, and at each side two under-arm gores introduced in the adjustment make the mode especially becoming to stout figures. The fronts are gathered along the shoulder edges, but at the bottom four forward-turning plaits draw the fulness well toward the closing, which is invisibly made at the center. A standing collar is at the neck. The basque is finished at the bottom with a piping of silk and is slightly pointed in front, but at the back it extends in rounding tabs well below the waist-line. The fronts, which may be slightly open-necked in V outline at the top, are adjusted over dart-fitted lining fronts. A flaring circular cuff finishes the two-seam sleeve, which is gathered at the top and made over a two-piece lining.

If the basque be low, a pretty effect may be obtained by arranging lace frills in the neck and down the edges of the fronts. Serge, cloth, nun's-veiling, etc., are appropriate for the design, which may be trimmed in any desired way.




3197



3197

Front View.



3197

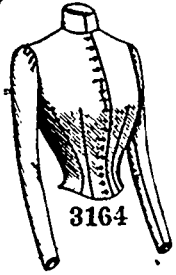
Back View.

LADIES' COAT, GORED TO THE SHOULDERS. (TO BE MADE WITH PLAIN OR SCOLLOPED LOWER EDGE.)

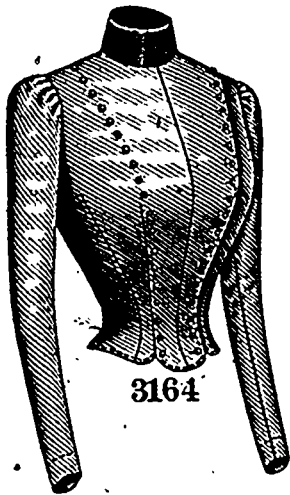
(For Description see Page 274.)

fronts are closed invisibly at the center to yoke depth, below which the right front is extended to lap in double-breasted style, the closing being made with cord frogs. The basque is fancifully

scolloped at the lower edge, where two graduated, scooped skirt-portions are arranged underneath. The smooth bertha consists of three overlapping portions arranged on the basque to produce a round-yoke effect at the back and a pointed yoke in front and has tapering ends that overlap with the fronts. The neck is finished with a standing collar that rises high in scolops at the sides. The sleeve is made with an inside and outside seam, the outside seam extending from the wrist to the elbow, where it is terminated in dart style. Slight gathered fulness appears at the top of the sleeve, and two scooped portions are arranged at

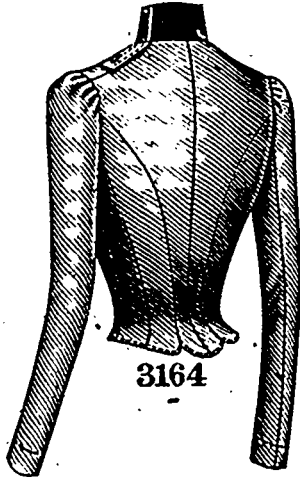


3164



3164

Front View.



3164

Back View.

LADIES' BASQUE. (TO BE MADE SINGLE OR DOUBLE-BREADED AND WITH PLAIN OR SCOLLOPED LOWER EDGE)  
(For Description see Page 274.)

the wrists in graduated effect under the scooped lower edge. The bertha and scolops may be single, double or triple. For serviceable wear the basque could be stylishly developed in blue serge, with rows of machine-stitching for a finish. We have pattern No. 3105 in nine sizes for ladies from thirty to forty-six inches, bust measure. To make the basque for a lady of medium size, will require two yards and three-fourths of material forty inches wide. Price of pattern, 10d. or 20 cents.

LADIES' BASQUE, WITH TWO UNDER-ARM GORES AND A REMOVABLE CHEMISETTE. (TO BE MADE WITH A PLAIN OR SCOLLOPED LOWER EDGE.) DESIRABLE FOR STOUT LADIES.  
(For Illustrations see Page 277.)

No. 3104.—At figure No. 95 P in this magazine this basque is again shown. This basque is adjusted on lines which make it particularly desirable for stout ladies. It is here shown developed in blue nun's-veiling and velvet of a darker shade, with lace over white silk for the removable chemisette. The back and sides of the basque are perfectly adjusted by two under-arm gores at each side, side-back gores and a curving center seam. The fronts are fitted with double bust darts and are shaped low and rounding to reveal the chemisette. They are closed in double-breasted style with button-holes and cut-steel buttons. The basque extends a short distance below the waist all round and may have a rounding lower outline or be shaped in a series of scolops. A becoming feature of the mode is the shawl collar, which is seamed at the back and joined to the upper edges of the fronts; it is quite shallow and has tapering ends that overlap with the fronts. The sleeves are shaped with two seams and are made over close linings. They have slight gathered fulness at the top and are completed with scooped circular cuffs that flare over the hands. The removable chemisette has fulness at the center collected in gathers at the top and bottom and is arranged over a smooth lining. At the neck is a standing collar that is ornamented with rows of gathered

ribbon, and the chemisette is closed at the back. Frills of lace are joined to the top of the collar at the back and sides and produce a very dainty effect.

The basque may be becomingly developed for stout ladies in dark shades of silk, cloth, etc., in combination with brighter material for the shawl collar. The chemisette may be made of silk, chiffon, net, lace, etc.

We have pattern No. 3104 in eight sizes for ladies from thirty-four to forty-eight inches, bust measure. To make the basque for a lady of medium size, requires two yards of material forty inches wide, with one-half yard of velvet twenty inches wide for the shawl collar; the chemisette needs a half yard of goods forty-five inches wide. Price of pattern, 10d. or 20 cents.

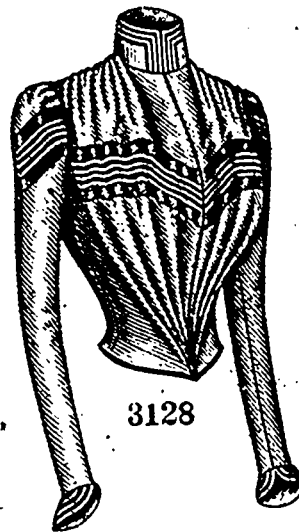
LADIES' BASQUE, GORED TO THE SHOULDERS AND HAVING A HABIT BACK. (TO BE MADE WITH OR WITHOUT THE NOTCHED COLLAR.)  
(For Illustrations see Page 278.)

No. 3117.—Another view of the basque may be obtained by referring to figure No. 97 P in this magazine.

Elegant in outline is this new basque, which is suitable for tailor-made garments. The material here used for the design is black serge, and an appropriate finish is provided by machine-stitching. The front of the basque is fitted closely by side-front seams extending to the shoulders and the remainder of the adjustment of the garment is due to under-arm gores, side-back gores reaching to the shoulders and a center seam: the basque is characterized by a habit back. The center seam terminates above coat-laps, and coat-plaits appear below the waist-line of the side-back seams. A plain standing collar finishes the basque, which is closed down the center of the front with buttons and button-holes. Pointed lapels that form notches with the ends of a rolling collar seamed at the center are arranged on the basque in such a manner that the effect of a chemisette is given. If preferred, the rolling collar and lapels may be entirely dispensed with. The basque reaches a short distance below the waist-line at the front, where it is slightly pointed, but curves up gracefully at the sides. The sleeves show the fashionable amount of fulness at the top and are shaped with a seam at the inside and outside of the arm and are made over smooth linings. Cloth, cheviot, pebble cloth, camel's-hair and similar materials may be em-

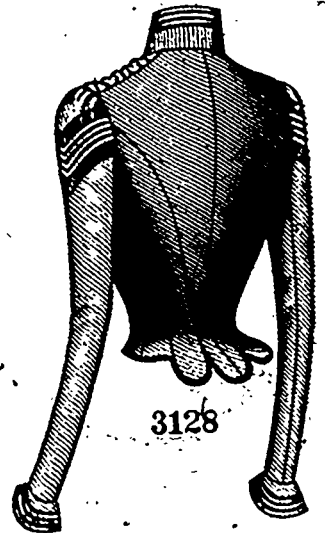


3128



3128

Front View.



3128

Back View.

LADIES' BASQUE, WITH TWO UNDER-ARM GORES. (TO BE MADE WITH A STANDING COLLAR OR OPEN NECK.)  
DESIRABLE FOR STOUT LADIES.  
(For Description see Page 275.)

ployed for the mode, which may be braided, if desired. This pattern is especially desirable for developing the basque of a riding-habit.

We have pattern No. 3117 in nine sizes for ladies from thirty

to forty-six inches, bust measure. To make the basque for a lady of medium size, will require a yard and seven-eighths of goods forty inches wide. Price of pattern, 10d. or 20 cents.

shirred chiffon twenty inches wide for the front-yoke, and two yards and five-eighths of ruching-bordered chiffon plaiting five inches and a half wide (measured with the plaits drawn out) for the frills. Price of pattern, 10d. or 20 cents.

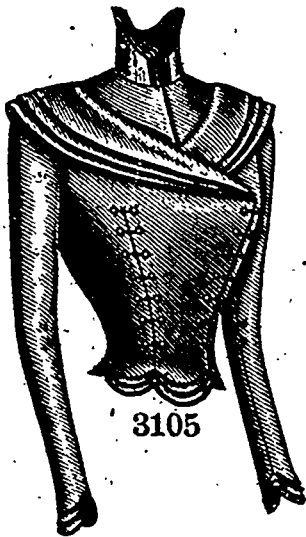
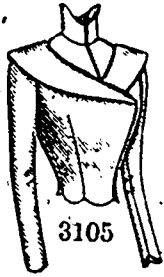
LADIES' EVENING WAIST, WITH DROP SLEEVE. (CLOSED AT THE BACK.)

(For Illustrations see Page 278.)

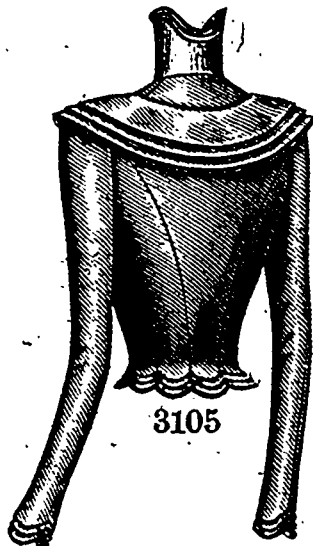
No. 3191.—A different development of this waist is shown at figure No. 91 P in this number of THE DELINEATOR.

An original style wherein both grace and elegance are combined is here represented, a perfect harmony of colors being obtained by the use of réséda voile, tucked-shirred lavender chiffon and ruche-bordered chiffon plaiting for the development of the mode, pearl passomenterie providing the ornamentation. The waist is in low, square outline at the top and made over a lining fitted by double bust darts, under-arm and side-back gores, and short shoulder seams, and the closing is made invisibly at the center of the back. The backs and front are seamed under the arms, the latter being cut bias and fitted perfectly smooth below the bust. The front is gathered at the arm-holes and allowed to fall in graceful folds across the bust; it droops at the center to display a smooth shallow yoke of the tucked chiffon, which is applied to the lining front. The back is perfectly plain at the top, but has slight fullness at the bottom, which is disposed in two tiny backward-turning plaits at each side of the closing. A plaited narrow bias belt of the material neatly finishes the lower edge of the waist, which is rounded at the back and front. Smooth pointed straps cross the shoulders, and their ends are tacked to the waist a short distance below the neck both back and front. The small one-piece sleeve, which is made over a smooth one-seam lining, is in drop style and is gathered at the sides, thus giving the effect of a continuation of the drape at the front. The sleeve shows the shoulder in a captivating way, and the lower edge of the sleeve is completed by a dainty frill of plaited chiffon.

A dainty waist may be made up by this mode of pigeon-gray mousseline chiffon combined with pale salmon-pink shirred chiffon for the yoke. The sleeve frill is of plaited gray chiffon and steel passomenterie and Liberty satin ribbon for the belt, give the decorative touch.



Front View.



Back View.

LADIES' BASQUE, WITH OVERLAPPING SCOLLOPS AT THE WRISTS AND LOWER EDGES. (TO HAVE THE BERTHA AND SCOLLOPS SINGLE, DOUBLE OR TRIPLE.)

(For Description see Page 275.)

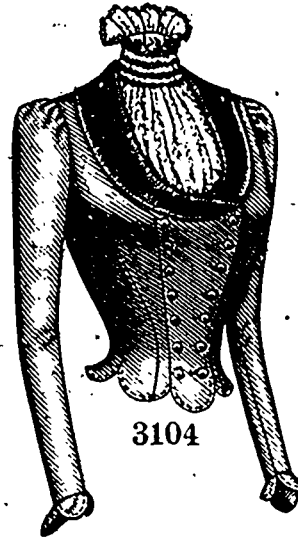
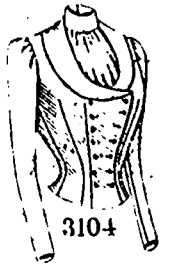
We have pattern No. 8191 in seven sizes for ladies from thirty to forty-two inches, bust measure. To make the waist for a lady of medium size, requires a yard and an eighth of goods forty inches wide, with a fourth of a yard of tucked-

LADIES' EVENING WAIST, WITH ELBOW SLEEVES

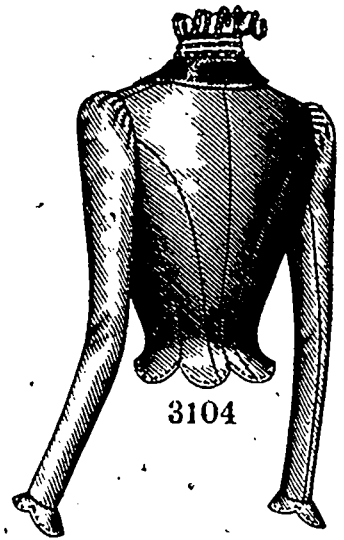
(For Illustrations see Page 278.)

No. 3193.—By referring to figure No. 93 P in this magazine, another view of this waist is again portrayed.

An oddly designed bertha-bretelle



Front View.



Back View.

LADIES' BASQUE, WITH TWO UNDER-ARM GORES AND A REMOVABLE CHEMISETTE. (TO BE MADE WITH A PLAIN OR SCOLLOPED LOWER EDGE.) DESIRABLE FOR STOUT LADIES.

(For Description see Page 278.)

lends an air of distinct good style to the attractive evening waist here illustrated made of pale-écaru silk combined with white tucked-shirred chiffon and ruche-edged chiffon plaiting and decorated with appliqué lace and ruches of white chiffon. The waist is perfectly adjusted by shoulder and under-arm seams and arranged over a tight lining fitted by double bust darts and the usual seams and closed at the center of the front. It has a seamless back, plain at the top, but with slight fullness at the bottom disposed in two backward-turning plaits at each side of the center. The fronts also have plaited fullness at the bottom brought well toward the center and are slightly gathered at the upper corners. They flare over a smooth vest-front that is gathered at the bottom and closed at the left side. The waist is in low rounding outline at the neck, and on it is arranged a smooth scolloped bertha-bretelle made in two sections that flare at the back; they join the front edges of the fronts and taper gradually almost to points at the ends. The one-piece sleeve is gathered at the top and is of elbow length. It is finished with a graduated frill that falls softly over the forearm. A wrinkled belt of ribbon fastened invisibly at the left side encircles the waist.

Liberty satin and lace or spangled net over satin may be associated in the design with pleasing results. Any of the soft, diaphanous textiles, such as net, mousseline de soie, crêpe de Chine, etc., may be combined with cloth, velvet, voile, nun's-veiling and similar fabrics for the mode, which may be trimmed with jet, chenille fringe; jewelled passomenterie, frills of lace or ruchings of narrow satin ribbon.

We have pattern No. 8193 in eight sizes for ladies from thirty to forty-four inches, bust measure. To make the waist for a lady of medium size, requires a yard and five-eighths of silk twenty inches wide, with a yard and an eighth of tucked-shirred chiffon in the same width for the sleeves and vest front, and three yards and an eighth of ruche-edged chiffon plaiting five inches and a half wide (measured with the plaits drawn out) for the sleeve frills. Price of pattern, 10d. or 20 cents.

**LADIES' WAIST, WITH BOLERO JACKET. (TO BE MADE WITH HIGH OR LOW NECK AND WITH DROP OR PLAIN SLEEVES.)**  
(For Illustrations see Page 279.)


No. 3146.—At figure No. 92 P in this number of *THE DELINEATOR* another view of this waist is given.

This design is an especially desirable one, as it may be made high-necked or be cut low and have drop sleeves, the pattern providing for both styles. As here shown it is developed in fancy silk and beaded net and is decorated with narrow ruches of chiffon. The waist, which is adjusted by under-arm and shoulder seams over a tight lining fitted by the usual seams and double bust darts, has a broad stretched back that is without the slightest fulness at the top or bottom. The front is also smooth and plain at the top, but has gathered fulness at the bottom which is allowed to pouch modishly. The full front is held in place by a plain lining-front fitted by double bust darts, both the front and lining front being invisibly closed along the left shoulder and under-arm seams. On the waist is arranged an attractive bolero jacket, which is adjusted by under-arm seams and included in the arm-holes. The fronts of the jacket meet in a point at the bust, where the closing is invisibly made, below which they curve away prettily. The seamless back is in fancy outline both at the top and at the bottom, where the waist is completed by a wrinkled belt of ribbon. The small two-seam sleeve is gathered at the top and is extended to flare over the hand. If a low-necked waist be desired, the design may be cut out to correspond with the fanciful outline of the bolero and supported over the shoulders by the fronts and back of the waist. The top of the sleeve may also be cut away in drop style, the arm being thus effectively revealed. A standing collar completes the high-necked waist.

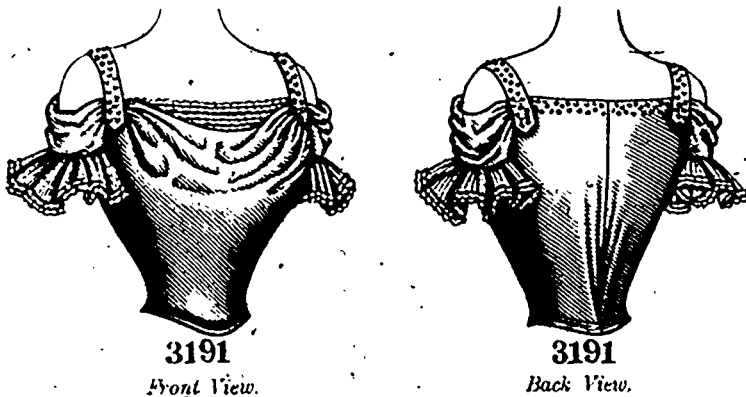
White Liberty satin spangled with gold paillettes may be used for the bolero of a corn crepe de Chine waist of this type. All-over Renaissance or guipure, panne, etc., may be combined with silk, satin, hun's-vailling or voile with charming results. The design is simple and effective and an opportunity is given

for elaborate decoration. If desired, a ribbon stock to match the belt may be worn when the waist is high-necked.

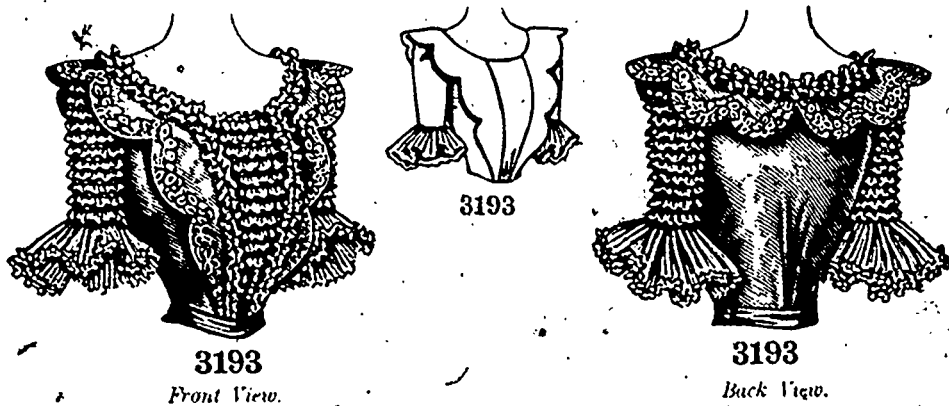
We have pattern No. 3146 in seven sizes for ladies from thirty to forty-two inches, bust measure. To make the waist for a lady of medium size, requires a yard and a half of fancy silk twenty inches wide, with a yard and seven-eighths of beaded net twenty-seven inches wide for the sleeves and bolero jacket. Price of pattern, 10d. or 20 cents.



**LADIES' BASQUE, GORED TO THE SHOULDERS AND HAVING A HABIT BACK.**  
(TO BE MADE WITH OR WITHOUT THE NOTCHED COLLAR.)  
(For Description see Page 276.)



**LADIES' EVENING WAIST, WITH DROP SLEEVE. (CLOSED AT THE BACK.)**  
(For Description see Page 277.)



**LADIES' EVENING WAIST, WITH ELBOW SLEEVES.**  
(For Description see Page 277.)

**LADIES' WAIST. (TO BE MADE WITH A LOW OR HIGH NECK AND WITH SHORT OR FULL-LENGTH DROP SLEEVES.)**  
(For Illustrations see Page 279.)

No. 3147.—Another view of this waist may be obtained at figure No. 94 P in this number of *THE DELINEATOR*.

A handsome effect is produced in the present development of this attractive waist by the garniture of jet passementerie and jewelled ornaments. The waist is made of blue crepe de Chine and has a body lining fitted by double bust darts and the usual seams and closed at the center of the front. The seamless back is perfectly smooth at the top, where it is shaped in low, square outline, but has slight fulness at the bottom taken up in closely lapped plaits at the center. Under-arm seams connect the back with the fronts, which have becoming draped fulness collected in gathers at the arm-holes and at the front edge of the left front, while the fulness at the front edge of the right front is disposed in small overlapping plaits. The right front overlaps the left front broadly, and the closing is made diagonally. A bow of black ribbon tacked to the upper corner of the right front conceals the plaits and gives a stylish touch to the waist. Every particle of fulness is removed below the bust, and at the top the

fronts outline in V effect a smooth yoke arranged on the lining. A yoke also appears at the back, and when the neck is low the waist is cut away in square outline at the back and in slightly pointed outline in front. The yoke is closed invisibly along the right shoulder seam, and when the waist is high-necked it is completed with a standing collar that rises in two points at the back, where it is closed. The short drop sleeve is ex-

tremely simple and effective. It has becoming fulness gathered at the ends, which are joined to the waist so as to droop gracefully and reveal the arm above. The full-length two-seam sleeve is also in drop style and has a close lining, on the upper side of which a cap facing is arranged. The upper portion of the sleeve extends over the hand in a point and is gathered along the edges above the seams to form pretty crosswise wrinkles.

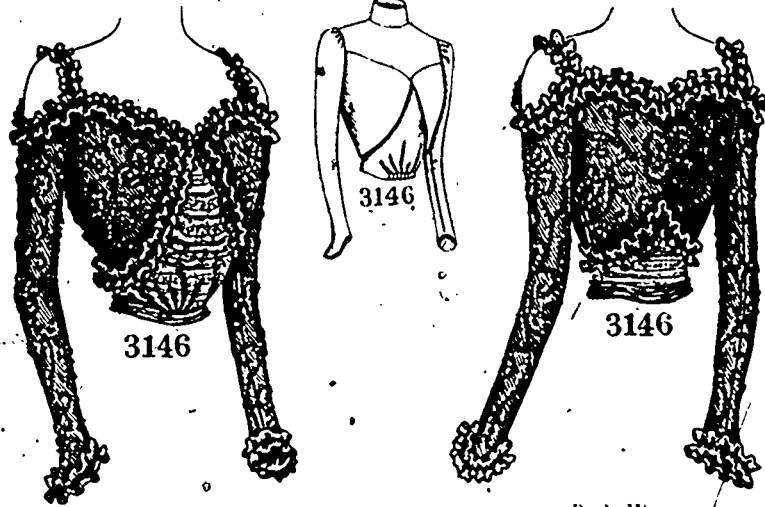
The waist could be richly developed in figured mauve-and-white voile, with white novelty silk for the yoke and cap-facings and lace appliqué or bands of narrow lace insertion for garniture.

We have pattern No. 3147 in eight sizes for ladies from thirty to forty-four inches, bust measure. For a lady of medium size the low-necked waist requires a yard and a fourth of goods forty inches wide; the high-necked waist needs two yards and an eighth in the same width. Price of pattern, 10d. or 20 cents.

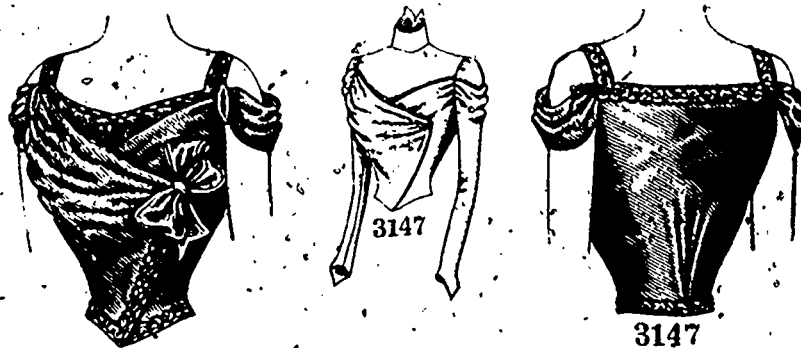
ing plaits at each side of the center, while at the front it is gathered and allowed to pouch prettily. The fronts lap broadly in double-breasted style and are shaped in two large scollops at their closing edges; and the waist is completed by a narrow shaped belt that is fashioned with a pointed, overlapping end and closed in line with the fronts. A fanciful stock, that rises in rounding tabs at the sides and is closed invisibly at the back under pointed ends, is at the neck. The small sleeve is in two-seam style, and the upper portion is extended to form a rounding tab that falls well over the hand. The sleeve is made over a two-piece lining and on the upper side is cut out in V shape at the top to disclose a puff that is gathered at the top.

If this design be developed in any of the numerous silks, such as Venetian, Liberty, grosgrain or taffeta and combined with tucked mousseline de soie or all-over guipure, it may be worn with a variety of skirts.

We have pattern No. 3142 in eight sizes for ladies from thirty to forty-four inches, bust measure. For a lady of medium size, the basque waist, except the yoke, collar and puffs, needs a yard and a fourth of goods fifty inches wide; the yoke, collar and puffs will require seven-eighths of a yard twenty inches wide. Price of pattern, 10d. or 20 cents.



3146  
3146  
3146  
*Front View* *Back View.*  
LADIES' WAIST, WITH BOLERO JACKET. (TO BE MADE WITH HIGH OR LOW NECK AND WITH DROP OR PLAIN SLEEVES.)  
(For Description see Page 278.)



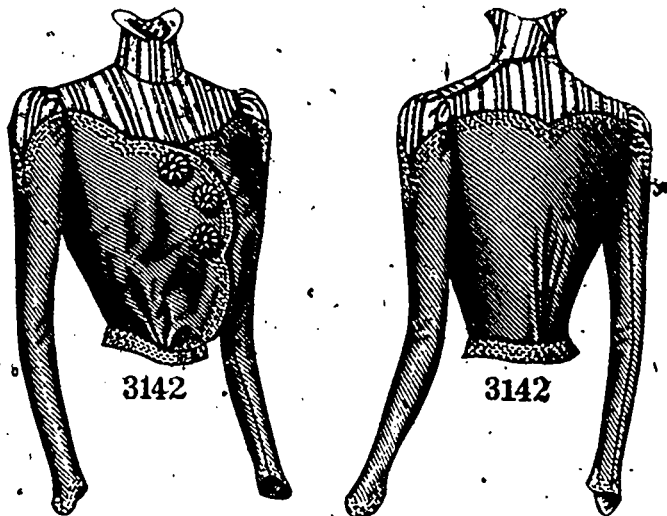
3147  
3147  
3147  
*Front View.* *Back View.*  
LADIES' WAIST. (TO BE MADE WITH A LOW OR HIGH NECK AND WITH SHORT OR FULL-LENGTH DROP SLEEVES.)  
(For Description see Page 278.)

LADIES' BASQUE-WAIST, IN DROP STYLE.

(For Illustrations see this Page.)

No. 3142.—At figure No. 83 P in this number of THE DELINEATOR this basque-waist is again represented.

The drop effect is one of the most becoming styles of the season, as it tends to give the much admired sloping-shoulder effect. One of the favorite color combinations is seen in this basque-waist. Biscuit satin-faced cloth and white fancy-striped silk were here employed in the development of the design, which is finished with machine-stitching and large fancy steel buttons. The waist, which is adjusted by under-arm and shoulder seams and made over a lining fitted by double bust darts, under-arm and side-back gores and a center-back seam, has a square yoke shaped with shoulder seams and closed at the left side. The fronts and back overlap the bottom of the yoke and are plain at the top, where they are in scolloped outline, but have slight fulness at the bottom. At the back the fulness is collected in two small backward-turn-



3142  
3142  
*Front View.* *Back View.*  
LADIES' BASQUE-WAIST, IN DROP STYLE.  
The price of the pattern is 10d. or 20 cents. By using the Pattern Check from this issue of THE DELINEATOR the purchaser can get the pattern for 6d. or 10 cents.  
(For Description see this Page.)

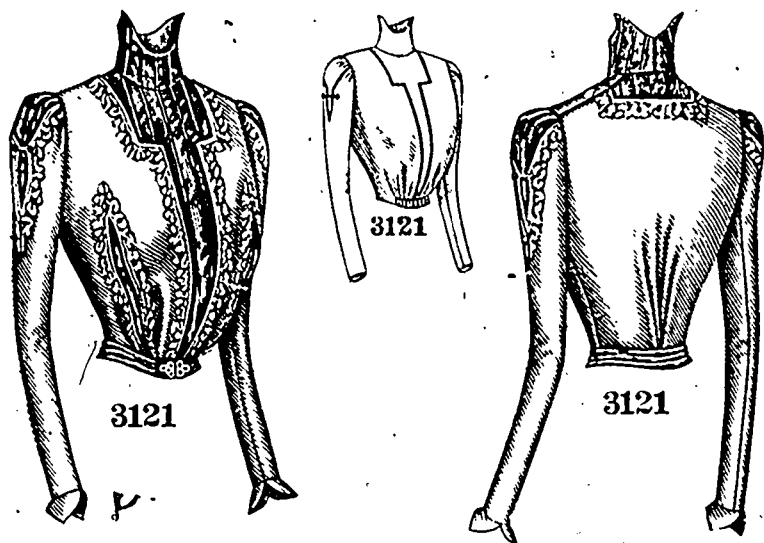
LADIES' WAIST, CLOSED ON THE LEFT SHOULDER AND UNDER THE ARM AND HAVING THE OVER-FRONTS WITH SIDE OPENINGS OR PLAIN.

(For Illustrations see Page 280.)

No. 3121.—A different view of this waist is given at figure No. 84 P in this number of THE DELINEATOR. Ash-gray dress goods and fancy heliotrope silk are associated in the present development of this stylish waist, with lace appliqué band for ornamentation. The seamless back is perfectly smooth at the top, where it is shaped in square outline to reveal a smooth shallow yoke. It has slight fulness at the bot-

tom drawn down in closely lapped plaits at the center. Under-arm and shoulder seams connect the back with the over-fronts and plain neck, which are smooth at the top but gathered at the bottom and puff out attractively. The over-fronts are shaped in deep, square-yoke outline at the top and separate all the way to reveal the under-front, which also appears

The jacquette is a unique feature of the mode and has a yoke that corresponds in outline with that of the waist. The yoke is of the all-over lace and reveals the silk yoke of the waist beneath in a very dainty manner. The back of the jacquette is seamless and the right front is quite wide and meets the narrow left front, the closing being made invisibly in line with that of the waist. The jacquette is short so as to disclose the waist effectively and is scalloped at the bottom, the scollop at the front being very deep and wide, thus permitting the front to separate between. It is completed with a fancy scalloped lace stock that is composed of three joined sections, and a velvet ribbon belt and bow give the final touch to the waist.



Front View.

Back View.

LADIES' WAIST, CLOSED ON THE LEFT SHOULDER AND UNDER THE ARM AND HAVING THE OVER-FRONT WITH SIDE OPENINGS OR PLAIN (For Description see Page 270.)

LADIES' FANCY WAIST, WITH TWO-SEAM SHORT-WAIST SLEEVES. (DESIRABLE FOR FANCY TUCKING, ETC.) (For Illustrations see Page 281.)

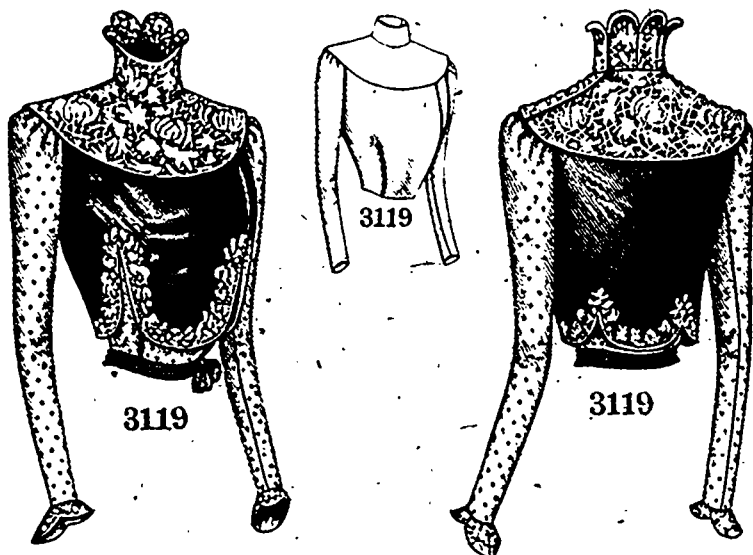
through side openings made in the over-fronts. The waist is closed invisibly along the left shoulder and under-arm seams and has a dart-fitted lining closed at the center of the front. Becoming completion is given the neck by a standing collar that rises high at the sides and is closed at the back. The two-seam sleeve has a close lining, and the upper portion is fancifully shaped at the top to display a puff, over which the edges of the sleeve are secured midway by cord loops over buttons. Fancy two-section cuffs flare over the hands, and the final touch is given by a ribbon belt and jewelled buckle.

No. 3156.—Another view of this waist may be obtained by referring to figure No. 89 P in this number of THE DELINEATOR.

A very effective waist will result if silk and all-over lace be combined by the mode, with passementerie for ornamentation.

The popularity of tucking shows no signs of abating, and this feature will no doubt be adapted with renewed vigor as the season progresses. Tiny tucks give an elaborate effect to this waist, which is here shown made of pink satin, the material being tucked before cutting out the parts. The entire fronts and back of the waist are shown tucked lengthwise, while the sleeves are tucked crosswise to cap depth on the upper side. Machine-stitching adds greatly to the general

We have pattern No. 3121 in seven sizes for ladies from thirty to forty-two inches, bust measure. To make the waist for a lady of medium size, requires a yard and a half of dress goods forty inches wide, with a yard and a fourth of fancy silk twenty inches wide for the under-front, back-yoke, puffs and collar. Price of pattern, 10d. or 20 cents.



Front View.

Back View.

LADIES' YOKE-WAIST, WITH JACQUETTE. (HAVING THE YOKE CLOSED AT THE LEFT SHOULDER.) (For Description see this Page.)

LADIES' YOKE-WAIST, WITH JACQUETTE. (HAVING THE YOKE CLOSED AT THE LEFT SHOULDER.)

(For Illustrations see this Page.)

No. 3119.—Another view of this waist is given at figure No. 99 P in this magazine.

Black-and-white dotted taffeta and écreu lace over apple-green silk are here effectively combined in the dressy waist, with appliqué lace band for decoration. The front and back portions of the waist are seamed under the arms and joined to a smooth round, yoke of plain silk. The back is perfectly smooth, while the front, which consists of a wide right portion and a narrow left portion, has fulness at the lower edge taken up in a backward-turning plait at each side of the center. The yoke is shaped with long shoulder seams and is extended to lap over the tops of the sleeves, where the edges are free. The closing is made invisibly along the left shoulder seam and at the left side of the front. The waist has a dart-fitted body lining closed at the center of the front, and the two-seam sleeves are made over close linings. The sleeves have slight gathered fulness at the top and are finished with scalloped cuffs that flare over the hands. A plain standing collar closed at the left side completes the neck.

style of the waist, and narrow lace beading and cut-steel buttons give a desirable finish. The mode, which is made over a short lining fitted by single bust darts, under-arm gores and a center-seam, consists of fronts and a back that are joined in shoulder and under-arm seams. The back is perfectly plain at the top, but has slight fulness collected in



gathers drawn well to the center at the waist-line. The right front is shaped low at the top to accommodate a shallow, round yoke that is tucked to correspond with the fronts and is invisibly closed a little to the left of the center. The left front is perfectly plain at the top, where it extends to the neck, and is gathered at the waist-line, while the overlapping right front is gathered at the center both at the top and waist, where both fronts pouch becomingly. A shaped band outlines and gives a stylish finish to the upper edge and fancifully pointed front edge of the right front under which the closing is effected. At the neck is a shaped band over which is worn a stock that is tucked round and round and closed under a pointed end at the back, and a machine-stitched belt, which encircles the waist, is fastened under a pointed end at the left side in front. A novel feature of the mode is the two-seam shirt-waist sleeve, which is gathered at the top and plain at the bottom. It is completed by a link cuff that is shaped to overlap at the upper edge, where it is fastened with a button and button-hole. The outside seam terminates above an opening which is finished with a hem and a pointed overlap, the opening being closed with a button and button-hole.

Fancy tucking in silk, lawn or mousseline de soie would be particularly desirable for the mode. If pastel mauve poplin be selected for the waist combined with white machine-stitched silk, an exceedingly modish waist would result.

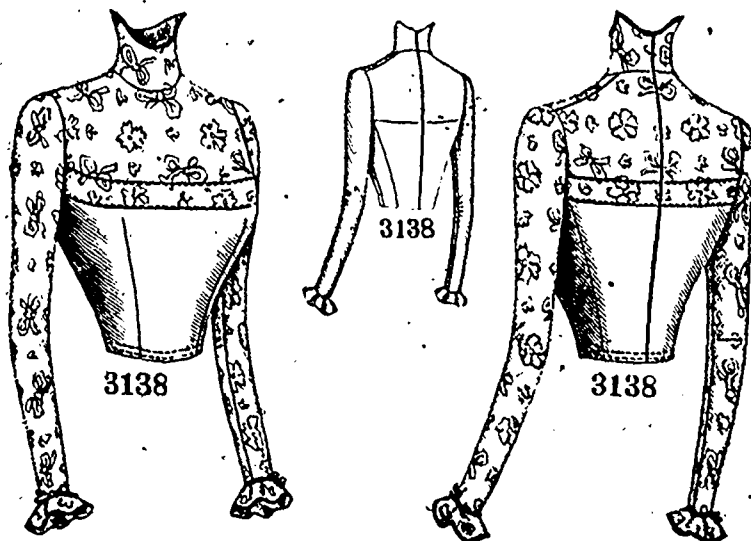
We have pattern No. 3156 in eight sizes for ladies from thirty to forty-four inches, bust measure. Of goods to be tucked, for a lady of medium size, the waist requires three yards thirty-six inches wide; the waist of fancy tucking, etc., needs two yards and an eighth of fancy silk tucking twenty-four inches wide, with two yards and an eighth of plain silk twenty inches wide for the sleeves, cuffs, laps, neck-band and trimming band. Price of pattern, 10d. or 20 cents.

LADIES' LACE GUIMPE, WITH ONE-SEAM SLEEVE HAVING THE FULNESS AT THE ELBOW DART-FITTED OR SLIGHTLY GATHERED.

(For Illustrations see this Page.)

No. 3138.—Guimpes form a fashionable part of many of the most attractive toilettes this season, and a number of these becoming appurtenances will lend welcome variety to an

invisibly at the center of the back. The lining material is cut away from beneath the lace for some distance from the top so that the neck will show through, and the lower edge of the yoke facing and the top of the lining are machine-stitched to position. A standing collar rising in a high point back of each ear gives becoming neck completion. The sleeves have



Front View.

Back View.

LADIES' LACE GUIMPE, WITH ONE-SEAM SLEEVE HAVING THE FULNESS AT THE ELBOW DART-FITTED OR SLIGHTLY GATHERED.

(For Description see this Page.)

only one seam, which comes under the arm, and are without a particle of fulness at the top. They have slight fulness on the under side at the elbow which may be gathered or removed by a short dart. Seamless circular cuffs ripple over the hands. Baby ribbon trims the guimpe prettily.

Fancy tucking, novelty silk, all-over embroidery and lace net, etc., over white or colored linings of silk or satin are appropriate for the guimpe. If desired, the upper edge of the collar may be wired to hold it in position.

We have pattern No. 3138 in eight sizes for ladies from thirty to forty-four inches, bust measure. To make the guimpe for a lady of medium size, requires two yards and an eighth of goods twenty inches wide. Price of pattern, 7d. or 15 cents.

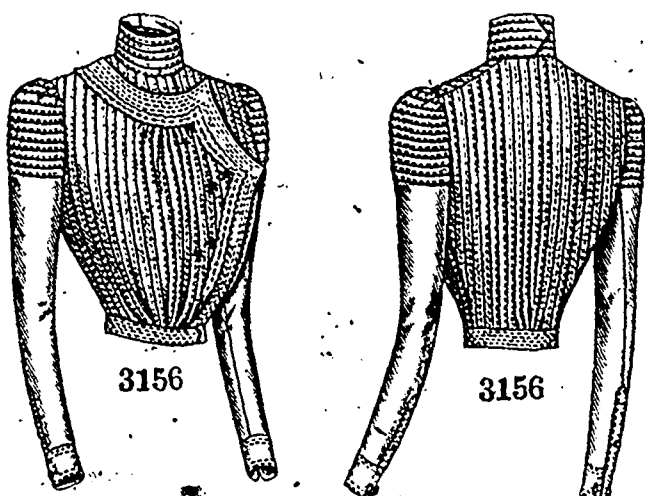
LADIES' FANCY SHIRT-WAIST, WITH FITTED LINING, AND A REMOVABLE CHEMISSETTE.

(For Illustrations see Page 282.)

No. 3098.—At figure No. 101 P in this number of THE DELINEATOR this shirt-waist is again represented.

Many shirt-waists of the present Summer are so dressy that they are hardly recognizable as belonging to the same family as the mannish affairs introduced a few years since. One of these new designs is here shown developed in white taffeta and decorated with cream lace beading and ruches of pale-corn chiffon. It is made over a plain lining extending only to the waist-line and fitted by single bust darts, a seam under each arm and one at the center of the back, and consists of fronts and a back joined in shoulder and under-arm seams. A fan effect is produced at the back by an arrangement of backward-turning plaits, two backward-turning plaits being also taken up in each front at the shoulder. The fronts have gathered fulness at the waist-line that is allowed to blouse attractively, and at the top they are reversed in tiny lapels, below which the waist is invisibly closed. The revers disclose a removable chemisette that is perfectly smooth and topped by a standing collar having pointed ornamental sections at the back, where the closing is invisibly effected. A ribbon belt fastened with an ornate buckle is worn with the waist, which at the neck is finished with a shaped band; and just below the lapels tie-ends loosely knotted in sailor fashion appear. The two-piece sleeve is gathered at the top and completed by a fanciful flaring cuff which falls over the hand; it is made over a smooth lining and fits the arm fashionably close.

Washable fabrics, such as dimity, cheviot or percale, and soft woollens are also suitable for the design. Many dressy



Front View.

Back View.

LADIES' FANCY WAIST, WITH TWO-SEAM SHIRT-WAIST SLEEVES. (DESIRABLE FOR FANCY TUCKING, ETC.)

(For Description see Page 280.)

otherwise limited wardrobe. The design here illustrated is made of all-over lace, with the front, backs and under-arm gores of some suitable lining material and faced to deep yoke depth with the net. The guimpe reaches to the waist-line, and the simple adjustment is secured with single bust darts, under-arm gores and shoulder seams; and the closing is made

shirt-waists are being made of all-over embroidery and worn over linings of colored lawn. The design may be pleasingly developed in blue French flannel with white flannel for the chemisette, revers and collar and white taffeta for the tie-ends.

We have pattern No. 3098 in nine sizes for ladies from thirty to forty-six inches, bust measure. To make the shirt-waist for a lady of medium size, requires five yards and an eighth of goods twenty inches wide. Price of pattern, 10d. or 20 cents.

LADIES' SHIRT-WAIST, WITH SQUARE YOKE, SAILOR-COLLAR AND REMOVABLE SHIELD. (TO BE MADE WITH OR WITHOUT THE FITTED LINING.)

(For Illustrations see this Page.)

No. 3129. — Another view of this shirt-waist is given at figure No. 96 P, in this issue of THE DELINEATOR.

Rows of black baby-ribbon decorate the shield of this attractive shirt-waist, which is here pictured made of violet and white taffeta and finished with machine-stitching. It is fashioned with a square yoke shaped by shoulder seams, and the yoke supports the full back and full fronts, which have gathered fulness both at the top and waist-line. The fronts pouch prettily, and the waist is shaped to accommodate a deep sailor-collar, to which a touch of individuality is added by a shaped facing band of white taffeta stitched to position. The waist may be made with or without the tight lining, which is fitted by single bust darts, under-arm and side-back gores and a center seam, and the one-piece sleeves are gathered at the top and at the bottom, where they are completed by straight link cuffs. The customary slash finished with an underlap and pointed overlap is made in the sleeve and is closed with a button and button-hole. An effective feature of the design is the removable shield, which has a cape back and is topped by a fanciful stock closed invisibly at the back. The front of the shield is gathered at the bottom, where it is held in place by a narrow belt that encircles the waist and fastens at the back. A machine-stitched belt conceals the lower gathering in the waist, and a tie of contrasting silk that is faced at the ends with the white silk and decorated with fancy stitching is passed beneath the sailor collar

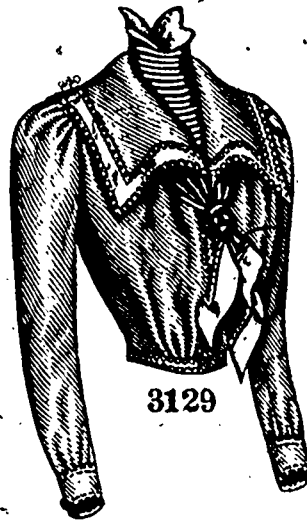


3129



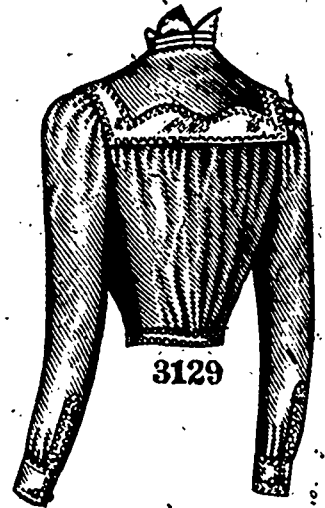
3129

Piqué, crash, lawn and similar textiles will be appropriate for the mode, the collar and shield of which may be ornamented with rows of braid. A very dainty waist could be



3129

Front View.



3129

Back View.

LADIES' SHIRT-WAIST, WITH SQUARE YOKE, SAILOR-COLLAR AND REMOVABLE SHIELD. (TO BE MADE WITH OR WITHOUT THE FITTED LINING.)

(For Description see this Page.)

made up by the pattern of lawn combined with all-over lace for the shield and stock and trimmed with insertion.

We have pattern No. 3129 in seven sizes for ladies from thirty to forty-two inches, bust measure. To make the shirt-waist for a lady of medium size, requires four yards of dark silk twenty inches wide, with a yard and a fourth of light silk in the same width for the facing band and shield, and seven-eighths of a yard of contrasting silk in the same width for the tie. Price of pattern, 10d. or 20 cents.

LADIES' SHIRT-WAIST, WITH APPLIED YOKE. (TO BE MADE WITH OR WITHOUT THE STANDING COLLAR AND FITTED LINING.)

(For Illustrations see Page 283.)

No. 3112. — This shirt-waist is again pictured at figure No. 85 P in this magazine.

The simplicity of this shirt-waist here shown made of blue satin and finished with machine-stitching renders it particularly attractive. The design, which is made over a short, tight lining fitted by single bust darts, under-arm gores and a center seam, consists of a back and full fronts that are joined in under-arm seams that are terminated at the waist-line. At the waist-line the back has slight gathered fulness at the center, but it is smooth at the top, where an applied pointed yoke shaped with a center seam appears. The yoke extends well over the shoulders and supports the full fronts, which are gathered at the top and waist-line and pouch becomingly. A shaped band finishes the neck of the waist, which closes with studs through a box-plait formed in the right front. The one-piece sleeve is gathered top and bottom, and in it the regulation slash finished with an underlap and pointed overlap is made. The sleeve is completed by a straight link cuff. A heliotrope ribbon stock, which is wound about the neck and invisibly closed at the left side, and a wrinkled belt of ribbon fastened with a fancy buckle are worn. If preferred, the fitted lining may be omitted and a standing collar may replace the ribbon stock. If the standing collar is used a small bow-tie may be worn, and a patent leather belt may complete the waist.

The waist may be duplicated in cheviot, lawn, silk or soft woollens. This season dressy shirt-waists are being developed in all-over embroidery or fancy tucking and worn over separate waists of colored lawn. Rows of insertion may be let in the front of the waist with very dainty effect.

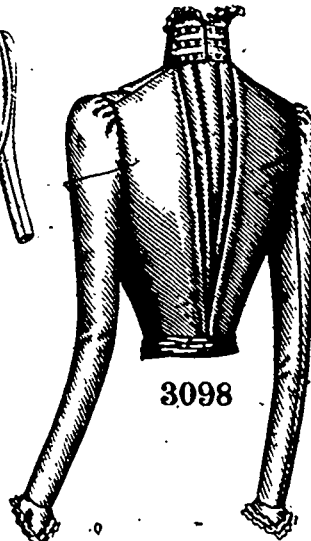


3098

Front View.



3098



3098

Back View.

LADIES' FANCY SHIRT-WAIST, WITH FITTED LINING, AND A REMOVABLE CHEMISETTE.

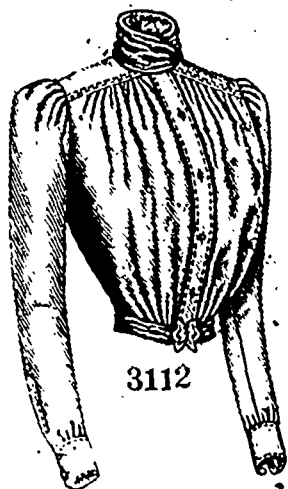
(For Description see Page 281.)

and knotted in sailor fashion at the front. If desired, the shield and sailor collar may be omitted and a delightfully cool V-necked waist will result.

If the wrinkled belt is selected, it should match the tie. We have pattern No. 3112 in nine sizes for ladies from thirty to forty-six inches, bust measure. To make the shirt-waist

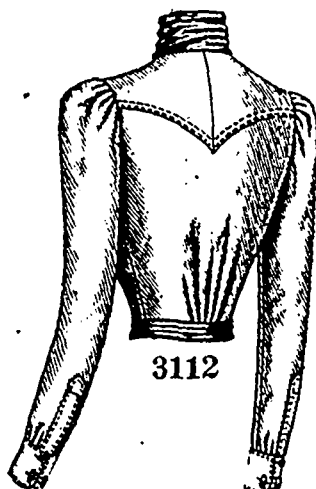
the lower edge, if preferred. A standing collar closing invisibly at the left side in line with the collar completes the design. Elaborately spangled black net over white satin, with narrow ruchings of black chiffon for decorations, would make a handsome collar of this kind. Attractive and stylish collars will result if all-over lace or silk appliqué be selected for the making.

We have pattern No. 3199 in three sizes, small, medium and large. To make the collar for a lady of medium size, requires a half yard of goods forty-five inches wide. Price of pattern, 5d. or 10 cents.



3112

Front View.



3112

Back View.



3112



3112

LADIES' SHIRT-WAIST, WITH APPLIED YOKE. (TO BE MADE WITH OR WITHOUT THE STANDING COLLAR AND FITTED LINING.)

(For Description see Page 282.)

for a lady of medium size, will require three yards and three-eighths of material twenty inches wide. Price of pattern, 10d. or 20 cents.

LADIES' CIRCULAR COLLAR, IN DROP-YOKE STYLE. (TO BE MADE WITH AN EVEN OR SCOLLOPED LOWER EDGE AND WITH A FANCY OR PLAIN STANDING COLLAR) FOR WEAR WITH BASQUES, WAISTS, ETC.

(For Illustrations see this Page.)

No. 3185.—Drop effects are exceedingly popular and are shown even in such small accessories as collars. The dainty example here pictured will serve to give an element of smartness to any costume with which it is worn; it is pictured made of all-over guipure lace, ruchings of white mousseline de soie being used for garniture. It is circular in shape and fashioned to extend to round yoke depth, falling gracefully over the sleeve tops, thus giving a drop-yoke effect. A high, shaped standing collar that rises in points at the back is at the neck, and the closing is invisibly made at the center of the back. If a more fanciful outline be preferred, the lower edge may be scalloped and a plain standing collar may replace the fancy one.

Thick black net worked in velvet appliqué over black satin, with ruchings of black mousseline de soie for decoration, will develop a refined and becoming collar by this design.

We have pattern No. 3185 in three sizes, small, medium and large. To make the collar for a lady of medium size, requires five-eighths of a yard of material twenty inches wide. Price of pattern, 5d. or 10 cents.



3185

Front View



3185



3185

Back View


LADIES' CIRCULAR COLLAR, IN DROP-YOKE STYLE. (TO BE MADE WITH AN EVEN OR SCOLLOPED LOWER EDGE AND WITH A FANCY OR PLAIN STANDING COLLAR.) FOR WEAR WITH BASQUES, WAISTS, ETC.

(For Description see this Page.)

LADIES' COLLAR, IN DROP-YOKE STYLE. (TO BE CLOSED AT THE LEFT SHOULDER AND MADE WITH POINTS OR SCOLLOPS.)

(For Illustrations see this Page.)

No. 3199.—One cannot have too many of the dainty little accessories which so delight the feminine heart. The collar illustrated can be worn over a variety of dresses and is represented made of fine white mull and trimmed with white appliqué lace edging and frills of narrow ribbon. It consists of a front and back portion joined in a seam on the right shoulder and closed invisibly on the left shoulder. The lower edge of the collar is in eight points, the one at the center of the back and front and that on each shoulder being considerably longer than the others. The collar is curved at the shoulders, where it droops prettily in graceful drop-yoke effect, and may be scalloped at




3199

Front View.



3199



3199

Back View.

LADIES' COLLAR, IN DROP-YOKE STYLE. (TO BE CLOSED AT THE LEFT SHOULDER AND MADE WITH POINTS OR SCOLLOPS.)

(For Description see this Page.)

large. Quantities for these collars and lapels are not given, because the amount required for them varies according to the way the collar and lapels are made up. Price, 2d. or 5 cts.

LADIES' SKIRT, CONSISTING OF A FIVE-GORED FOUNDATION-SKIRT WITH FACING AND A CIRCULAR OVER-SKIRT OR TUNIC DRAPERY. (BOTH TO BE MADE WITH UNDER BOX-PLAIT AT THE BACK AND WITH A SWEEP OR ROUND LENGTH.)

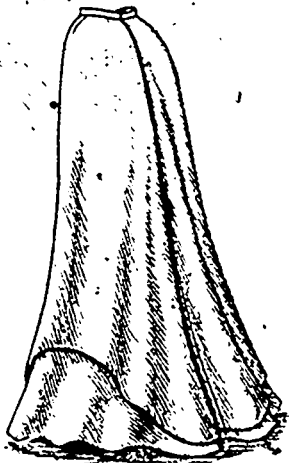
(For Illustrations see this Page.)

No. 3106.—This skirt is again represented at figures Nos. 84 P and 101 P in this magazine.


The tunic drapery is a conspicuous and fashionable feature of the design here portrayed made of fawn broadcloth, with machine-stitching and buttons for the decorative finish. The foundation skirt, which has five gores, is fitted to be perfectly smooth at the top by a single hip dart at each side and has a deep facing extending to flounce depth at the back and sides and reaching to the belt in front. The circular over-skirt or tunic drapery separates at the front over the foundation skirt, to which it is tacked invisibly along the hems to below the knees and then flares in deep points. It is short at the sides, where it curves up becomingly, and deepens gradually toward the back, where it is in rounding outline. Double hip darts remove every particle of fulness over the hips, and the fulness at the back is taken up with that in the foundation skirt

in an underfolded box-plait. The outer folds of the plait are stitched securely to a desirable depth, below which they fall entirely free. If the figure be slight, hip-pads should be worn to give becoming roundness. In the round length the skirt in the medium sizes measures about three yards and three-fourths round at the bottom.

A seasonable and stylish skirt may be made up in this style of fancy blue barège, trimmed with gathered ribbon and chenille braid. A more elaborate skirt could be made up by the



3106

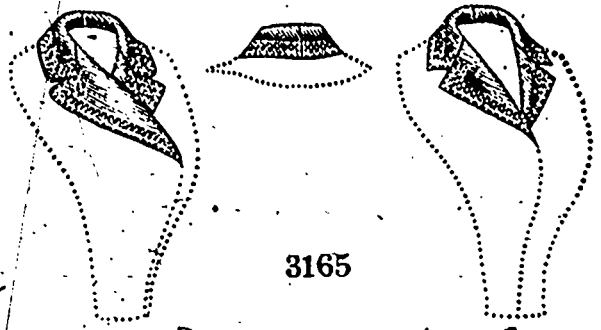


3106

Side-Front View.

mode in figured taffeta, with the facing of lace appliqué, and bands of lace insertion and crystal buttons for ornamentation.

We have pattern No. 3106 in nine sizes for ladies from twenty to thirty-six inches, waist measure. To make the



3165

LADIES' NOTCHED COLLARS AND LAPELS. (TO BE USED FOR SHAPING DOUBLE-BREADED AND SINGLE-BREADED BASQUES, ETC. IN LAPELS.)


(For Description see Page 283.)

skirt for a lady of medium size, requires four yards and three-fourths of material fifty inches wide. Price of pattern, 1s. or 2s. cents.

LADIES' DRESS SLEEVE IN DROP STYLE. (TO BE FANCY OR PLAIN AT THE WRIST.)

(For Illustrations see Page 285.)

No. 3194.—Machine-stitching provides a suitable finish for the novel two-seam sleeve here pictured, the cap facing of which is developed in fancy silk. The sleeve is comfortably snug and is adjusted over a plain two-piece lining which at the top is covered with a cap facing, both the lining and facing being gathered at the arm-hole. The upper portion of the sleeve has decided fulness at the top, which at the sides is disposed in two upward-turning plaits in each side edge above the seam, but at the center the fulness is collected in gathers, a pretty V outline being thus obtained. The gathers are held in place by a fancy buckle and above the cap-facing is effectively disclosed. The sleeve is gracefully rounded at the wrist, where it is shaped to form two rounding tabs that fall well over the hands. The design may, however, be plain at the bottom, as individual fancy dictates.



3106

Side-Back View.

LADIES' SKIRT, CONSISTING OF A FIVE-GORED FOUNDATION-SKIRT WITH FACING AND A CIRCULAR OVER-SKIRT OR TUNIC DRAPERY. (BOTH TO BE MADE WITH AN UNDER BOX-PLAIT AT THE BACK AND WITH A SWEEP OR ROUND LENGTH.)

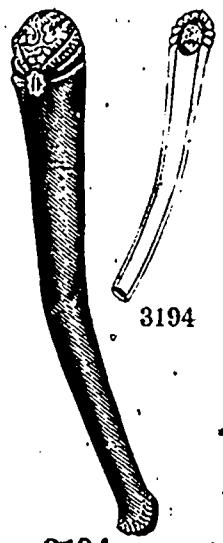
(For Description see this Page.)

Dark and light silk, all-over lace and soft woollens and similar combinations may be employed for the mode, which must always be developed in the same material as the waist of which it forms a part.

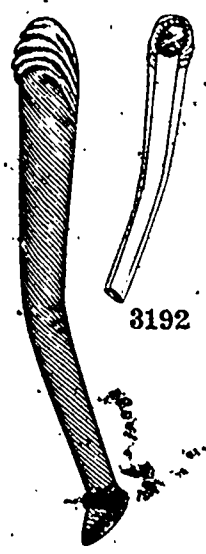
We have pattern No. 3194 in seven sizes for ladies from ten to sixteen inches,

arm measure, measuring the arm about an inch below the bottom of the arm-hole. To make a pair of sleeves for a lady

whose arm measures eleven inches as described, needs seven-eighths of a yard of material forty or fifty inches wide, with a fourth of a yard of fancy silk twenty inches wide for the facings. Price of pattern, 5d. or 10 cents.



3194



3192

LADIES' DRESS SLEEVE.

(For Illustrations see this Page.)

No. 3192.—This sleeve is a happy medium between the very dressy and very plain modes. It is in two-piece style and is closely fitted, except in the upper

3194  
LADIES' DRESS SLEEVE, IN DROP STYLE. (TO BE FANCY OR PLAIN AT THE WRIST.)  
(For Description see Page 284.)

3192  
LADIES' DRESS SLEEVE.  
(For Description see this Page.)

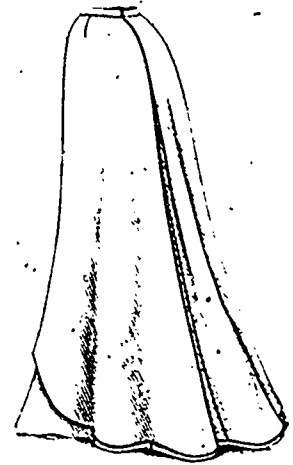
cept near the top, where there is slight fulness portion collected in gathers along the edge of graceful draped effect being thus obtained. The sleeve is arranged over a two-seam lining, both the lining and the sleeve having scanty gathered fulness at the arm-hole. A flaring circular cuff falling over the hand finishes the mode, but this may be omitted.

Silk, woollen or cotton fabrics will be suitable for developing the sleeve. We have pattern No. 3192 in seven sizes for ladies from ten to sixteen inches, arm measure, measuring the arm about an inch below the bottom of the arm-hole. To make a pair of sleeves for a lady whose arm measures eleven inches as described, needs seven-eighths of a yard of material forty or fifty inches wide. Price of pattern, 5d. or 10 cents.

appliqué. The skirt is in five-gored style and is smoothly adjusted about the hips by a single dart at each side. On it is arranged a smooth facing that reaches to the belt at the center of the front and is sewed over the side-front seams to the knees, below which it is in flounce depth, extending to the side seams. The tunic shows the snug hip adjustment so much admired this season, the perfect fit being insured by the use of three darts at each side. It extends to the lower edge at the back and sides, and both the skirt and tunic are underfolded to form a box-plait at the back. The tunic discloses the facing on the skirt in panel effect and rounds away gracefully toward the lower edge, and below the hips it undulates prettily. At the back, where a graceful sweep appears, it hangs in soft, rolling folds. If the figure be slight, the appearance of the skirt, which in the round length measures about three yards and three-fourths at the lower edge in the medium sizes, will be materially improved if hip conformers or pads be worn.

The foundations of skirts of this type are usually made of taffeta, not the stiff, rustling kind of last season, but a softer one called "Swiss taffeta," but peraline may be used, if preferred. Silk, soft woollens, cloth and similar fabrics are desirable for the design. The skirt facing may be of silk in a different shade from that employed for the rest of the skirt, if desired. A very dressy skirt for evening wear could be of white taffeta with the facing of accordion plaited chiffon, trimmed with frills of narrow lace, and lace appliqué, frills of satin ribbon quilling or jewelled passementerie for decorating the tunic.

We have pattern No. 3190 in nine sizes for ladies from twenty to thirty-six inches, waist measure. To make the skirt for a lady of medium size, will




3190



3190

Side-Front View.



3190

Side-Back View.

LADIES' FIVE-GORED SKIRT, WITH TUNIC OVER-SKIRT. (BOTH HAVING AN UNDER BOX PLAIT AT THE BACK AND TO BE MADE WITH A SWEEP OR IN ROUND LENGTH.)

(For Illustrations see this Page.)

No. 3190.—This skirt is again represented at figure No. 99 P in this number of THE DELINEATOR.

There is no abatement in the popularity of tunics; they bid fair to be the most stylish skirts of the Autumn. A pleasing modification of the mode is here illustrated made of nun's-voiling and decorated with self-plaitings and lace

require four yards and five-eighths of goods forty inches wide, with two yards of material in the same width extra for plaitings to trim. Price of pattern, 1s. or 2s. cents.

LADIES' FIVE-GORED SKIRT, WITH TUNIC OVER-SKIRT. (BOTH HAVING AN UNDER-BOX-PLAIT AT THE BACK AND TO BE MADE WITH A SWEEP OR IN ROUND LENGTH.)

(For Description see this Page.)

LADIES' THREE-PIECE SKIRT, HAVING AN UNDER BOX-PLAIT AT THE BACK AND THE CIRCULAR PORTIONS OVERLAPPING A NARROW FRONT-GORE. (TO BE MADE WITH A SWEEP OR IN ROUND LENGTH.)

(For Illustrations see this Page.)

No. 3096.—Other views of this skirt may be obtained at figures Nos. 83 P and 95 P in this number of THE DELINEATOR.

The unique skirt here shown made of tau suiting and finished with machine-stitching is suggestive of the styles of a generation ago. The design consists of two circular portions having rounding lower front corners and a narrow front-gore, the circular portions overlapping the gore to give a panel effect. The skirt is perfectly adjusted about the hips by two darts at each side, and the fulness at the back is arranged in the fashionable under box-plait, the outer folds of which are stitched for a



3096

Side-Front View.

LADIES' THREE-PIECE SKIRT, HAVING AN UNDER BOX-PLAIT AT THE BACK AND THE CIRCULAR PORTIONS OVERLAPPING A NARROW FRONT-GORE. (TO BE MADE WITH A SWEEP OR IN ROUND LENGTH.)

The price of the pattern is 10d. or 20 cents. By using the Pattern Check from this issue of THE DELINEATOR the purchaser can get the pattern for 6d. or 10 cents.

(For Description see this Page.)

short distance and then flare gracefully. Below the hips the shaping of the mode causes it to ripple symmetrically, and a slight sweep is formed at the back. With the skirt, which in the round-length measures three yards and three-fourths about the foot in the medium sizes, should be worn hip conformers or pads to insure graceful curves.

Such materials as cloth, cheviot, serge, camel's-hair or peau de soie may be employed for the mode, which may be trimmed with ribbon, lace appliqué or braid if a more elaborate affair be desired. A fancy of the moment is to develop the front-gore of skirts of this type in some contrasting fabric to heighten the panel effect.

We have pattern No. 3096 in nine sizes for ladies from twenty to thirty-six inches, waist measure. For a lady of medium size, the skirt needs four yards and three-eighths of goods forty inches wide. Price of pattern, 10d. or 20 cents.

LADIES' SEVEN-GORED SHEATH SKIRT, WITHOUT FULLNESS AT THE TOP AND FLARED AT THE FOOT. (TO BE MADE WITH A SWEEP OR IN ROUND LENGTH.) KNOWN AS THE BELL-GORE SKIRT.

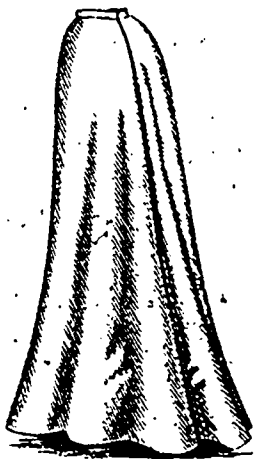
(For Illustrations see Page 287.)

No. 3120.—Other views of this stylish skirt may be obtained by referring to figures Nbs. 88 P and 98 P in this number of THE DELINEATOR.

The bell-gore skirt is a new and graceful design, which is here illustrated made of chamois cloth. It consists of seven gores—a wide front-gore, two gores at each side and two back-gores. The skirt fits very snug to a little below the hips and every particle of fulness is removed from the top, while below the knees the seams are sprung to give desirable breadth at the foot. The skirt flares becomingly all round, falling in pronounced flutes. The placket is made above the center seam at the back, and if the figure be slight, the use of hip-pads is recommended to give desirable roundness. In the round length the skirt in the medium-sizes measures five yards at the lower edge, where it is neatly finished with a black satin cord.

Any of the fashionable dress materials, such as serge, cheviot, English, Oxford or broadcloth, will stylishly develop the skirt, and, if desired, braid, insertion, etc., may be added as garniture.

We have pattern No. 3120 in seven sizes for ladies from twenty to thirty-two inches, waist measure. To make the skirt for a lady of medium size, requires four yards and seven-eighths of material fifty inches wide. Price of pattern, 10d. or 20 cents.



3096



3096

Side-View.

LADIES' FIVE-GORED SKIRT, WITH CIRCULAR OVER-SKIRT HAVING A SEAM AT THE CENTER OF THE FRONT AND BACK AND WITH THE LOWER EDGE PLAIN OR FANCY. (BOTH WITHOUT FULLNESS AT THE TOP AND MADE WITH A SWEEP OR IN ROUND LENGTH.)

(For Illustrations see Page 288.)

No. 3170.—Other views of this skirt are given at figures Nos. 85 P and 102 P in this magazine.

The skirt is gracefully unique and is characterized by a circular tunic over-skirt which is here shown made of cloth and finished with machine-stitching, while the skirt itself is developed in dark-blue silk. The design is in five-gored style and is snugly fitted about the hips by a single dart at each side. On it is applied a deep silk knife-plaiting that gives a fluffy finish about the foot. The plaiting is revealed in a most effective way below the circular over-skirt, and both the skirt and over-skirt are without the slightest ful-

ness at the top. The over-skirt is seamed at the center of the front and back and is perfectly adjusted over the hips by three darts at each side. It is quite deep at the front and back but curves up prettily at the sides, and the lower edge may be plain or in fanciful scalloped outline. Below the hips and at the back the over-skirt falls in rolling folds, and the design is extended to form a graceful sweep. With the mode, which in the round length measures about three yards and a half at the lower edge in the medium sizes, should be worn hip conformers or pads if the figure be slight.

The seams at the front and back of the over-skirt make the design an especially desirable one for striped or plaid materials. Quillings of ribbon, fancy gimp, self-strappings or heavy lace appliqué will supply decoration for the skirt, which may be made of serge, cheviot, pastelle cloth, silk, etc.

We have pattern No. 3170 in seven sizes for ladies from twenty to thirty-two inches, waist measure. To make the skirt for a lady of medium size, requires three yards and three-fourths of goods forty or fifty inches wide, with seven-yards and three-eighths of silk twenty inches wide for a plaiting twelve inches deep. When the plaiting is not used, two yards and seven-eighths of goods forty inches wide will be required extra for facing the gores. Price of pattern, 1s. or 25 cents.

**LADIES' THREE-PIECE SKIRT. SMOOTHLY FITTED AT THE TOP AND HAVING THE EDGES OF THE SIDES OVERLAPPING THE FRONT-GORE. (TO BE MADE WITH A SWEEP OR IN ROUND LENGTH.)**

(For Illustrations see Page 289.)

No. 3150.—At figures Nos. 90 P and 97 P in this issue of THE DELINEATOR other views of this skirt may again be seen.

Brilliantine—a material never long out of favor, for its popularity is due to the fact that it sheds the dust so readily—was here used in making the stylish skirt, a suitable finish being given by rows of machine-stitching. The skirt, which consists of a front-gore and two wide circular portions, is without a particle of fulness at the top, the smooth adjustment about the hips being due to the use of two darts at each side. The front edges of the circular portions overlap the narrow front-gore, and they may be stitched flatly to position or be left free, as preferred, both effects being illustrated. The closing is invisibly effected at the left side. Below the hips the skirt ripples and falls in a graceful sweep at the back. Slender persons should wear hip conformers or pads to give the rounded appearance so necessary in skirts of this description. In the round length the skirt measures, in the medium sizes, about three yards and a half round the bottom.

Satin-faced cloth, serge and camel's-hair will appropriately develop the mode, which may be ornamented with braid.

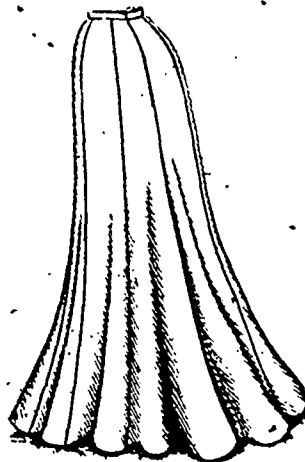
We have pattern No. 3150 in nine sizes for ladies from twenty to thirty-six inches, waist measure. For a lady of medium size, it requires three yards and seven-eighths of goods forty inches wide. Price of pattern, 10d. or 20 cents.

**LADIES' EXTRA LONG FIVE-GORED SKIRT. (FOR TALL LADIES.) PERFORATED FOR SHORTER LENGTHS.**


(For Illustrations see Page 290.)

No. 3172.—This stylish skirt, shown made of poplin in one

of the new shades of green called canard, is especially designed for very tall ladies, since it is fully five inches longer than the ordinary dress skirt. A front-gore, a gore at each side which is smoothly adjusted over the hip by a single dart, and two back-gores are contained in the skirt, which falls in graceful folds below the hips. At the back at each side of the placket the skirt is formed in two deep backward-turning plaits, the outer folds of which are close together for a short distance at the top and below flare stylishly in fan effect. As illustrated the skirt, with which should be worn hip conformers or pads if the figure be slight, is of the requisite length for an exceptionally tall woman, measuring about forty-five inches in the medium sizes, but it may be made in either of two shorter lengths if desired, the pattern being perforated for the different lengths. At the lower edges, in the shorter lengths, the skirt measures about four yards round in the medium sizes.



3120



3120

Side-Front View.



3120

Side-Back View.

**LADIES' SEVEN-GORED SHEATH SKIRT. WITHOUT FULLNESS AT THE TOP AND FLARED AT THE FOOT (TO BE MADE WITH A SWEEP OR IN ROUND LENGTH) KNOWN AS THE BELL-GORE SKIRT.**

(For Description see Page 286.)

The design may be chosen for skirts forming a part of suits of serge, broadcloth, Venetian and also of foulard, bengaline or any of the fashionable silks in checks, stripes or dots.

We have pattern No. 3172 in nine sizes for ladies from twenty to thirty-six inches, waist measure. To make the skirt for a lady of medium size, will require six yards and a half of goods forty inches wide. Price of pattern, 10d. or 20 cents.

**LADIES' TEA-JACKET OR DRESSING-SACK. (TO BE MADE WITH THREE-QUARTER OR FULL-LENGTH SLEEVES, WITH HIGH OR SLIGHTLY OPEN NECK, AND WITH THE LOWER FRONT CORNERS ROUND OR SQUARE.)**

(For Illustrations see Page 291.)

No. 3189.—A very handsome and elaborately trimmed dressing-sack is here pictured made of white nainsook, with ribbon,

lace insertion and ruffles of the material edged with lace for ornamentation. The sack is adjusted by shoulder seams and under-arm goros, and the closing is made down the center of the front beneath a jabot of lace, the lace being continued in a frill about the lower part of the sack. The back, which is perfectly smooth at the top, has slight fulness at the waist-line drawn well to the center by two rows of shirrings, at each side of which are tacked ribbon tie-strings that are brought forward and bowed at the front, thus holding the sack in to the figure. In each front, at the top, appropriate fulness is taken up in fine tucks that extend to yoke depth, the resulting fulness pouching prettily, and the lower front corners of the jacket are rounded. A large fanciful collar, the ends of which outline the tucks in the fronts, is a pretty feature of the jacket and at the back is included in the seam with the low standing collar. If preferred, the lower front corners of the fronts may be square, and the neck cut slightly low and square in front. The two-piece sleeve is gathered at the top and may be made in elbow or full length.

French flannel with narrow satin baby-ribbon applied in fanciful design on the collar and lace ruffles would make an exceedingly dainty and effective dressing-sack.

We have pattern No. 3189 in nine sizes for ladies from thirty to forty-six inches, bust measures. To make the tea-jacket for a lady of medium size, will require two yards and five-eighths of goods thirty-six inches wide. Price of pattern, 10d. or 20 cents.

LADIES' DRESSING-SACK OR COMBING-WRAP, WITH CAPE OR WING SLEEVES (TO BE MADE WITH ROLLING OR STANDING COLLAR.) (For Illustrations see Page 291.)

No. 3114.—The fortunate possessor of this useful dressing-sack or combing-wrap will discover many comfortable features, one of the most pronounced being the cape or wing sleeves, which give desirable freedom to the arms. The garment is shown developed in white lawn, with all-over embroidery for the yoke and edging and insertion for garniture. The full fronts and full back are seamed under the arms and gathered at the top, the fulness falling free from a pointed yoke which is adjusted with shoulder seams. The long, flowing sleeves are gathered at their upper edges and joined to the yoke; they are extended in front and back of the shoulders to lap over the full portions and hang perfectly free, reaching almost to the bottom of the sack. A rolling or standing collar may complete the neck, and the garment is closed at the center of the front.

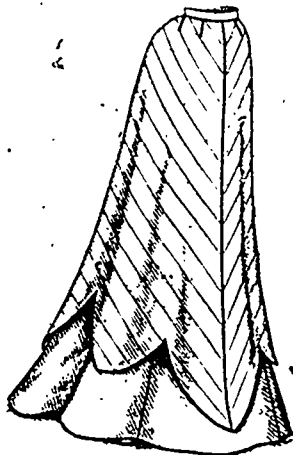
An attractive dressing-sack may be made of India silk, with ribbon ruchings and lace for ornamentation. Nainsook,

dimity and cashmere are also appropriate for the mode. We have pattern No. 3114 in five sizes for ladies from thirty to forty-six inches, bust measure. For a lady of medium size, the dressing-sack needs three yards and three-fourths of goods thirty-six inches wide, with half a yard of all-over embroidery twenty inches wide for the yoke. Price of pattern, 10d. or 20 cents.

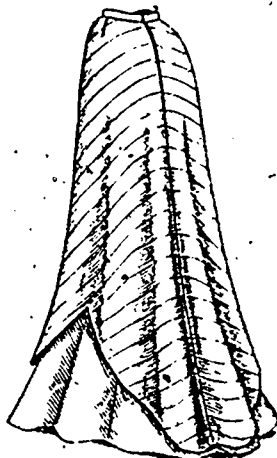
LADIES' COMBING-WRAP.

(For Illustrations see Page 292.)


No. 3135.—A very odd but comfortably constructed combing-wrap is here pictured made of pale-lavender lawn and finished with fancy-stitching done in white silk. A box-plait is formed at the center of the back and also at the front edge of the right front, and the back and fronts are joined in shoulder seams and hang loosely from the figure. The back and fronts are not seamed at the sides, where they are slightly curved, but flare to allow the body to have absolute freedom. A narrow band completes the neck, and the clos-



3170




3170



3170

Side-Front View.



3170

Side-Back View.

LADIES' FIVE-GORED SKIRT, WITH CIRCULAR OVER-SKIRT HAVING A SEAM AT THE CENTER OF THE FRONT AND BACK AND WITH THE LOWER EDGE PLAIN OR FANCY. (BOTH WITHOUT FULNESS AT THE TOP AND MADE WITH A SWEEP OR IN ROUND LENGTH.)

(For Description see Page 286.)

ing is invisibly effected at the front under the box-plait, the wrap reaching to a little below the waist-line. An odd feature of the design are the circular flounce sleeves, which ripple attractively; they are gathered at the top across the shoulders and the ends extend to a short distance below the bust.

There are various pretty, washable materials that can be utilized for the design, and for cool weather silk, French flannel or cashmere could be selected.

We have pattern No. 3135 in three sizes, small, medium and large. To make the combing-wrap for a lady of medium size, requires a yard and a half of goods thirty-six inches wide. Price of pattern, 5d. or 10 cents.



LADIES' FANCY APRON.


(For Illustrations see Page 202.)

No. 3118.—The numerous accessories for wear in the home accurately express a woman's sense of taste and refinement. This apron, which is one of the most pleasing and attractive of these adjuncts, is pictured made of nainsook combined with embroidered insertion and trimmed with embroidered edging and insertion. The straight full skirt, which extends well around at the sides to afford protection to the dress, is gathered at the top, where it is shaped to accommodate a narrow pointed yoke that is perfectly smooth and seamed at the center of the front. At the ends of the yoke are fastened the plaited ends of broad ties-strings that are bowed at the back. A convenient pocket pointed at its lower edge is applied to the right side of the skirt. At the lower edge a tiny forward-turning plait is taken up at each side of the center in the gracefully shaped bib, which is joined to the lower edge of a narrow strap. The strap is mitred at the corners and shaped with a center-front seam, and is continued over

developed in fine cambrie and shaped low and rounding at the top, where it is neatly finished with a frill of edging set on under a narrow band of the material. Blue baby-ribbon is run daintily through the edging and bowed at the front. The garment is adjusted by under-arm gores, side-back gores extending to the shoulders and a center seam. The fronts have slight gathered fullness at the top drawn well toward the closing, and tapes inserted in casings regulate the fullness at the waist-line. A box-plait is formed in the right front, through which the closing is made with small pearl buttons and button-holes.

Very pretty garments may be made up in this style of white China silk, with rows of insertion let in across the fronts and finished with edging and ribbon-run beading. Nainsook may also be appropriately selected.

We have pattern No. 3136 in nine sizes for ladies from thirty to forty-six inches, bust measure. To make the corset-cover for a lady of medium size, requires a yard and an eighth of goods thirty-six inches wide. Price of pattern, 7d. or 15 cents.



3150

Side-Front View.

LADIES' THREE-PIECE SKIRT, SMOOTHLY FITTED AT THE TOP AND HAVING THE EDGES OF THE SIDES OVERLAPPING THE FRONT-GORE. (TO BE MADE WITH A SWEEP OR IN ROUND LENGTH)

(For Description see Page 287.)


the shoulders, crossing at the back in brace fashion, and the lower ends of the straps are attached to the yoke with buttons and button-holes.

If a more dainty apron be preferred, the sheerest lawn or cambrie may be used, and with this Valenciennes or Mechlin insertion and edging would be appropriate. The yoke could be made of all-over embroidery if desired.

We have pattern No. 3118 in one size only. To make the apron requires two yards and three-eighths of goods thirty-six inches wide, with four yards of insertion two inches wide for the straps and to trim. Price of pattern, 7d. or 15 cents.



3150



3150

LADIES' BOLERO CORSET-COVER. (TO HAVE THE NECK V-SHAPED OR HIGH AT THE BACK.)

(For Illustrations see Page 203.)

No. 3181.—A novel corset-cover is here illustrated. It is in bolero style, and is made of nainsook and trimmed with frills of dainty lace edging. The corset-cover reaches to the waist-line at the back and rounds away gracefully from the bust; it is fitted without any fullness at the back and sides and is in two portions that are seamed on the shoulders and at the center of the back, the front and back being in one piece. At the top the fronts are cut in low V outline and are extended in long pointed ends which are drawn up on the bust, where they are knotted and contribute desired fullness. The back is high-necked, but it may be cut in low V



3150

Side-Back View.

outline, the front in that instance being cut slightly lower.

For slight figures a corset-cover of this description is particularly desirable for wear with shirt-waists, the knot at the bust serving to hold out the fullness of the waist becomingly. Cambrie, long-cloth, lawn or dimity may also be utilized for the design, and let-in bands of lace insertion or ribbon-run beading, would develop the mode more fancifully.

We have pattern No. 3181 in four sizes for ladies from thirty-two to forty-four inches, bust measure. To make the corset-cover for a lady of thirty-six inches, bust measure, requires a yard and an eighth of goods thirty-six inches wide. Price of pattern, 7d. or 15 cents.

LADIES' CORSET-COVER.

(For Illustrations see Page 203.)


No. 3136.—A perfectly fitted corset-cover is here portrayed

LADIES' CLOSE-FITTING FIVE-GORED SHORT PETTICOAT-SKIRT, WITH FLOUNCE SET ON AND LENGTHENED BY A GATHERED RUFFLE. (TO BE MADE WITH THE SKIRT TO EXTEND TO THE LOWER EDGE OF THE FLOUNCE OR CUT AWAY BENEATH THE FLOUNCE.)

(For Illustrations see Page 293.)

No. 3103.—The new short petticoat-skirt here shown will become very popular, as it obviates the necessity of wearing a number of long skirts. It is made of fine cambric, with embroidered edging for the flounce ruffle. The petticoat-skirt, which consists of a front-gore, a gore at each side and two back-gores, is fitted smoothly about the hips by two darts at each side. This fulness at the back of the garment is regulated by draw-strings that are inserted in the casing which finishes the top

of the petticoat-skirt, the tapes being tied at the back. A gathered ruffle of edging lengthens the flounce;



3172

Side-Front View

LADIES' EXTRA LONG FIVE-GORED SKIRT. (FOR TALL LADIES.) PERFORATED FOR SHORTER LENGTHS.

(For Description see Page 287.)

which is gathered slightly at the top and is applied on the petticoat-skirt; the latter may extend to the lower edge of the flounce or be cut away beneath it, according to individual fancy.

We have pattern No. 3103 in nine sizes for ladies from twenty to thirty-six inches, waist measure. For a lady of medium size, the petticoat-skirt with the gores extending to the lower edge of the flounce will require two yards and seven-eighths of cambric thirty-six inches wide, with four yards of edging six inches wide for the flounce ruffle; the petticoat-skirt with the gores terminating at the top of the flounce needs a yard and seven-eighths of cambric thirty-six inches wide, with four yards of edging six inches wide for the flounce ruffle. Price of pattern, 10d. or 20 cents.

LADIES' CHEMISE BUTTONED ON THE SHOULDERS.

(For Illustrations see Page 294.)

No. 3116.—This chemise is portrayed made of fine cambric, with embroidered edging for decoration. It is shaped by

under-arm seams and is smooth at the sides, but has desirable fulness at the center of the front and back collected in gathers at the top. The chemise has shallow front and back yokes, the back-yoke being in rounding outline, while the front is gracefully curved at the lower edge to shape a point at the center. The ends of the yoke are lapped and secured on the shoulders by buttons and button-holes, this arrangement being very convenient for adjustment and desirable when low-necked dresses are worn. The shallow sleeves are perfectly smooth and are seamed under the arms, and their ends extend only to the lower edge of the yokes, to which they are joined. The edging ornamenting the garment is continuous from the neck over the shoulders and around the sleeves.

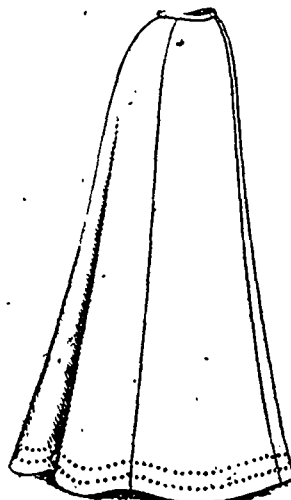
We have pattern No. 3116 in nine sizes for ladies from thirty to forty-six inches, bust measure. To make the chemise for a lady of medium size, requires two yards and three-fourths of goods thirty-six inches wide. Price of pattern, 10d. or 20 cents.

APPROVED METHODS OF DECORATING THE NEW SKIRTS.

(Illustrated on Page 241.)

Probably the most popular skirt of the year is the tunic skirt

that comes in many variations. The gored skirts hold their own in the affections of the conservative followers of Dame Fashion, as do also the flounced designs; but whether gored, circular or in tunic style, the up-to-date skirts are all in sheath effect at the top and flare gracefully about



3172

the foot. Appliqués of lace, velvet, panne or cut-out cloth, quillings of ribbon, ruches of chiffon, self-ruffles, passementerie, chenille fringes and jet are some of the approved trimmings that are lavishly used on dressy skirts. Plain tailor skirts are generally finished with machine-stitching, braid or self-strappings. The Autumn skirts are being made over drop skirts of satin, near-silk or a soft, non-rustling taffeta called "Swiss taffeta." All the designs here illustrated show the graceful sweep that is a feature of the season's skirt. The pat-

3172  
Side-Back View

terns may be obtained in seven sizes for ladies from twenty to thirty-two inches, waist measure, with the exception of Nos. 3041 and 3081, the former being in six sizes from twenty to thirty inches, waist measure, and the latter in nine sizes from twenty to thirty-six inches, waist measure.

An up-to-date four-gored skirt is shown at No. 3081, which has becoming fulness at the back disposed in backward-turning plits. It measures three yards and three-quarters at the lower edge in the medium sizes. The skirt is made of green cashmere, ornamentation being supplied by dark-green velvet and jet. The price of this pattern is 10d. or 20 cents.

Distinctly novel and graceful is No. 3040. It is a three-piece skirt, with a tunic over-skirt, both being without the slightest fulness at the top. The tunic is in two sections and laps at the left side, where it is closed with buttons and self-tabs. It grows

gradually deeper toward the back, where it falls in deep flutes below the hips. The skirt is shown made of poplin, finished with machine-stitching and decorated with a cut-out design of panne appliqué. The pattern costs 1s. or 25 cents.

No. 3041 is characterized by three circular flounces that are

Chine and embellished with quillings of narrow satin ribbon and self-ruffles edged with ribbon. Over the five-gored skirt, which is ruffle-trimmed, is arranged an over-skirt, which is in fanciful scooped outline at the lower edge. Both the skirt and over-skirt show the absolutely faultless hip adjustment characterizing the new modes, but below the hips they ripple slightly. The pattern costs 1s. or 25 cents.

No. 3007 represents a close-fitting two-piece skirt which will pleasingly accentuate the curves of a well-rounded figure. The seam at the center of the front and back makes the design an especially desirable one for checks and plaids. The skirt is in sheath style at the top, but the shaping causes it to fall in undulating folds below the hips. It is shown made of plaid cheviot and is, in this instance, cut bias, and

finished at the lower edge in true tailor style with several rows of machine-stitching. The price of the pattern is 10d. or 20 cents.



3189

Front View.



3189

Back View.

LADIES' TEA-JACKET OR DRESSING-SACK. (TO BE MADE WITH THREE-QUARTER OR FULL-LENGTH SLEEVES, WITH HIGH OR SLIGHTLY OPEN NECK AND WITH THE LOWER FRONT CORNERS ROUND OR SQUARE.)

(For Description see Page 287.)



3189

ELABORATE BODICES FOR EARLY AUTUMN.

(For Illustrations see Page 243.)

Many pleasing possibilities obtainable by using heavy and sheer fabrics in combination are illustrated in the waists pictured on page 243. Lace is a feature of most of the designs, either as a decoration or as part

of the waists themselves; but fancy tucking, mousseline de soie, chiffon and similar textiles are also employed with charming results. The decorations that are most frequently used for dressy waists are jet, pearl trimming, passementerie, jewelled bands, fancy gimp, lace appliqué and ribbon. All the waists here portrayed are artistic and stylish, and the patterns for them may be obtained at the uniform price of 10d. or 20 cents.

A unique waist is embraced in pattern No. 3092, which is in seven sizes for ladies from thirty to forty-two inches, bust measure. The waist has a smooth yoke, below which the back and fronts are arranged in such a manner that the effect of a drop

gracefully scooped at the lower edge. The flounces lap at the left side and are made of voile, attractive garniture being provided by lace appliqué. The skirt itself is developed in silk and is in five-gored style without the slightest fulness at the top. The pattern costs 1s. or 25 cents.


An indescribable grace distinguishes No. 3030, a five-gored skirt with a tunic drapery that falls over a circular flounce extending to the belt in front. Both the tunic and skirt are fashioned without any fulness at the top, but fall in deep folds below the hips. The tunic is seamed at the back, but the ends flare at the front, where the lower corners are rounded. The skirt is made of figured India silk and adorned with self-ruffles and lace insertion. It measures three yards and a fourth about the foot in the medium sizes. The price of the pattern is 1s. or 25 cents.

No. 8069 illustrates the charming possibilities of that old-time favorite, flowered mousseline de soie. The design will make a particularly pleasing dancing skirt; it is trimmed with soft ruches of mousseline. The scooped circular over-skirt falls almost to the bottom of the foundation which is a five-gored mode, with the skirt and over-skirt having a shallow under-box-plait at the back. In the medium sizes the skirt measures three yards and a half at the lower edge. The pattern costs 1s. or 25 cents.

A modish and becoming skirt is shown at No. 3070 made of spotted foulard finished with machine-stitching and adorned with bands of black lace outlined by frills of narrow lace. It is a two-piece mode and is circular at the back and sides, the front-gore being noticeably narrow. The design is without fulness at the top, but flares at the bottom, where it measures three yards in the medium sizes. The price of the pattern is 10d. or 20 cents.

Another dainty skirt especially suitable for evening wear is pictured at No. 8060. It is developed in dotted crepe de

blouse is given. The full fronts are reversed in graduated lapels and flare broadly over a full vest. The sleeve-droops below a smooth cap-facing. All-over lace, velvet, mousseline de soie and vailing were here used for the waist, which is ornamented with ruches of mousseline and lace appliqué.



3114



3114

Front View.



3114

Back View.

LADIES' DRESSING-SACK OR COMBING-WRAP, WITH CAPE (OR WING SLEEVES). (TO BE MADE WITH ROLLING OR STANDING COLLAR.)

(For Description see Page 288.)

A fancy shirt-waist is shown at No. 2080 developed in striped and figured silk and simply trimmed with black braid. Oddly curved side-fronts are arranged over the smooth center-fronts, and the short back is in V outline at the top, where a deep yoke appears. The pattern is in seven sizes for ladies from thirty to forty-two inches, bust measure.

Equally charming in design and simple of construction is No. 2091, which is in eight sizes for ladies from thirty to forty-four inches, bust measure. It is made of spotted veiling, and at the front the effect of a double box-plait is given by the arrangement of the fulness. The fronts lap below a tiny chemisette of Liberty silk and the stock, sleeve and fronts are outlined by passementerie.

A combination of black satin, white crêpe de Chine, white satin and banda of spangled net were employed in the development of the waist shown at No. 2950, which is trimmed with narrow pipings of black satin. The full gathered vest and fanciful fronts make the design a becoming one to a slender figure. The pattern is in seven sizes for ladies from thirty to forty-two inches, bust measure.

The draped effect seen in the waist pictured at No. 2882 is very graceful. The pattern is in the same sizes as No. 2950. The waist is shown made of satin mousseline, a new fabric which drapes prettily. The yoke and sleeves are developed in all-over Renaissance lace, which permits glimpses of the neck and arms.

No. 2979 is characterized by an over-portion that defines a fancy yoke. The full fronts are rolled back in satin-faced revers, between which a soft cascade of lace appears. Sleeve caps stand out broadly over the top of the small sleeves. Plaid silk was associated with plain satin and fancy corded silk in the waist, which is decorated with lace appliqué. The pattern is in nine sizes for ladies from thirty to forty-six inches, bust measure.

A very popular guimpe-waist is shown at No. 3048, the pattern of which is in seven sizes for ladies from thirty to forty-two inches, bust measure. The waist is pictured developed in embroidered crêpe de Chine and trimmed with satin ribbon and ruffles of lace, while fancy mousseline de soie was used for the separate guimpe. A scooped bertha is effectively arranged on the bodice, which is quite full at the front, where it blouses modishly. Lace-edged frills daintily complete the small sleeves of the guimpe.


No. 2915 combines simplicity with dressiness and is made of Liberty satin and all-over guipure, jet and narrow lace frills adding a decorative touch. It is fashioned with an over-blouse, prettily scooped at the top, that outlines a smooth yoke. The

pastelle cloth are associated in the novel waist illustrated at No. 2034, the pattern of which is in eight sizes for ladies from thirty to forty-four inches, bust measure. A fanciful appliqué



3118

Front View.



3118

Back View.

LADIES' FANCY APRON.  
(For Description see Page 280.)

design of white pannie outlined by jet enriches the waist, which has slightly bloused side-fronts overlapping smooth ornamental sections; these in turn outline the center-front.

Pattern No. 2972 may be obtained in the same sizes as No. 2634. The waist has full fronts lined with white satin that are rolled back in pointed revers. A full, gathered vest is introduced and a tiny round yoke tops the plain back. The design is made of dotted taffeta and Liberty satin trimmed with ribbon.

In the waist pictured at No. 2689 the fronts of the over-body are shaped to reveal a smooth yoke that extends to the waist-line in vest effect. The two sections of the upper portion of the sleeve overlap and round away below a small puff at the top. For the design figured and corded silk are associated, with lace appliqué and pipings of velvet for adornment. The pattern is in the same sizes as No. 2634.

The artistic waist illustrated at No. 2828 will be very popular, as it is equally becoming to matron and maid. Fancy tucking and figured foulard are combined in the waist, which is embellished with heavy guipure appliqué and pipings of velvet. Velvet was also used for the cuffs and ornamental sections of the collar. The pattern is obtainable in the same sizes as No. 2684.

The sleeve of No. 3085 is very odd, being in drop style below a cap facing. The full fronts of the waist flare over a narrow vest which is concealed by three cascaded ruffles of silk. Tucked taffeta and fleur de velours, a new silken fabric resembling poplin, are united in the waist, which is decorated with pearl trimming. The pattern is in seven sizes for ladies from thirty to forty-two inches, bust measure.


In No. 2887 is introduced that stylish jacket, the boiero, the attractions of which have won admiration. Mauve velvet was chosen for the jacket, which is outlined by Renaissance appliqué. It is in fanciful outline and reveals the full satin waist beneath.

The sleeves, which are of the velvet, have flaring cuffs. Jewelled trimming edges the satin ruffles that are cascaded down the front of the waist, the pattern of which is in seven sizes for ladies from thirty to forty-two inches, bust measure.



3135

Front View.



3135

Back View.

LADIES' COMBING-WRAP  
(For Description see Page 288)

sleeves repeat harmoniously the lines of the waist, the pattern of which is in the same sizes as No. 3048.

Pale-heliotrope tuck shirred chiffon, purple satin and pansy

UP-TO-DATE ATHLETIC STYLES.

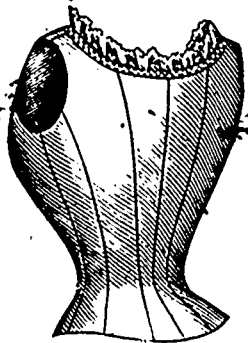
(For Illustrations see Pages 243, 246 and 247.)

The athletic world has lately opened its doors more widely to the gentlesex and the gain to women both in health and happiness has been immeasurable. A very important consideration with the athletic woman is her costume, and her sense of the eternal fitness of things has led her to discard the frills



3136

Front View.

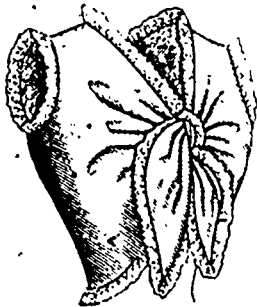


3136

Back View

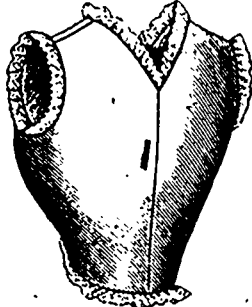
LADIES' CORSET-COVER.

(For Description see Page 289.)



3181

Front View.



3181

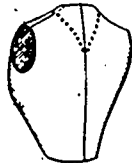
Back View.

LADIES' BOLERO CORSET-COVER. (TO HAVE THE NECK V-SHAPED OR HIGH AT THE BACK.)

(For Description see Page 289.)



3181



3181

and furbelows so dear to the feminine heart. She has evolved a costume that is decidedly becoming and withal as sensible and comfortable as that worn by her athlete brother. The correct costume must be trim and tailor-like, and it depends more on its cut and finish than on its decoration. Machine-stitching, buttons and self-strappings are the approved methods for finishing both jackets and skirts, but occasionally a slight decorative touch is added by braid. Such fabrics as cloth, chevrot, serge, homespun, double-faced cloth, covert, whipcord, etc., are appropriate for such toilettes, and black satin and dark velvet are sometimes introduced as facings for revers and collars. The skirts may be lined with percaline, soft silk or nairsilk, but the best plan is to have the material sufficiently heavy to preserve the shape of the garment without the addition of a lining, the effort being to have skirts as light as possible to give greater freedom to the limbs. The styles shown on pages 245 to 247 have been carefully selected and represent the best ideas of the season. The jacket patterns cost 10d. or 20 cents, and may be obtained in nine sizes for ladies from thirty to forty-six inches, bust measure, with the exceptions of Nos. 2607 and 2702, both of which are in eight sizes for ladies from thirty to forty-four inches, bust measure. All the skirt patterns, with the exception of No. 3085, which is in seven sizes for ladies from twenty to thirty-two inches, waist measure, are obtainable in nine sizes for ladies from twenty to thirty-six inches, waist measure; they cost uniformly 10d. or 20 cents, with the single exception of No. 2044, which costs 1s. or 25 cents. The patterns of the basques cost uniformly 10d. or 20 cents, as do the shirt-waist patterns. These

last mentioned are in nine sizes for ladies from thirty to forty-six inches, bust measure.

No. 3001 has several novel features and is made of black cloth combined with poplin for facing the revers and collar, and machine-stitching for a finish. The fronts are rolled back in fancifully scalloped revers and at the bottom the jacket is shaped to form rounding tabs. The small sleeves flare in bell-cuff effect.

The skirt shown at 2044 is in divided style and may be worn on a diamond or drop frame wheel. It has deep side-plaits at the back, but the division at the front is concealed by the lapped gores. For the design chevrot was selected, a correct finish being given by buttons and rows of machine-stitching.


An up-to-date old-time favorite, the blazer, is shown at No. 2695 developed in serge and finished with stitching. The fronts curve away prettily below the pointed lapels, and the garment is quite closely adjusted.

The trim shirt-waist pictured at No. 2760 is of striped gingham, and with it are worn a bow tie and a stock that are closed at the back. The fronts are gathered top and bottom, and a pointed yoke is applied on the back.


No. 2812 also has an applied back-yoke, but the fronts are gathered only at the waist-line. The regular one-piece shirt-sleeves are completed by link cuffs. Dotted piqué was used for the design, with which is worn a linen collar, string tie and a leather belt.

A modish costume, suitable for cycling or golfing, is illustrated at No. 2690, the pattern of which is in seven sizes for ladies from thirty to forty-two inches, bust measure, and costs 1s. or 25 cents. It consists of a cutaway jacket in double-breasted style and a five-gored skirt with an under box-plait at the back. The jacket fronts are oddly curved at the top, where a becoming satin-faced collar appears. The costume is made of homespun and shows the approved finish of machine-stitching and buttons.

A basque closed in double-breasted style is embraced in No. 2732, the pattern of which is in nine sizes for ladies from thirty to forty-six inches, bust measure. Blue serge was employed for the design, all the free edges of which are machine-stitched. The fronts are widened by gores and are reversed in wide lapels. A rolling collar is worn, and at the




3103



3103

Side-Front View.



3103

Side-Back View.

LADIES' CLOSE-FITTING FIVE-GORED SHORT PETTICOAT-SKIRT, WITH FLOUNCE SET ON AND LENGTHENED BY A GATHERED RUFFLE. (TO BE MADE WITH THE SKIRT TO EXTEND TO THE LOWER EDGE OF THE FLOUNCE OR CUT AWAY BENEATH THE FLOUNCE.)

(For Description see Page 290.)

back the lower edge of the basque is gracefully scalloped. The cycling skirt pictured at No. 2794 has back-gores that fall over joined saddle-breadths which cause the back-gores to

fall in straight lines when the wearer is mounted. The skirt, which is without fulness at the top, is developed in double-faced cloth, decoration being supplied by narrow braid.

No. 2607 is an attractive Eton jacket with pointed lower front corners. Tiny revers and a rolling collar are stylish features of the mode, which is made of dark-green cloth and enriched by soutache braid.

The trim jacket represented at No. 2815 is closely adjusted at the back and sides, but is comfortably loose at the front. The design closes in a fly, and above the closing the fronts are reversed in lapels that extend in points beyond the rolling collar. Machine-stitching neatly finishes the jacket, which is made of covert cloth.

No. 2612 is a graceful skirt which is equally suitable for cycling, golfing or skating. It is in four-gored style and has a wide under box-plait at the back. Extensions are allowed on the front-gore through which the closing is made. Rows of machine-stitching arranged in two groups of six rows each encircle the skirt, which is made of gray cloth.

The single-breasted jacket illustrated at No. 2834 is perfectly adjusted by the usual seams and double bust darts. The fronts are rolled back in pointed revers, but at the lower edge the corners are prettily rounded. Cheviot was selected for the jacket, all the seams and edges of which are outlined by machine-stitching.

No. 6990 represents a golf or Norfolk jacket made of plaid material combined with red serge for the notched collar and removable chemisette. Box-plaits are laid on the design, which is basque-fitted. The chemisette is framed by the notched collar. The pattern is in seven sizes for ladies from thirty to forty-two inches, bust measure.

No. 9919 is also a Norfolk jacket, the pattern of which is in nine sizes for ladies from thirty to forty-six inches, bust measure. The round yoke and box-plaits are laid on the design, for which black cloth was selected, with rows of machine-stitching for a finish. A leather belt encircles the waist.

An odd arrangement of braid and buttons characterizes the jacket of the cycling costume pictured at No. 1726, which is developed in cheviot and appropriately finished with stitching. The jacket is in Eton style, and the medium-wide three-piece skirt has an under box-plait at the back. The pattern is in nine sizes for ladies from thirty to forty-six inches, bust measure, and costs 1s. 3d. or 30 cents.

The rounding tab-fronts are a marked feature of the cloth Eton jacket illustrated at No. 2702, the graduated lapels of which are inlaid with satin. The design has a seamless back and flaring fronts and shows the true tailor finish of machine-stitching.

No. 3085 is a graceful circular skirt made of serge and decorated with narrow braid. It laps at the left side, where the closing is made, and is without fulness at the top. It is the correct length for a rainy day skirt and is also suitable for cycling or golfing.

A perfectly adjusted jacket is made by pattern No. 2585. Narrow Hercules braid outlines the jacket, which is made of cloth, and simulates a cuff on the small sleeve. Below the pointed revers the fronts close diagonally in double-breasted

fashion, and the lower front corners are gracefully rounded. The velvet-faced collar and narrow braid lend a touch of individuality to the single-breasted serge jacket pictured at No. 2806. The fronts are deepened to form rounding tabs and are fitted by single darts. The small sleeves are gathered at the top.

Stylish simplicity is the distinguishing feature of the skirt embraced in No. 3024. It is a six-gored mode, three of the gores at the back forming an under box-plait. The design is without fulness at the top, but ripples symmetrically below the hips. It is made of pebble cloth and shows the usual finish of stitching.

A jacket with dip fly fronts is portrayed at No. 2601. The jacket is short at the back, but is deepened at the front, where it is slightly rounded. The closing is made in a fly below the pointed lapels, and hip pockets and a breast pocket are conveniently inserted. The design is made of cloth and finished with stitching, the collar being velvet-faced.

A natty example of the Norfolk jacket is shown at No. 6989, made of pebble cloth. It is prettily box-plaited and is open at the neck, where a notched collar appears. A narrow belt of the material with a pointed end is worn with the design.

The pattern is in nine sizes for ladies from thirty to forty-six inches, bust measure.

No. 9918 is a double-breasted basque in Norfolk jacket style. Graduated box-plaits are laid on the basque, which has pointed lapels and a rolling collar. Cloth was selected for the design, which is neatly machine-stitched. The pattern is in nine sizes for ladies from thirty to forty-six inches, bust measure.

Braid and machine-stitching finish the cycling costume shown at No. 2808 in the approved tailor style. Cloth was employed for the costume, which has a five-gored dashaway skirt without fulness at the top and with the back-gores falling over joined saddle-breast. The jacket has revers. The lower

edge of the design is gracefully scalloped. The pattern of the costume is in nine sizes for ladies from thirty to forty-six inches, bust measure, and costs 1s. or 25 cents.

No. 2552 is a double-breasted jacket with dip front, the back being rather short. A stylish finish is given the jacket, which is developed in cloth, by machine-stitching and self-strappings. Velvet is used for facing the collar, and hip pockets are inserted.


Plaid cloth was chosen for the circular skirt represented at No. 2630, a correct finish being provided by stitching and buttons. The design is without the slightest fulness at the top, but the graceful cut causes it to fall in deep folds below the hips. At each side of the front the skirt is slashed for plackets, which are closed with buttons and button-holes. The skirt will be found very comfortable for wear while yachting or when indulging in other athletic sports.

No. 2705 is a close-fitting jacket with a prettily scalloped lower edge. It closes in single-breasted style below the small lapels, which extend in points beyond the rolling collar. Home-spun was chosen for the jacket, which is trimly machine-stitched.



3116

Front View.



3116

Back View.

LADIES' CHEMISE. BUTTONED ON THE SHOULDERS.

(For Description see Page 290.)

# DESIRABLE APRONS FOR HOUSE AND STUDIO WEAR.

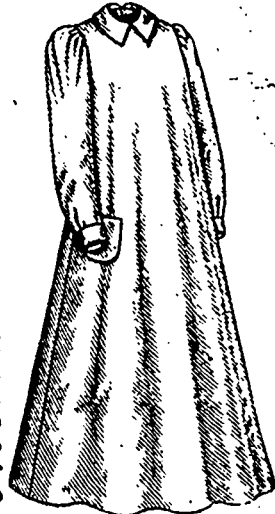
Even women who devote themselves entirely to art find it necessary to think of such mundane things as gowns. As these are easily soiled in the wear and tear of studio life, a protective garment is absolutely indispensable. The aprons here illustrated are admirably adapted for studio use, as they will effectually preserve the dresses of the wearers from unsightly stains of paint, etc. They are plain, as all workman-like garments should be, and may be quickly donned, being made comfortably loose. The mother, housewife or amateur cook will also find them useful additions to her wardrobe.

LADIES' SACK APRON, WITH STANDING OR TURN-DOWN COLLAR. (PERFORATED FOR ROUND, SQUARE OR V NECK)

No. 6981.—This apron

LADIES' YOKE APRON, WITH STANDING OR TURN-DOWN COLLAR.


No. 6984.—This apron affords protection to every part of the dress. Plaid gingham was selected for it and a row of machine-stitching provides a neat finish. The front and backs, which are joined in under-arm seams, are gathered at the top and joined to a square yoke shaped by shoulder seams. The closing is made to a desirable depth at the center of the back with buttons and button-holes. A rounding patch-pocket is conveniently arranged on each side of the front. The neck may be completed with a small rolling collar in two sections that flare at the front and back or with a close standing collar. The bishop sleeves are gathered at their upper and lower edges and finished with narrow wristbands.



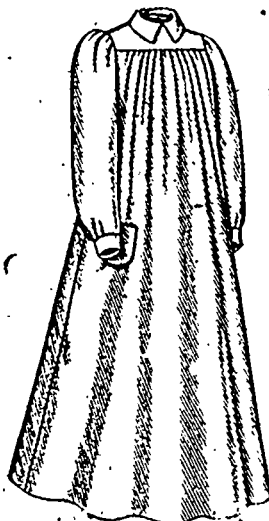
6981




6981




6981



6984



6984



6984

An apron like this will be a great convenience. For it calico, percale, gingham or seersucker in dark colors should be chosen, and the decoration, if any be desired, should be simple.

We have pattern No. 6984 in seven sizes for ladies from

thirty to forty-two inches, bust measure. For a lady of medium size, the apron needs seven yards and a fourth of material twenty-seven inches wide. Price of pattern, 10c. or 20 cents.

is pictured made of plaid gingham and will prove a practical addition to the wardrobe of the busy housewife as well as to the artist. It is here made up with a high neck, but may be shaped in a low round, square or pointed neck, the pattern providing for the several styles. The apron is protective, reaching almost to the bottom of the dress; it is simply shaped by under-arm and shoulder seams, and the closing is made at the center of the back to a desirable depth with button-holes and buttons. The neck may be tastefully finished with a plain standing or a turn-down collar, as preferred, the pattern providing for both styles, and at each side of the center of the front is applied a rounding patch-pocket. The full sleeves allow free use of the arms and are shaped by seams along the inside of the arm; they are gathered at the top and bottom and finished with narrow wristbands.

Aprons of this description may be cut from cambric, seersucker, chambray or calico, and may be trimmed with cotton braid or two-toned embroidery if a decoration is considered essential, but as it is a working garment, a perfectly plain finish is more appropriate. When a low neck apron is desired, the neck may be finished with a frill of white or colored embroidery or a simpler finish will be a narrow single or double frill of the apron fabric. Fancy-stitched bands either in white, dark-blue, pink or red, or bands of embroidered insertion may be used to trim the neck and wrists and the sewed edges of the pockets. Linen is very frequently used for aprons of this kind and trimmed with bands of the same.


We have pattern No. 6981 in seven sizes for ladies from thirty to forty-two inches, bust measure. For a lady of medium size, the apron requires six yards and three-fourths of material twenty-seven inches wide. Price of pattern, 10c. or 20 cents.

# STYLISH GARMENTS FOR BICYCLING, GOLFING, ETC.

LADIES' TWO-PIECE COSTUME, CONSISTING OF A JACKET CLOSED WITH A FLY OR VISIBLY AND MADE WITH SQUARE OR ROUND CORNERS, AND A FIVE-GORED SKIRT. (TO BE OF ANY DESIRED LENGTH). FOR GOLFING, CYCLING, RINKING, ETC.

No. 3118.—A plain tailor costume especially desirable for

golfing, cycling and similar sports is here illustrated made of gray cloth and finished with machine-stitching. The jacket is smoothly adjusted at the sides and back by under-arm and side-back gores, and a center seam which ter-



3118

minates above coat-laps, coat-plaits being introduced at the side-back seams. At the top the fronts are reversed in small lapels that form notches with the ends of the rolling collar, which is seamed at the back, and below the lapels the jacket is closed with buttons and button-holes in a fly; but a visible closing may be effected, if desired. Pocket-laps conceal the openings to inserted side-pockets, and the jacket may be made with square or round corners, as individual fancy dictates. The two-piece sleeve is of comfortable size and is slightly gathered at the top.

The skirt, which is fashioned with five gores, is fitted smoothly at the top by single hip darts, and a wide under box-plait, the outer folds of which are stitched for a short distance from the top, appears at the back. Below the hips the skirt ripples prettily and falls in graceful folds at the back. The side-front seams terminate below pointed extensions allowed on the front-gore, through which the closing is made with buttons and button-holes. A pocket is conveniently inserted beneath the closing at each side, and the skirt, in the medium sizes, measures about four yards and a fourth at the lower edge.

This design is cleverly shaped to hang gracefully on as well as off the wheel and may be cut of any length required. Covert and Oxford cloth, cheviot, serge, broad-cloth, whipcord, etc., will develop the mode stylishly, and so will crash, piqué or duck.


We have pattern No. 3118 in nine sizes for ladies from thirty to forty-six inches, bust measure. To make the costume for a

lady of medium size, requires four yards and a half of material fifty-four inches wide. Price of pattern, 1s. or 25 cents.

LADIES' THREE-PIECE SKIRT, WITHOUT FULNESS AT THE TOP. (TO BE OF ANY DESIRED LENGTH). FOR GOLFING, CYCLING, RINKING, STORMY WEATHER, ETC.

No. 3111.—The graceful skirt here shown is cut upon the most approved lines and is suitable alike for golfing, cycling, rinking or stormy weather. Heavy dark-blue cloth was utilized for the skirt, and machine-stitching provides a satisfactory finish. The skirt, which consists of a front-gore and two circular portions, is fitted smoothly all round at the top, but below the hips it ripples prettily and falls in symmetrical folds at the back. The top of the front-gore is finished with a separate belt which is invisibly fastened to the belt completing the circular portions. The side-front seams terminate below extensions allowed on the circular portions, and the closing is made with buttons and button holes in a fly, but, if desired, patent fasteners may be used. Pockets are conveniently inserted at the closing, and in the medium sizes the skirt measures three yards and three-fourths at the lower edge and may be made in any length required.

Camel's-hair, double-faced cloth, serge,



3111



3113



3113


cheviot and brilliantine could be used for the mode with satisfactory results, and so may piqué, linen or duck; and rows of




soutache braid or buttons may supply the ornamentation. We have pattern No. 3111 in seven sizes for ladies from

whether the closing be made visibly with buttons and button-holes or invisibly in a fly. Above the closing the fronts are reversed in small lapels that form notches with the ends of the rolling collar. Small pocket-laps conceal openings to inserted hip-pockets in the fronts. The sleeves are comfortably adjusted with two seams and are gathered at the top. The jacket may be made with square or round corners.


The skirt is a five-gored style fitted perfectly smooth at the top. A deep under-folded box-plait is taken up at the back, the outer folds being held together by tackings to a becoming depth and then allowed to flare stylishly. Short extensions are al-



3111



3111




3131


twenty to thirty-two inches, waist measure. To make the skirt for a lady of medium size, requires three yards of material fifty-four inches wide. Price, 10d. or 20 cents.

MISSES' TWO-PIECE COSTUME, CONSISTING OF A JACKET CLOSED WITH A FLY OR VISIBLY AND MADE WITH SQUARE OR ROUND CORNERS, AND A FIVE-GORED SKIRT. (FOR GOLFING, CYCLING, RINKING, ETC.)

No. 3131.—This natty costume is portrayed made of dark-gray cloth, with machine-stitching for a finish. The jacket is adjusted with under-arm and side-back gores and a center seam. Extensions are allowed for the usual coat-laps and coat-plaits at the back, and the closing is made at the center of the front with buttons and button-holes. It is optional



3131



3131



3131

lowed on the side edges of the front-gore, and the fall closing is made with buttons and button-holes. Pockets are inserted beneath the openings, and below the hips the skirt falls in pretty ripples. The belt of the skirt is fastened at the front under the front-gore, which is finished with a separate band. At the lower edge the skirt measures about three yards round in the middle sizes.

For serviceable costumes faced cloth, serge, camel's-hair, cheviot, mohair and similar fabrics are generally selected, with the usual plain tailor finish of machine-stitching.

We have pattern No. 3131 in seven sizes for misses from ten to

sixteen years of age. To make the costume for a miss of twelve years, will require two yards and three-fourths of goods fifty-four inches wide. Price of pattern, 1s. or 25 cents.

# Styles for Misses and Girls.

FIGURE No. 106 P.—MISSSES' AFTERNOON COSTUME.

(For Illustration see this Page.)

FIGURE No. 106 P.—This portrays a Misses' costume. The pattern, which is No. 3195 and costs 1s. or 25 cents, is in five sizes for misses from twelve to sixteen years of age, and is also shown on page 304.

Dame Fashion has set her seal of approval on over-skirts and waists in drop style. A becoming costume showing both these novelties is here pictured made up in a combination of light-weight brown cloth and light-blue tucked and plain silk. The waist has a yoke of the tucked silk topped by a fancy standing collar that rises in points at the back. The yoke is stylishly revealed above the front and backs, which are connected by under-arm gores and gathered at the waist in front, the fulness in the back being laid in small plaits at the waist-line. Two triangular revers are joined to the smooth upper edge of the front, and the upper part of the two-seam sleeve is in drop style and is slashed at the top and reversed to form tiny revers. A cap facing of the tucked silk is arranged on the gathered top of the lining, over which the sleeve is mounted. The revers are all faced with the plain silk. Scalloped circular cuffs complete the sleeves, and the waist is closed invisibly at the back. A fancy clasp secures the silk belt.

The five-gored skirt has a circular over-skirt that is dart-fitted over the hips, and each is arranged in an underfolded box-plait at the back. Bands of braid fancifully ornament the scalloped lower edge of the over-skirt, and ruffles of silk trim the bottom of the skirt.

The costume may be stylishly reproduced in barège, nun's-veiling or poplin combined with lace, silk or fancy tucking. A dressy costume could be of blue foulard, with the yoke and cap facings of silk in a contrasting color overlaid with all-over lace, and bands of lace insertion will provide ornamentation.

The hat is trimmed with feathers and ribbon.

PRETTY STYLES FOR MISSSES AND CHILDREN.

(For Illustrations see Page 200.)

FIGURE No. 107 P.—GIRLS' AFTERNOON DRESS.—This represents a Girls' dress. The pattern, which is No. 3126 and costs 10d. or 20 cents, is in eight sizes for girls from five to twelve years of age, and may be seen again on page 309.

The bolero fronts are a striking feature of the little frock here pictured made of plain cloth, plaid novelty goods and tuck and plain white silk, decoration being supplied by frills of narrow lace. A smooth round yoke topped by a trim standing collar supports the short backs and front, the latter pouching out modishly. The boleros are arranged on the front, which is gathered top and bottom, while the backs have gathered fulness at the lower edge only. A fanciful berthia with flaring front ends outlines the yoke, and a gathered puff appears at the top of the otherwise plain sleeve. The waist supports the five-gored skirt, which ripples below the hips and has an under box-plait at the back. A ribbon belt encircles the waist.

All-over lace, chiffon, fancy puffing, etc., may be used for the yoke and collar of the design, which may also be developed in India silk, foulard, cashmere or lawn.

FIGURE No. 108 P.—MISSSES' TOILETTE.—This comprises a Misses' waist and skirt. The waist pattern, which is No. 3133 and costs 10d. or 20 cents, is in five sizes for misses from twelve to sixteen years old, and is also shown on page 314. The skirt pattern, which is No. 3089 and costs 10d. or 20 cents, is in seven sizes from ten to sixteen years of age.

Frills of ribbon, large buttons and a braiding design provide ornamentation for the attractive toilette, which is here shown developed in gray nun's-veiling combined with silk in a deeper tone of the same color, the chemisette and collar being made of white taffeta. The back

(Descriptions Continued on Page 303.)






FIGURE No. 106 P.—This illustrates MISSSES' AFTERNOON COSTUME.—The pattern is No. 3195, price 1s. or 25 cents.


(For Description see this Page.)



107 P



108 P



109 P



110 P




111 P

THE Delineator.

*Pretty Styles for Misses and Children.*

SEPTEMBER 1899.



112 P.

113 P.

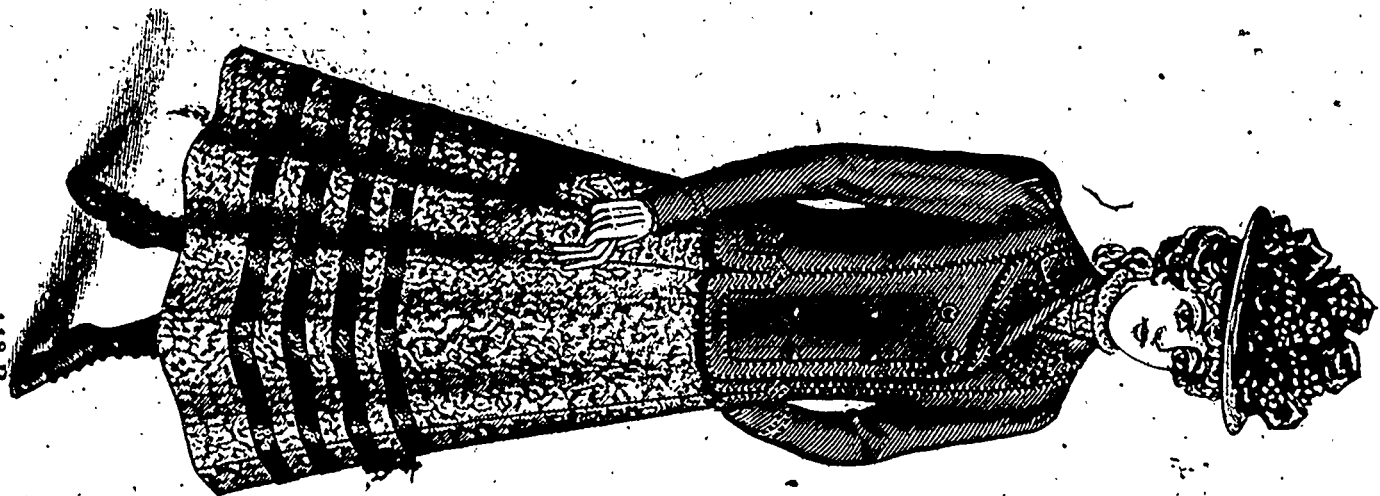
114 P.

115 P.


116 P.

117 P.


*Designs for Young - Girls' Ready - Wear.*



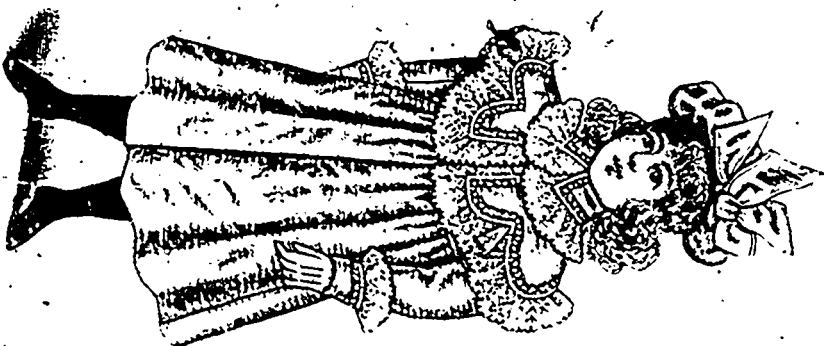
118 P.




119 P.



120 P.



121 P.



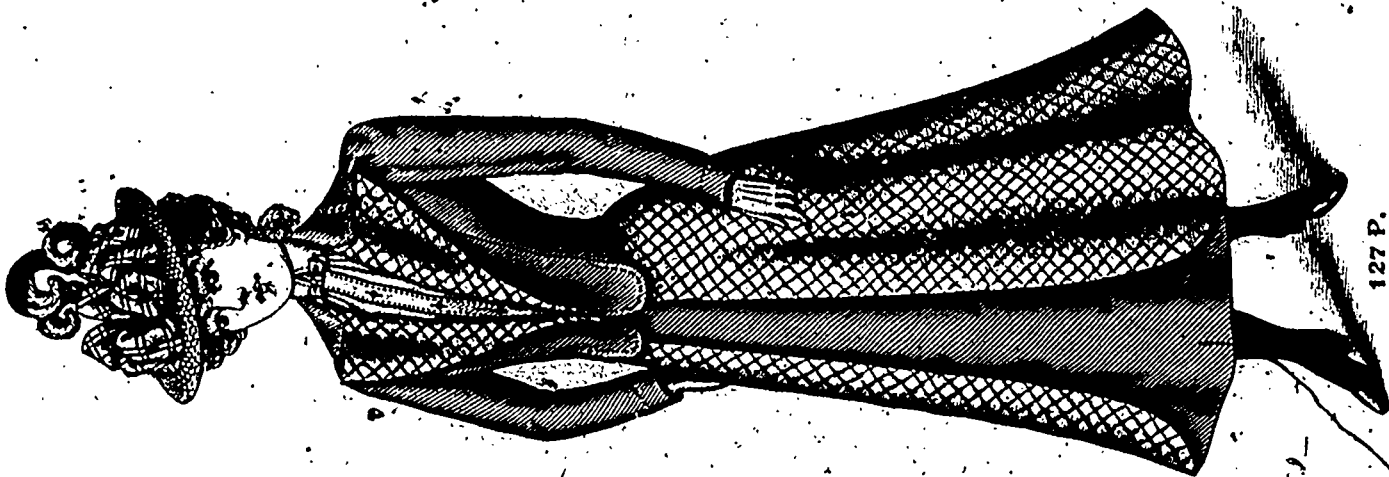
122 P.

THE DELINEATOR.


*Early Autumn Toilettes for Young Girls.*

DESCRIBED ON PAGES 305 AND 306.

SEPTEMBER, 1899.




127 P.




126 P.



125 P.



124 P.



123 P.

*Misses' and Children's Outdoor Toilettes.*

DESCRIBED ON PAGES 305 AND 307.

THE DELINEATOR.

SEPTEMBER 1899.

(Descriptions Continued from Page 298.)

of the waist is plain save for slight plaited fulness at the bottom, but the full fronts are rather fanciful and are prettily tucked at the shoulders and gathered at the bottom. The waist is shaped to accommodate a smooth chemisette that is topped by a dressy stock, and below the chemisette the fronts are cut to form sharp points, which are held in place by two enamel buttons. The sleeves are also tucked at the top and are completed by flaring cuffs.

The separate skirt is in three-piece style and consists of two circular portions that overlap a front-gore in panel effect. Cheviot, cloth, soft silk or washable materials will be suitable for developing the mode.

The hat is ornamented with quills, ribbon and a Rhinestone buckle.

FIGURE No. 100 P.—MISSSES' COSTUME.—This illustrates a Misses' costume. The pattern, which is No. 3098 and costs 1s. or 25 cents, is in five sizes for misses from twelve to sixteen years of age.

Tan cheviot, brown velvet and all-over lace over white satin are skilfully combined in this modish costume, which is decorated with narrow brown braid and braid ornaments. A guimpe effect is produced in the waist by the over-blouse and drop sleeves. The over-blouse is smooth at the top, where it is scalloped and lapped over a deep yoke that is topped by a fanciful stock, but is slightly full at the bottom and allowed to blouse at the front. The sleeves are full at the top, where they are gathered at each side, and droop below smooth capings. A wrinkled ribbon belt bowed at the left side completes the waist.

A circular flounce of velvet is arranged on the five-gored skirt, which is characterized by a scalloped circular over-skirt lapped at the left side in line with the over-blouse.

Lace appliqué, ribbon-quillings, ruffles of chiffon or chenille fringe may ornament the design, which is susceptible of many pleasing combinations both in fabric and color.

The rough straw hat is a sailor shape and is embellished with a jaunty bow of ribbon.

FIGURE No. 110 P.—GIRLS' FROCK.—This shows a Girls' dress. The pattern, which is No. 3100 and costs 10d. or 20 cents, is in ten sizes for girls from three to twelve years of age, and is also pictured on page 310.

Cashmere in a rich shade of Turkey red and black velvet were here selected for the effective little dress, the body of which shows a unique design done in black braid. The frock is known as the Esther dress and is fashioned with an oddly designed body consisting of side-fronts and side-backs joined in short shoulder and under-arm seams and flaring over a short smooth center-front and center-backs. The body is in low, square outline at the top and supports the skirt, which is in full gathered style and seamed at the sides. With the frock is worn a full guimpe of white mull which is gathered at the neck, where it is finished by a plain standing collar, the fulness at the waistline being regulated by a draw-string. It is closed at the back and the sleeves are in bishop style finished with wristbands. A wrinkled stock of the mull encircles the collar.

The dress may be duplicated in lawn, dimity, organdy, serge or India silk. Swiss cambric, nainsook and all sorts of silks are appropriate for the guimpe, which may have a garniture of lace, ribbon or embroidery.

The dainty little bonnet is made of silk mull and is rendered fanciful by the plaited self-ruffles.

FIGURE No. 111 P.—LITTLE GIRLS' DRESS.—This portrays a Little Girls' Dress. The pattern, which is No. 3124 and costs 7d. or 15 cents, is in six sizes for children from one to six years of age, and may be seen again on page 318.

The white lawn yoke and sleeves produce the popular guimpe effect in the dainty little dress here shown made of pale-blue lawn. The yoke is seamless and is gathered top and bottom both at the front and back, the top being turned under and


shirred to form a pretty frill heading at the neck. The dress is made with a short body and to the lower edge of the yoke is sewed the full skirt, which is also turned under and shirred to form a frill heading at the front and back. The skirt is smooth under the arms and lawn strings that are tied in dainty bows at the shoulders to decorate the dress prettily. The sleeves are gathered at the top and at the wrist, where soft frills are formed.

All thin washable fabrics, such as point d'esprit, Swiss, organdy, etc., as well as cashmere or China silk, may be used for the mode, which may be decorated with lace edging or insertion, embroidery or baby ribbon.

An artistic bow of ribbon ornaments the pretty hat, the brim of which consists of double ruffles of silk mull.



3179




3179

Front View.

DESIGNS FOR YOUNG FOLKS' PARTY WEAR.

(For Illustrations see Page 299.)

FIGURE No. 112 P.—LITTLE BOYS' SUIT.



3179

Back View.

MISSSES' COSTUME, WITH FIVE-GORED SKIRT, HAVING AN UNDER BOX-PLAIT AT THE BACK.

(For Description see Page 307.)

SUIT.—This pictures a Little Boys' Suit. The pattern, which is No. 3110 and costs 10d. or 20 cents, is in six sizes for boys from three to eight years old, and may be also seen on page 321.

This smart suit consists of a jacket and trousers of black cloth and a Middy vest of white cloth. A seam at each side and one at the center of the back correctly adjust the jacket, the fronts of which flare prettily. An effective feature of the jacket is the shawl collar, which is shaped by a center seam, the front corners being gracefully rounded. The collar is faced with satin, and oblong pocket-laps conceal the openings to inserted hip-pockets. The two-seam sleeve is comfortably small. The fronts flare over a smooth Middy vest that is seamed on the shoulders and at the sides and closed down the back. It is finished by a tiny neckband.

The short trousers are shaped by the usual seams and are made without a fly. They reach just to the knee.

Rough cheviot, homespun, serge or piqué may be used for the suit. The Middy vests of cloth suits made up by the mode are frequently developed in piqué or duck.

FIGURE No. 113 P.—MISSSES' DRESSY TOILETTE.—This consists of a Misses' waist and skirt. The waist pattern, which is No. 3140 and costs 10d. or 20 cents, is in seven sizes for misses from ten to sixteen years old, and may be again seen on page 314 of this number of THE DELINEATOR. The skirt pattern, which is No. 3139 and costs 10d. or 20 cents, is in seven sizes from ten to sixteen years of age, and is also shown on page 316.

This pleasing toilette comprises a dressy waist made of striped silk combined with all-over lace over dark silk and a skirt of light silk ornamented with bands of lace appliqué. The waist is smooth at the top both front and back, but has gathered fulness at the waist-line which droops prettily all round over a wrinkled belt of silk. A plain standing collar having two flaring ornamental sections completes the neck of the waist, over which is arranged a short stylish jacquette fitted by under-arm and shoulder seams. It is in low, rounding outline at the top, but is fancifully shaped at the bottom. It is closed invisibly at the left side and is outlined by soft ruches of silk. The small sleeve is finished with a flaring circular cuff. A wrinkled ribbon belt is worn.

A rippling circular flounce lengthens the graceful five-gored skirt, which has an under box-plait at the back.

The toilette may be reproduced in cashmere, serge, organdy, etc. If piqué be chosen for the waist and all-over embroidery for the jacquette, a very attractive affair will result.

FIGURE No. 114 P.—LITTLE GIRLS' FROCK.—This illustrates a Little Girls' dress. The pattern, which is No. 3152 and costs 7d. or 15 cents, is in six sizes for children from one to six years of age, may be also seen on page 318.

The smooth, square yoke and pretty sleeve-caps

of this frock induce a broad-shoulder effect that is decidedly becoming. All-over embroidery was here used for the yoke, collar and sleeve caps and white lawn for the rest of the dress, ornamentation being provided by bands of insertion and frills of edging. The dress has a short body shaped by shoulder and under-arm seams. The front and backs are gathered top and bottom and supported by a smooth square yoke which is topped by a tiny standing collar. Scooped sleeve-caps stand out broadly over the tops of the sleeves, which are completed by narrow bands. The straight skirt is in full gathered style all round and is attached to the waist.

All washable fabrics, such as dimity, gingham, etc., as well as soft woollens or China silk, may be selected for the mode.

FIGURE No. 115 P.—MISSSES' COSTUME.—This illustrates a Misses' costume. The pattern, which is No. 3155 and costs 1s. or 25 cents, is in five sizes for misses from twelve to six-

teen years of age, and may be again observed on page 307.

Plain and tucked taffeta and nun's-veiling are here skillfully associated in this pleasing costume, which is artistically decorated with self-ruffles and ribbon. The waist has a deep square yoke that tops the front, which at the center has fulness gathered both top and bottom. This fulness is framed in vest effect by graduated revers that extend from the yoke to the waist-line. The waist is plain at the back, save for slight gathered fulness at the bottom, and on it are arranged shoulder straps of ribbon ending in pretty bows at the front and back. The small sleeves are rendered fanciful by flaring cuffs. The collar is extended in points at the back.

A scooped tunic is simulated on the separate five-gored skirt by a novel arrangement of the gathered ruffle, velvet ribbon and a facing of silk. The skirt has an under box-plait at the back and ripples prettily below the hips.

Tucked-shirred chiffon and mode cloth may be combined for the design, which may also be developed in piqué, serge, cheviot or silk and trimmed in any desired manner.

FIGURE No. 116 P.—BOYS' SUIT.—This portrays a Boys' suit. The pattern, which is No. 3137, and costs 10d. or 20 cents, is in seven sizes for boys from four to ten years of age, and is also shown on page 321.

The trim suit is here pictured made of black serge and appropriately finished with machine-stitching. The jacket is smoothly adjusted by side seams and a center-back seam and has flaring fronts which are reversed in pointed lapels that form notches with the ends of the rolling collar. The small sleeves are of the two-seam coat variety, and shapely laps conceal openings to inserted pockets.

The vest has a notched collar and below it is closed in single-breasted fashion with buttons and button-holes. It is correctly fitted and is held in at the back by the usual straps.

The short trousers are made without a fly and are fitted by the customary seams. A linen shirt, linen standing collar and silk tie complete the suit.


The design may be reproduced in tricot, cloth, cheviot or English Oxford and the jacket lapels may be faced with silk.

FIGURE No. 117 P.—GIRLS' DRESS.—This represents a Girls' frock. The pattern, which is No. 3144, and costs 10d. or 20 cents, is in eight sizes for girls from five to twelve years of age, and is again pictured on page 309.

The dress, here pictured made of nun's-veiling associated with white silk and polka-dotted blue silk, is very stylish and simply constructed. The fronts of the waist are smooth at the top but are slightly gathered at the bottom, and flare over a full gathered vest that is supported by a smooth yoke curved up prettily at the lower edge. The yoke and vest are joined to the fronts under plaits and both the vest and fronts blouse modishly. The waist is plain at the back, and over it is ar-




3195



3195

Front View.



3195

Back View.

MISSSES' COSTUME, HAVING A WAIST IN DROP STYLE AND A SEPARATE FIVE-GORED SKIRT WITH CIRCULAR OVER-SKIRT (BOTH WITH AN UNDER BOX-PLAIT AT THE BACK).

(For Description see Page 308.)



anged a fanciful collar made in two sections that meet at the back but flare at each side in front. Buttons decorate the fronts below the collar. A standing collar is at the neck and flaring cuffs complete the small sleeves. The straight, full skirt is attached to the waist, the joining being concealed by a cord covered with silk. A decorative touch is added by a band of the silk applied at the bottom of the skirt.

School dresses may be made up by the mode of dark-red and blue serge, with braid for the decoration.

EARLY AUTUMN TOILETTES FOR YOUNG FOLKS.

(For Illustrations see Page 301.)

FIGURE No. 118 P.—Misses' OUTDOOR TOILETTE.—This consists of a Misses' coat and costume. The coat pattern, which is No. 3159 and costs 10d. or 20 cents, is in seven sizes for misses from ten to sixteen years old, and is also pictured on page 312. The costume pattern, which is No. 3179 and costs 1s. or 25 cents, is in five sizes from twelve to sixteen years of age, and may be again seen on page 303.

This toilette comprises a dark-blue cloth coat finished with self-strappings and machine-stitching, and a costume of crêpon decorated with velvet ribbon and lace.

The waist of the costume blouses slightly at the front and is shaped to reveal in fanciful outline a smooth yoke of all-over lace. A double Bertha is arranged on the waist, which is completed with a fancy standing collar and two-seam sleeves.

The separate five-gored skirt has an under box-plait at the back.

With the costume is worn a double-breasted box-coat which has side-front seams extending to the shoulders. The side-front seams terminate above vents, as do also the side seams connecting the fronts with the seamless back. The rolling collar and natty revers are becoming features of the mode, the sleeves of which are in two-seam coat style.

Venetian and satin-faced cloth, serge, cheviot and similar materials may be selected for the coat, which may be braided if desired. The costume is susceptible of many pleasing variations both in fabric and color.

The hat is artistically ornamented with flowers and ribbon.

FIGURE No. 119 P.—GIRLS' BOX-COAT AND DRESS.—This illustrates a Girls' coat and dress. The coat pattern, which is No. 3151 and costs 10d. or 20 cents, is in eight sizes for girls from five to twelve years of age, and is also shown on page 318. The dress pattern, which is No. 3100 and costs 10d. or 20 cents, is in ten sizes from three to twelve years old, and is again portrayed on page 310.

Three-quarter length coats have returned to favor and promise to be as popular as they were a few years ago. The coat here illustrated is made of putty cloth and finished with machine-stitching. It has a broad, seamless back that

is separated from the fronts by wide under-arm gores, deep vents being formed below the seams to give the necessary spring at the lower edge. The coat is in loose box style and closes in double-breasted style below the pointed lapels that form notches with the ends of the rolling collar. The sleeves have the fashionable amount of fullness at the top, and laps conceal openings to inserted pockets.


The square-necked dress is worn with a separate guimpe that is rather full and has full sleeves finished with wristbands. The straight, full skirt is supported by the fanciful short body that consists of side-fronts and side-backs overlapping a center-front and center-backs. The guimpe is made of silk with a lace stock, while the dress is developed in plaid cloth.

The coat may be made of serge, cheviot, English Oxford, etc., and silk, soft woollens and wash fabrics are suitable for the dress.

An immense bow of ribbon appears at the front of the straw hat.




3178



3178

Front View.



3178

Back View.

MISSSES' TWO-PIECE COSTUME, CONSISTING OF A JACKET, AND A THREE-PIECE SKIRT WITH AN UNDER BOX-PLAIT AT THE BACK.

(For Description see Page 309.)

FIGURE No. 120 P.—MISSSES' TOILETTE.—This portrays a Misses' coat and costume. The coat pattern, which is No. 3134 and costs 10d. or 20 cents, is in seven sizes for misses from ten to sixteen years old, and may be also seen on page 312. The costume pattern, which is No. 3155 and costs 1s.

or 25 cents, is in five sizes from twelve to sixteen years of age, and is again pictured on page 307.

The loose box-coats so much affected at present are both dressy and serviceable and are generally becoming. A stylish example of the mode is here illustrated made of golden-brown cloth, with brown velvet for the collar and machine-stitching for a finish. The coat is comfortably loose and has a seamless sack back that is separated from the fronts by under-arm gores. The fronts are rolled back to form stylish revers that extend in sharp points beyond the ends of the rolling collar, and below the revers the coat closes in double-breasted style with button-holes and large smoked-pearl buttons.

The two-seam sleeve is the correct size for Autumn coats. The costume is developed in novelty goods and decorated with ribbon frills. At the center of the front the waist has gathered fullness that is framed in vest effect by graduated revers. The short front is supported by a deep, square yoke and the backs show slight fullness at the bottom.

The five-gored skirt is rendered fanciful by graduated frills of ribbon that simulate an over-skirt.

Any of the firmly woven woollens will be appropriate for the coat, which depends more on its cut and finish than on its decoration, though braid may be used for ornamentation, if preferred. The costume may be developed in cashmere combined with silk for the yoke and revers.

Graceful wings and a pretty arrangement of ribbon supply a pleasing garniture for the straw hat.

FIGURE No. 121 P.—CHILD'S LONG COAT.—This illustrates a

Child's long coat. The pattern, which is No. 8107 and costs 7d. or 15 cents, is in seven sizes for children from one to seven years of age, and is also depicted on page 819.

A gored circular skirt is a marked feature of this little coat, which is here shown made of bengaline and enriched by lace appliqué and frills of guipure. The coat has a smooth body fitted by under-arm and shoulder seams, and to the body is joined the circular skirt, which consists of four gores. The skirt is slightly gathered at the top and extends nearly to the shoe tops. A scooped-cape-collar is arranged on the coat and almost entirely conceals the body. A rolling collar is at the neck and turn-over cuffs complete the two-seam sleeves.

Cashmere, faille, cloth and piqué are suitable for the coat, the cape-collar of which may be made of fancy tucking or lace over silk. White satin ribbon quillings will supply suitable garniture, if the design be made of pale-corn cashmere.

Ribbon and silk adorn the picturesque hat.

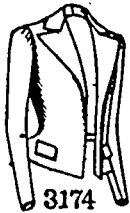




FIGURE No. 122 P.—LITTLE GIRLS' TOILETTE.—This comprises a Child's jacket and dress. The jacket pattern, which is No.



3174

Front View.



3174

Back View.

MISSSES' TWO-PIECE COSTUME, CONSISTING OF A JACKET WITH SACK FRONT AND ROUND OR SQUARE CORNERS (TO BE WORN OPEN OR CLOSED) AND A FIVE-GORED SKIRT HAVING AN UNDER BOX-PLAIT AT THE BACK.

(For Description see Page 309.)

8188 and costs 7d. or 15 cents, is in six sizes for children from two to seven years old, and is also shown on page 820. The dress pattern, which is No. 8124 and costs 7d. or 15 cents, is in six sizes from one to six years of age, and may be again seen on page 818.

The jacket of this toilette is particularly striking, being fashioned in the quaint Breton style. It is here shown made of red cloth and decorated with white braid and pearl buttons, an appropriate finish being provided by machine-stitching. The jacket has a smooth vest that is tacked to the right front and fastened to the left front. Under-arm gores and a center seam adjust the jacket at the sides and back, the side seams terminating above shallow vents. A deep sailor-collar collar is effectively arranged on the design, and a trim standing collar completes the neck. The sleeves are comfortably loose, and small laps conceal the openings to side pockets in the fronts.

Figured and plain lawn are combined in the dress, which

has a full gathered yoke and bishop sleeves. The skirt is gathered at the top, where a frill heading is formed, and is sewed to the yoke.

The jacket may be developed in red and blue serge and decorated with black Hercules braid. Dunity, nun's-veiling or cashmere may be used for the dress.

The straw hat is trimmed with ribbon.

#### MISSSES' AND CHILDREN'S OUTDOOR TOILETTES.

(For Illustrations see Page 302.)

FIGURE No. 123 P.—GIRLS' STREET TOILETTE.—This consists of a Girls' dress and jacket. The dress pattern, which is No. 2024 and costs 10d. or 20 cents, is in eight sizes for girls from five to twelve years old. The jacket pattern, which is No. 2885 and costs 7d. or 15 cents, is in ten sizes from three to twelve years of age.

White cloth was here selected for the sailor collar of the pretty dark-brown jacket, which is finished with machine-stitching and buttons, while the dress is made of plaid material combined with tucked silk for the yoke. The comfortable jacket has a seamless back that is separated from the fronts by wide under-arm gores and is closed in a fly. Shallow vents are formed below the side-back seams, and laps conceal openings to inserted side-pockets in the fronts. At the top the fronts are cut out to accommodate the broad ends of the deep sailor-collar, which lap with the fronts. The small sleeves are gathered at the top.

The dress has a four-gored skirt, gathered at the back but smooth at the top of the front and sides. The skirt is supported by the waist, which is characterized by a smooth yoke shaped by shoulder seams. A broad box-plait disposes of the fulness at the bottom of the front, but that at the back is gathered.

Serge may be employed for the jacket, which may be trimmed with self-strappings or braid. Soft woollens and silk are suitable for the dress.

Ribbon and flowers decorate the straw hat.

FIGURE No. 124 P.—CHILD'S LONG COAT.—This depicts a Child's coat. The pattern, which is No. 8082, and costs 7d. or 15 cents, is in five sizes for children from one half to four years old.

Dainty frills of lace decorate the pretty little coat, which is shown made of white faille. The coat is fashioned with a plain, square yoke to which is attached the straight skirt, that is plain at the sides and in full gathered style at the front and back. The yoke is entirely concealed by a circular cape that ripples gracefully below the shoulders. A soft rolling collar is at the neck, and both the collar and cape are scooped at the loose edges. The sleeves are comfortably wide.

White cashmere, light-weight cloth, bengaline and similar fabrics are also suitable for the design, which may be ornamented with bands of insertion, ribbon quillings, lace appliqué or chiffon' ruches.

The hat is becomingly garnished with ribbon and feathers.

FIGURE No. 125 P.—MISSSES' TAILOR SUIT.—This consists of a Misses' jacket, skirt and shirt-waist. The jacket pattern, which is No. 2975 and costs 10d. or 20 cents, is in seven sizes for misses from ten to sixteen years of age. The skirt pattern, which is No. 2959 and costs 10d. or 20 cents, is in seven sizes from ten to sixteen years old. The shirt-waist pattern, which is No. 2894 and costs 10d. or 20 cents, is in seven sizes from ten to sixteen years of age.

This natty tailor suit comprises a jacket and skirt here shown made of blue serge finished with machine-stitching, and a white lawn shirt-waist. The jacket is in Eton style and is perfectly adjusted. The dart-fitted fronts are reversed by the broad ends of the deep sailor-collar, which is faced with white serge, and the small sleeves are of the two-seam variety.

The fronts of the jacket flare over a becoming shirt-waist,

which has five box-plaits in fan effect in the back below the yoke, that is pointed at the center. Short backward-turning tuoks are taken up in the fronts at the top, while the fulness at the bottom is disposed in plaits. A linen collar and black satin tie are at the neck, and a leather belt encircles the waist.

The skirt is decidedly novel and consists of a five-gored upper part and a five-gored circular lower part or flounced. It shows the modish under box-plait at the back.

The skirt and jacket may be duplicated in cloth, cheviot, homespun, etc., and may be decorated with braid, if a more elaborate effect be desired. Serge, cloth or silk are also appropriate for the shirt-waist.

An artistic arrangement of feathers and ribbon characterizes the hat.

FIGURE No. 126 P.—GIRLS' OUTDOOR TOILETTE.—This illustrates a Girls' reefer and dress. The reefer pattern, which is No. 2795 and costs 7d. or 15 cents, is in ten sizes for girls three to twelve years of age. The dress pattern, which is No. 3180 and costs 10d. or 20 cents, is in eight sizes from five to twelve years old, and is differently portrayed on page 311.

Reefer coats are always popular for the small members of the family. This one is particularly attractive and is here pictured made of green cloth, with white cloth for the collar and machine-stitching for a finish. A deep shawl-collar is a marked feature of the coat, which closes in double-breasted fashion with buttons and button-holes. It is adjusted by under-arm gores, the side-back seams terminating above under-laps allowed on the back. The sleeves are in two-seam style and laps cover the openings to inserted side pockets in the fronts.

The dress is plain at the back, having only slight gathered fulness at the bottom, but is fanciful at the front, where it is shaped to reveal a smooth, square yoke. Two plaits are arranged in each side of the front and a standing collar and two-seam sleeves complete the waist. The three-piece skirt is joined to the waist and is gathered at the back. Self-ruffles and lace edging decorate the dress, which is made of cashmere, with all-over lace for the yoke and collar.

The jacket may be reproduced in serge, cheviot, homespun and similar fabrics. The dress is susceptible of many variations both in fabric and ornamentation, and may be made of nun's-veiling, cloth, serge, etc.

The attractive hat is trimmed with feathers and ribbon.

FIGURE No. 127 P.—Misses' Dressy Suit.—This pictures a Misses' jacket, skirt and shirt-waist. The jacket pattern, which is No. 3008 and costs 10d. or 20 cents, is in seven sizes for misses from ten to sixteen years of age. The skirt pattern, which is No. 3089 and costs 10d. or 20 cents, is in seven sizes from ten to sixteen years old. The shirt-waist pattern, which is No. 2856 and costs 10d. or 20 cents, is in seven sizes for misses from ten to sixteen years of age.

Plain cloth and checked cheviot are here skilfully combined in the suit, which is appropriately finished with machine-stitching. The jacket is fashioned in the universally becoming Eton style and is adjusted by under-arm gores, a center seam and single bust darts. The lower edge of the jacket is scalloped, and the fronts fall a little below the waist-line. Pointed lapels, which the fronts are reversed to form, and a trim rolling collar are attractive features of the design. The small sleeves are gathered at the top.

The circular portions of the three-piece skirt overlap the narrow front-gore, a panel being thus ingeniously simulated. It is snugly adjusted about the hips, below which it falls in soft rolling folds.

The white linen shirt-waist worn with the suit has an applied seamless back-yoke pointed at the center. The fronts are rather full and are gathered at the neck and waist-line. A white linen turn-over collar, silk tie and leather belt complete the suit.

Dark and light serge or cloth may also be associated in the suit. Hercules braid, satin folds or strappings will pleasingly decorate the design if plain cloth be employed for its development. Any of the new shirtings may be selected for the shirt-waist. If preferred a wrinkled satin ribbon stock and a similar ribbon for the belt, may be worn with the shirt-waist.

Ribbon and feathers embellish the straw hat.

MISSSES' COSTUME, WITH FIVE-GORED SKIRT HAVING AN UNDER-BOX PLAITS AT THE BACK.

(For Illustrations see Page 303.)

No. 3179.—At figure No. 118 P in this number of THE DELINEATOR this costume is again represented.

A costume developed in fawn nun's-veiling combined with rose-colored satin that is revealed under an appliqué of all-over lace is here shown, appliqué lace edging and bias folds of




3155



3155

Front View.



3155

Back View.

MISSSES' COSTUME, WITH SEPARATE FIVE-GORED SKIRT.

(For Description see Page 309.)

the material supplying the trimming. The waist, which is made over a lining fitted by single bust darts and under-arm and side-back gores, is fashioned with a plain round yoke that is seamed on the shoulders. The yoke is prettily revealed by the front and backs, which are separated by under-arm gores and meet in short seams on the shoulders. At the top the backs and front are in fanciful low outline, and at the waist-line the slight fulness at the back is disposed in two backward-turning plaits at each side of the closing, while that at the front is gathered and allowed to droop becomingly. The waist is invisibly closed at the center of the back and on it is arranged a double bertha which is fancifully shaped to correspond with the graceful upper edge of the waist. The bertha is smooth and in two sections, the lower section being a little deeper than the upper one and the lower edges are slightly rounded. The neck is completed by a standing collar that is shaped to form flaring points at the back. The two-piece sleeve, which is made over a two-seam

lining, is slightly gathered at the top and is finished by a circular cuff. A crush belt of rose-colored ribbon, which is closed with a fancy buckle at the front, encircles the waist. The collar may be made without the points, if preferred.

The skirt is made quite dressy by trimming folds and consists of five gores; it is fitted smoothly at the top and an under box-plait is formed at the center of the back, where the placket is made. Below the hips the skirt ripples symmetrically and at the back it falls gracefully in deep folds. At the lower edge the skirt measures three yards in the middle sizes.

Blue serge may be combined with blue-and-white shepherd's plaid for the costume, the plaid being used for the yoke and bertha. Nun's-vailling; barège, poplin, foulard, Venetian and any of the other popular silks would also prove satisfactory for the costume. A pretty and exceedingly dressy costume for a young miss could be of satin-striped challis, with the yoke and collar of tucked silk in a contrasting color and frills of satin ribbon for trimming.

We have pattern No. 3179 in five sizes for misses from twelve to sixteen years of age. To make the costume, including the folds, for a miss of 12 years, calls for four yards and a fourth of material forty inches wide, with half a yard of all-over lace twenty inches wide to cover the yoke and collar. Price of pattern, 1s. or 25 cents.

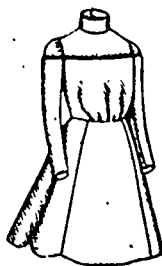
MISSES' COSTUME, HAVING A WAIST IN DROP STYLE, AND A SEPARATE FIVE-GORED SKIRT WITH CIRCULAR OVER-SKIRT. (BOTH WITH AN UNDER BOX-PLAIT AT THE BACK.)

(For Illustrations see Page 304.)

No. 3195.—At figure No. 106P in this number of THE DELINEATOR this costume is again represented.

A desirable mode for a visiting or promenade costume is here depicted made of mauve poplin combined with white

which is in the popular drop style, is made over a lining that is fitted by single bust darts and under-arm and side-back gores, and the closing is made at the center of the back. It



3161



3161

Front View.



3161

Back View.

GIRLS' DRESS, HAVING A WAIST IN DROP STYLE AND A FIVE-GORED SKIRT. (TO BE WORN WITH OR WITHOUT THE SASH.)

(For Description see Page 310.)

is fashioned with a square back-yoke and a slightly pointed front-yoke that are seamed on the shoulders, and below the yoke appear the front and backs, which are separated by under-arm gores. The backs and front are perfectly plain at the top, but at the waist-line the fulness is gathered to pouch out becomingly in front, while at the back two tiny backward-turning plaits dispose of the fulness. Pointed revers turn down from the top of the front, which is in slight V outline to correspond with the yoke, and a standing collar that is extended in points at the back completes the neck of the waist. A scalloped circular cuff finishes the bottom of the two-piece sleeve, which is made over a two-seam lining that is gathered at the top, where a cap facing is applied. Below the facing the upper portion is reversed in pointed revers, a slight V effect being thus given. A crushed belt of ribbon encircles the waist and fastens with a jeweled buckle at the front. Narrow shoulder straps may be worn with the waist, as shown in the small view, they are pointed at their ends, where they are fastened to the upper edges of the front and backs with small pearl buttons. If desired, the sleeve may be made without the reversed portions, as shown in the small illustration.

The skirt, which is in five-gored style and fitted smoothly about the hips, is fashioned with a circular over skirt that is adjusted at each side by two darts. Both the skirt and over-skirt have fulness disposed in an under box-plait at the center of the back, where the plaquets are formed, and fall in becoming undulations below the hips and in deep rolling folds at the back. The lower edge of the over-skirt is deeply scalloped at the front and sides and is gracefully rounded at the back, where it is the same depth as the skirt. In the medium sizes the skirt measures three yards at the lower edge.

A most charming costume may be made by this mode of Yale-blue, dotted satin foulard, combined with deep-ecru all-over appliqué for the yoke, collar and cap facings, frills or rows of narrow white satin ribbon or bands of appliqué lace, and white mervelle ribbon for the wrinkled belt supplying suitable and dainty decoration. Blistered crépon, nun's-vailling, barège and poplin in many novel effects combined with materials of contrasting color, may also be used for the mode. A pretty costume suit-



3173

Front View.



3173

Back View.

MISSES' COSTUME, HAVING A WAIST IN DROP STYLE AND A SEPARATE SEVEN-GORED SKIRT.

(For Description see Page 310.)


silk handsomely decorated all over with black silk braid. Black velvet ribbon in graduated widths is used for trimming and black taffeta for facing the collar and cuffs. The waist,

decoration. Blistered crépon, nun's-vailling, barège and poplin in many novel effects combined with materials of contrasting color, may also be used for the mode. A pretty costume suit-

able for an informal dance may be made of white taffeta veiled in embroidered white mull.

We have pattern No. 3105 in five sizes for misses from

twelve to sixteen years of age. To make the costume for a miss of twelve years, will require two yards and five-eighths of material fifty inches wide, with five-eighths of a yard of satin twenty inches wide for inlaying the collar and lapels. Price of pattery, 1s. or 25 cents.



3144  
Front View.



3144  
Back View.

GIRLS' DRESS

The price of the pattern is 10d. or 20 cents. By using the Pattern Check from this issue of THE DELINEATOR the purchaser can get the pattern for 6d. or 10 cents.

(For Description see Page 311.)

twelve to sixteen years of age. To make the costume for a miss of twelve years, will require four yards and an eighth of material forty inches wide, with seven-eighths of a yard of braided silk twenty inches wide for the sleeve facings, collar and yoke. Price of pattern, 1s. or 25 cents.

MISSES' TWO-PIECE COSTUME, CONSISTING OF A JACKET, AND A THREE-PIECE SKIRT WITH AN UNDER BOX-PLAIT AT THE BACK.

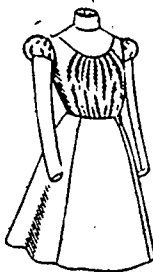
(For Illustrations see Page 305.)

No. 3178.—A very attractive costume for a young miss is here shown made of Venetian cloth in one of the new light shades of blue and the finish is given by machine-stitching. The facing of black satin on collar and lapels adds greatly to the attractiveness of the jacket, which has a scolloped lower outline and is smoothly fitted by single bust darts, under-arm and side-back gores and a center seam, the darts and all the seams save the center one terminating above shallow vents. The fronts are turned back in lapels which form notches with the ends of the rolling collar, and below the lapels the jacket closes with buttons and button-holes in a fly. If desired, the jacket may be worn open, in which case the fronts may be rolled back in long lapels. In front of the darts the jacket extends in a large rounding tab that falls below the waist-line, and the small two-piece sleeve is gathered at the top.


A front-gore and two wide circular portions comprise the well-shaped skirt, which fits snugly about the hips, the fulness at the back being disposed in an under box-plait. Below the hips the circular portions ripple prettily and at the back the skirt hangs in graceful folds. In the middle sizes the skirt measures about two yards and three-fourths at the lower edge.

Soutache or Hercules braid or self-strappings would give a very decorative finish to the costume, which may be developed in Bengaline, pastelle, poplin, serge or cheviot in any of the new shades of brown, tan or gray. One of the popular detachable piqué, linen or batiste collars which is intended for wear over the collar and lapels will add a dressy touch to this style of garment. With the costume may be worn one of the new and popular corded silk shirt-waists and a linen collar with bow tie. A narrow black leather belt may encircle the waist.


We have pattern No. 3178 in five sizes for misses from



3126



3126  
Front View.



3126  
Back View.

GIRLS' DRESS, WITH BOLEROS AND A FIVE-GORED SKIRT.

(For Description see Page 311.)

Velvet always gives a desirable touch to a gown that can be obtained by no other fabric. Heliotrope cloth and black velvet are here associated in the stylish costume, self-ruffles and

MISSES' TWO-PIECE COSTUME, CONSISTING OF A JACKET, WITH SACK FRONT AND ROUND OR SQUARE CORNERS (TO BE WORN OPEN OR CLOSED), AND A FIVE-GORED SKIRT, HAVING AN UNDER BOX-PLAIT AT THE BACK.

(For Illustrations see Page 300.)

No. 3174.—This very simply constructed costume is shown made of brown serge and finished with machine-stitching in strictly tailor fashion. Under-arm and side back gores and a center seam give smooth adjustment to the jacket at the sides and back, the center seam terminating above coat-laps. The side-back seams also terminate above coat-laps having rounding lower corners, but the fulness may be disposed in coat-plaits if desired. The fronts are reversed in lapels which extend beyond the ends of the rolling collar, and below the lapels the jacket closes in a fly, but can be worn open if preferred. Oblong pocket-laps cover the openings to inserted hip-pockets and the corners of the jacket may be round or square, according to individual taste. The small two-piece sleeves have slight fulness at the top collected in gathers.

The skirt, consisting of a front-gore, a gore at each side and two back-gores, is fitted snugly about the hips and the fulness at the back is under-folded to form a box-plait. Below the hips the skirt flares stylishly and falls in graceful rippling folds at the back. In the middle sizes the skirt measures three yards at the lower edge.

This costume will be especially suitable for school wear and either plain or rough cloth may be selected for it. Velvet may be inlaid on the collar and lapels and braid trimmings or self-strappings will give a dressy touch to the jacket.

We have pattern No. 3174 in seven sizes for misses from ten to sixteen years of age. For a miss of twelve years, the costume requires three yards and seven-eighths of material forty inches wide. Price of pattern, 1s. or 25 cents.

MISSES' COSTUME, WITH SEPARATE FIVE-GORED SKIRT.

(For Illustrations see Page 307.)

No. 3155.—This unique and dressy-looking costume is again represented at figures Nos. 115 P and 120 P in this magazine.


black velvet ribbon supplying the decoration. The waist, which is adjusted at the sides by under-arm gores and arranged over a lining fitted by single bust darts and under-arm and side-back gores, is fashioned with a deep square yoke at the front. It is smooth at the sides, but has gathered fulness that is drawn well to the center both at the top and waist-line of the front, and at each side of the fulness is arranged a graduated revers narrowing to a point at the bottom. The back is plain at the top, but at the waist-line has scanty fulness that is collected in gathers at each side of the closing, which is invisibly made at the center. The design is topped by a fanciful stock that rises in points at the back, and a crushed belt of ribbon closed under a bow at the back encircles the waist. A circular cuff that is shaped to form deep points at the back of the wrist completes the two-piece sleeve, which is arranged over a two-seam lining and slightly gathered at the top. The revers and flaring cuffs may be omitted, as individual fancy dictates.

The skirt is in five-gored style and is fitted smoothly about the hips, an under box-pleat disposing of the fulness at the center of the back. The perfect shaping causes graceful undulations to appear below the hips, while at the back the skirt hangs in deep rolling folds. In the middle sizes the skirt measures three yards round at the bottom.

A less elaborate but extremely modish costume may be made up by this design of silver-gray broadcloth, with the yoke of cloth appliqué in Persian design. Nun's-veiling, barège, poplin, as well as China crepe, Venetian silk or taffeta, are appropriate for the mode.


We have pattern No. 3155 in five sizes for misses from twelve to sixteen years of age. To make the costume for a miss of twelve years, requires three yards and seven-eighths of dress goods forty inches wide, including the ruffle to trim, with three eighths of a yard of velvet twenty inches wide for the revers, the outside of cuffs and the inside of collar. Price of pattern, 1s. or 25 cents.

the bottom and gathered at the top to form a frill heading. The side-backs are straight across at the top, while the side-fronts are extended slightly upward toward the center, and they blouse becomingly all round. The closing is made invisibly



3132

Front View.



3132

Back View.

GIRLS' DRESS, CONSISTING OF A WAIST AND A TWO-PIECE SKIRT, BOTH CLOSING AT THE LEFT SIDE. (For Description see Page 312.)

bly at the center of the back. The upper portion of the two-seam sleeve is hollowed out at the top to reveal a cap facing arranged on the smooth lining. It is finished with a gathered frill of the material that is in line with the frill heading formed on the side portions and emphasizes the drop effect. Oddly shaped cuffs that flare over the hands complete the sleeves. The neck is finished with a standing collar having two fanciful turn-over portions that flare at the front and back.

The seven-gored skirt is perfectly smooth at the top all round. An underfolded box-pleat is formed at the center of the back and falls in rolling folds to the lower edge, where the skirt in the middle sizes measures nearly three yards round. Bands of silk overlaid with lace and pointed at the bottom are arranged on all the seams of the skirt, except the center seam, with unique effect. The bands are of graduated lengths, being shortest at the back and extending below the knees at the front. A ribbon belt bowed at the back gives the final touch.

Cloth and any light-weight woollen material may be appropriately selected for the costume in combination with fancy tucking or plain silk, lace net, etc. Ribbon, braid or insertion will supply the garniture.

We have pattern No. 3173 in five sizes for misses from twelve to sixteen years of age. For a miss of twelve years, the costume requires three yards and an eighth of dress goods forty inches wide, with a yard and five-eighths of silk twenty inches wide for the center-front, center-back, cuffs, sleeve facings, collar ornaments and bands to trim, and a yard and five-eighths of all-over lace in the same width, to cover the center-front, center-backs, cuffs, sleeve-facings, collar ornaments and trimming bands. Price of pattern, 1s. or 25 cents.

GIRLS' DRESS, HAVING A WAIST IN DROP STYLE AND A FIVE-GORED SKIRT. (TO BE WORN WITH OR WITHOUT THE SASH.)

(For Illustrations see Page 308.)



3100

Front View.



3100

Back View.



3100

GIRLS' SQUARE-NECKED DRESS, WITH SEPARATE GUIMPE. (KNOWN AS THE ESTHER DRESS.)

(For Description see Page 312.)

the smooth center-backs and center-fronts that are extended to form a yoke and are joined in seams on the shoulders. The full side-portions separate in V outline at the front and back and have becoming fulness collected in shirrings at


No. 3161.—A most unusual effect is given this little dress, not only by its odd fashioning but by its development, blue suiting being combined with Scotch plaid silk. The waist, which is in drop style and made over a lining fitted by single bust darts, is fashioned with a deep square yoke that is seamed on the shoulders. The front and backs are plain at the top, but have fulness collected in gathers drawn toward the center at the bottom, the front puffing out slightly. Two

narrow shaped straps extend over the shoulders and are pointed at their ends, which are fastened to the front and back under buttons. A standing collar is at the neck, and the closing is made invisibly at the back. A circular bertha outlines the

where, with the center-front, a slight pouch effect is given. A standing collar completes the neck, and the dress closes at the back with buttons and button-holes. The backs are slightly full at the bottom, and on the waist is arranged a scalloped cap-collar which is in two sections that meet at the back, while at the front they are included in the joining of the center-front, and side-fronts for a short distance. The cap collar extends becomingly over the two-piece sleeve, which is gathered at the top, arranged over a lining and finished by a fanciful scalloped cuff that falls over the hand. The plain full skirt is gathered at the top and joined to the waist with a cording of the material.

Serge, cheviot, broadcloth, mohair or similar materials would also be appropriate for the mode and quillings of black satin ribbon may serve to give the decorative touch.

We have pattern No. 3144 in eight sizes for girls from five to twelve years of age. To make the dress for a girl of nine years, requires three yards and a fourth of material forty inches wide. Price of pattern, 10d. or 20 cents.



**3160**  
Front View.  
**3160**  
Back View.  
GIRLS' DRESS, WITH THREE-PIECE SKIRT.  
(For Description see Page 313.)

GIRLS' DRESS, WITH BOLEROS AND A FIVE-GORED SKIRT  
(For Illustrations see Page 309.)

No. 3126.—A fanciful and charming little dress is here shown made of red cashmere, the yoke and collar being developed in white silk tucking. Frills of narrow red ribbon and a crush ribbon belt of the same color prettily bowed at the back provide suitable trimming. The waist, which is smooth at the sides, is gathered both top and bottom at the front, while at the back it has slight fullness at the bottom only. It is adjusted by under-arm and short shoulder seams and is arranged over dart-fitted front and backs of lining. On the waist are arranged boleros that are included in the under-arm, shoulder and arm-hole seams. The waist is topped by a round yoke, shaped by shoulder seams and completed by a standing collar. A smooth, fanciful bertha made in two sections, the upper corners of which meet at the back but flare at the front

upper edge of the front and backs and is continued along the top of the upper portion of the drop sleeve; it is in two sections that flare slightly at the center of the front and back and ripple prettily all round. A wide sash is loosely draped about the waist and knotted in a careless though artistic manner at the back. The two-piece sleeve, which is made over a two-piece lining that is gathered at the top, where it shows a cap facing of the plaid silk, is becomingly completed by a circular cuff at the bottom. The skirt, which joins the waist, is in five-gored style and is fitted smoothly about the top, an under box-plait disposing of the fullness at the back. Below the hips it falls in ripples and at the back graceful folds appear.

If Roman-striped silk or shepherd's plaid be combined with cloth, the result will be quite as effective. Cashmere, Venetian or poplin and similar materials are also suitable for the mode.

We have pattern No. 3161 in eight sizes for girls from five to twelve years of age. To make the dress for a girl of nine years, requires two yards and seven-eighths of material thirty-six inches wide, with two yards and a half of plaid silk twenty inches wide for the sash, yoke, collar, sleeve facings and to line the bertha and cuffs. Price of pattern, 10d. or 20 cents.

GIRLS' DRESS.

(For Illustrations see Page 309.)

No. 3144.—By referring to figure No. 117 P in this magazine, this dress may be again seen.

At this time of year the mother's thoughts are, no doubt, busily occupied planning school dresses for the little maiden. A simple one is here shown developed in blue cashmere and trimmed with fancy braid. The waist, which is made over a plain lining fitted by single bust darts and under-arm and shoulder seams, is originally designed. It has a full center-front topped by a smooth narrow yoke curved up prettily at the bottom, and these portions are stylishly framed by the side-fronts, to which they are joined under side-plaits. The side-fronts are plain at the top, but have gathered fullness at the lower edge,

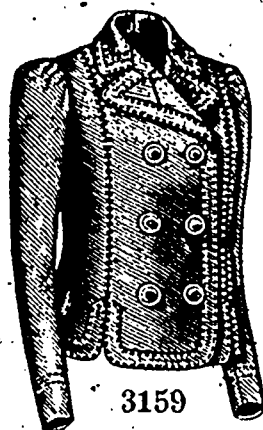


**3097**  
Front View.  
**3097**  
Back View.  
MISSES' AND GIRLS' JAPANESE WRAPPER, OR LOUNGING-ROBE, WITH YOKE.  
(For Description see Page 313.)

in line with the boleros, outlines the yoke, and the waist is closed invisibly at the center of the back. A small puff gathered both top and bottom is arranged at the top of the two-piece sleeve, which has slight fullness at the top regulated by

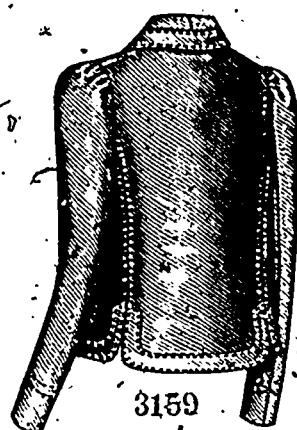
gathers. The five-gored skirt is smoothly adjusted about the hips and an under box-plait appears at the back, where the skirt falls in graceful folds.

Robin's-egg blue satin-striped challis may be associated with



3159

Front View.



3159


Back View.

MISSES' DOUBLE-BREADED BOX-COAT, WITH SIDE-FRONT SEAMS EXTENDING TO THE SHOULDERS.

(For Description see Page 312.)


guipure lace over white silk or satin for the yoke and collar, bands of lace insertion, appliqué lace, quillings, or satin ribbon frills providing pretty ornamentation. A dress of this description is suitable for party or dancing school wear. For general wear the dress may be made of a combination of serge and silk.

We have pattern No. 3126 in eight sizes for girls from five to twelve years of age. To make the dress for a girl of nine years, will require two yards and seven-eighths of dress goods forty inches wide, with three-eighths of a yard of silk tucking eighteen inches wide for the yoke and collar. Price of pattern, 10d. or 20 cents.



3134

Front View.



3134

Back View.

MISSES' DOUBLE-BREADED BOX-COAT

(For Description see Page 314.)

dress and white lawn for the guimpe, with piqué braid for decoration, a pleasing little frock will result.

We have pattern No. 3100 in ten sizes for girls from three to twelve years of age. To make the dress for a girl of nine years, calls for two yards and a fourth of goods forty inches wide. The guimpe requires two yards and three-fourths of material twenty inches wide. Price of pattern, 10d. or 20 cents.

GIRLS' DRESS, CONSISTING OF A WAIST AND A TWO-PIECE SKIRT, BOTH CLOSING AT THE LEFT SIDE.

(For Illustrations see Page 310.)

No. 3132.—Originality is displayed in this dress, which is portrayed made of bright blue camel's-hair combined with moiré silk in a deeper shade of blue, braid and buttons providing the ornamentation. The waist, which is made over a plain lining fitted by single bust darts, shoulder and under-arm seams and a center seam and closed invisibly at the front, consists of a full back and fronts that are adjusted by shoulder and under-arm seams. At the top the waist is cut in low fanciful outline both at the back and front to reveal a smooth square yoke that is seamed on the shoulders and topped by a plain standing collar. There is slight gathered fulness at the bottom, the fulness at the front being allowed to pouch prettily. The right front overlaps the narrow left front and the waist closes at the left side, the closing of the yoke and collar being invisibly effected in line with that of the waist. Attractive pointed epaulets

extend over the small two-piece sleeves, which are fitted over two-seam linings and completed by fanciful pointed cuffs that are circular in shape and flare becomingly over the hands, thus revealing the silk lining. The skirt consists of two circular portions seamed at the back and overlapped at the left side in front, where the closing is effected with buttons and button-holes to correspond with the lines of the waist. The skirt is fitted smoothly about the top and an under box-plait, which is held in position a short distance down by buttons, is form-

GIRLS' SQUARE-NECKED DRESS WITH SEPARATE GUMPE.

(KNOWN AS THE ESTHER DRESS.)


(For Illustrations see Page 310.)

No. 3100.—Different views of this dress are given at figures Nos. 110 P and 118 P in this number of THE DELINEATOR.

The tendency in girls' frocks is toward simplicity of design. A charming example of the Esther dress is here shown made of deep-blue poplin, with white China silk for the guimpe, and tasteful ornamentation is contributed by appliqué lace and narrow ribbon. The dress is fashioned with a very short body, consisting of side-fronts and side-backs that are joined in under-arm and shoulder seams and overlap a smooth center-front and center-backs. The body is in low, square outline and to it is joined the straight full skirt, which is gored at the sides, where it is seamed. At the top the skirt is gathered and the body is closed with buttons and button-holes at the back.


With the design is worn a guimpe that has full backs and a full front joined in under-arm and shoulder seams and closed at the back with buttons and button-holes. The guimpe is gathered at the neck all round and the fulness at the waist-line is regulated by a tape inserted in a casing. A standing collar finishes the neck, and the one-piece sleeve is gathered at the top and bottom, where it is finished by a wristband.

If colored piqué and all-over embroidery be used for the



3109

Front View.



3109

Back View.

GIRLS' LONG BOX-COAT, CLOSED WITH A FLY.

(For Description see Page 314.)

ed at the center of the back, and below the hips the skirt ripples prettily. The waist and skirt are joined under a plain belt that is closed at the left side under a pointed end.



For dressy occasions the design may be made of foulard or striped and dotted fancy silks and the yoke and collar cream all-over guipure lace and bands of the same may replace the braid for garniture. Barège, grenadine, étamine and similar fabrics would also develop the mode.

We have pattern No. 3182 in eight sizes for girls from five to twelve years of age. For a girl of nine years it requires two yards and five-eighths of goods forty inches wide, with three-eighths of a yard of silk twenty inches wide for the yoke and collar. Price of pattern, 10d. or 20 cents.

and dotted fancy silk, foulard, grenadine, étamine and similar fabrics may also be utilized for the design, with a contrasting material for the yoke and collar and any preferred decoration.

We have pattern No. 3100 in eight sizes for girls from five

**GIRLS' DRESS, WITH THREE-PIECE SKIRT**


(For Illustrations see Page 311.)

No. 3160.—Another view of this dress may be obtained by referring to figure No. 126 P in this number of THE DELINEATOR.

This school dress is here shown made of beige cloth combined with brown velvet and ornamented with self ruffles and fancy braid and buttons to match the velvet. The waist, which is adjusted by-shoulder and under-arm seams, is made over a lining that is fitted by single bust darts and under-arm and shoulder seams. The back is plain at the top, but has slight fulness gathered at the bottom at each side of the center, where the closing is invisibly made. Two forward-turning plaits that extend from the shoulder to the lower edge are taken up in each side of the front, which at the center is cut low to reveal the smooth square yoke. The front is gathered at the bottom and droops gracefully and the waist is completed by a standing collar, and a crushed belt of ribbon velvet closed at the back under a loop bow encircles the waist. A circular-shaped cuff that falls over the hand finishes the two-piece sleeve, which is made over a two-seam lining and is slightly gathered at the top. The joined-on skirt is fashioned with a front-gore and two circular portions; it is fitted smoothly about the hips and has slight fulness collected in gathers that are drawn well to the center of the back, where the placket is formed. Below the hips the skirt ripples in a pretty way at the side, while at the back the fulness falls in graceful full folds.

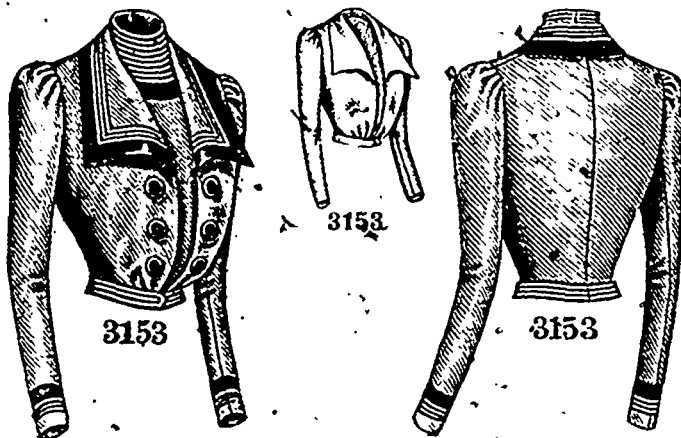
A more elaborate dress may be made up by the mode of

to twelve years of age. To make the dress for a girl of nine years, calls for two yards and three-fourths of material forty-inches wide, with a fourth of a yard of velvet twenty inches wide for the front-yoke and collar. Price of pattern, 10d. or 20 cents.



**GIRLS' REEFER JACKET. (TO BE MADE WITH OR WITHOUT THE SAILOR COLLAR)**

(For Description see Page 315.)



**MISSSES' BLOUSE-JACKET, WITH REMOVABLE VEST.**

(For Description see Page 315.)

**MISSSES' AND GIRLS' JAPANESE WRAPPER OR LOUNGING-ROBE, WITH YOKE.**


(For Illustrations see Page 311.)

No. 3097.—Pale-lavender, figured French flannel and plain flannel in a deeper tone of the same shade are associated in the comfortable wrapper or lounging-robe here pictured. It is fashioned with a yoke that is pointed at the center of the back and extends well over the shoulders, supporting the full back

and full fronts, which are gathered at the top and joined in under-arm seams. The wrapper is shaped to be low at the neck in front and finished with a collar that is made double and reversed to form a becoming V at the front. The collar is continued down the front edges of the fronts and is joined to a band, that is also made double and serves to lengthen the robe. The large flowing one-piece sleeve is gathered at the top and lengthened by a band that is double; it is quite full and falls in soft, graceful folds about the arms.

India silk and cashmere, with ribbon or lace for garniture, would handsomely develop the mode. A cool and dainty creation would result if the design be made of lawn, dainty or any of the finer textiles, with lace, insertion and edging for ornamentation.

We have pattern No. 3097 in eight sizes from two to sixteen years of age. To make the wrapper for a miss of twelve years, requires five yards of material twenty-seven inches wide, with two yards and seven-eighths of goods twenty or more inches wide for the collar and bands. Price of pattern, 10d. or 20 cents.



**GIRLS' THREE-QUARTER LENGTH BOX-COAT.**

(For Description see Page 314.)

**MISSSES DOUBLE-BREASTED BOX-COAT, WITH SIDE-FRONT SEAMS EXTENDING TO THE SHOULDERS.**

(For Illustrations see Page 312.)

pale-blue bengaline or blistered crepon combined with tacked mozzolino de soie or all-over guipure and trimmed with narrow bands of the same or frills of blue satin ribbon. Striped

No. 3159.—A different view of this coat may be obtained by referring to figure No. 116 P in this magazine.


Machine-stitching and self-strappings impart an attractive finish to the stylish coat here depicted made of tan covert cloth. The coat has a loose seamless back and box-fronts that are fitted by side-front seams extending to the shoulders. These seams terminate some distance above the lower edge to form deep vents, as do also the seams at the sides, the necessary spring over the hips being thus obtained. The fronts are reversed in lapels which form notches with the ends of the rolling collar, and below the lapels the coat closes in double-breasted style with button-holes and large pearl buttons. Pocket-laps conceal the openings to inserted side-pockets and the corners of the coat are rounded. The sleeves are in two-piece style and have comfortable fullness at the top which is collected in gathers.

Soutache braid may be substituted for the strappings if a more ornamental effect be desired. Broadcloth, serge, cheviot or any other firmly woven fabric in vogue will be appropriate for the design.

We have pattern No. 3159 in seven sizes for misses from ten to sixteen years of age. For a miss of twelve years it requires a yard and three-fourths of material fifty-four inches wide, including strappings. Price of pattern, 10d. or 20 cents.



are terms which can be admirably applied to this novel coat. The coat is particularly becoming to growing girls and is portrayed made of light-weight tan broadcloth and finished with rows of machine-stitching. The back and fronts are joined in shoulder and under-arm seams, the latter terminating a short distance from the lower edge at the top of short



Front View.

Back View.

MISSES' DOUBLE-BREASTED BOX-COAT.

(For Illustrations see Page 312.)

No. 8184.—At figure No. 120 P in this number of THE DELINEATOR, this coat may be again observed.

The coat is here shown made of cloth and finished with machine-stitching. It is in loose box style fashioned with plain fronts and a seamless back separated by under-arm gores, the side seams terminating above vents. The fronts are reversed at the top in lapels which extend in points beyond the ends of the rolling collar; below the lapels the fronts close in double-breasted style with buttons and button-holes. The openings to inserted hip-pockets are concealed by oblong pocket-laps and the two-piece sleeve is gathered at the top.

The design would look especially well developed in bright-red satin-faced cloth, to be worn with a black-and-white plaid or check skirt. Piqué, duck or linen will give equal satisfaction, and if a more dressy effect be desired, a pretty decoration of Hercules or soutache braid may be employed.

We have pattern No. 8134 in seven sizes for misses from ten to sixteen years of age. To make the coat for a miss of twelve

MISSES' WAIST. (TO BE MADE WITH A FANCY OR PLAIN STANDING COLLAR AND WITH OR WITHOUT THE CUFFS.)

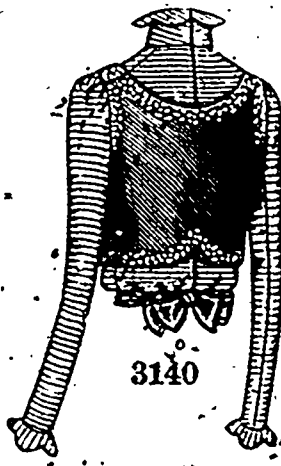
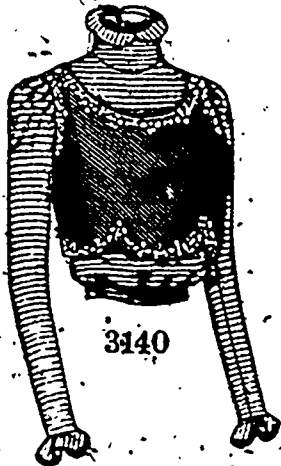
The price of the pattern is 10d. or 20 cents. By using the Pattern Check from this issue of THE DELINEATOR the purchaser can get the pattern for 6d. or 10 cents.

(For Description see Page 315.)

extensions allowed on the fronts. The coat is in loose box style, flaring well toward the bottom, and the closing is made the entire length of the front with buttons and button-holes in a fly. The fronts are reversed at the top in lapels that extend in points beyond the ends of the rolling collar, and oblong pocket-laps conceal openings to inserted side-pockets. The two-piece sleeve is slightly gathered at the top.

Serge, cheviot or any of the new herring-bone weaves are also desirable for the development of this mode, and so are piqué and duck.

We have pattern No. 8109 in eight sizes for girls from five to twelve years of age. To make the coat for a girl of nine years, requires a yard and seven-eighths of goods fifty-four inches wide. Price of pattern, 10d. or 20 cents.



Front View

Back View

MISSES' BLOUSE-WAIST, WITH SEPARATE JAQUETTE THAT CLOSSES AT THE LEFT SIDE

(For Description see Page 315.)

years, requires a yard and five-eighths of goods fifty-four inches wide. Price of pattern, 10d. or 20 cents.

GIRLS' THREE-QUARTER LENGTH BOX-COAT

(For Illustrations see Page 313.)

No. 8151.—By referring to figure No. 119 P in this number of THE DELINEATOR, this coat may be again observed.

Box-coats are gaining in popularity; the one here pictured made of cloth in one of the golden-brown shades is of three-quarter length variety. The loose fronts are separated from the seamless sack back by under-arm gores that are quite wide at the bottom, and both the under-arm and side seams terminate above shallow openings. Oblong pocket-laps conceal the openings to inserted hip-pockets, and the fronts are rolled back in stylish lapels, which extend in points beyond the ends of the rolling collar. Below the lapels the coat is closed with buttons and button-holes in double-breasted fashion. The small two-piece sleeve is gathered at the top.

A decoration of self-strappings or braid will relieve the severity of the coat, which will also look well made of Venetian cloth, diagonal or covert cloth. A very pleasing and dressy coat for a little girl may be of red light-weight broadcloth, with the collar and lapels of black bengaline silk and rows of narrow braid for trimming.

We have pattern No. 3151 in eight sizes for girls from five to twelve years of age. To make the box-coat for a girl of nine years, requires a yard and three-fourths of goods fifty-four inches wide. Price of pattern, 10d. or 20 cents.

GIRLS' LONG BOX-COAT, CLOSED WITH A FLY.

(For Illustrations see Page 312.)

No. 8100.—Simple, severe, but preëminently distinguished

MISSES' BLOUSE-JACKET, WITH REMOVABLE VEST.

(For Illustrations see Page 313.)

No. 3158.—Bright-blue serge was used for the blouse-jacket here pictured, wide and narrow silk braid and fancy buttons providing the garniture. It is adjusted by under-arm and



Front View



Back View.

MISSES' SHIRT-WAIST, WITH REMOVABLE STANDING COLLAR.

(For Description see Page 316.)

shoulder seams and a seam at the center of the back. The back is perfectly plain, but the fronts have gathered fulness at the bottom which pouches modishly. On the jacket is arranged a revers collar which has rather broad square ends and is shaped by a center seam. The fronts flare all the way to reveal a removable vest, which extends to the waist-line and is topped by a plain standing collar that, like the vest, is closed invisibly at the back. At the bottom the jacket is finished by a fitted belt that lengthens it slightly and is closed in front, the ends being pointed. The small two-piece sleeve is slightly gathered at the top.

The collar may be stylishly faced with piqué or cloth appliqué, richly embroidered, and the vest may be replaced by any of the numerous fancy fronts so popular this season. A combination of fabrics or colors may be used for the jacket and the decoration may be ribbon, ruchings or folds. A more elaborate jacket could be of taffeta, with the removable vest of silk in a contrasting color, overlaid with lace for trimming.

We have pattern No. 3158 in five sizes for misses from twelve to sixteen years of age. To make the blouse-jacket for a miss of twelve, calls for two yards of material forty inches wide. Price of pattern, 10d. or 20 cents.

GIRLS' REEFER JACKET. (TO BE MADE WITH OR WITHOUT THE SAILOR COLLAR.)

(For Illustrations see Page 313.)

No. 3182.—A broad sailor collar made of brown linen and decorated with white lace appliqué band gives a very dressy touch to the plain but stylish reefer jacket here shown developed in navy-blue serge and finished with machine-stitching. The jacket is fitted by under-arm gores and a center-back seam, the middle three seams terminating above shallow vents. At the top the reefer fronts are reversed in lapels which extend in points beyond the ends of the rolling collar, and below the lapels the jacket closes with buttons and button-holes in double-breasted fashion. Pockets-laps conceal the openings to hip pockets inserted in the fronts. The broad sailor collar, the use of which is optional, is arranged on the jacket under the lapels and rolling collar and the two-piece sleeves are gathered at the top.

The reefer jacket is a very becoming style for little girls and the one here shown can be made up in any of the smooth-faced cloths, in which case the sailor collar could be made of the same material as the jacket and trimmed with gimp.

We have pattern No. 3182 in eight sizes for girls from five to twelve years of age. To make the reefer jacket for a girl of nine years, requires a yard and seven-eighths of serge forty inches wide, with half a yard of linen thirty-six inches wide for the sailor collar. Price of pattern, 7d. or 15 cents.



Front View.



Back View.

GIRLS' GIMPE WITH ROUND YOKE AND CUFFS THAT MAY BE QUITE.

(For Description see Page 316.)

MISSES' BLOUSE-WAIST, WITH SEPARATE JACQUETTE THAT CLOSSES AT THE LEFT SIDE.

(For Illustrations see Page 314.)

No. 3140.—This waist is shown differently developed at figure No. 118 P in this magazine.

The jacquette is a marked feature of the design, which is here represented made of white silk poplin and pigeon-gray satin-faced cloth for the jacquette, appliqué lace supplying the decoration. The waist, which is made over a plain lining that is fitted by single bust darts and the customary seams, is perfectly plain at the top, but has gathered fulness at the waist which droops gracefully in blouse fashion all round. Fanciful scalloped sections flare from the top of the standing collar, and the closing is made invisibly at the center of the back.

The small two-piece sleeve, which is made over a two-seam lining and, slightly gathered at the top, is stylishly finished with a scalloped, circular cuff that flares becomingly over the hand. Over the waist is worn a jacquette that consists of a plain front and back joined in under-arm and short shoulder seams at the right side, the closing being invisibly effected at the left side. The jacquette is sleeveless and is cut short so as to show the waist effectively; it is in low, rounding outline at the top, while at the bottom it is shaped in inverted V outline at the center of the back and in a broad scolloped at the center of the front. A belt of ribbon closed under a bow at the back encircles the waist.

Heliotrope tucked taffeta for the waist and black peau de soie for the jacquette may be charmingly combined for the design. The jacquette may be covered with all-over lace embroidered with braid in a fancy design. The pattern gives opportunity for the display of individual taste, and any of the season's novelties may be used for its development.

We have pattern No. 3140 in seven sizes for misses from ten to sixteen years of age. To make the blouse-waist for a miss of twelve years, requires two yards and seven-eighths of goods twenty inches wide. The jacquette needs half a yard forty inches wide. Price of pattern, 10d. or 20 cents.

MISSES' WAIST. (TO BE MADE WITH A FANCY OR PLAIN STANDING COLLAR AND WITH OR WITHOUT THE CUFFS.)

(For Illustrations see Page 314.)

No. 3188.—At figure No. 108 P in this magazine this waist is shown differently made up.

A very stylish waist, suitable for dressy occasions, is here illustrated made of écaru Swiss taffeta, with quillings of Nilo-

green satin ribbon for decoration, a pretty color combination being thus obtained. Fancy buttons and a green ribbon belt with paste clasp give a finishing touch to this attractive model. The waist is arranged over a closely-fitted lining, and the back, which is perfectly smooth at the top, has pretty fulness arranged in two backward-turning plaits on each side of the center at the waist-line and is separated from the fronts by under-arm gores. Five small tucks are taken up in each front

below the shoulder, the resulting fulness falling prettily over the bust and being collected in gathers at the waist-line, where the waist pouches modishly. At the top the fronts are cut in oval outline to reveal a plain chemisette which is sewed at the right side and fastened at the left side. Below the chemisette each front is shaped to form two sharp points, and a high stock rising in points at the sides completes the neck, but may be replaced by a plain standing collar if desired. Six tucks are also taken up across the top of the two-seam sleeve, which is gathered at the arm-hole and made over a two-piece lining. A flaring circular cuff finishes the sleeve.

Striped or flowered satin or silk foulard and bengaline are some of the materials which may be selected to make the waist. Cheviot, serge, poplin or any soft woollen material, with braid or insertion for trimming, may also be used for the design if a plainer waist be desired.

We have pattern No. 3133 in five sizes for misses from twelve to sixteen years of age. To make the waist for a miss of twelve years, requires three yards and five-eighths of goods twenty inches wide. Price of pattern, 10d. or 20 cents.

MISSES' SHIRT-WAIST WITH REMOVABLE STANDING COLLAR.

(For Illustrations see Page 315.)

No. 3143.—Gingham in one of the pretty shades of lavender was used to make the shirt-waist here pictured. It differs slightly from the shirt-waist of past seasons by being constructed with back and front yokes. The full fronts, which are gathered both at the top and at the waist-line, pouch stylishly and are joined to smooth pointed yokes. A pointed yoke made with a center seam is applied on the seamless back, which has slight fulness only at the waist-line regulated by drawstrings inserted in casings and tied over the fronts. Under-arm and shoulder seams join the fronts and back, and the closing is effected with buttons and button-holes under a box-plait, which is applied at the right side and decorated with small buttons. Over the shaped band completing the neck of the design is worn a detachable-standing collar, which is provided for in the pattern. An underlap and pointed overlap finish the customary slash made in the one-piece sleeve, which is gathered at the top and bottom and finished with a link cuff.

Tucked white muslin would make a very pretty yoke for a waist developed in either plain or striped colored gingham. Wash-silk, dimity, Swiss or cheviot are some of the materials which will be suitable for fashioning the mode. We have pattern No. 3143 in seven sizes for misses from ten to sixteen years of age. To make the shirt-waist for a

miss of twelve years, requires two yards and five-eighths of goods twenty-seven inches wide. Price of pattern, 10d. or 20 cents.

GIRLS' GUMPE, WITH ROUND YOKE, AND CAPS THAT MAY BE OMITTED.


(For Illustrations see Page 315.)

No. 3101.—Gumpes have always been popular for growing girls and just now they are as much worn by their elders. The one here shown developed in nainsook, edging and fancy tucking and trimmed with embroidered insertion and edging is very simple and pretty. It is fashioned with a round yoke that is shaped with shoulder seams and supports the full front and full backs, which are joined in under-arm and

short shoulder seams. They are gathered at the top, while the fulness at the waist-line is regulated by a tape inserted in a casing. A standing collar completes the neck and the closing is made at the back with buttons and button-holes. The gumpe is made fanciful by the introduction of the graduated gathered caps of edging that stand out over the tops of the gathered one-piece sleeves, which are completed by wristbands.

A pretty gumpe would result if white taffetal and guipure lace net be combined, with guipure lace edging for the caps and for a decorative finish. Such a gumpe could be appropriately worn with a dress made of silk or woollen material. If a sheer textile be utilized for the dress, the same material may be selected for the gumpe and the yoke may be arranged in fine tucks between rows of Valenciennes insertion.

We have pattern No. 3101 in six sizes for girls from two to twelve years of age. To make the gumpe for a girl of eight years, requires a yard and a half of goods thirty-six inches wide, with three-eighths of a yard of fancy tucking twenty inches wide for the yoke, and three-fourths of a yard of edging three inches and three-fourths wide for the sleeve caps. Price of pattern, 7d. or 15 cents.



3175


Front View.



3175

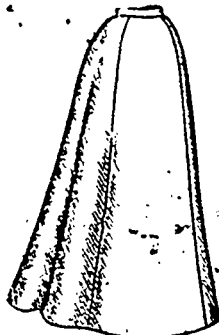
Back View.

GIRLS' GUMPE. (TO BE MADE WITH A POMPADOUR OR HIGH NECK.) (For Description see this Page.)




3139

Side-Front View.



3189



3139

Side-Back View.

MISSES' FIVE-GORED SKIRT, WITH CIRCULAR FLOUNCE, (TO BE MADE WITH THE GORES EXTENDING UNDER THE FLOUNCE OR TERMINATING AT THE TOP OF THE FLOUNCE.)

(For Description see Page 317.)

GIRLS' GUMPE. (TO BE MADE WITH A POMPADOUR OR HIGH NECK.)

(For Illustrations see this Page.)

No. 3175.—A pretty example of the over useful gumpe is here shown made of nainsook and all-over embroidery and trimmed with embroidered edging. The upper part of the gumpe is a deep yoke, which is shaped with shoulder seams and topped by a standing collar. The full front and full backs are joined under the arms and gathered at the top, the fulness

at the waist-line being regulated by a draw-string inserted in a casing. The yoke is invisibly closed at the back, and the full portions with buttons and button-holes. The one-piece sleeve is gathered at the top and bottom and completed by a wristband. If a low-necked guimpe be desired, the yoke may be cut out in Pompadour outline, in which case a narrow frill of embroidery may finish the neck.

Joined bands of Valenciennes lace insertion may be used for developing the yoke and sleeves of the guimpe, with nainsook or silk for the remainder, and a very dressy touch is added by frills of lace. An appropriate guimpe for wear with heavy woollen dresses may be made of tucked silk and ornamented with tiny chiffon ruffles. All-over lace, with rows of lace insertion would prettily develop the guimpe.

We have pattern No. 3175 in six sizes for girls from two to twelve years of age. To make the guimpe for a girl of eight years, calls for a yard and a fourth of nainsook thirty-six inches wide, with half a yard of all-over embroidery twenty inches wide for the yoke, collar and cuffs. Price of pattern, 7d. or 15 cents.

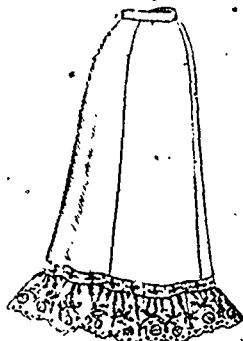
MISSES' FIVE-GORED SKIRT, WITH CIRCULAR FLOUNCE.

(TO BE MADE WITH THE GORES EXTENDING UNDER THE FLOUNCE OR TERMINATING AT THE TOP OF THE FLOUNCE.)

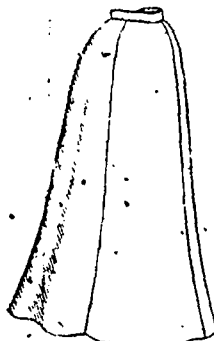
(For Illustrations see Page 316)

No. 3139.—Another view of this skirt is given at figure No. 113 P in this number of THE DELINEATOR.

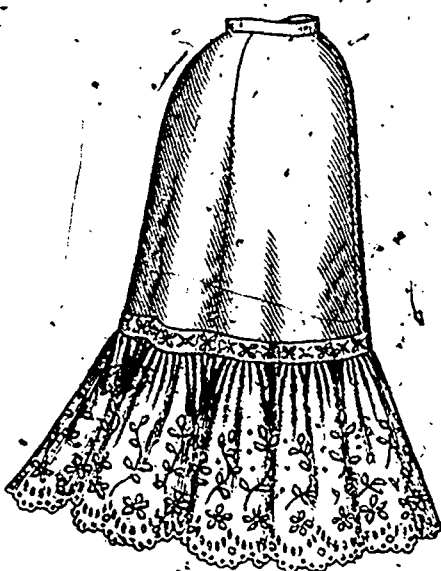
This skirt shows the clinging effect about the hips and the desired flare at the bottom. It is here pictured made of dark-blue wool grenadine, with appliqué lace for garniture. The skirt, which consists of a front-gore, a gore at each side and two back-gores, is fitted smoothly about the hips and an under-box-plait appears at the back, where the skirt falls in graceful folds. Below the hips the skirt ripples prettily, and a feature of the mode is the rippling circular flounce which is applied on the lower part of the skirt and seamed at the center of the back. The gores may extend beneath the flounce or terminate at the top of it, as preferred, and the skirt in the middle-sizes measures three yards round at the bottom. Any of the light woollens or novelty cloths may be used



3102

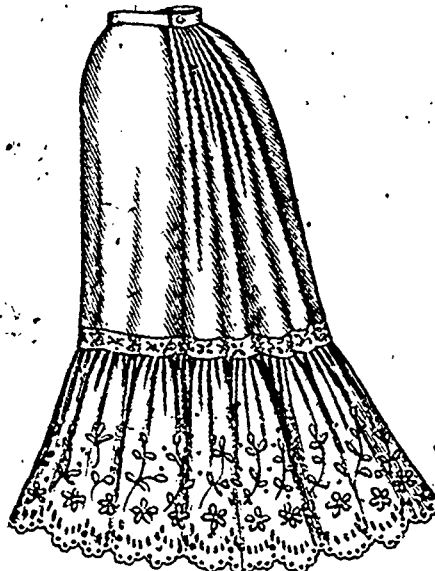


3102



3102

Side-Front View.



3102

Side-Back View.

MISSES' AND GIRLS' CLOSE-FITTING, FIVE-GORED PETTICOAT-SKIRT. (TO BE MADE WITH A DEEP FLOUNCE OR NARROW RUFFLE.)

(For Description see this Page.)

for the skirt and machine-stitching or self-strappings would supply a trim finish for the upper and lower edges of the flounce.

We have pattern No. 3130 in seven sizes for misses from ten to sixteen years of age. To make the skirt with the gores extending under the flounce for a miss of twelve years, requires three yards and a fourth of goods forty inches wide. With the gores terminating at the top of the flounce, it needs two yards and three-eighths. Price of pattern, 10d. or 20 cents.

MISSES' AND GIRLS' CLOSE-FITTING FIVE-GORED PETTICOAT-SKIRT. (TO BE MADE WITH A DEEP FLOUNCE OR NARROW RUFFLE.) (For Illustrations see this Page.)

No. 3102.—This petticoat-skirt, which is admirably adapted for wear under the clinging skirt, is portrayed made of cambrie combined with deep embroidery for the flounce and trimmed with a band of insertion. The design consists of five gores, the front and side gores being smoothly fitted about the hips, but at the back slight gathered fulness appears at each side of the placket, which is made above the center seam. A deep flounce gathered at its upper edge, where it is finished with a band of insertion, is applied on the bottom of the skirt, but it may be replaced by a narrow gathered ruffle, also headed by a row of insertion, which measures two yards round at the lower edge.

If the petticoat-skirt be developed in silk, it would be suitable for wear with skirts of sheer lawn, Swiss, organdy, etc. Lace insertion may be let in between bands of lawn for the flounce, which may be finished with frills of point de Paris lace, that is extensively used for trimming lingerie. The decoration may be more elaborate.

We have pattern No. 3102 in six sizes from six to sixteen years of age. To make the petticoat-skirt for a miss of twelve years, requires a yard and three-fourths of cambrie thirty-six

inches wide, with three yards of flouncing-nine inches wide for the flounce, or three yards and a fourth of edging four inches wide for the ruffle. Price of pattern, 10d. or 20 cents.

ASK FOR THE SPRING AND SUMMER, 1899, EDITION of our handsome "BICYCLE FASHIONS." It illustrates attire to be worn a wheel, and while principally devoted to the latest and most acceptable styles for ladies, provides also for the costume needs of men,

misses and boys. The publication has been much improved and contains a detailed explanation of the various parts of a bicycle by an expert machinist, with advice that will be valuable to all riders on the care, repair and choice of a wheel; a specially prepared paper on learning to ride; the etiquette of the wheel; touring at home and abroad; and a great variety of entertaining matter especially interesting to the devotees of this exhilarating and health-giving sport. No cyclist of either sex can afford to do without this pamphlet, which will be sent postpaid to any address on receipt of 2d. or 5 cents.



# Styles for Little Folks.

## LITTLE GIRLS' DRESS.

(For Illustrations see this Page.)

No. 3124.—Other views of this dress may be obtained by referring to figures Nos. 111 P and 122 P in this magazine.

Rose-colored cashmere for the skirt and white surah silk for the yoke and sleeves are here combined in the simple dress, a guimpe effect being thus achieved. A dainty touch is given by shoulder ties of rose-colored ribbon. The dress is made with a full, seamless yoke, which is applied on the plain body-lining. Shoulder and under-arm seams adjust the body lining and the yoke is gathered at the lower edge and turned under and shirred at the neck to form a frill heading. The skirt laps over the body lining to the yoke and is plain at the sides, but in full gathered style both at the front and back, the upper edge being turned under and shirred to form a frill heading. The skirt is apparently supported over the shoulders by ribbon tie-strings that are prettily bowed. The closing is invisibly effected at the center of the back, and the one-piece bishop sleeve, which is gathered at the top, is turned under and shirred a short distance from the lower edge to form a frill that falls over the hand.

We have pattern No. 3124 in six sizes for little girls from one to six years of age. To make the dress for a girl of five years, requires a yard and five-eighths of cashmere forty inches wide, with a yard and a half of silk twenty inches wide for the yoke and sleeves. Price of pattern, 7d. or 15 cents.

## LITTLE GIRLS' DRESS, WITH SHORT BODY, AND A STRAIGHT FULL SKIRT.

(For Illustrations see this Page.)

No. 3152.—This dress may be seen made of other material and differently trimmed at figure No. 114 P in this magazine.

Bands of heavy éeru insertion relieve this otherwise plain



3152

Front View.



3152




3152

Back View.

## LITTLE GIRLS' DRESS, WITH SHORT BODY AND A STRAIGHT FULL SKIRT.

(For Description see this Page.)



3124

Front View



3124



3124

Back View.

## LITTLE GIRLS' DRESS.

(For Description see this Page.)

dress, which is here shown made of pale-blue cashmere. The dress is fashioned with a plain square yoke seamed on the shoulder and has full lower portions joined in under-arm



3184

Front View.



3184



3184

Back View.

## LITTLE GIRLS' DRESS, WITH SEPARATE GUIMPE.

(For Description see this Page.)

seams and gathered at the top and bottom. The full portions are smooth under the arms and are arranged over a plain lining, which is adjusted by shoulder and under-arm seams.

The neck is finished by a narrow band, and the full one-piece sleeve, which is gathered both top and bottom, is completed with a narrow wristband. Smooth, scalloped caps stand out over the tops of the sleeves and the full gathered skirt is joined to the short body, which is invisibly closed at the back.

A pretty flowered organdy, with fancy tucking for the yoke will pleasantly develop this dainty little dress, which may be decorated with fine lace insertion and frills of edging. Lawn, dimity, gingham, dotted muslin or any other cotton or woollen material will be equally suitable.


We have pattern No. 3184 in six sizes for little girls from one to six years of age. To make the dress for a girl of five years, will require two yards and three-eighths of material forty inches wide. Price of pattern, 7d. or 15 cents.

## LITTLE GIRLS' DRESS, WITH SEPARATE GUIMPE.

(For Illustrations see this Page.)

No. 3184.—A very attractive dress for a little girl is here pictured. The oddly designed bertha is the special feature of the mode, which is shown made of salmon-pink cashmere and all-over guipure lace, with frills of edging for trimming. The guimpe is made of plain silk, with tucked white silk for the yoke and lace edging for decoration. The front and backs of the dress are shaped to be perfectly plain at the sides and are cut in deep square outline at the top. At the front and back the dress is laid in two box-plaits at the center, the plaits falling free from the neck and contributing pretty fullness to the skirt. The closing is invisibly made at the back. The neck is defined by the fancifully shaped bertha which is seamed on the shoulders; it ripples attractively and is shaped at the lower edge to form deep points.

The guimpe is very simply constructed and is shaped by shoulder and under-arm seams. It is plain at the top, but the fulness at the waist-line is regulated by a tape inserted in a casing; and the closing is made at the back with buttons and button-holes. A smooth square yoke shaped by shoulder seams is applied on the guimpe and a narrow standing collar




3162  
Front View.



3162



3162




3162  
Back View.

CHILD'S CIRCULAR CAPE, WITH HOOD. (TO BE MADE SINGLE OR DOUBLE)  
(For Description see this Page.)

is at the neck. The small two-seam sleeve is slightly gathered at the top.


All sorts of vailings and soft woollen goods are suited to the dress, with all-over lace or an embroidery design for the berth. The guimpe may be made of Liberty silk, crepe de Chine, taffeta, nainsook, Swiss or mull. Trimmings of ribbon, guip or lace will be selected for both the dress and guimpe.

We have No. 3184 in six sizes for little girls from two to seven years of age. To make the dress for a girl of five years; will require a yard and seven-eighths of material forty inches wide, with five-eighths of a yard of all-over lace twenty inches wide for covering the berth. The guimpe needs seven-eighths of a yard of plain silk twenty inches wide, with three-eighths of a yard of tuck silk eighteen inches wide for the yoke. Price of pattern, 7d. or 15 cents.



3123

Front View.



3123

Back View.

CHILD'S DOUBLE-BREASTED LONG BOX-COAT.  
(For Description see this Page.)

CHILD'S CIRCULAR CAPE,  
WITH HOOD. (TO BE MADE  
SINGLE OR DOUBLE.)  
(For Illustrations see this Page.)

No. 3162.—Children present a picturesque appearance, indeed, when clothed in the little capes that are now so much in vogue. A charming example of one is here shown—made of navy-blue broadcloth and lined with red taffeta, machine-stitching providing a desirable finish. It is fashioned with two circular capes, both of which are smoothly fitted at the top by a single dart on each shoulder, below which they ripple prettily. The capes are of graduated depth and the little hood is gathered at the neck and reversed at the ends. The hood is drawn into shape by an elastic inserted in a casing made near the outer edge, which forms a pretty frill. The closing is made at the neck with a hook and eye under a blue taffeta ribbon bow. If preferred, the design may be simplified by using only one cape.

Double-faced material, which requires no lining, may be utilized for the mode and self-strappings may serve as a finish. Covert, Venetian or satin-faced cloth are also suitable for the cape.

We have pattern No. 3162 in ten sizes for children from one-half to nine years of age. To make the double cape for a child of five years, will require a yard and seven-eighths of material fifty-four inches wide; the single cape needs a yard and a fourth in the same width. In either case five-eighths of a yard of silk twenty inches wide will be needed to line the hood. Price of pattern, 7d. or 15 cents.

CHILD'S DOUBLE-BREASTED LONG BOX-COAT.  
(For Illustrations see this Page.)

No. 3123.—This novel coat is made in the prevailing box style which is so universally becoming to the little ones. Light-gray double-faced cloth was utilized for the development of the coat and machine-stitching provides a suitable finish. The coat is shaped to hang loosely about the figure

and is fashioned with plain sack back and fronts separated by under-arm gores that are quite wide at the bottom. The under-arm and side seams terminate above deep vents, thus giving the necessary width at the bottom of the coat. The fronts are closed in double-breasted style with buttons and button-holes and above the closing are reversed in small lapels that are pointed and extend beyond the ends of the rolling collar. Oblong pocket-laps conceal the openings to inserted side-pockets in the fronts and the two-piece sleeve is slightly gathered at the top.

If desired, the collar may be faced with velvet and the lapels with silk in a deeper shade of the same color used for the coat, and decorated with several rows of soutache braid. Broadcloth, camel's hair, French tricot, diagonal and covert cloth could also be used with equally satisfactory results.

We have pattern No. 3123 in seven sizes for children from two to eight years of age. To make the coat for a child of five years, requires a yard and a half of goods fifty-four inches wide. Price of pattern, 7d. or 15 cents.

CHILD'S LONG COAT, WITH  
GORED CIRCULAR SKIRT,  
SLIGHTLY GATHERED.

(For Illustrations see this Page.)

No. 3107.—A different development of this coat is shown at figure No. 121 P in this number of THE DELINEATOR.

Light-weight coats are essential for the comfort of little children during the cool Autumn days, for with dresses made of sheer material a protection from chilly winds is always necessary. The present example is especially adapted for this purpose and is here pictured developed in white pique, with embroidered edging for a finish. The coat is made with

a short body which consists of plain back and fronts joined in shoulder and under-arm seams and closed at the front with buttons and button-holes. A large circular collar that is deeply scalloped at its lower edge is a feature of the mode, and a plain rolling collar that is seamed at the back completes the neck.



3107

Front View.



3107

Back View.


CHILD'S LONG COAT, WITH GORED CIRCULAR SKIRT, SLIGHTLY GATHERED.

(For Description see this Page.)

To the body is joined the gored circular skirt, which consists of two front and two back portions that are slightly gathered at the top. The two-piece sleeve is gathered at the top and



3183  
Front View.



3183  
Back View.

CHILD'S BRETON JACKET.

(For Description see this Page.)

finished by a deep turn-over cuff that is pointed at the back of the arm.


Light weight broad cloth, serge, cheviot and covert cloth are also appropriate for the design.

LITTLE GIRLS' APRON.

(For Illustrations see this Page.)


No. 3180.—Large fanciful bretelles are the distinguishing feature of the otherwise plain and useful apron here depicted. White lawn and fine embroidered edging were selected for the development of the apron, and decoration is supplied by rows of lace insertion. The apron has a seamless skirt, which is plain at the sides but in full gathered style at the front and back, and is supported by a plain yoke seamed on the shoulders. The yoke, which is in V shape at the neck, is very shallow at the center of the front and back and the neck is defined by smooth bretelles having wide ends. The bretelles give a broad-shoulder effect and their loose edges are finished with frills of embroidered edging. The apron closes invisibly at the back.

We have pattern No. 3180 in six sizes for little girls from three to eight years of age. For a girl of five years, the apron needs two yards and an eighth of material thirty-six inches wide, with two yards and five-eighths of edging four inches and a fourth wide for the frills. Price of pattern, 7d. or 15 cents.



3180

Front View.




3180

Back View.

LITTLE GIRLS' APRON.

(For Description see this Page.)



3180

CHILD'S APRON. (TO BE MADE WITH A SLIGHTLY LOW, ROUND OR V NECK AND WITH OR WITHOUT THE POINTED CUFF.)

(For Illustrations see this Page.)

No. 3099.—A dainty little apron is here represented made of white mainsook and all-over embroidery, with a pretty decoration of edging. It is fashioned with a short body fitted by shoulder and under-arm seams and is cut out in deep V outline to accommodate the yoke, which is seamed on the shoulders, and the closing is made at the center of the back.

We have pattern No. 3107 in seven sizes for children from one to seven years of age. To make the coat for a child of five years, requires three yards and three-eighths of goods twenty-seven inches wide. Price of pattern, 7d. or 15 cents.

CHILD'S BRETON JACKET.

(For Illustrations see this Page.)

No. 3183.—This stylish jacket is again represented at figure No. 122 P in this number of THE DELINEATOR.

The Breton jacket has always had its admirers; therefore, all lovers of this style will be glad of its return to the world of Fashion. Red smooth-faced cloth was here used for the jacket, which is finished with machine-stitching, wide and narrow braid and brass buttons supplying the garniture. The jacket has narrow loose-fitting fronts that are separated from the back by under-arm gores and a center seam completes the adjustment. The side seams terminate above shallow vents and on the jacket is arranged a broad sailor-collar which is deep and square at the back, the ends being continued down the fronts for a short distance in stole fashion. A marked feature of the design is the broad, smooth Breton vest that is topped by a shaped standing collar, which is also sewed to the backs and closed invisibly at the left side. The vest is prettily framed by the narrow fronts and is sewed at the right side and closed invisibly at the left side, small buttons in groups of three decorating the fronts below the collar. Oblong pocket-laps conceal the openings to inserted side-pockets in the fronts and the sleeve, which is in two-piece style, is slightly gathered at the top.

The mode would be equally attractive if developed in cadet or bright blue cloth and wide and narrow black satin ribbon may replace the braid. Venetian, covert cloth, cheviot or serge may also be employed in developing the jacket.

We have pattern No. 3183 in six sizes for children from two to seven years of age. To make the jacket for a child of five years, requires a yard and an eighth of material fifty-four inches wide. Price of pattern, 7d. or 15 cents.



3099



3099

Front View.



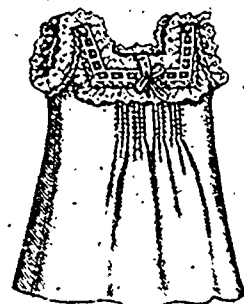
3099

Back View.

CHILD'S APRON. (TO BE MADE WITH A SLIGHTLY LOW, ROUND OR V NECK AND WITH OR WITHOUT THE POINTED CUFF.)

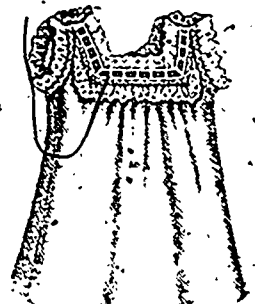
(For Description see this Page.)

with buttons and button-holes. The apron is made with slightly low, round neck, but it may be in deep V outline, in which case the yoke would be dispensed with. A gilled heading is formed at the top of the skirt, which is gathered at the front and back, but is smooth at the sides, where it is seamed. The one-piece sleeve, which is in bishop style, is gathered at the top and bottom and finished with a wrist-



3115

Front View.



3115

Back View.

LITTLE GIRLS' CHEMISE, BUTTONED ON THE SHOULDERS.

(For Description see Page 321.)



band. A pointed cuff is joined to the lower edge of the wristband on the upper side of the arm; it turns back on the sleeve and its use is optional.

Sheer dimity, lawn and Swiss would also prove satisfactory for developing the modè and joined strips of Valenciennes lace insertion and edging may supply the dainty garniture.

We have pattern No. 3099 in six sizes for children from two to seven years of age. For a child of five years, the apron needs two yards and three-eighths of good thirty-six inches wide, with three-eighths of a yard of all-over embroidery twenty inches wide for the yoke and cuffs. Price of pattern, 7d. or 15 cents.

**LITTLE GIRLS' CHEMISE, BUTTONED ON THE SHOULDERS.**


(For Illustrations see Page 320.)

No. 3115.—A dainty little chemise is here shown made of fine cambric and neatly trimmed with frills of embroidered edging, fancy-stitched bands and ribbon-run beading. The garment is simply adjusted by under-arm seams and at the front two clusters of tiny tucks are taken up at each side of the center. It is perfectly smooth at the sides, and at the top the back is slightly gathered.

The chemise is shaped to accommodate narrow yoke-bands, which overlap at the shoulders, where the closing is made with buttons and button-holes. Nainsook, dimity or lawn, with lace insertion for trimming, will make a more elaborate chemise. The yoke-bands of a dimity chemise may be developed in all-over embroidery.


We have pattern 3115 in four sizes for little girls from two to eight years of age. To make the chemise for a girl of four years, will require a yard and a fourth of material thirty-six inches wide.

Price of pattern, 5d. or 10 cents.



3137

Front View.



3137

Back View.

LITTLE BOYS' SUIT, CONSISTING OF A JACKET, VEST, AND SHORT TROUSERS WITHOUT A FLY.

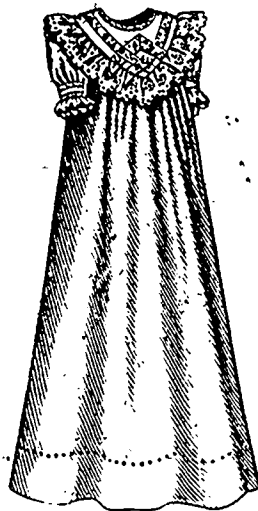
(For Description see this Page.)

figure No. 116 P in this magazine this suit is again represented. Blue broadcloth was here used in the development of this attractive suit, with silk for inlaying the lapels of the jacket, and buttons and machine-stitching for a finish. The jacket is simply adjusted with shoulder and side seams and a seam at the center of the back. The fronts flare stylishly and have rounding lower front corners; they are reversed at the top in small lapels that form notches with the ends of the rolling collar. Pocket-laps with rounding lower front corners conceal openings to inserted side-pockets in the fronts and a cord ornament is arranged on each front below the lapels. The two-

**INFANTS' DRESS, WITH BERTHA COLLAR AND A STRAIGHT LOWER EDGE FOR HEMSTITCHING. (TO BE MADE WITH A HIGH OR SLIGHTLY LOW ROUND NECK.)**

(For Illustrations see this Page.)

No. 3145.—An oddly shaped bertha-collar characterizes this attractive little dress, which is shown developed in white nainsook and daintily decorated with nainsook insertion, wide and narrow edging and fancy-stitched band. It is fashioned with a smooth yoke that is cut in fanciful outline at the bottom and seamed on the shoulders. The yoke may be high or slightly low at the neck, as preferred, and is closed at the back with buttons and button-holes. A bertha collar that is deeply pointed at the front and rounded prettily at the back is arranged on the yoke and outlines the neck when it is made low. The one-piece sleeve is in bishop style; it is slightly gathered at the top and bottom, where it is finished by a tiny wristband. The full skirt is gathered at the top, where it is joined to the yoke; it is plain under the arms and is finished at the bottom with a hemstitched hem.

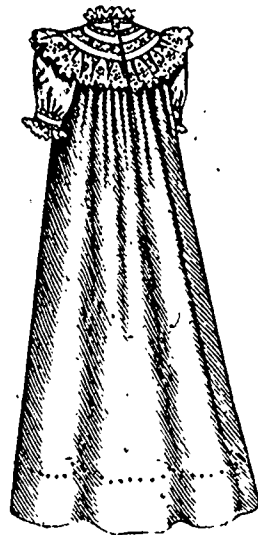


3145

Front View.



3145



3145

Back View.

**INFANTS' DRESS, WITH BERTHA COLLAR AND A STRAIGHT LOWER EDGE FOR HEMSTITCHING. (TO BE MADE WITH A HIGH OR SLIGHTLY LOW ROUND NECK.)**

(For Description see this Page.)

Equally satisfactory results may be obtained if sheer lawn or cambric be utilized for the mode and embroidery or Valenciennes insertion for ornamentation. The skirt could be elaborated with let-in bands of insertion. China silk is also suitable for the dress, in which case ribbon-run beading and rosettes of baby ribbon will supply a desirable decoration. The mode is a simple one and individual taste may be displayed in trimming the garment.

Pattern No. 3145 is in one size only. To make the dress, will need two yards and a half of material thirty six inches wide. Price of pattern, 7d. or 15 cents.

**Styles for Men and Boys.**

**LITTLE BOYS' SUIT, CONSISTING OF A JACKET, VEST, AND SHORT TROUSERS WITHOUT A FLY.**

(For Illustrations see this Page.)

No. 3137.—At

seam sleeves are fitted perfectly smooth and are ornamented with two buttons at the back of the wrist.


The vest is shaped with the customary seams on the shoulders, under the arms and at the center of the back and the closing is made with buttons and button-holes at the front. The neck is finished with a rolling collar that is notched to form revers. Side pockets and breast pockets are inserted in the fronts and pointed straps are stitched to the backs at the waist for drawing the vest in as closely as desired.

The short trousers are shaped with inside and outside leg seams and a center seam and are ornamented with a small bow and buckle tacked at the bottom of each outside seam. They are smooth at the top, where they are fitted with hip darts. Side and hip pockets are inserted and the



3110

Front View.



3110

Back View.

LITTLE BOYS' SUIT, CONSISTING OF A JACKET, MIDDY VEST, AND SHORT TROUSERS WITHOUT A FLY.

(For Description see Page 322.)

trousers are closed at the sides with buttons and button-holes. The suit is very natty and also exceedingly well adjusted. We have pattern No. 3197 in seven sizes for little boys from four to ten years of age. For a boy of seven years, the suit needs a yard and five-eighths of goods fifty-four inches wide, with three-eighths of a yard of satin twenty inches wide for inlaying the lapels. Price of pattern, 10d. or 20 cents.

**LITTLE BOYS' SUIT, CONSISTING OF A JACKET, MIDDY VEST, AND SHORT TROUSERS WITHOUT A FLY.**

(For Illustrations see Page 321.)

No. 3110.—Another view of this suit may be obtained at figure No. 112 P.

Navy-blue cloth was selected for developing this suit, with piqué for the vest and black satin for the collar facing, machine-stitching giving a neat finish. The jacket is shaped with shoulder seams, side seams that come well to the back and a center seam and extends well below the waist. The fronts are shaped low to accommodate a shawl collar that is seamed at the back and has rounding ends. They flare stylishly and square-cornered pocket-laps conceal openings to insert side-pockets in the front, and the sleeves are in two-seam style.

An embroidered emblem decorates the front of the middy vest, which is joined to the backs in shoulder and under arm seams. Side pockets are inserted in the front and finished with welts, and the vest is closed at the center of the back. A narrow band finishes the neck and the usual straps are stitched to the backs.

The trousers are shaped with inside and outside leg seams and a center seam and are fitted with hip darts. Side pockets and a right hip-pocket are inserted and the closing is made at the side.

We have pattern No. 3110 in six sizes for little boys from three to eight years of age. For a boy of seven years, the jacket and trousers need a yard and a fourth of cloth fifty-four inches wide, with half a yard of satin twenty inches wide for the collar facing. The vest needs half a yard of goods twenty-seven inches wide. Price of pattern, 10d. or 20 cents.

**LITTLE BOYS' RUSSIAN DRESS.**

(TO BE MADE WITH BYRON OR SAILOR COLLAR.)

(For Illustrations see this Page.)

No. 3196.—Russian styles are always becoming to little boys, and the dress here shown made of figured blue-and-white woollen goods combined with white piqué will be a welcome addition to the wardrobe. Decoration is supplied by narrow embroidered edging. Six small backward-turning tucks are taken up in the back at each side of the center to below the waist, where the resulting fulness falls out into the skirt in folds. The front is slashed to the waistline at the left side and a broad overlap finishes the front edge


of the slash and beneath it the closing is made with buttons and button-holes in a fly. The becoming fulness in the front is collected in gathers at the neck and the front and back are separated under the arms by side portions. Three plaits that turn from the center of the front and back are taken up in the dress under each arm; the plaits flare below the waist and give desirable breadth to the skirt, and a belt with pointed ends encircles the waist and is secured with a button and button-hole at the front. The pattern provides for a deep sailor-collar with pointed flaring ends, and for a small Byron collar that rolls gracefully and flares at the front. The full one-seam sleeves are gathered top and bottom and finished with straight cuffs.

We have pattern No. 3196 in four sizes for little boys from two to five years of age. To make the dress for a boy of five years, will require two yards and three-fourths of figured goods thirty-six inches wide, with one yard of plain piqué twenty-seven inches wide for the collar, overlap, belt and cuffs. Price of pattern, 7d. or 15 cents.



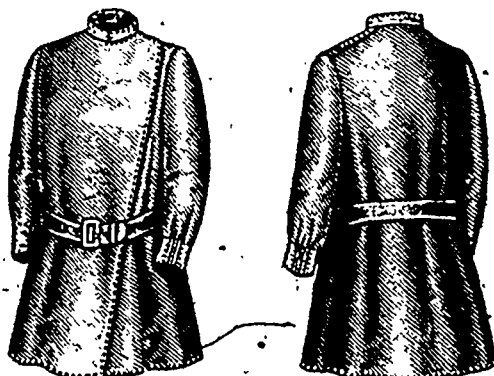
3196 Front View. 3196 Back View.  
LITTLE BOYS' RUSSIAN DRESS (TO BE MADE WITH BYRON OR SAILOR COLLAR.)

(For Description see this Page.)



3201 Front View. 3201 Back View.  
BOYS' NORFOLK JACKET. (FOR GOLFING, CYCLING AND OTHER OUTDOOR SPORTS.)

(For Description see this Page.)



3122 Front View. 3122 Back View.  
LITTLE BOYS' LONG COAT, WITH DIAGONAL CLOSING. (KNOWN AS THE RUSSIAN COAT)

(For Description see this Page.)

**BOYS' NORFOLK JACKET (FOR GOLFING, CYCLING AND OTHER OUTDOOR SPORTS)**

(For Illustrations see this Page.)

No. 3201.—Gray suiting was selected to develop the comfortable Norfolk jacket here pictured, machine-stitching giving a desirable finish. The jacket is simply adjusted by shoulder and side seams, the latter seams curving stylishly, and at the top the fronts are reversed in small lapels which form notches with the ends of the rolling collar. Below the lapels the jacket is closed in single-breasted fashion with button-holes and bone buttons. A box-plait is applied on each front and a corresponding plait is stitched at each side of the center of the back. The plaits meet at the shoulders, where they are included in the shoulder seams, and are stitched to position, being left free from the jacket at the waist-line to allow a belt, which closes at the center of the front with a button and button-hole, to pass under them. Below the belt at the sides patch pockets with rounded corners are applied on the jacket, and breast pockets are inserted in the fronts beneath the plaits. The comfortable sleeves are in two-seam style.

We have pattern No. 3201 in twelve sizes for boys from five to sixteen years of age. For a boy of eleven years, the jacket calls for a yard and three-fourths of material fifty-four inches wide. Price of pattern, 10d. or 20 cents.

**LITTLE BOYS' LONG COAT, WITH DIAGONAL CLOSING. (KNOWN AS THE RUSSIAN COAT)**

(For Illustrations see this Page.)

No. 3122.—The simplicity of this protective coat, which is in

the popular Russian style, is very pronounced. The garment is portrayed made of fine blue-serge, a neat finish being supplied by machine-stitching. The loose seamless back is joined to the fronts in shoulder and under-arm seams. The right front extends to the left-shoulder seam, lapping diagonally in Russian style, the closing being made invisibly with buttons and button-holes in a fly. The coat is drawn in at the waist with slight fullness by a belt that is secured at the front with a buckle. The standing collar closes in front. The sleeves are in one-seam style, with fullness at each wrist arranged in three small side-plaits at each side of a box-plait; the plaits are stitched to cuff depth and the sleeve is closed below the seam with buttons and button-holes.

Kersey, melton, diagonal, etc., are appropriate for developing the garment.

We have pattern No. 3122 in six sizes for little boys from two to seven years of age. To make the coat for a boy of seven years, requires a yard and three-eighths of goods fifty-four inches wide. Price of pattern, 7d. or 15 cents

**BOYS' BREECHES, CUT IN EQUESTRIAN STYLE. (FOR CYCLING, GOLFING AND OTHER OUTDOOR SPORTS.)**

(For Illustrations see this Page.)

No. 3177.—As this is the season for cycling, golfing and other sports, suitable garments for wear on such occasions are in demand. One of the newest designs in breeches is here illustrated made of cheviot and finished with machine-stitching. The breeches, which are comfortably loose above the knee, are shaped with inside and outside leg seams and a center seam and the closing is made with a fly. They are fitted tight at the knees by a dart at the back of each leg and are closed below the outside seam with six buttons and button-holes. Hip darts appear in the backs and side pockets are inserted at the outside seams. The seat is strengthened by facings of the material, and pointed pocket-laps conceal openings to inserted hip-pockets and to a small pocket in the right front. Straps are stitched to the backs for adjusting the breeches and belt straps are arranged to support the belt.

We have pattern No. 3177 in seven sizes for boys from ten to sixteen years of age. To make the breeches for a boy of eleven years, requires seven-eighths of a yard of material fifty-four inches wide. Price of pattern, 7d. or 15 cents.


**MEN'S NORFOLK JACKET. (FOR GOLFING, CYCLING AND OTHER OUTDOOR SPORTS.)**

(For Illustrations see this Page.)

No. 3200.—The Norfolk jacket is a most becoming style; this one is shown made of gray cheviot and finished with machine-stitching. It is adjusted

by shoulder seams and side seams that are placed well back and at the top the fronts are reversed in pointed lapels that form notches with the ends of the rolling collar. Below the lapels the jacket is closed with buttons and button-holes at each side of which a shaped box-plait is applied and a corresponding plait appears at each side of the center of the back. The plaits meet at the shoulders, where they are joined in with the shoulder seams and are stitched to position save at the waist-line, where they are left free to allow the belt, which is closed with a button and button-hole at the front, to pass under. Side patch-pockets which have rounded lower edges are applied on the fronts and inserted breast-pockets are concealed by the box-plaits. The comfortable two-seam sleeve is shaped to fit the arm-hole without the least fullness.

We have pattern No. 3200 in seven sizes for men from thirty-four to forty-six inches, breast measure. For a man of thirty-six inches, breast measure, the jacket needs two yards and a fourth of material fifty-four inches wide. Price of pattern, 1s. or 25 cents.



3177  
Front View




3177  
Back View

**BOYS' BREECHES, CUT IN EQUESTRIAN STYLE. (FOR CYCLING, GOLFING AND OTHER OUTDOOR SPORTS.)**

(For Description see this Page.)



3200  
Front View



3200  
Back View

**MEN'S NORFOLK JACKET. (FOR GOLFING, CYCLING AND OTHER OUTDOOR SPORTS.)**

(For Description see this Page.)


**MEN'S BREECHES, CUT IN EQUESTRIAN STYLE. (FOR CYCLING, GOLFING AND OTHER OUTDOOR SPORTS.)**

(For Illustrations see this Page.)

No. 3127.—Among the novelties of the season are the equestrian breeches, suitable alike for cycling, golfing and other outdoor sports. Fancy checked cheviot of good weight was chosen for the development of the breeches, with machine-stitching for a finish. The breeches are shaped by inside and outside leg seams and are closed with a fly. They are fitted snugly below the knees, a long dart being taken up at the back, and above the knees they bag slightly. The side seams terminate just below the knees, where extensions are allowed on the backs, and the closing is made with buttons and button-holes. The breeches are fitted about the top by hip darts, and straps buckled at the back serve to regulate them to the proper size of the waist. The seat is reinforced by shaped facings of the material, and straps are arranged at the top to support a belt. Side pockets are inserted above the outside seams and pointed pocket-laps, which are fastened with buttons and button-holes, conceal the openings to inserted hip-pockets and to a small watch pocket in the right front.

Cable-tweed and herring-bone cheviot, also covert, are suitable for the garment.

We have pattern No. 3127 in nine sizes for men from twenty-eight to forty-four inches, waist measure. To make the breeches for a man of thirty-two inches, waist measure, requires a yard and a fourth of goods fifty-four inches wide. Price of pattern, 10d. or 20 cents.



3125  
Front View



3127  
Back View

**MEN'S BREECHES, CUT IN EQUESTRIAN STYLE. (FOR CYCLING, GOLFING AND OTHER OUTDOOR SPORTS.)**

(For Description see this Page.)

## EARLY AUTUMN FABRICS, GARNITURES AND ACCESSORIES.

As the days begin to shorten and the air to freshen the question, "What am I to wear?" acquires a new significance. It is an all-absorbing topic and one difficult to dispose of, for, though purveyors of fashion as the season advances throw out innumerable hints of what will be appropriate and desirable, the individual is left to use her own judgment as to which will best fit her case. Fashion is ever such a fickle goddess that only the most faithful of her votaries are able to say to-day what must be worn to-morrow. The woman of fashion must dress for to-day; she can not always count with certainty on any fabric or mode being in vogue to-morrow. Indeed, with extreme fashions there is no to-morrow; it is always to-day—and high noon at that. Such fashions disappear almost over night, with something of the same rapidity with which the sun sinks below the horizon in tropical countries, leaving no twilight behind.

All indications point to the return of crêpons as the favorite fabric for the early Autumn months; they will probably continue in favor during the entire Winter, as they are shown in light and heavy weights. Dealers and the general public alike considered crêpons to have had their day, and it is a matter of surprise that they are once more brought to the fore. In silk, wool or cotton crêpons have always been well thought of, with but one drawback—i.e., their inclination to stretch and pull. In the shrunk crêpons shown this season this undesirable feature is not found, all the goods being strengthened by strands woven underneath.

There are all-silk crêpons, silk-and-wool crêpons, cotton and wool crêpons, with silk face of every grade. There are few of the old-fashioned striped varieties seen. The new designs show figures, discs and some curious all-over effects which are a relief. Crêpon gowns are made up with over-skirt effects—both over and under skirt being fitted close to the figure—in combination with colored silk and a profusion of lace. A handsome effect is gained by using fine jetted lace in combination with the crêpon in an all-black gown.

Scotch and English cheviots, some of them rough-faced, are standard fabrics that are shown in a long line of colorings, with combinations of checks and stripes. There is nothing that makes a more serviceable street gown than these cheviots.

A few French novelties are already shown in stripes, checks, in silk-and-wool and with figures of velvet appliquéd on a solid ground. How long their popularity will last it is impossible to state. Novelties have two great disadvantages: their cost is disproportionately high, and in a day, as the season progresses, they may become altogether *outré*.

The rough-surfaced zibeline cloths so much worn last season are brought forward for the early Autumn days; the camel's-hair effect is rather taking. Homespuns still have many faithful adherents. The goods are strong and durable, and their light weight makes them admirably suited for wear during the first cool weather.

Venetian cloths and the light-weight broadcloths hold their own in public favor and are shown in all the newest shades—blues, purples, tans and grays.

Gray is, as it has been during the Summer, the favorite color, and the handsomest gowns, no matter what the material, are in some one of its infinite variety of tones. It is a color alike becoming to old and young. With what better effect can the fair hair and pink-and-white complexion of say a miss of sixteen be set off than by a frock of pearl-gray crêpe de Chine or cashmere with fluffs of creamy lace and ribbons? Again, what more becoming and suitable for the elderly matron than a gown of gray that just matches her silvery locks? The black-and-white grays—those woven of equal threads of each and which in silk look like waves of silvery moonlight—are the best grays and the ones best suited to all complexions.

Bedford cord, which has several times made a more or less successful bid for popularity, is seen among the season's materials. The goods are in plain colors, with small figures, rings and polka-dots scattered over the surface. The fabric is substantial and wears well.

Irish poplins and those woven of all wool are bound to be prime favorites during the coming season. They drape extremely well and are shown in all the leading colors.

For mourning wear there are camel's-hair goods, poplins,

velours, poplinettes and Henrietta cloths. Than the last-named there seems to be nothing more suitable; its soft, unobtrusive folds make it the natural habilliment of woe. Modistes are using more crêpe than formerly in the development of mourning costumes, but happily without jet and feathers in combination with it. A widow's first veil must be of crêpe; it measures anywhere from two yards and a half to four yards and a half in length. When this is shortened a small face veil of net is permissible.

A stiff black collar and close-fitting cuffs have been designed for wear with mourning gowns. Over these the lawn bands are fastened securely in place, thus retaining their shape twice as long as, when they are placed directly on the gown. The bands at the wrist are fastened with a tiny button and loop and are not removed from the foundation until soiled.

The double-faced cloths with plaid backs will be universally employed for cycling and golf skirts. They are warm, without great weight and are particularly adapted to Autumn wear. In making them up it must be remembered that the bias seams stretch almost beyond belief and that allowance must be made for this; even then the skirts have to be shaped at the bottom after being worn a few times. Tan and gray cloths and light-weight broadcloth will be chosen for the majority of the tailor-made costumes for the early part of the season. Coats will be short and cloaks will be long, and heavy beavers and fine cloths in a variety of shades are shown for the ulsters which will be worn later in the season. All the tailor-made garments will be close-fitting. From the waist-line to a little below the knees the skirts will be in sheath effect, flaring considerably below. The over-skirts are fitted as close as the skirt and reach about two-thirds of the way down, unless pointed; in that case the points touch the hem of the skirt.

Taffetas in contrasting colors are used for linings, but satin makes a good showing for revers and facings. An exquisite tan-colored cloth is used to develop a costume of which the short jacket reaches just below the hips; this is lined and reversed with heavy white satin. The skirt is cut close and has a circular flounce lined also with the satin; the underfacing of the long over-skirt is of the satin, while the skirt is lined with heavy white taffeta.

A stone-gray costume has a plain skirt, cut flaring, lined with cerise taffeta. The Eton jacket is lined with the same and worn over a white silk shirt-waist. Pierced shot are threaded in bands for trimming, giving a very unique effect.

For vests and fronts of costumes the white and colored silks, corded in waving lines, are still used. There are also all-over embroideries in silks. A white taffeta done in an all-over sprigged pattern in black and a second covered with lace butterflies are effective novelties and will make a very handsome addition to either a black or other costume.

Printed satins will be used for over-dresses and bodices in combination with plain wool and silk fabrics. Some of the most effective varieties show palm-leaf designs done in Persian colors on black or white grounds.

Taffetas will hold their own for plain silk gowns, but the uncertainty about their wearing qualities will prevent many from buying them. The price seems to be no criterion of their durability.

Brocaded silks, particularly black, are as staple as the camel's-hair shawl.

The combination of both materials and colors remains the key-note of success in the costume designed to be worn indoors or out, for street, carriage or evening wear, though the symphonies in gray, tan and the other fashionable shades are by no means *passé*. An all gray or violet gown may evolve a delightful scheme in the combination of several harmonizing shades.

Even the tailor gown in some neutral tint is now brightened effectively by the vest, collar or revers—and in some instances all three—of a harmonizing or entirely contrasting color and fabric. Other examples show a braid trimming as a happy contrast. For the woman whose wardrobe contains a severely plain tailor gown these variations will prove very acceptable.

Braid trimmings and garnitures of all kinds are still popular.

Mohair, silk-and-mohair combinations, soutache, all-silk and Hercules braids are shown in a greater assortment of designs and widths than ever before and will be elaborately used on rich and costly cloth gowns.

Realistic floral patterns are fashioned from an intricate combination of silk embroidery and silk braid and are extremely effective upon rich cloth or handsome silk. One attractive sample shows clover leaves and blossoms; the blossom is of the close, heavy embroidery, while the leaf, which is very true to Nature, has tiny veins made of very fine braid or silk cord upon a closely woven background of heavier braid having a satiny lustre. The wavy, irregular outline of this trimming is especially noticeable.

Scarcely any of these braid decorations has a perfectly straight edge except the plain varieties in mohair or Hercules. An innovation among braids is the plain silk or mohair braid with either or both edges finished with a heavy crochet effect wrought in very narrow cord. Others illustrate the pulled effect—an element especially desirable where corners are to be trimmed or original designs produced. These trimmings are sold in both black and white.

Quite a novelty offered this season is the chenille band trimming. One of the numerous patterns shows the chenille cord interlaced with one of silk, suggesting a braided or plaited effect; in another a narrow band of velvet ribbon forms the center, while each edge has a twisted cord of chenille as its finish, and still another of similar design shows a silk braid instead of the velvet ribbon. This decorative feature may be procured in several different widths, in black, white and all the fashionable shades. It is particularly applicable for outlining the edges of the fashionable tunic or over-skirt, where a chenille fringe has been selected as the chief trimming. And Dame Rumor announces that fringes are to be among the Autumn novelties—an item which will be accepted happily by those who realize the possibilities of this graceful adornment. Fringes from one inch to four or five inches will be used, while the Tom Thumb variety will also play an important rôle. In some examples of the wide fringe a close-latticed effect is seen in the upper part or foundation; others show a very open mesh, while still another type exemplifies the heavy crochet effect employed in a variety of decorations this season. In another fringe a graceful wavy pattern is introduced, both the foundation and fringe being soft and silky. This form of garniture will undoubtedly be more used in the black effects, though various fashionable shades are procurable.

Belonging to the fringe family is a decided novelty illustrating an entire over-skirt of the heavy crochet effect similar in pattern to the top or foundation of one of the new types. It is shaped ready for adjustment, but is intended to cover only the front of the gown. Long, silky fringe gives the touch of completion about the bottom and along the sides. A waist garniture to match would greatly enhance the beauties of lustrous cloth or silk and would be quite appropriate.

An effective trimming consists of a broad shaped girdle, to be adjusted at the back a little below the waist and descending in front very low on the skirt. To insure the perfection of fit about the hips now so essential, these *ceinture châtelaines*, as they are termed, will prove of infinite value. Beaded lace in white and the deep shade known as ochre are used for these dressy adjuncts, and beaded passementeries are similarly employed with good effect.

Admirably adapted to bring out the charms of a perfect figure was a gown of Veronique-colored silk having a rich Oriental design in gold woven in the tissue; it was designed in Princess style, though the front deviated slightly from the severe lines of this type and was allowed to hang loosely and gracefully, being confined some distance below the waist by a handsome *châtelaine* girdle of purple and gold beads and passementerie, with a graduated fringe of beads. A pointed bertha to correspond adorned the corsage, while the ruche around the bottom of the gown completed the creation. With the gown, which was suitable for all ceremonious occasions, was worn a Rambouillet hat with maize cut and shaded purple and mauve flowers for decoration.

Cut steel will be much in evidence this Autumn in passementeries, band trimmings and separable ornaments, producing in many examples pleasing combinations of jet, spangles and vari-colored jewels.

Pearl garnitures and appliqués will also form an important item when a particularly dressy gown is to be designed for evening wear. Graceful and wonderfully beautiful are some of the corsage ornaments in garland effect composed entirely of ropes of pearls of graded sizes. For outlining the low round or

square neck of a dainty mousseline de soie or chiffon waist this garniture is especially suitable. Girdles to correspond are procurable. This style of trimming is also exhibited in jet and spangles and will lend an air of elegance to the gown of black net, *crêpe de Chine* or those exquisitely fine silk grenadines that are permitted extensive popularity while the cloth gown is as yet almost burdensome. These fashionable textiles will be profusely adorned with innumerable ruffles edged with narrow satin or velvet ribbon, bands of jet or spangles or rare laces and appliqués.

Lace combinations are fashionable, and when the cost is not to be considered the results are marvellous. In the lower priced laces also very happy effects may be attained.

Dresses of soft, flowing silk may be beautified by the adjustment of a rich lace tunic, with lace of a different style as a trimming on the waist. An example shows a dress of which the principal trimming is Luxeul lace, with narrow ruchings of Valenciennes, point de Paris or Saxony; sometimes the shade differs slightly, but this does not detract from its beauty.

In this season of extreme elaboration sparkling iridescent beads are wonderfully effective. They will be used either as beaded passementerie or to embroider the material itself, a beaded fringe being added when desired.

A moonlight effect is suggested in an evening gown of white silk embroidered in white bugles, almost the entire robe being covered with this rare adornment. The gown is in Princess style and without any other decoration than the bugles, though there is a long scarf designed to wear with it similarly ornamented and edged with a deep fringe to correspond. This idea could be easily copied by a clever woman by using cup spangles to simulate the floral pattern, which could be stamped upon the silk.

These heavy trimmings suit well the season's modes, for the reason that they weigh down the material, imparting the trim effect to the figure now so fashionable.

Robes of Irish crochet, Renaissance and La Tosca nets will remain popular for very dressy wear, as will also those of jetted and spangled nets. In some examples charmingly appliqués will be introduced with excellent effect. Tunic and Priuée's types will be made of these heavy, rich laces, and the plainest silk or soft wool will be made most attractive by their adjustment.

An exquisite waist garniture shown was composed of Brussels net, made to cover entirely a plain silk waist and fitting the figure perfectly. The decorative features were appliqués of violet silk outlined with chenille of a harmonizing shade. The design carried out a floral suggestion and was very realistic. With this accessory a waist that has seen considerable wear may be given an improving touch.

Neck trimmings and all the dainty, fluffy accessories of the refined woman's wardrobe possess a charm all their own that appeals to the artistic eye. The soft ribbon stock which has almost supplanted the linen collar and masculine tie will not easily lose its ground. The ribbon, having been passed around the neck and then brought forward again, may be tied in a simple bow having two short loops and ends; or it may be tied in four-in-hand style close to the neck in front, this knot being repeated about four inches below. Again, there may be a small bow with two loops and a knot at the throat in front, and about the same distance as in the other style it may be formed into another small bow. In the center knot of each bow a handsome Rhinestone buckle or a brooch, perhaps a family heirloom, is placed.

An entirely new collar is made high—and in some cases it is pointed at each side—of velvet studded with glistening jets and nail-heads and having a graduated jet fringe falling from the lower edge. Collars of heavy grosgrain silk with jet and cut steel associated and steel fringe are also seen, while others are represented made of mousseline de soie embroidered in spangles and jets, with the fringe of heavy jets arranged in graduated or undulating style. This particular neck adornment will be sure to meet with approval, for the jet collars worn a long while ago were given up reluctantly.

A jet or cut-steel belt made on an elastic foundation would be appropriate to wear with these collars. The buckles on these belts vary in size and design, those coming down in points at the lower edge being especially pleasing as they accentuate the waist-line—a feature that is always gratifying in these days of very long waists. Combinations of jet, cut steel and turquoise are obtainable, as is also the entire belt made of pearl beads. Ribbon belts are still fashionable and are usually selected to match the stock.

## FANCY STITCHES AND EMBROIDERIES.

BY EMMA HAYWOOD.

[MRS. HAYWOOD WILL WILLINGLY FURNISH ANY FURTHER INFORMATION OR DESIGNS DESIRED. LETTERS TO HER MAY BE ADDRESSED CARE OF THE EDITOR OF THE DELINEATOR.]

## CREWEL EMBROIDERY.

There is a growing tendency in favor of the old-fashioned crewel embroideries, especially for sofa-cushions, footstools, table-cloths, curtains and portiere borders—in fact, for anything large enough to admit of a bold, effective design. Needless to say, the new crewel work presents many modifications of the old style, both as to color and treatment.

All the designs are very bold and more or less conventional, embracing scrolls, broad leaves, impossible flowers and fruit forms that are, nevertheless, both quaint and artistic.

There is positively no limit to the freedom given the worker as to stitches; the greater the variety, the better. But it must be noted that much depends on the judicious arrangement of solid and light effects, in order to make the most of the design, otherwise the feeling of the design may easily be lost, or greatly marred. Open stitches and French knots may be freely interspersed with the solid old-fashioned crewel stitch. This stitch is, in fact, nothing more nor less than stem stitch laid in rows side by side. Long and short stitch may also be occasionally introduced, but, as a rule, it is a little too thick and heavy for crewels.

The foundation is usually of coarse linen, twilled or plain, or of some of the heavy cotton goods made especially for embroideries. The color is deep-cream, écreu or ficelle—that is, string color. Most of these goods can be obtained in widths to suit all purposes.

The designs given are specially intended for a square and oblong cushion and a table-cover, the size of which can be varied by repeating the design between the corners more than once. It will be observed that the ground, more particularly of the square cushion, is well covered. This is essential to richness; a sparse design is to be avoided for crewels. The crewel wool fills quickly, so that a full design does

not mean such an extraordinary amount of extra work. With regard to crewel wools, there is a great difference in quality.

Only the best imported wools should be used. There is no satisfaction to be derived from the use of cheap materials. The best wools are made in a great variety of beautiful art colors, since modern methods demand a much greater variety of coloring than the old Jacobean tapestries that the original crewel work professed to imitate. Nevertheless, one must be careful to keep the tones soft and harmonious, however varied.

Crewel work may be executed in a frame or in the hand, according to individual choice. If in the hand, great care must be taken not to pucker the work, although in any case it will probably need a little stretching when finished.


In considering the designs in detail we find that they admit of more than one scheme of color. They can be treated in monotone or, perhaps, in two contrasting colors; but if properly managed, the richest effects are gained by introducing as many colors as possible. Great care must be taken to see that these colors blend well and are fully shaded. A deep, rich, glowing scheme or else one embracing tones of extreme delicacy is equally admissible. The chief point to be noted is the choosing of the colors. They must be

properly balanced; all the colors must run on the same depth of tone, not putting in some strong and some delicate merely because they are attractive in the abstract.

A want of due attention to such an important matter is often responsible for the spotty, disjointed appearance of an amateur's efforts to arrange a scheme of color. It is a great help after selecting the shades separately to lay them together in a heap on the foundation, for in this way an artistic eye, even if not well trained, can at once detect a discordant note in the mass of color, just as a good ear, although it may be entirely uneducated, can detect a discord in music.

The square sofa-cushion affords opportunity for variety of coloring. It is a full, rich design, giving great scope for individual taste in the choice of stitches. Open-work

stitches show better in strong coloring and can, therefore, be used with more freedom than when working out delicate tones.



DESIGN FOR-SQUARE SOFA-CUSHION.



DESIGN FOR OBLONG SOFA-CUSHION.

In the square sofa-cushion I would suggest for strong colors, such as rich peacock-blues, russet browns, brick reds, heliotrope and olive-green, that the four large flower forms be carried out thus: The center leaflets solid, also those at the back; the large prominent leaflets in open stitches, except the turn overs, which should be solid. The solid parts must be worked in three or four shades, the open-work in one shade dark enough to show up well.

The fruit forms must be solid, following in working the direction of the shade lines to give roundness. Here again three or four shades are employed, attention being paid to reflected lights as in painting. With regard to the leaf forms the small ones may be solid, and the large ones that terminate the stems, also those from whence the flower stems start, open-work with solid turn-over edges. For delicate tones, such as salmon pink, apple green, mauve, butter color and forget-me-not blue, solid embroidery throughout would be most effective.

The same remarks apply generally to the two remaining designs. For the oblong cushion the animals can be worked solidly or else in outline with a few shade lines, as shown. The vase looks best in shades of old gold; this also may be semi-solid.

The table-cover border is particularly graceful. This could also be used successfully for silk embroidery. The seeds of the pomegranates should be worked in large French knots. Very pretty table-cloths for tea or side tables could be worked with this design in monotone to accord with the color of the room.



DESIGN FOR TABLE-COVER BORDER.

Any preferred color could be used. Delft-blue would be charming on a string-colored ground, and terracotta or olive-green would look well on cream or écru.

When finished the work can be stretched by tacking it to a board, face down, then dampening it at the back. If much puckered, try a little starch paste to keep the work from puckering again when released from tension. Allow the article to dry thoroughly, leaving it stretched for some hours. This is a much better plan for crewel work than pressing with an iron, because the iron is apt to flatten the embroidery too much, giving it a meagre look.

A word with regard to making up the cushions may be acceptable. They can be finished with a silk cord with bunches of cord at each corner, or they can be neatly joined with pushed-in corners and a double row of feather-stitching or some other fancy stitch on each side of the seam. But the most effective, although more elaborate plan, is to make eyelet-holes around the squares both back and front, the squares being smaller than the cushion, leaving a space—say from two to three inches—between them, according to the size of the pillow.

The cushion is first covered with silk or satin matching some leading color in the needlework. Over this the pieces back and front are laced with a fine cord to match the ground-work of the embroidery. These suggestions will serve for making up any kind of sofa-cushion. The last-named plan is an excellent one for any kind of work that can be cleaned readily.

## SOME FLORAL PILLOWS.

Charming souvenirs of rambles or outings are made by filling pillows with various sweet-scented flowers and leaves gathered and dried during the Summer. These will provide a delightful breath of the woods or country in the city flat or room that will amply pay for the slight trouble their preparation costs.

The sweetest and daintiest of these cushions is the rose-pillow. It is a mistake commonly made to prepare the dried rose-leaves for a pillow the same as for a rose-jar. Instead of adding spices and what-not to obtain the real rose fragrance, get your druggist to mix three drops of oil or attar of roses with half an ounce of alcohol. Spray the rose-leaves with this before putting them in their thin cotton tick and add a few pinches of rose sachet. A genuine faint odor of roses will be exhaled in the room that will be a joy, if not forever, at least for many months. The oil of roses in alcohol will cost only a trifle, and will suffice for quite a large pillow.

A wonderfully attractive rose-pillow cover recently made was of white linen lawn embroidered with wild-roses. The pillow itself was covered with pale-green silk, over which the pink roses showed beautifully. The double ruffle of the lawn was lined with pink silk and caught in at the four corners with rosettes of narrow green ribbon.

A pretty idea conceived by a girl graduatée was to fill a pillow, made from the same material as her gown, with the dried roses of her graduation bouquets.

At a June wedding the ring was borne in on a cushion made of the material of the bridal gown and filled with rose leaves saved from bouquets which the groom had sent the bride during their betrothal days.

Another girl, whose taste shows a very decided trend to violets, has a charming, orris-scented cushion filled with the dried bunches of those beautiful fragrant little blossoms, which

was sent her on the occasion of her debut and her first ball.

A pillow bound to induce dreams of the cool, fragrant woods is one whose filling is of fir needles and bits of cedar and hemlock. Make a plain cover of green denim, and in wood-brown silk embroider on it the words, "Give me of thy balm, O fir tree."

Another use for dried "needles" is to make a real Christmas pillow of them. Embroider the cover with wreaths of holly tied with red bow-knots, put a bright-red cord around it and you have a bit of Christmas cheer, with the "greens" inside and the holly outside, to send to the dear one who cannot be home for the holidays, or the friend who may live where holly and evergreen cannot be procured.

For a cushion reminiscent of drowsy days in the meadows dry the fragrant sweet clover and fill the tick loosely with it. A cover made of cool gray linen, with red clover in natural colors and large bumble-bees hovering over, is pleasing and realistic, or a few straggling sprays of red clover and the words, "Sweet is the clover the wide world over," will be effective.

Similar pillows made from wild sweet peas, properly dried, give a sweet, spicy odor about the couch.

A hop pillow has long been considered a sedative for tired nerves. Pongee silk in the natural color, with a straggling hop-vine worked diagonally across, makes a serviceable and comfortable cover, or, as hops are supposed to have a somnolent effect and poppies produce sleep also, a touch of color may be given to the room by working on the pongee a bunch of scarlet poppies, being sure to have a few of the seed pods which produce the narcotic drug.

Few of these pillows are naturally more ornamental than comfortable, but to a couch already possessed of a pile of downy cushions each is a happy addition.

KATHERINE E. MAXWELL.

# THE DRESSMAKER

## THE LAFETTE.

It is always best to sew all of baby's clothing by hand. Hand-sewing, beside being neater, is softer than machine-made seams, a matter for consideration in baby's case, for its tender skin must be carefully guarded.

The barrow-coat and flannel petticoat seams are sewed with

Stitch down the strip at each side of the center to within one inch of the bottom and make a bar-tack at the end of the stitching. Cut a slash between the two rows of stitching. (Illustration 43.) Turn the muslin over on the inside, turn in all the edges except the upper edge and stitch to position. The end may be finished square or pointed. (Illustration 44.)




ILLUSTRATION 43.



ILLUSTRATION 44.




ILLUSTRATION 45.




ILLUSTRATION 46.

run stitches, pressed apart, the edges being caught down with cat or herring-bone stitching (illustration 43) which, to avoid a too frequent repetition of these terms, will hereafter be referred to as fancy stitching. This finish is usual when the stitches are not to show on the outside. If the fancy stitching is desired for ornament, it may be worked over the outside of the seam. (Illustration 44.) The lower edge is either embroidered or hemmed. When hemmed; the hem is turned over on the right side, and the seams are discontinued the depth of the hem and sewed on the inside, the hem concealing them. (Illustration 44.) In hemming flannel

The waists of these petticoats are cut from two layers of muslin. Stitch all the edges save the lower and shoulder edges (the latter are stitched only when it is desired to close them with buttons and button-holes), then turn the waist inside out, creasing the edges sharply. Gather the upper edge of the petticoat with very small stitches, tack the center of the skirt to the center of the under side of the waist, distributing the gathers evenly. Sew the skirt to the waist and then turn the edge upward and stitch the outside of the waist over the gathers, turning under the lower edge of the waist. (Illustration 47.) Join the shoulders, if not to be closed with buttons and button-holes, and continue the stitching all along the edges.

Finish the seams of the muslin petticoat in French style. If tucks are desired, fold the skirt (after the seams have been made) where the lowest or highest tuck is to be located. Crease it evenly all round and measure from the crease the width of the tuck planned, sewing it with small run stitches. When the tucks are to be made overlapping, measure from the crease in the first tuck three times the width of the tuck and crease and sew the second tuck. (Illustration 48.) When it is desired to allow a space between the tucks, measure the depth and proceed with the second group, as before. The bottom of skirts may be finished with a deep hem or trimmed with embroidered or lace frills. Gather lace frills with over-and-over stitches and sew them beneath the lowest tuck. Embroidered frills are gathered with run stitches and the gathers are stroked. This is done by bunching the gathers closely together and fastening the thread by a pin. Then with a needle stroke each gather parallel with the lengthwise thread of the goods, under the left thumb. (Illustration 49.) Sew the frill on under a fancy-stitched band, or between the outside of the skirt and the facing, which is applied the width of a deep hem. The upper edge of the petticoat should be gathered and stroked in the same way as the




ILLUSTRATION 48.




ILLUSTRATION 47.




ILLUSTRATION 49.

frill, and the waist is made single and finished at all the edges with a bias facing of the material. The skirt is joined to the



waist as in the flannel skirt. The placket may be simply hemmed, in which case a bar-tack should be made at the end of the opening; or it may be treated as described in the other skirt.

The diaper drawers are worn outside the bird's-eye linen dia-

a neat inside finish. (Illustration 52.) When lace insertion is used, hem the edges of the tucking narrowly and sew on the lace with over-and-over stitches. Dainty yokes are made of Shirred pullings and revering. Shirr each long edge of the strips, stitch the margins of the revering and the pulling along the gath-

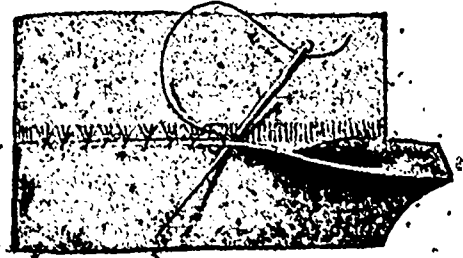


ILLUSTRATION 50.

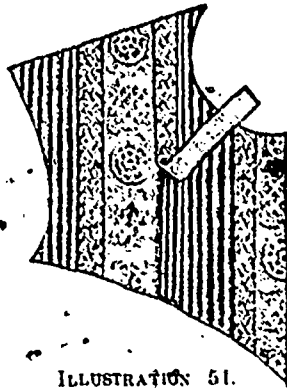


ILLUSTRATION 51.

per, and unless baby wears short clothes they are bound at the edges with cotton tape or a narrow bias strip of muslin. The seams of nainsook dresses are finished in French style.

per edge of the sleeve to the armhole and bind the arm-hole edges with a bias strip of material.

The christening-robe is frequently made of sheer mull, which



ILLUSTRATION 52.




ILLUSTRATION 53.

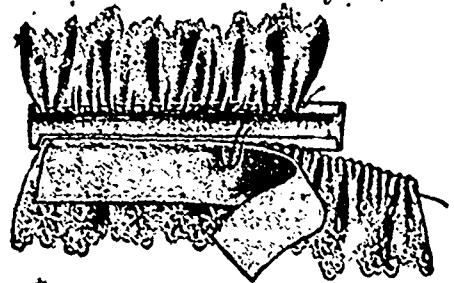


ILLUSTRATION 54.

and the bottom is completed with a hemstitched hem in any width desired. (Illustration 50.) A yoke, with which many of the waists of infants' gowns are made, may be cut from tucking or from tucking and insertion arranged in vertical or horizontal lines. First sew the strips of tucking and insertion alternately together, making the yoke somewhat larger than it is intended to be, and cut it according to the pattern. It is practical to cut a pattern from muslin and fit it before joining the materials for the yoke, especially when the materials are too expensive to allow of waste in cutting. When joining insertion and tucking, make the seams on the outside, cut them close and cover them with fancy-stitched bands. (Illustration 51.) When stitched bands are not desired, sew the insertion and tucking together and hem the edges of the insertion over those of the tucking for

requires different treatment from other materials. When frills of the material, edged with lace or fine embroidery, are used for trimming, they are put on in this way: First make a tiny roll at the upper edge of the frill, gather it with over-and-over stitches and hem it neatly to the gown. (Illustration 55.) A petticoat of similarly sheer material should be completed

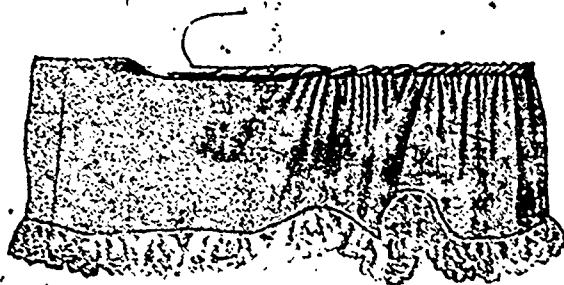


ILLUSTRATION 55.




ILLUSTRATION 56.

in the same way. Night and morning slips may have the seams joined in French style, and if it is considered desirable to use frills of the material as a trimming, the edges may be rolled and hemmed, instead of hemmed in the usual way. (Illustration 56.)

THE GRAND ALBUM OF METROPOLITAN FASHIONS.

The present form of *The Grand Album* makes it more practical and, therefore, more widely useful than ever before. A Number of Small Plates in Half-Tone are given with two or more Large Plates in each issue. The Reading Matter in the Descriptive Book is, as before, in Three Languages—English, Spanish and German. Of the Plates there are usually included in each Number: One Large and Ten Smaller Plates of Ladies' Fash-

ions. One or more Small Plates of Misses', Boys' and Children's Fashions, Plates Illustrating the Latest Ideas in Millinery, a Plate exhibiting the Newest Styles in Shirt-Waists, Basques or Skirts, etc., as may be most seasonable, and a Plate representing Styles from Twenty to Thirty Days in Advance of all our other issues. Subscription price, 12s. or \$2.00 per year. Single copy, 1s. (by post, 1s. 3d.) or 25 cents. THE BURTON PUBLISHING CO. (LIMITED)

# Girls' Interests AND Occupations.

GIRLS WHO WOULD LIKE TO MAKE pretty, dainty decorations for their tea-tables will be interested in the recent remarks of one of the best-known china decorators in New York: "In this day of tea-tables," she said, "it is quite possible for a woman, who knows nothing about ceramic art to decorate her own cups and saucers. She should procure a perfectly plain cup and saucer of graceful shape—by that I mean one free from embossing or raised effects—wash and dry it carefully and then moisten well with alcohol. Procure three bottles of lustre—pink, green and violet—and also a bottle of essence for mixing gold and a small, square shaver. Turpentine must never come in contact with lustre, as it destroys the color and leaves a purple smudge. Should a strong color be desired use the lustre in its full strength, or, if a more dainty shade be preferred, take a little of the essence on the brush before dipping into the bottle of lustre. It is best to use it from the bottle, as it evaporates very quickly when exposed to the air. The brush is easily freed from the color by washing in alcohol, which should be in a small open vessel. Have also a small dauber, made from an old silk handkerchief, and a bit of surgeons' cotton. To tint the cup, start at the top with rose lustre, and into the rose work the green delicately toward the top, deepening with violet as you go toward the bottom. You should begin to pad as soon as there is enough of the color to pad into the other, if it you wait until the entire surface is covered, it will become too dry to blend evenly. When this tinting process is complete let the piece stand until dry. Then mix the gold with the essence until it will flow freely from the pen. If too thick, it will not flow, and if too thin, it will rub off the china when it comes from the kiln. If the operator is sufficiently skilful to copy or compose some graceful design, it can be done over the lustre before firing; but if not thoroughly confident of the work, have the china fired, then apply the design by tracing. Always moisten a new pen before using the gold, otherwise it will not run. The handling of gold with a pen is no more difficult than writing with ink. If the gold is properly mixed and a little time is devoted to practice, the worker will be amply repaid with clean, firm gold lines better than any brush work could produce. Furthermore, work done in this manner possesses a commercial value and meets with ready sale."

A GIRL IN NEW YORK HAS CHOSEN the dressing of brides as a means of earning a living. She has pursued this rather novel avocation for something more than two years and has supported herself comfortably, spent two months in Europe and has a bank account enumerated by four figures. I am sure she can be numbered among successful women breadwinners, and as such her methods will be of interest to other women workers. When she learns of an engagement she calls at the home of the prospective bride and offers her services. If accepted, she comes into the house the morning of the wedding, or the day before, and assumes entire charge of the bride and her trousseau. Her first care is to see that the bride is relieved of all worry and does not overexert herself. So she insists on her remaining quietly in bed for the greater part of the day. Then she is careful to have the wedding costume perfect in every particular, so that when the time comes for the actual dressing there will be no delay. Next comes the packing of the trousseau; and those who have enjoyed the services of this young woman declare that her trunk packing leaves absolutely nothing to be desired. She makes inventories of the contents of each trunk, which, together with directions where each article can be found, are written in a dainty little note-book that is put into the bride's travelling bag. She goes to the church with the bride, is the last to give her veil and train the final touch, and on the return of the wedding party makes whatever alterations are necessary in the bridal toilette. Of course, she is careful to keep up with the latest styles in everything connected with brides and weddings. She is frequently called on to assist in the selection of trousseaux and visit dressmakers and tailors with the bride. Her customers are

almost exclusively among the well-to-do city families—girls who wish to appear at their very best on the most eventful day of their lives and yet are not able to employ a competent French milliner or patronize the exclusive and high-priced costumers whose habit it is when furnishing a wedding outfit to see that the bridal toilette is properly put on. This young woman claims that she fills a long-felt want and that there are such openings in all the large cities of our country.

GIRLS WHO ARE FOND OF FLOWERS will congratulate themselves when they learn that window gardening is the latest fad among fashionable girls this Autumn. It is a charming hobby and one which precludes all idea of selfishness, for flowers, like the sun, cheer all who come within sight of their brightness. Houses that have heretofore looked gloomy are brightened and almost humanized by the gay masses of color in their windows. Small, plain houses are beautified by running vines and sweet blossoms on the window ledges. Almost every girl of my acquaintance has made arrangements for a window garden in her bedroom or her den to furnish brightness during the coming Winter. One was telling the other day of the success of her window-gardening at her Summer home. She said every window ledge in the house was a mass of sweet peas and that they blossomed most profusely. "One day," she added, "as I stood at one of the front windows snipping off the dead leaves an old colored man stopped to gaze up at the brilliant blossoms. After lingering for several moments, he turned off reluctantly, murmuring, 'Them blossoms jes' remind me uv my young mistis an' makes me think I'm a boy argin. De Lord sholy did make flowers.' And," continued the narrator, "I always intend to keep as many growing plants about me as possible in the hope that others beside that old black man may be reminded of a happy youth and the goodness of our Creator. But unfortunately sweet peas belong to Summer months and cannot be grown in the Winter. However, there are many lovely plants, with bright, beautiful blossoms, which do not need so much sun and will grow to perfection indoors. There are several varieties of orchids that appear to be particularly popular for this purpose just now, and the florists claim that they will grow and blossom as freely as the hardiest of the fish geraniums.

GIRLS WHO POSSESS LARGE HAND-PAINTED BUTTONS may consider themselves lucky, as they are more popular this season than ever before. Many of the loveliest that I have seen are the handiwork of the owners. Those of one set which was especially beautiful and artistic were of white china or enamel set in rims of Delft-blue china. On them was painted in gold the monogram of the wearer, who was also the decorator.

THE LONG, NARROW SOFA-PILLOW is the fad just now among girls who are fond of fancy-work. They have busied themselves by making them during the Summer, and now that they are turning their faces homeward they are deciding where they can be placed with the best results during the coming Winter, when cosy corners are so desirable. These pillows should measure sixteen by twenty-eight inches, and may be covered with any bright-colored material.

SOME SENSIBLE YOUNG WOMAN has introduced the fad of rising early. No more lolling in bed until ten o'clock and having one's breakfast brought up to be eaten in bed. Many of the fashionable girls of to-day get up at half-past six o'clock in the morning, take a cold bath, breakfast either in their golf or bicycle suit or riding habit, and are out in the open air until after eleven. An early breakfast is, without exception, one of the most practical of fads, and one which will appeal strongly to women who live in the country.

GIRLS WHO ARE ESPECIALLY CONCERNED about the wedding ceremony will do well to consider a fashion introduced by one of the season's most stylish brides. She declined to follow the time-honored custom of wearing white at her own wedding. Rose pink is her color, and white is most unbecoming; so she claimed that as she wished to look her best, she had a right to be married in rose pink. She not only wore a gown of that shade, but her veil, which was most becomingly arranged and reached to the bottom of her train, fell about her like a soft pink cloud. Then, too, there is often the question of future use in choosing one's wedding gown, and colors are as a rule more economical than white.

LAFAYETTE McLAWS.

# MILLINER

## LADIES' SHEPHERDESS HAT.

The shepherdess shape retains its popularity, and when good taste is exhibited in its decoration it is attractive and becoming to almost every face. The coquettish dip at the front emphasizes its charms and is an

especially commendable feature in that it is a protection from the sun's glare. Billows of chiffon, mousseline de soie, tulle or taffeta silk effectively trim this stylish shape, as do also flowers and velvet combined

with taffeta silk is placed at the left side. A veiling of net is pleasingly draped over the velvet and silk, while from the midst of these puffs rise two white Mercury wings. Two large bunches of white violets and their foliage rest effectively upon a bandeau at the back under the brim. The shape is of fancy straw and has the usual dip over the face and the bent brim at the back. (Illustration 42.) The method of folding the velvet is extremely simple (illustra-



ILLUSTRATION 42




ILLUSTRATION 43.




ILLUSTRATION 44.



ILLUSTRATION 41.



ILLUSTRATION 46



ILLUSTRATION 47.



ILLUSTRATION 48.

with plain or corded silk. Another fancy is the disposal of long, sweeping plumes at each side which fall over the brim at the back. These may be supplemented by an aigrette caught in the front of the hat with a Rhinestone buckle, and very short feathers may be adjusted upon the bandeau under the brim at the back: chiffon rosettes may be similarly disposed. A pleasing creation in this style would be a butter-colored fancy straw having a brim facing of black and disposed upon the brim and about the crown a wreath effect in black and yellow poppies.

The wreath to be in most approved style must rise high in the back and graduate toward the front, where three black curling quills should be adjusted. The poppies should be arranged upon a bandeau under the brim at the back.

Any preferred color may be secured in this stylish shape—turquoise with a self-colored or white brim-facing, rose-pink, gray, violet, black, white, etc.

Black and white effects are quite as popular in hats of this description as in others, and with a little ingenuity in the decorations very attractive results




ILLUSTRATION 45.

may be obtained. with straw (Illustration 47), upon which rests a large bunch of violets and their leaves. (Illustration 48.)

tion 48), and that of the silk is equally so. (Illustration 44.)

The velvet, which is cut on the bias, requires a fourth of a yard of the material, while one yard of taffeta silk is necessary. The velvet is folded in three folds, and the bias ends are formed in puffs, through one of which an oblong cut-steel buckle is caught. (Illustration 45.) Over these velvet and silk folds is draped a yard of net. The Mercury wings are placed close together, as at illustration 46, and give becoming height to the hat. Arranged beneath the brim at the back is a bandeau made of wire and covered

## EARLY AUTUMN MILLINERY.

There should be little difficulty this season in selecting that most important and bewitching item of the wardrobe, the head-gear. Shapes that droop well forward will retain their popularity with many women, while the *retrograde* effect will find equal favor. The woman of good taste and judgment will cling to the particular shape she knows to be becoming, notwithstanding the fact that some widely differing type may be the fancy of the hour. Becomingness should always be the chief aim.

Where one is unable to possess a hat to match each costume, the few it is possible to obtain should be carefully chosen. An all-black hat is a useful and economical purchase and is almost universally becoming when the correct shape has been studied. For ordinary wear huge bows of taffeta, corded or tucked on the edges and wired to the desired shape, or those of velvet, plain or stitched, or ribbon velvet will prove an appropriate and stylish trimming. The round or sailor types are more often chosen for this decorative feature than those of fancy or irregular shape. The velvet bows are made from narrow strips of the material cut bias and ornamented in some cases with a row of stitching on each edge, while in other examples there are several rows placed at regular intervals. All decorations, it is rumored, are to be massed high upon the Autumn hats, in many cases almost concealing the crown. Trimmings will undoubtedly assume proportions bordering upon exaggeration ere the fact or fancy will have exhausted itself. Unless the face is characterized by the roundness and freshness of youth one had best study other effects, for the style is a trying one. For the majority of wearers the hat should be medium in size and given a rather broad effect in its decorations, as this makes the face appear much fuller. Ostrich plumes bid fair to be generally used in trimming hats of this type. The plume, to insure satisfaction and suggest a certain rich elegance attained in no other ornamental feature, must be of good quality. No refined woman will submit to having cheap or tawdry decorations.

Each season has its own style in outing hats, or one to be worn upon ordinary occasions. The small cut illustrates a type nearly

kin to those worn all Summer, but varying in these points: the brim is rolling and the crown quite high, though the walking shape is quite discernible withal. It is represented in a soft gray felt. A soft twist of gray taffeta is placed around the crown and brought a little toward the left side of the front, where it forms a large wing bow. A huge wing stands straight, while another falls gracefully over to the front. The silk is finished on the edges with several narrow tucks. A buckle in dull gold holds the bow in position. This hat would be a fitting completion to a tailor gown of gray chevot.

Just now there is a decided novelty shown in the weather-proof plume. It

is absolutely proof against all dampness, a fact which will at once establish it in favor. The process necessary to insure this result gives the plume a full, fluffy appearance which is very pleasing. Boas are made of these plumes also and will be much worn.

An unusually stylish toque of panne velvet is designed to be worn far back from the face and with the hair in a soft Pompadour. The velvet is arranged in a particularly graceful yet simple manner. Directly in front are three Mercury wings in shaded gray, two standing very high and the third falling over to the left side against the brim. The touch of completion to this toque is the large rosette of velvet in a contrasting shade. This stylish effect is seen in the second illustration.

Couteaux feathers will increase in popularity as the season

advances, and some of the samples shown are wonderfully attractive. Spots and other designs are painted on them in white, the feather itself being generally black, brown or dark-blue. For real service this adornment will be appreciated. Hats intended for more dressy wear will have these same feathers more elaborately painted. The argus and birds of the same type are closely imitated in these decorative schemes. Velvet wafers are sometimes applied to give greater effect to the eyes.

Black and white was chosen as the color scheme in a stylish hat intended for ceremonious wear. The entire creation is composed of tulle and jetted or spangled net and velvet. The crown is of white tulle and is very full, rising in soft billows all over and the brim is of spangled black net. The hat flares from the face, and is held up with two large rosettes, one of white and the other of black tulle, a little toward the left side. From these rosettes rise two wired pompons of tulle, carrying out the same idea. The third cut illustrates this effect.

In the next illustration is shown another hat of flaring shape. Rich ruby velvet tucked all over formed the hat. Where the brim rolls back from the left side is arranged a large bunch of elegant silk and velvet roges with their foliage, the whole very true to Nature's colorings. The hair should be softly waved and arranged fluffily to insure becomingness when this rather trying shape is selected.

Louis XV. bows and other devices are illustrated in the most delicate colorings, as are also brilliant-hued butterflies with wings of metal-textured gauze. Fruits, nuts and berries will be used in this extensive field of decoration, and their rich colors are most suitable for this season where a touch of life is required to give character to what would be a *sombre ensemble*.

To correspond with the luxurious spangles and jets so universally used in dress adornment this season, these same scintillating, iridescent ornaments will be brought in extensive use for elaborate hats or bonnets: and certainly there can be no richer or more elegant trimming upon a lustrous velvet or handsome net for evening and ceremonious wear.

The last illustration shows a very simple hat suitable for rainy weather or outdoor sports. It is a gray felt in somewhat the sailor type, with the brim slightly rolling and the crown indented. A band of black velvet is neatly adjusted about the crown, while very narrow velvet binds the edge, and an odd feathery breast in gray and black gives height to the left side.

An exquisite turban shows a soft crushed crown of geranium miroir velvet coming up to a decided peak in the center, with a rolled brim of spangled mohair. About the crown was a simple twist of velvet meeting in front, where it was carelessly knotted. Two handsome black tips rose from the knot and were held with a brilliant Rhinestone cabochon. The brim, just beneath the knot of velvet, was secured to the crown in an artistic manner. Resting upon the hair on the left side were two gloriously shaded crushed roses, carrying out the tint of the crown. This charming creation would be in perfect taste with the spangled net robe over geranium silk to be worn upon a very ceremonious occasion.

An Amazon or walking hat in beige felt is a fitting comple-





STYLISH AUTUMN MILLINERY.

(Described on Page 315.)



6



9



8



7



10

STYLISH AUTUMN MILLINERY.

(Described on Page 335.)

tion to a gown of broadcloth in the same soft exquisite shade. The brim is rolling and is made especially attractive by the tucked effect exhibited upon it. A very full roll of velvet in a darker shade is wound around the crown and loosely knotted in front, and in its center a round gold buckle attractively shows. Shaded eog feathers are adjusted in rather an odd manner on each side, rising quite high in the center and graduating toward the front and back. The delightful bit of color introduced in this somewhat sombre creation is due to the realistic pauses in all their shaded beauty lying just beneath the brim at the back arranged on a bandeau.

A blue French felt in sailor shape had as its only decoration a band of stitched velvet of a darker shade about the crown and arranged in a very full, high standing bow just in front. The velvet in the bow was similarly stitched, and the knot held a cut steel buckle. Rosettes of velvet were under the brim at the back. Should a touch of bright color be desired, cherries or berries with their foliage might supplant the velvet rosettes. A hat of this type would be suitable for the business woman or for shopping.

Artistic in the extreme is the odd shape attained in a large hat made of fancy braid. The brim is wide and gracefully bent in a fantastic shape, suggesting a fair-haired, rosy-cheeked face beneath it. There is no color introduced in this mode. Black taffeta forms the trimming around the crown and is arranged near the center of the front in one huge rosette having the edges tucked. It is secured by a gilt and Rhinestone ornament,

which also holds the ends of two rarely beautiful quills that are brought low down on the left side against the brim, which is turned up just here. The quills are curling and have upon each end a large Rhinestone supported upon a chenille base. The entire creation is much out of the ordinary and is so simple in style it can easily be copied in some fashionable shade, though all-black is decidedly distinguished.

Similar in style are the very light gray and tan felts that have been a popular fancy during the Summer and which will be worn for outing purposes until very late in the season. Velvet will likely take the place of the soft folds of crêpe de Chine, though the eagle quills will hold their own.

One of the daintiest head-dresses seen for evening wear is composed of heavily and richly embroidered gold cloth. The lustrous cloth formed an exquisite background for the gilt spangles and Tuscan buttons which composed the artistic devices wrought in this beautiful embroidery. The shape of the bonnet suggested the old Dutch type. In front were two wings of rare lace adorned with the iridescent embroidery on the edges. Holding the airy, fairy-like wings in just that position suggesting immediate flight was a dull-gold buckle, of wreath-like shape, perfectly plain except for the torch at the top. Lower on each side a smaller wing was adjusted. A bow of black velvet ribbon in broad-effect was on the crown at the back and gave that note of character so essential in a perfect bit of art.

This same fancy shown in spangled and heavily jetted net would be most attractive and stylish.

#### DESCRIPTIONS OF MILLINERY PLATES. (PAGES 333 AND 334.)

FIGURE No. 1.—The toque here illustrated is particularly pleasing and becoming to the full round face of a youthful wearer. It is fashioned of velvet, with the brim veiled in heavy butter-colored lace. Two large black plumes are adjusted on the right side and two of similar size, in white, are placed on the left side, the largest of both the black and white plumes rising from the center of the toque in front. A white aigrette stands erect between the black and white plumes, giving attractive completion to the dainty little toque. This mode of decoration gives both breadth and becoming height.

FIGURE No. 2.—A very handsome round hat is shown at this figure. It is covered with velvet in a light-fawn shade. The crown is perfectly smooth, while the brim is laid in easy folds. A very full piece of golden-brown velvet is draped about the crown, almost concealing the brim at the back, and caught up at the right side with a dull-gold buckle. Another gold buckle of similar design secures the graceful brown plumes, which rise attractively toward the left side of the front. A narrow cord of the dark velvet gives a pleasing finish to the edge of the brim. Richly shaded red roses with their foliage give charming life to this creation. They are arranged under the brim at the back.

FIGURE No. 3.—This large, picturesque hat is made of fancy straw. It has a very wide brim that flares off the face in a manner particularly becoming when the fashionable Pompadour style of dressing the hair is adopted. It is an example of artistic blending of two shades of violet. The hat and ribbon trimmings are of a light shade, while the long elegant plume is several shades darker. Directly in front is a large many-looped bow of taffeta ribbon having a fancy edge. The bow is secured against the flaring brim with a small gold buckle set with amethysts. From the bow the long plume falls gracefully over on the left side, resting on the brim. Just a little to the left side, resting on the hair, is a smaller bow of the ribbon with similar ornamentation in its center.

FIGURE No. 4.—This hat revives the becoming style of flaring the brim at the side. To some faces this mode is wonderfully becoming, while others should study softer outlines. It is shown in chiffon made over a wire frame. Two very long white plumes lend an especial charm to the mode. One is arranged to fall back from the front on the left side, while the other rests upon the rather broad brim at the right side. A *chou* of moss-green velvet rests at the base of the plumes and is caught with a jewelled ornament. Three huge American Beauty roses rest upon the hair against the upturned brim. For carriage or very dressy wear this hat is especially suitable.

FIGURE No. 5.—Blue straw in a fancy weave was used to make this stylish hat, which is a fitting supplement to a street costume. The shape is round and will prove almost universally becoming. The crown is high and has the rather odd

trimming of velvet ribbon and bows resting against it. Two plumes are used in its decoration, being arranged at the left side.

FIGURE No. 6.—Black and yellow was the color scheme chosen for this hat. It is round in shape, suggesting the short-back sailor type. The hat is of black straw and receives its decorations from the soft drapery of yellow taffeta dotted with black, which is arranged gracefully around the crown and upon the brim; also the ox-eyed daisies and two black plumes. The brim is slightly tilted at the left side toward the back, and the daisies may be placed here with pleasing effect.

FIGURE No. 7.—The ever popular black-and-white idea is expressed in this little toque. It is made of black velvet, carelessly draped over the crown and rolling brim. Just in front is a large spread bow of the velvet covered in spangled net. Rising as though in flight are two white and two black mercury wings. This is a very useful hat and may be worn upon almost any occasion where extreme dressiness is not demanded.

FIGURE No. 8.—There is a decided air of good style about this modish creation. Again the black-and-white idea is expressed charmingly. The hat is a round white straw with perfectly straight brim. Black spangled gauze ribbon is lavishly used in its decoration. It is carelessly twisted about the low crown and forms a very large bow with standing loops a little to the left of the front. Through this knot of the bow are thrust fancy jewelled pins. Three black plumes complete the attractive decorations, one falling over toward the front and the other two toward the back and left side. This is an appropriate carriage hat or for afternoons when a dressy gown is worn.

FIGURE No. 9.—Ribbon, feathers and flowers unite in making this hat attractive. The brim is raised a little at the left side, being held in position by the shaded roses that rest upon the hair. Black velvet is used to face the brim and adds a delightful bit of character to the mode. Striped ribbon is made into a broad bow a little toward the left of the front. Between the loops two plumes and an aigrette are arranged pleasingly. The hat is Milan straw, though a felt shape would be equally stylish.

FIGURE No. 10.—A very dressy hat which will be a welcome addition to the wardrobe is here shown of butter-colored straw trimmed with broad Liberty satin ribbon and shaded roses. A large bow of the satin ribbon is adjusted at the left side and great masses of richly shaded roses with their foliage gleaming through effectively are banked up on the right side and in front. Under the brim is a bit of tracing done with narrow black velvet ribbon that imparts the correct tone to the creation. A few of the roses rest under the brim, which is slightly raised at the left side. This same idea expressed in white and pink would be charming.

## THE ART OF KNITTING.

## ABBREVIATIONS USED IN KNITTING.

k.—Knit plain.  
p.—Purl or, as it is often called, seam.  
pl.—Plain knitting.  
n.—Narrow.  
k 2 to.—Knit 2 together. Same as n.  
th o or o.—Throw the thread over the needle.  
Make one.—Make a stitch thus: Throw the thread in front of the needle and knit the next stitch in the ordinary manner. (In the next row or round this throw-over, or put-over as it is frequently called, is used as a stitch.) Or, knit one and purl one out of a stitch.  
To Knit Crossed.—Insert needle in the back of the stitch and knit as usual.

sl.—Slip a stitch from the left needle to the right needle without knitting it.  
sl and b.—Slip and bind. Slip one stitch, knit the next; pass the slipped stitch over the knit stitch as in binding off work.  
To Bind or Cast Off.—Either slip or knit the first stitch; knit the next; pass the first or slipped stitch over the second, and repeat as far as directed.  
Row.—Knitting once across the work when but two needles are used.  
Round.—Knitting once around the work when four or more needles are used, as in a sock or stocking.  
Repeat.—This means to work designated rows, rounds or portions of work as many times as directed.

\* Stars or asterisks mean, as mentioned wherever they occur, that the details given between them are to be repeated as many times as directed before going on with those details which follow the next star. As an example: \* K 2, p 1, th o, and repeat twice more from \* or last \*, means that you are to knit as follows: k 2, p 1, th o; k 2, p 1, th o; k 2, p 1, th o, thus repeating the k 2, p 1, th o, twice more after making it the first time, making it three times in all before proceeding with the next part of the direction.

## BEADING LACE.

FIGURE NO. 1.—This dainty lace, with insertion to match (see figure No. 2), was designed for an infant's skirt, but either would be equally suitable for use upon any article of under-

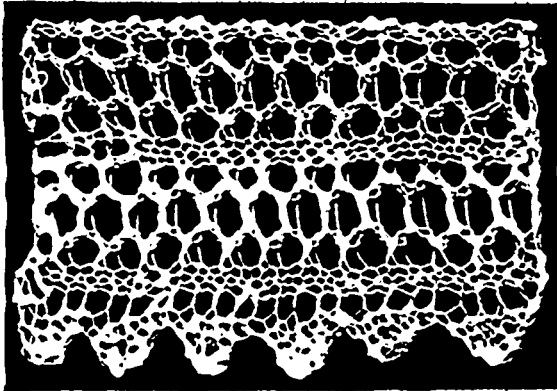


FIGURE NO. 1—BEADING LACE.

wear requiring such decoration. Baby ribbon may be drawn through the rows of beading if desired.

To make the lace: Cast on 16 stitches.

First row.—K 2, o, n twice, o, k 2, o, n twice, o, k 2; o, k 2.

Second row.—Plain.

Third row.—K 2, n, o twice, n, k 2, n, o twice, n, k 2; o, k 3.

Fourth row.—All plain except where the thread has been put over twice, there k 1 and p 1 out of the put-overs.

Fifth row.—Like 1st row, only at the last there will be 4 stitches instead of 2, which you knit plain.

Sixth row.—Plain.

Seventh row.—Like 3rd row, except at the last, where you knit 5 stitches.

Eighth row.—Bind off 4 stitches, knit remainder like 4th row. Repeat from 1st row.

## INSERTION FOR BEADING LACE.

FIGURE NO. 2.—Cast on 8 stitches.

First row.—K 2, o, n twice, o, k 2.

Second row.—Plain.

Third row.—K 2, n, o twice, n, k 2.

Fourth row.—K 4, p 1, k 3.

Repeat from 1st row.

## KNITTED RUG. (MADE OF FINE CARPET RAGS.)

FIGURE NO. 3.—Use fine carpet rags of two colors and small wooden knitting needles. This is also a pretty pattern for a slumber robe.

Cast on 49 stitches knit across plain, using one color only. In every other or odd row seam or purl across; this makes a smooth side to the rug.

Second row.—Knit 1 white stitch, knit 5 black, \* knit 1 white, 1 black; repeat from star four times, \* 1 white, 5 black; repeat from last star once, then \* 1 white, 1 black, repeat four times more from last \* 1 white, 5 black, 1 white.

Third row.—Make 1 b, 5 w, \* 1 b, 1 w, repeat from star 5 times more; \* 1 b, 5 w; repeat from last star once more; 1 b, 1 w; repeat from last star 5 times more; 1 b, 5

1 w, 1 b, 1 w, 5 b, 1 w, 3 b, 1 w, 3 b, 1 w, 5 b, 1 w, 1 b, 1 w, 1 b, 1 w, 5 b, 1 w, 3 b, 1 w, 3 b, 1 w, 5 b, 1 w, 1 b, 1 w.

Tenth row.—1 w, 1 b, 1 w, 5 b, 1 w, 3 b, 1 w, 3 b, 1 w, 5 b, 1 w, 1 b, 1 w, 1 b, 1 w, 5 b, 1 w, 3 b, 1 w, 3 b, 1 w, 5 b, 1 w, 1 b, 1 w.

Eleventh row.—1 b, 1 w, 1 b, 1 w, 5 b, 1 w, 2 b, 1 w, 2 b, 1 w, 5 b, 1 w, 1 b, 1 w, 1 b, 1 w, 1 b, 1 w, 5 b, 1 w, 1 b, 1 w, 1 b, 1 w, 1 b, 1 w.

Twelfth row.—1 w, 1 b, 1 w, 1 b, 1 w, 5 b, 1 w, 1 b, 1 w, 1 b, 1 w, 5 b, 1 w, 1 b, 1 w, \* 1 b, 1 w; repeat from star 3 times more, 5 b, 1 w, 1 b, 1 w, 1 b, 1 w, 5 b, 1 w, 1 b, 1 w, 1 b, 1 w.

Thirteenth row.—\* 1 b, 1 w, repeat from star twice, 5 b, 1 w, 1 b, 1 w, 5 b, 1 w, \* 1 b, 1 w; repeat from last star 4 times; 5 b, 1 w, 1 b, 1 w, 5 b, 1 w, 1 b, 1 w, 1 b, 1 w, 1 b, 1 w.

Fourteenth row.—\* 1 w, 1 b, repeat from star twice, 5 w, 1 b, 1 w, 1 b, 5 w, 1 b, \* 1 w, 1 b; repeat from last star 4 times, 5 w, 1 b, 1 w, 1 b, 5 w, \* 1 b, 1 w; repeat from star twice.

This row completes just half of the two stars, to make the other half reverse the above thirteen rows; the last row will be like the second. Add a plain border all around and finish with a heavy fringe.




FIGURE NO. 3.—KNITTED RUG. (MADE OF FINE CARPET RAGS.)



## TATTING.

## ABBREVIATIONS USED IN MAKING TATTING.

d. s.—Double-stitch or the two halves forming one stitch. p.—Picot. \*—Indicates a repetition as directed wherever a \* is seen.

## CENTER-PIECE, WITH TATTED BORDER.

FIGURE No. 1.—Materials required: Two spools of No. 40




FIGURE NO. 1.—CENTER-PIECE, WITH TATTED BORDER.

thread, two shuttles, half a yard of fine linen and three skeins of silk floss.

The border is made with 1 thread. Make the wheel thus: 12 long p. separated by 2 d. s., close, tie and cut the thread. 2 d. s., 1 p., 2 d. s., join to a p. of the ring, 2 d. s., 1 p., 2 d. s., close, leave  $\frac{1}{4}$  inch of thread and make a large ring of 4 d. s., 7 p. separated by 2 d. s., 4 d. s., turn, then alternate the large and small rings until 12 of each are made, joining the small ones to picots of the center and the large ones to each other by the 1st p. Make 36 of the wheels for the border, joining them to each other by the picots of 2 rings. In the spaces at the inner edge make clover leaves and at the corners 4 leaved figures, each ring composed of: 5 d. s., 5 p. separated by 3 d. s., 5 d. s. Inside of the wheels make a double row of rings, each formed of 7 d. s., 5 p. separated by 3 d. s., 7 d. s., joining those of each row by the 1st p. and joining the outer row to the wheels as seen in the illustration.

In each corner of the center-piece is a group of three small wheels, each made with 2 threads, thus: 8 p. separated by 2 d. s., close, tie, and cut the thread. Around this make a row of rings and chains alternately, the rings each formed of 2 d. s., 3 p. separated by 2 d. s., 2 d. s. and joined to the center by the 2nd p. The chain is made of 4 d. s., 5 p. separated by 2 d. s., 4 d. s. Join three wheels by the picots of the chains.

Mark a perfect square on the linen to fit the inside of the border. Baste the tating on carefully and button-hole it to the linen with the floss, using long and short stitch and catching in all the picots on the edge of the tating. Cut the linen from beneath and press the work with a damp cloth over it. This center-piece measures 18 inches when finished.

## DOILY, WITH TATTED BORDER.

FIGURE No. 2.—Materials. No. 50 thread,  $\frac{1}{4}$  yard of fine linen, 1 skein of linen floss and 2 shuttles.

The border is formed of 8 diamonds, each composed of 4 wheels, and joined by a smaller wheel, as seen in the picture.

The wheel for the diamond is made thus: 10 long p. with 2 d. s. between, close, tie and cut the thread. 3 d. s., 1 p., 3 d. s., join to a p. of the ring, 3 d. s., 1 p., 3 d. s., close; fasten on the second thread and make a chain of 4 d. s., 5 p. each separated by 2 d. s., 4 d. s. Alternate the rings and chains until 10 of each are made, joining each ring to a p. of the center. Join the wheels by the picots of the chains. The wheel which joins the diamonds has only 8 rings and chains.




FIGURE NO. 2.—DOILY, WITH TATTED BORDER.

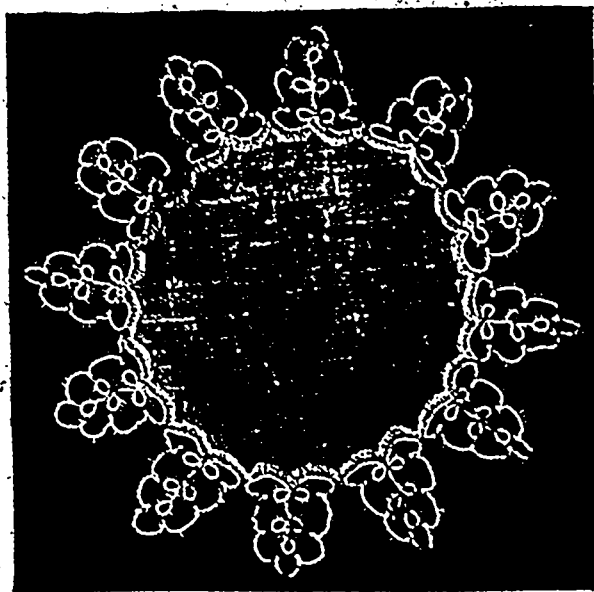


FIGURE NO. 3.—ROUND DOILY, WITH TATTED BORDER.

After the border is completed fold a small square of the linen into 8 equal parts and baste the border on, placing a diamond on each division and all equally distant from the center.

With the floss button-hole the border to the linen, using long-and-short stitch, and catching each p. on the edge of the border. Cut the linen from beneath the tatting and press the work carefully.

This dolly measures 12 inches from point to point, and may be made larger by making more diamonds, or by making them with nine wheels instead of four.

#### ROUND DOLLY WITH TATTED BORDER.

FIGURE No. 3.—The materials required are 2 tatting shuttles, fine linen thread and a square of linen lawn of the size desired.

*To make the Border.*—Take the shuttle, make a leaflet of 34 d. s. and 11 p. each separated by 2 d. s.; then tie on 2nd thread and make a stem of 6 d. s. with the 2 threads; with the first shuttle make two leaflets close to each side of stem, turn, make a stem of 9 d. s., make two more leaflets; now take the 2 threads, make a long chain of 28 d. s. and 13 p., each separated

by 2 d. s., turn, make a small ring of 1 d. s., 1 p., 1 d. s.; join to 6th p. of first leaflet on side of leaf; 1 d. s., 1 p., 1 d. s., draw up, turn, make a short chain of 14 d. s. and 7 p. separated by 2 d. s.; turn, make another small ring, join to the side of next leaflet; turn, make another short chain; turn, make small ring, join to 4th p. on side of leaflet at end of leaf; turn, make short chain, turn, join to 8th p. of same leaflet; turn, make short chain, turn, join to next leaflet, turn, make chain, turn, join to next leaflet, turn, make long chain like 1st, join between the 2 leaflets at end of 1st long chain, tie threads and cut off. This finishes 1st leaf.

Make 2nd like 1st, joining 11th p. of 1st long chain to 11th p. of last long chain of 1st leaf; continue making leaves till sufficient are made to reach around the linen center. Join the last leaf to 1st then baste down to linen with the long chain laid on the linen as shown; button-hole stitch around the long chains through the p. and linen, then take the scissors and cut out the linen under the leaves close to the button-holing, and press with a hot iron on a damp cloth.

## NO REASON BUT A WOMAN'S REASON.

BY ELLEN OLNEY KIRK, AUTHOR OF "THE STORY OF MARGARET KENT," "WALFORD," "THE REVOLT OF A DAUGHTER," ETC.

### I.

Near the City of Brotherly Love is to be seen a country-place which causes the passer-by to exclaim that here ought to be the home of peace and contentment. The gray stone house flanked by conservatories and green-houses looks out on the north and east upon the glades of a wide park picturesquely broken up by clumps of oak and chestnut trees. Toward the south and west are gardens, grapevines and fruit orchards. A walk across them brings one to a charming little cottage called "The Nest," and farther on may be seen a large colonial house facing another road. Everywhere are woods. Thrushes build their nests in the great tulip trees; squirrels leap and chatter; chipmunks show a streak of orange and brown as they cross the green-sward, and often enough a sight of a rabbit's ear may be obtained in the interlaced lights and shadows. Everything, in fact, suggests remoteness and tranquillity.

The owner of this place was John Eichwald, and his sole family consisted of his son, also John Eichwald, who at the beginning of our story was a little more than twenty-seven. Born rich, John had been educated at Harvard and Göttingen. He had taken degrees in two branches of study, but had entered no profession. It was his father's wish that he should at once look after the estate and assume its responsibilities; and these duties, together with social pleasures, seemed to the elder Eichwald to afford ample occupation. John, however, belonged to the present generation; he had studied political economy; he had accepted broad, humanitarian views. He had, in fact, taken up many theories without being absolutely carried away by any of them. His sense of duties unfulfilled, of obligations to his fellow-men unanswered, had had the effect of paralyzing his energies.

"What right have I to be better off than the majority of men?" was the question which constantly rose to his lips. He uttered it one day to Mrs. Leigh, the widow of his cousin, Eichwald Leigh, who lived in the little cottage called "The Nest."

"But are you better off than other people?" she retorted. "You always seem to me like a man with a rich dinner before him for which he has no appetite. Now I consider a man with an appetite and no dinner far more to be congratulated."

"I could eat my dinner," said John, "if I felt I had a right to enjoy it."

"Nonsense," said Milly Leigh. "It is best for us mortals to be happy when we can. We do not always have the chance. I assure you I appoint no tasks, no penances, to myself. I am not afraid of being better off than my neighbors."

Mrs. Leigh was the possessor of a very handsome fortune which she had inherited from her father, who had risen from poverty. Her marriage had lasted but seven years; she was but twenty-five when her husband died. She had refused many offers and was supposed to be skeptical of the worth of love. Although she had not a single good feature she was a brilliant and attractive woman. Her complexion was muddy, her eyebrows were beetling, her nose thick, her mouth large—the flexible lips only too often repressing sarcasm and derision.

Nevertheless, her eyes were fine, her smile was full of sweetness and bounty, she dressed with consummate skill and had exquisite hands and feet.

John and she had the intimacy of long habit.

"What you need to do," she now went on to say, "is to marry. If ever a man ought to take a wife, it is you."

"All in good time," John responded.

"I hate a laggard in love."

"Gwendolen is very young."

"She is not too young. It is absurd the way you go on with her; teaching her German when you ought to be teaching her something else."

"I hope I am."

"Not a bit of it. You criticize her, point out her faults. Why, not, instead, set about persuading her that you see her perceptions?"

"Gwendolen is not vain."

"She is a woman, at least on the way to be a woman," said Mrs. Leigh. "She is older than I was when I married, and I assure you I knew the difference between the multiplication table and a love sonnet."

John smiled. In his secret heart he had little doubt of being able to play the part of lover when the right time came. But before he settled down to the rôle of lover and husband he wished to inaugurate some system by which he could help his fellow-beings.

He hated to think of his assured existence while other men, perhaps better fitted to enjoy life, were elbowing each other in their effort to secure more, saying, "Here is my youth, my strength, my joy in existence, here, take them all and give me bread, clothes, a roof to cover me."

John seemed to hear this cry rise from the vortex of the city; it sounded in the factory whistles which roused him from his morning's sleep. Its echo was in the books he read. He felt its menace in every newspaper column of crimes and casualties. The poverty of worthy men—at least the incapacity of a worthy man to help himself—weighed upon John's soul. With all his heart he wished somehow to divide his good-fortune with his fellow-beings. But how?

He read all he could find on these questions which interested him so deeply, and one day early in June he happened to come upon a paper in the *Columbian Review* which grasped his heart and conscience. It was called "Confessions of a Communist," and the author with some skill set forth the evils of the present state of society in which each man is, so to speak, at war with his fellows, trying to surpass and supersede them in every occupation. No human being, he declared, can gain any desirable height without robbing another, we look forward with complacency to the death of our nearest and dearest, pleasantly conscious that the moment their clutch relaxes upon the strong box their rich hoards become ours. The writer did not treat these present conditions as hopeless, but proceeded to draw the picture of a state of society in which every man should help his brother. John not only found this article fresh and stimulating,

but when he came to the signature, "Maxwell Kingsley," he gave a start of joyful recognition. Maxwell Kingsley had been an intimate friend of his at Harvard, but since their college days they had completely lost sight of each other. John wrote to Kingsley on the instant, inviting him, in his father's name, to come and pay them a long visit. He directed the letter to the editor of the *Review*, requesting that it should be forwarded to the author of "Confessions of a Communist."

## II.

"I feel sure he will come," John said one day to Gwendolen North. "Far beyond me as he was in culture and attainment, I felt that he had a regard for me, and if I have not been a more idle, self-indulgent fellow it is from the persistence of the high ideals of duty Kingsley forced upon me."

"Is he married?" Gwendolen asked.

"Probably not. His paper suggests a man who is still a little threadbare, out of pocket and elbows as he was then. No, he could never have settled down to money-making and a wife and home like every-day men."

"I hope he will come," said Gwendolen.

"Do you promise to be kind to him?" inquired John.

"Be kind to him!" repeated Gwendolen. "Why, if such a clever man noticed me I should be only too proud."

Gwendolen was eighteen and had grown to womanhood under John's eyes; and he had loved her from her earliest girlhood. She was tall, slender, very blonde, but with dark eyes which gave her beauty an occasional fire it could not otherwise have possessed. She was something of an heiress; her sweetness, her purity held the keys for all that John considered precious in life. Never had opportunity been more propitious for a lover. He called himself a fool for his delay; but he already set limits to it. The day Gwendolen was nineteen he meant to speak.

Milly was not as ready as Gwendolen to welcome the idea of Kingsley's making an addition to the coterie.

"I call those 'Confessions of a Communist' nonsense," she said to John. "When a man wants to divide with other people it is best to lock up your silver. As for his Arcadia, get a hundred people in a little Eden of their own, and in a year two or three will have monopolized all the advantages of Paradise, and the rest will be gnashing their teeth outside."

"That monopolizing spirit is the crying evil we wish to eradicate," said John.

"It is no evil at all. The reason you are well off to-day is because your family up to now have been wise and prudent and taken care of their own. The reason I am well off is because my father strained every nerve, used his every faculty, and denied himself the least indulgence. I have heard him say, 'No man helped me to rise. No man can help any other man to rise.'"

"When Kingsley comes—" John began, but Milly interrupted with a shriek.

"That man coming here! I don't wish to see him. I advise you to let him alone, John. He will spoil everything. I hate new ideas. I am a conservative. I consider such people preposterously conceited, declaring that their infallible recipes will set everything right. But I shall not see him."

"You can't help seeing him, my blessed woman," said John, laughing. "He is coming the day after to-morrow."

"And I shall go to-morrow," said Milly.

She had been gone about twenty-four hours when on the second morning Kingsley jumped out of the dog-cart that Eichwald had sent to the station for him, embraced John, greeted John's father with a warmth of feeling that captivated the old gentleman, sat down to breakfast and ate hugely, talking all the time.

He had changed little since his college days, and he bantered John for having grown old, sedate and rather stout. Kingsley's face was unusual and striking, although John was, perhaps, the handsomer of the two, with a fine brow, large brown eyes and well-cut features after a certain family pattern. Kingsley's long, narrow face was lighted by a pair of brilliant eyes of no particular color, which in his different moods took on different hues. His hair was dark and luxuriant, his forehead and temples full. He wore neither beard nor moustache, and his thin, flexible lips helped his eyes to give expression to his face. His chin was too long and narrow for beauty, but helped to enhance the effect of a piquant personality. His voice was, however, his great attraction, having a charm of inflection which gave worth to his least utterance.

Kingsley enjoyed the breakfast, the view from the windows, the hall-marks on the silver, the attendance of the old mulatto butler Julius, and the society of his friends, to the full. Every

other moment he expressed his pleasure. Rising from table, John showed him the family portraits, two or three good pictures, the parlors, choice editions in the library, quaint carvings on the oak settle in the halls, then took his guest upstairs to establish him in his own quarters.

"This room for me!" cried Kingsley, looking about him with intense satisfaction. Thumping the cushions of the chairs to test the springs, he chose the softest and sat down by the window. "I suppose," he now remarked, "I may as well take the accident of this pleasant house as I do the weather. If the north wind blows, I buffet it, if warm airs from the south fan me, I lie down on a bank of violets as I do now."

His tone touched John. That Kingsley was not a successful or a happy man endeared him to this child of good luck. He experienced a solid satisfaction in perceiving that his friend had no disrelish for the minor comforts of life. After testing the chairs Kingsley reclined for a moment on the lounge, looked at the grate where logs were laid ready to light, rummaged at the writing-desk, where the least need had been provided for, glanced through the carefully filled book-case, even peeped into the capacious wardrobe, when, spying a quilted silk dressing-gown and a pair of slippers, he exclaimed with the naive delight of a child:

"For me!"

"I hoped you might find them comfortable," John confessed, half-embarrassed.

"Such magnificence for me!" Kingsley said again, his face breaking into smiles. Then growing suddenly serious he pointed toward his slender portmanteau.

"You little realized, John Eichwald, how little of this world's goods your invited guest was bringing to your house. I am not only a poor man, but to me it is a point of honor to be a poor man. Still—I had the feeling that I ought not to come here among the rich, the pampered—"

John interrupted him with a touch on the shoulder like a caress.

"Kingsley," he said, "that I am a rich man is an accident that stirs my conscience. But between old friends like you and me riches and poverty need not count. We are friends. Let either of us who has a superfluity give freely to the other. There is much that I shall ask of you."

Kingsley put up both hands and pressed John's between them.

"I meet you frankly," he said with intense seriousness. "It shall be so."

"Come and look at my two rooms across the hall," John pursued. "Here they are. I give you the freedom of them." Again the two men exchanged a cordial pressure of the hand. "When you are in need of anything here," John said, pointing to bureau, wardrobe and closets, "just come and take possession."

"John," said Kingsley, "you are noble. I will make an effort to be equally noble, equally generous. It shall be as you say."

John liked this frank assent. It was something at least to have lived for—to be able to enrich a man like Kingsley from his overflow.

## III.

The Norths dined at the Eichwalds' that evening to meet Kingsley. John had made no confidences on the subject of his relations with Gwendolen, but when after the guests had gone Kingsley came up, smiled and pressed his hand, it was easy to see that he divined all.

"She is charming," he said, "and she will be still more charming."

"She is very young," John replied. "She has been very quietly brought up. She has a great aptitude for ideas. Your talk interested her, I could see that."

"I talked about you," said Kingsley, with his quiet, mellow laugh. "I told her about our college days."

This instant sympathy and comprehension helped to rivet the links of feeling which bound John to his old friend. John expected shortly to enjoy the high initiative which Kingsley could give him into the right way of living. Meanwhile it was a pleasure to see how Kingsley expanded under present conditions. He might talk political economy or socialism; he might predict the speedy overthrow of all landmarks between rich and poor, but he liked not only his cup of coffee in the morning but the blue china and the rich old Dutch silver cream jug and sugar basin. He talked delightfully, whatever subject he touched, his wit, his research, his assured grasp of details made it interesting. He put zest into everything he did, and it inspired the Eichwalds as well.

He was soon as intimate at the Norths' as John himself. In fact, John often had business to transact in town. Kingsley had none. John had duties connected with the property. Kingsley

had nothing to impede him. He was a good teacher and undertook to give Gwendolen her German lesson on the days John was necessarily absent. In short, he soon spent almost as much time on the piazza of the beautiful colonial house as at the Eichwalds'.

He had begun by talking to Gwendolen about John. The subject helped him in illustrating his own career. "There is John: here am I," was the text of amusing discourses. "John has everything; I have nothing," pointed the moral. He frankly confessed himself to be a failure. He liked to analyze the various incidents in his career; described his attempts to pick up a livelihood and discussed from the point of view of one who has achieved it, whether a man could live upon sixpence a day. Mrs. North's heart warmed to "John's find"—so clever, so entertaining, so really superior; yet so appreciative of John's kindness, so grateful. Gwendolen listened with a flash of the eye to the story of his rebuffs from fortune. Her heart swelled at the injustice of the world; but she mused at what he had said with a heightening of color in her cheeks and a half smile on her lips.

The elder Eichwald set about obtaining a post in a library for Kingsley. Another candidate was in the field, and it was necessary to use all the influence of which the Eichwalds were possessed to ensure Kingsley's chances. John set about canvassing for his friend, and had to travel east and travel west. One hot day in July he set off on a journey of a hundred miles to hunt up the most important member of the board. He found him. John hated to ask favors of the man, but he did his best. Not given to eloquence, he talked by the hour about Kingsley's unique qualifications for the position. He stayed over night, but by the next afternoon he had gained his point and at three o'clock set off for home, expecting to arrive between five and six in time to attend a dinner-party in the neighborhood. The day was the hottest of the season. In spite of his friendship for Kingsley, John's task had not been wholly congenial. When cross-examined about his friend's antecedents, character, temperament, John could not help thinking that he had not stuck at a trifle. However, his task was done; the necessary influence secured. There would be little doubt about Kingsley's finding it worth his while to curb his tongue somewhat and adjust himself to the rigid environment of the library. Yet somehow John felt out of spirits; he tried to picture the coming evening; of sitting beside Gwendolen at table, feeling the charm of her beauty. Unluckily, in consequence of a slight delay the connection was missed at the Junction. Then some trivial accident made the 6:15 train more than half an hour late. When he finally reached the home station it was already past seven o'clock, and instead of finding the carriage he was obliged to walk home. Within sight of the house, however, Langdon appeared, driving at the top of his speed, explaining that he had had to take his master and Mr. Kingsley to Mrs. Masters's to dinner.

John really felt that he might have been waited for. His habit was, however, to waive his own claims. In a few minutes more he was in his bath. He could dress as fast as any man alive, and in less than five minutes his toilette was progressing favorably. All at once there came the sound of his bell ringing violently, and before Julius could tumble upstairs to answer he heard his name called.

"What have you done with my evening clothes?" John shouted at him as he came in sight.

"Gave them to Mr. Kingsley, sah," said Julius. "He said it was your orders, sah."

John's face for a moment was a study. Then with some effort he said:

"Why, yes, of course. Just get out that old suit of mine, Julius."

While the old suit had reposed in the wardrobe John had somehow grown. The trousers looked too shabby; the coat was too narrow.

"I wonder," he said, "if my father——"

Julius flew after Mr. Eichwald's second-best evening suit. It was like masquerading in antique attire.

For a moment John about relinquished the festivity; then the idea of missing a glimpse of Gwendolen reinspired him. After all, what did it matter?

In five minutes more he was on his way to the dinner party in a frock coat and gray trousers; and just as the sweetbread were served he slipped into the empty seat at Mrs. Masters's table.

"So you came from off the train just as you were," she said to him. "How good of you!"

The remark did not, however, reassure John.

"Why how hot and tired you must be," somebody else remarked.

Kingsley had nodded to John. He was sitting at the left of his hostess, and Gwendolen was on his other side, looking supremely charming in some shining, white attire. He was talking in his airy, amusing way and was listened to by everybody at table. He was faultlessly dressed. John's clothes had never looked so well. John's studs glistened in his shirt front. His button-hole did not lack a flower. When the general conversation subsided for a moment John had the pleasure of seeing the air with which Kingsley turned to Gwendolen; the girl's instant change of color; her tremulous smile, the droop of her eyes.

What wonder that John could eat no dinner! He was in a fever. He looked forward to the end of the meal in the hope of ending this nightmare experience. When he rose, however, he was detained by Mrs. North's questions as to his being obliged to come to the dinner straight off the train without stopping to dress, and when he inquired for Gwendolen he had the pleasure of hearing that Kingsley had taken her up the hill to hear a hermit thrush.

No bird sang to John that night. With an apology to his host, he slipped away and went home. His brain whirled with the torment of the situation. He was ashamed of the paltriness of his anger; but he was angry. He despised himself for being jealous; but he was jealous. His mind was clear enough to perceive that he was condemning Kingsley without a real justification. What made the solid earth tremble beneath his feet was the knowledge that Gwen never looked at him and listened to him as she had listened to and looked at Kingsley.

Kingsley and the elder Eichwald came in at eleven o'clock in high spirits. John had so far conquered himself that he could say cordially:

"It's almost safe to congratulate you, Kingsley. I think you'll lead as candidate for the librarianship."

"Librarianship!" said Kingsley. "Do you suppose I wish to think of that grind? I'm not sure I shall take it if it is offered. At this moment I soar above such paltry pursuits. John," Kingsley went on, flinging a hand down heavily upon each of his friend's shoulders, "I thank you for this evening. I enjoyed myself in your clothes. It was a new experience. 'A man's a man for a' that,' but well-cut dress-clothes do make a difference. They help to lift one to the plane of large ideas. One feels as if the world existed for one. Hostesses beckon, delicious meals are spread, beauty smiles. I shall wake up to-morrow morning the same poor devil I was before, but this night is mine. I have had my little day."

"I am glad you enjoyed the dinner," said John, struggling with a conflict of feelings.

"Enjoy it? Yes, I confess that when I saw you come in looking like a first-class prig in that absurd guise, I suffered a twinge," said Kingsley, laughing. "I supposed a rich fellow like you had twenty suits, and——"

John laughed with a return of good nature.

"Kingsley," he said, "you are irresistible in these things. Keep them. I will order a suit for myself to-morrow. These are yours."

He did not add, "All I have is yours." He was learning prudence.

#### IV.

"I told you, John," said Milly Leigh, "that he would spoil everything."

This was twenty-four hours after the dinner-party, and the situation had changed. After a sleepless night John had risen as soon as the world was stirring, and had telegraphed to Milly to come home. Here she was. He had told his story; he had imputed no blame to Kingsley. He loved his friend; he had wished to divide his good things with him. He did not begrudge him his dress-clothes, but there he stopped—for, after all, friendship has its limits.

"Now I want your advice," John concluded. "If—if—she is beginning to fall in love with Kingsley—have I the right to——"

His voice broke and gave way. The look, the tone, the gestures of the whole man showed his agony.

"John," said Milly, "he shall not have Gwen if I can help it. I mistrusted the man to begin with. I had no reason but a woman's reason, but I didn't want him to come. I ran away. I now see that I ran away from my duty. Bring your friend to breakfast at nine o'clock to-morrow, and afterward go your way and leave him to me."

John perceived that he had gained a powerful auxiliary. The whole woman in Milly seemed in fighting trim.

"Leave him to me," she said again. "Only don't let Gwen have a chance to miss him!"

Kingsley had heard much of Mrs. Leigh's vast wealth, her independence and her eccentricities. He plucked up his ears at the news that she had come back and had invited him to breakfast. It poured all the evening, but the morning broke brilliantly. As the two men walked across the garden, the birds sang rapturously. Milly was on the porch in a white morning-dress. There was something dazzling about her face, and her manner was superb. John presented his friend and observed to his great astonishment that Kingsley seemed almost intimidated. The house was full of flowers; the table service was lavish, the breakfast delicious. Milly talked all through the meal, directing her conversation to Kingsley, who, listening at first as if fascinated, gradually seemed to wake up.

"Oh, must I go?" he cried with a note of regret in his voice as John rose.

"I will not spoil your morning, Kingsley," said John. "I must go." And presently finding Mrs. North and Gwendolen on the piazza, he gave an account of the breakfast. Never in all his experience of Milly had he known her so wise, so witty, so sweet. Kingsley, too, had been subjugated.

"Would it not be droll if—?" Jolfa asked, with a mischievous look at Mrs. North.

"She is older than he," Mrs. North suggested.

"Such a difference is rather in favor of the idea," said John. "Kingsley is poor. I begin to think he likes the good things of life without wishing to work for them, and Milly would give them to him."

He turned to Gwendolen, who looked a little pale.

"Did you hear the thrushes the other night?" he now inquired, and when she said it was late for them to sing, he said he would take her to a place where they sang at noon. Mrs. North acquiesced. She saw something new in John, and as Gwendolen walked with him to the wood, more than once the young girl as well as conscious of his vivid look, of the fire in his eyes—of a new strength mingled with sweetness in his manner.

On their way back the two had a glimpse into the garden of "The Nest," and saw Kingsley and Milly—without being seen themselves—sitting on a bench with a huge rose-colored parasol shielding them both. Kingsley had evidently found his tongue. While he talked Milly's laugh more than once rang out clearly. She had a delicious laugh.

"I wish," said John, leaning toward the young girl beside him, "that Kingsley could have some supreme good luck."

Gwendolen looked up at him with a perplexed glance. They walked on.

"I myself used to be afraid of being too happy," John continued. "But I begin to have an unconquerable longing for happiness."

Again her eyes met his; then her glance fluttered down.

"Dear," he said, "taking her hand in his, "ought I to ask you to make me happy?"

For a moment, as if stupefied, Gwendolen submitted to the clasp of his hand. Then, as he drew nearer with another word of endearment, she broke away and shot toward the house like the wind. Nevertheless, she had listened, and the thrill of his speech remained. If for a day or two she missed Kingsley; if she experienced a struggle, a disquietude—as she saw him in an absorbing pursuit—she now turned to John with a feeling that he was sure as heaven was sure. One day he brought her some Bengal roses which he said were just the color of her cheeks, and then when under his glance the pink grew crimson he kissed her once for every rose.

"You know I love you, Gwendolen—that I have always loved you," he said, with intense feeling. "I want you for my wife; but I want to feel that you love me—me only."

He had to stoop to her lips to hear her answer—

"Oh, John, you know that I never could love anybody else."

V.

"She has been growing up for John all these years," said Milly, when the engagement was announced. "I am glad the thing is finally settled."

"John will make an excellent *père de famille*," replied Kingsley. "His happiness will not be of the tumultuous, exhausting sort. She will be happy with him, her housekeeping, her domestic cares. They will walk about the place and for conversation will tell each other that a red rose has come out to-day and that a yellow one will bloom to-morrow. That sort of life would not content you, Mrs. Leigh?"

"It is just what does suit me," replied Milly, who felt an unaccountable elation in seeing how indifferent Kingsley was

to the news of Gwendolen's engagement. "When I see my grapes and pears ripening I am as proud as a peacock."

"But are you happy?"

"I don't know what you mean by happy."

"Look at me," said Kingsley. "I am happy."

The expression of his face brought the color to hers. "I may not be happy to-night," he went on, "I may be wretched to-morrow, but at this moment I forget everything—that I am a beggar—that I have no right to this companion-ship—that I have a hard life to live out to its bitter end. No, I have no right to this happiness of seeing you day after day—but I have simply let myself drift."

"I shouldn't dare to let myself drift," said Milly.

"I see, I see," cried Kingsley, "you are afraid of real life."

"I am not sure what you mean by real life."

"Excitement, emotion—the influence of a man who leads and governs you."

They were walking on side by side. She was a tall woman and her face was almost on a level with his. His eyes were fixed on hers, and she often returned a frank good-natured look. She did so now.

"Dear me," she exclaimed, "is that real life?" John had organized his mistake into a victory, or Milly had done it for him. Up to this moment it had seemed a good joke that Milly should divert herself with a clever man who needed to be diverted from more dangerous amusements than flirting with a widow of thirty-five. But when the acquaintance had gone on for three weeks Kingsley's increasing high spirits began to disturb John's conscience. Intent on securing his own happiness, he had selfishly led his friend into danger.

"Don't be too hard on Kingsley," he said to Milly. "He is a little too much of an adventurer, but, after all, he has a heart."

"Let us break it and see," said Milly.

Finding her in this laughing mood John addressed a word of remonstrance to Kingsley.

"She will never marry," he said. "She long ago decided never to marry again. She will simply fool you to the top of your bent, and then—"

"What do you advise me to do?" demanded Kingsley.

In reply John quoted—

"He who fights and runs away  
May live to fight another day."

Kingsley walked straight over to the cottage. "John Eichwald advises me to go away," he said to Milly.

"What do you say?"

"Oh, no, don't go," said Milly.

"What am I to stay for?"

"Goodness knows. I like to see you about."

"If I stay you must promise to marry me."

She moved uneasily in her chair.

"I say, will you marry me?"

"It is too soon."

"The sooner the better."

He approached her more nearly, but she lifted her hand as if to repulse him.

"I hold out my hand to you," he muttered in a piercing voice. "Beggars that I am, I—"

"Don't call yourself names," she said, with some heat.

"I ask you to be my wife," he now said.

She looked up in his face.

"I do like you amazingly," she returned in a broken voice.

"I do almost trust you. Tell me, ought I trust you?"

He showed deep feeling. "Everything is against me," he faltered. "But you may trust me. They will all warn you against me as a fortune-hunter. Not even John will stand by me. And if you feel doubts, scruples, don't accept me. Give all for nothing."

"Tell me this," she said, "do you love me?"

"With all my heart and soul."

"I have money," she said.

"I wish you hadn't," he cried, "for then you might believe in me."

Milly was magnanimous. She gave all. Even if the family, except John, considered him nothing but an adventurer, ruining and despoiling an heiress, she never lost faith in him. There had been some jugglery all around. But up to the extent of Kingsley's knowledge of himself he was absolutely sincere. Milly had dazzled him. His great good-fortune gave him a fervent sense of gratitude. It touched his honor to the quick. Kingsley, in fact, made the best of husbands.



### THE ARTISTIC HOME.

That there is much potential praise in the very furniture with which we surround ourselves goes without saying; the mute testimony of refined taste or the lack of it in the home ever appeals to the observant. It is, therefore, well to appreciate that the new table, chair or rug may be an enemy to the general harmony, and to consider always what is wisest when making a choice. The lavish outlay of money can never develop an artistic home if taste is wanting, while the little home over the way that has been the outgrowth of self-denial and economy and a really small expenditure of money may show an artistic daintiness not in evidence with its more prosperous neighbor. True, there are furnishers who will do all the buying, who will arrange draperies and evolve a home so-called. But such an abode seldom has the home atmosphere. The word home comes from the Saxon *heim*—a place of rest; and this thought should be kept in mind with all furnishings. A home is the outgrowth of years, the sanctuary of Lares and Penates, and expresses just what the inmates are and what they feel. The home is for the family and not for the world and should be so furnished that comfort abides.

### COLOR AS AN ELEMENT.

A large factor in the cheer of the home is the coloring of the interior. Color is a source of enjoyment or otherwise, and a cheerful color has much to do with the happiness of everyday life. The depression of a November sky and the gladness of a June firmament are but differences of color. Unfortunately, only the favored few home-makers have any voice in the choice of coloring in the decoration of the home. As a rule, we do not own our homes, but rent them already toned to suit the questionable taste of the landlord. There are, however, times when a choice is possible and a knowledge of correct coloring can be practically applied. That light tones give space while dark ones confine should never be forgotten by the novice. The aspect or frontage of each room as to light and the number and size of the windows must be considered when making a choice of coloring. A paper chosen in a strong light will look several shades darker when placed in large spaces on the wall, and the room when furnished will also be darker. For this reason it is wise to choose as light a shade as agreeable for small rooms. That there is a fashion in wall-paper is well known and at present the one-toned cartridge paper is the favorite, this variety, which comes in many shades, making a soft background for pictures. For bedrooms there are dainty cretonne papers, a white ground with pink roses or other flowers scattered over, while it is now possible to get material to exactly match the paper if cretonne is desired in the upholstery. A proper use of color in an interior is never difficult; and it is its unthinking use that makes the unrestful impression. The color of the walls is the key-note of the furnishings, as the latter must harmonize with the former. A north room should be given a sunny atmosphere by the use of yellow in its toning, while a south room flooded with sunlight can be done in blue or any of the colder shades.

### SELECTION OF FLOOR COVERINGS.

The choice of floor coverings should be made with care. Hard-wood floors with handsome rugs are the privilege of the favored few and even in their homes are seldom found above the first floor. Stained floors with inexpensive rugs are much preferred to carpets when the rooms are small, such furnishing giving a refinement and daintiness even to the humblest home. There are many pretty rugs that are within the reach of the modest purse. Moquette rugs are soft in tone and with care will last for years, while it is often possible to procure genuine Eastern rugs at little cost if the auction shops are not beneath

one's notice. When carpets are used the old-time figured patterns that repeat themselves in every half yard are no longer chosen for the artistic home. A floor covering to be a satisfactory background for the furniture must be quiet and unobtrusive, and if there is decoration, conventional figures or geometrical lines supply it. These two rules are simple, but they make the foundation upon which all truly artistic rooms are developed, and a heavy purse is not a requisite to the accomplishment of this artistic end. Filling, which is the manufacturer's name for unfigured carpeting, is an admirable floor covering. If used with pretty rugs, it serves as an admirable foundation for them, and if used alone, the plainest furniture shows to the best advantage when placed on it. The filling is sold in many grades, prices and qualities, but all colors are not to be depended on. Wood color and old-blue will withstand hard usage and will not fade, but the reds are not to be trusted and dark-blue and olive-green are not always satisfactory. This filling is restful to the eye and goes far toward the making of a pretty room. One of the most artistic rooms lately seen was carpeted with the old-blue filling over which handsome rugs were laid. The paper on the wall was in one tone—a robin's-egg blue—while the woodwork was white enamel. Another satisfactory floor covering that never defeats its artistic mission as a background for the furniture is matting—carefully selected. Figured and colored matting, however, are most unreliable, the honest dealer frankly confessing that the undyed matting can alone be trusted, since with colored straw the least chip or break becomes a permanent blemish. Plain matting is satisfactory if there are pretty rugs to cover it, but the Japanese variety with its peculiar greenish tone lends itself to any scheme of color and is a happy choice. Whatever the floor covering, if it does not obtrude itself with a strong aggressive pattern, the foundation for an artistic interior is certain.

### ARTISTIC WINDOW DECORATION.

The tasteful dressing of the windows has much to do with the outer appearance of the home and still more with the interior. Each window requires a shade, and these are now cheap enough for any purse. Lace edging or other ornamentation is never chosen by the artistic purchaser, the plain shade being more elegant. In window draperies there is a wide variety from which to choose, the cheapest materials being made into curtains ready for use, when material by the yard is selected little if anything is saved. Scrim shrinks in laundering and is not a satisfactory material. The daintiest and, in the end, the cheapest curtains by the yard un-made are of genuine Madras or point d'esprit net. Attractive patterns in Madras are always to be found and the material launders well and is very lasting. Cheap printed Madras, silkolene, imitation India silk and colored scrim fade quickly, are costly at any price and are never refined in appearance. When there is a northern room with no strong light the life of the material is not so short, but the choice is not an economical one even then. The curtains when made are finished with a deep hem at the bottom and a two-inch hem at the top, a second stitching making a casing through which the brass rod is slipped. Poles are no longer used except for heavy curtains. The rod should be set out from the window about an inch, unobtrusive brackets holding it in place.

If expense need not be considered, there is a delightful variety of materials from which to choose. Draperies of cretonne in white, with pink flowers matching the paper, carpet and couch, make artistic curtains for bedrooms, but these curtains require a lining to be quite elegant. Dark, heavy curtains are for Winter use only, and few rooms are so generously lighted that they are a desirable addition. They give warmth to a room lacking in sunlight, but generally a gloomy effect results from their use. The home-maker with light purse need not consider it a privation if she cannot afford these hangings. The use of portière curtains, however, adds much to the comfortable and spacious appearance of the house and are a graceful addition. Curtains in one tone throughout will harmonize more generally with the interior than when heavy bordered patterns are chosen. Japanese bead curtains are very attractive and give an Oriental tone to a room, but they should be hung with care. In a room with two exits one of the exits may be screened by these curtains, but no greater annoyance is possible than to have to pass repeatedly through one of these mazes to get to a much-used room. The curtains should hang straight to produce the best effect.

## SUITABLE FURNITURE.

The furniture for the artistic home is no longer purchased in what is known as "sets," except when rooms are very large and much furniture is needed. There is considerable gained by this revolt against a number of pieces upholstered in the same material, but in buying chairs and couches much care and thought are needed that each does not quarrel with its neighbor. Let there be some strong, durable chairs—chairs that are beyond the suspicion of possible breakage if used by a guest of substantial size. Upholstery that is very light in tone is pleasing if there are not too many light pieces, and coverings that will not fade are the wisest for the slender purse. In placing furniture lies the charm and originality of an interior, and a stiff, forbidding atmosphere should be striven against. Hawthorne calls this the gift of practical arrangement and attributes the happy faculty to women only. Most women have an instinct of fitness that is invaluable in the arrangement of furniture or other possessions and can create a home atmosphere out of even meagre belongings.

## IMPORTANT MINOR MATTERS.

Given the bare bones of the furnishings, what will add to the home that is not expensive? That there are inexpensive yet artistic additions possible was attested in the fittings of a charming room recently seen. There were a multitude of belongings—some very costly, some that had come from distant lauds, but articles also that cost only a trifle. Among the last were three small casts hung in a triangular group on the wall, making a handsome group. Another addition was an iron holder for three candles, while another set of candle holders was supported by wall brackets. On a table a tiny fern was growing. There was a woman's touch everywhere, yet the inexpensive possessions helped largely toward the beauty of the room. Sofa-pillows were covered with serviceable materials, there were lamps with pretty shades and a floor cushion not beyond the reach of any home-maker. This floor cushion consisted, in fact, of two cushions of the same size placed at angles one above the other. The cushions were about thirty inches square and covered with a Japanese material showing gold, red and green in subdued tones. They were filled with excelsior stuffed in very hard, with a cotton top to the upper cushion. The two were caught together underneath so they would not slip apart and placed at the right of the fireplace.

Pictures add much to the home if they are well chosen, and the power of books on tables and in low cases can scarcely be overestimated. One should acquire favorite works at least. Circulating libraries are responsible for the dearth of books in many new homes by removing the item of cost to the users; many other things needed are not to be had as easily, and the purchase of books is relegated to some future day. But this is a mistake, for a home without books is no home at all.

When the income gives little or no margin for additions to the belongings, when to purchase a book or picture savor of extravagance or means much saving that hardly seems worth while, there are other solutions as to their attainment. In one practical home, the inmates of which delight in new possessions, yet have no money to spend on them, all its additions may be credited to the recurrence of the wedding anniversary. Birthday gifts also, usually books or pictures, add to the equipment, while the wedding day sees the money for gifts to each other applied to the purchase of a pretty chair, lamp, rug or much desired bric-à-brac. As the years creep by these gifts show to advantage and have done much toward the making of this quaint home, even when the income has never warranted expenditure for adornment simply.

The woman is indifferent to her surroundings who does not at times revolt against the same possessions staring her in the face year after year, with never an addition; yet there is relief within her grasp if she will but see it—in the rearrangement of her belongings. When quite discouraged pull your rooms to pieces and place chairs, couches and other possessions in new places. It is amazing how much better the rooms will look. It is maddening to the high-strung temperament to see the same chair in the very same corner year after year, and scientists tell us it tends to a lowering of vitality never to move one's belongings about. Change and readjustment are as necessary for furniture as for human beings.

EDNA S. WITHERSPOON.

## NOVEL AND DELICIOUS CAKES.

New cakes that are not too complicated in the making and with which failure is almost impossible are alike valuable to experienced and inexperienced cooks. The following recipes answer all these requirements and offer, beside, a pleasing novelty in result. They are unsurpassed in delicacy and keeping qualities, improving, in fact, with age. None of them is as rich as the average fine cake, which ensures greater wholesomeness, and all have borne the test of continued use. Success in cake-baking depends very much on the way in which the ingredients are put together. In these recipes exact measurements are necessary in everything except the flour, for which, because of the varying quality in different localities, the cook must apply something of her past experience. All cakes are better and keep better with as little flour as possible; use exactly what the recipe calls for, bake a tiny trial cake, and if it falls, add more flour before putting the large cake in the tins.

## POTATO CARAMEL CAKE.—

$\frac{3}{4}$ of a cupful of butter,	A cupful of grated chocolate, or 2 squares melted,
2 cupfuls of granulated sugar,	A cupful of chopped English walnuts,
2 cupfuls of flour,	A teaspoonful each of cloves, cinnamon and nutmeg (half as much if preferred).
A cupful of mashed potato, hot,	
$\frac{1}{4}$ a cupful of sweet milk,	
4 eggs,	
2 teaspoonfuls of baking powder,	

Cream the butter, sugar and yolks of the eggs. Add the milk, the mashed potato, spices and melted or grated chocolate. Sift the baking-powder in the flour and beat the whites of the eggs to a stiff froth. Stir the sifted flour into the batter and, lastly, beat in the whites; the nuts are added just before the cake goes into the tins. A nut cake is always of finer flavor if the nuts are put in the very last thing. This makes a large loaf.

## DEVIL CAKE.—

## CUSTARD PART

A cupful of grated chocolate,	A cupful of brown sugar,
$\frac{1}{2}$ cupful of sweet milk,	The yolk of 1 egg,
	A teaspoonful of vanilla.

Stir all together in a granite or porcelain saucepan, cook slowly, and set away to cool.

## CAKE PART.

A cupful of brown sugar,	2 cupfuls of flour,
$\frac{1}{2}$ cupful of butter,	$\frac{1}{2}$ cupful of sweet milk,
	2 eggs.

Cream the butter, sugar and yolks of eggs; add milk, sifted flour and whites of eggs beaten stiff. Beat all together and then stir in the custard. Lastly add a teaspoonful of soda dissolved in a little warm water. This makes a large loaf that keeps indefinitely and is worth all the trouble of making; a more attractive cake, however, is made by baking the batter in jelly tins and putting it together with the filling named below. The contrast of black cake and snowy filling is beautiful. Very few layer cakes keep more than a few days, but this one is improved by being made a week at least before it is needed.

## FILLING.

A cupful of brown sugar,	A cupful of water,
A cupful of white sugar,	A table-spoonful of vinegar.

Boil until thick like candy and stir in the beaten whites of two eggs and a quarter of a pound of marshmallows. Boil up again, and place it on the cake, letting each layer of filling cool before putting the cake on top of it, or use a collar of stiff white paper to keep the filling from running out. White sugar may be used throughout this recipe if preferred.

ANGEL CAKE.—This cake is used as a contrast to the preceding one and rivals it in excellence and keeping qualities.

A cupful and a half of sugar,	A cupful of sweet milk,
$\frac{3}{4}$ of a cupful of butter,	2 $\frac{1}{2}$ cupfuls of flour,
The whites of 5 eggs,	2 teaspoonfuls of baking powder,
$\frac{1}{2}$ a cupful of corn-starch,	1 teaspoonful of vanilla.

Cream the butter and sugar, add the whites of the eggs beaten to a foam and beat until light as froth. Then stir in the corn-starch wet with a little of the milk; add the rest of the milk, the flour sifted with the baking powder and the extract. Beat again and bake in layers. Make a marshmallow filling colored with a cupful of chocolate and put together as directed for the devil cake. Or, make a black fruit filling by boiling together a cupful and a half of white sugar and half a cupful of water until it hairs; then pour it on the stiffly beaten white of an egg

and beat to a foam. Stir in chopped dates, raisins, shredded citron and a light dash of spices.

#### DATE CAKE.—

A cupful and a half of sugar, The yolks of 4 eggs,  
 $\frac{1}{2}$  cupful of butter, 2 teaspoonfuls of baking powder,  
 2 large cupfuls of flour, A teaspoonful of almond extract,  
 A cupful of milk,  $\frac{1}{2}$  a pound of dates chopped fine.

Cream the butter and sugar, add yolks, beat and add milk, sifted flour and lastly the fruit and flavoring. Bake in thin sheets, ice each sheet thickly and cover with stoned dates. Serve cut in tiny squares.

**RIBBON FRUIT-CAKE.**—This is one of the finest fruit-cakes made and for its novelty is a favorite wedding and holiday cake. With proper care it will keep a year.

#### BLACK PART.

1 cupful and a half of sugar,  $\frac{1}{4}$  pound of nuts,  
 1 cupful of butter,  $\frac{2}{3}$  of a cupful of whiskey,  
 2 cupfuls of browned flour, 1 teaspoonful of soda dissolved  
 Yolks of 6 eggs, in hot water,  
 $1\frac{1}{2}$  pound of raisins,  $\frac{1}{2}$  teaspoonful each of cloves,  
 1 pound of currants, cinnamon, nutmeg and all-  
 $\frac{1}{2}$  pound of citron, spice.

Cream the sugar and butter, add eggs and beat well, then add fruit and lastly soda. Bake a test cake and add more flour if necessary, as one flour does not hold up the fruit as well as another.

#### WHITE PART.

The whites of 6 eggs, 1 pound of almonds-chopped fine,  
 1 cupful of white sugar,  $\frac{1}{2}$  pound of citron cut fine,  
 $\frac{1}{2}$  cupful of butter,  $\frac{1}{2}$  pound of grated cocoanut,  
 $\frac{1}{2}$  cupful of sweet cream, 1 teaspoonful of rose water,  
 $2\frac{1}{2}$  cupfuls of flour, 1 teaspoonful of lemon extract,  
 2 heaping teaspoonfuls of baking powder, 1 small slice of sugared orange-peel.

Cream the sugar and butter, add cream, sifted flour, nuts, etc., and lastly the whites of the eggs beaten stiff. Select a deep baking-pan and line the bottom with buttered paper. Put in a layer of black cake and then a layer of white, and so on until the pan is two-thirds full. Bake for an hour or more in a moderate oven; ice and decorate when ready for use. Fruit cake keeps better and is nicer for puddings if not iced but merely wrapped in a cloth wrung out of brown sugar syrup.

SHARLOT M. HALL.

## PARFAITS.

To no other class of ice-creams, perhaps, can be attributed as much excellence with as little labor as to parfaits. For economical reasons they are also to be recommended. Being made of cream which is whipped, then frozen without stirring, a larger quantity naturally results from the usual amount of cream; and, with the single exception of "angel parfait," only the yolks of eggs are used. The whites can then be used in various ways, being particularly nice made into meringues, which when served with the parfait are very delicious. Parfaits are made with sugar syrup with which the yolks of eggs are cooked to a thick, smooth cream. This is then flavored and beaten until cool and light, after which it is added to the cream, which should be whipped and well drained. It is then put at once into a mould, packed in ice and salt and allowed to stand for three or four hours without stirring. Parfaits have a dainty, sponge-like texture and should not be frozen too hard. It is because there is no water in them to crystallize that they do not require to be stirred while freezing. They are easily made, and almost any novice in culinary efforts can attempt them with a feeling of perfect security in a successful result.

**ANGEL PARFAIT.**—Place over the fire in a small saucepan half a cupful each of water and sugar; stir until the sugar dissolves, then boil without stirring until it spins a thread. Meanwhile beat until stiff and dry the whites of three eggs, and add to them slowly the hot syrup after it has been taken from the fire for about half a minute. Beat well and flavor with vanilla or any preferred flavoring. When cold stir in gently a pint of cream well whipped and drained. Put into a mould and pack at once in ice and salt for about four hours. This is one of the simplest and daintiest frozen desserts.

**VANILLA PARFAIT.**—Boil together until it forms a rather thick syrup, a good half-cupful of sugar and half a cupful of

water. When cool add it to the well-beaten yolks of six eggs. Place this on the fire over boiling water and stir constantly until the spoon is well coated. Take from the fire, beat with a whip or wire egg-beater until it is cool and light, and flavor with vanilla. When quite cold it lightly into a pint of cream whipped until stiff, taking care to reject any drainings therefrom. Pack at once in ice and salt and let it stand for about four hours.

**MAPLE PARFAIT.**—Four yolks of eggs, three-quarters of a cupful of maple syrup and a pint of thick, sweet cream are the only ingredients necessary for this new and delicious dainty. Beat the yolks of the eggs until light, add the syrup slowly, mixing well, and place over the fire in a pan containing boiling water. Cook, stirring constantly until the mixture thickens and coats the spoon. Remove from the fire and with a wire egg-whip beat until it is cool; it will then be very light. When quite cold add it slowly to a pint of cream whipped until stiff and drained. Place into a mould and pack immediately in ice and salt, letting it stand for about four hours until done. This quantity should about fill a three-pint mould.

**CARAMEL PARFAIT.**—To prepare the caramel requires, perhaps, a little skill and patience, yet its delightful flavor is so generally liked that one is amply compensated for the additional labor. To make about three pints of parfait, take a heaping cupful of granulated sugar, a cupful of sweet, new milk, the yolks of four eggs, a pint of rich cream and vanilla to flavor. Place the sugar in a granite saucepan over the fire and stir constantly. It will first form large, coarse granules, then gradually melt and turn brown. When a golden brown the caramel stage is reached, and it must be taken from the fire immediately or it will get too dark and have a burnt flavor. Add at once the cold milk, which should be perfectly fresh and sweet, and stir over hot water until the caramel is dissolved and it is a rather thick syrup. Beat well the yolks of the eggs, add to them gradually the dissolved caramel and cook, stirring constantly over hot-water until the mixture thickens and coats the spoon. Take from the fire, beat the mixture until it is light and cool, adding vanilla to flavor. When quite cold stir into it gently a pint of cream beaten until stiff. Pack at once in salt and ice and let it stand for four hours before serving.

**CHOCOLATE PARFAIT.**—The addition of chocolate, of which almost everyone is fond, gives to this exceptionally rich and elegant parfait its name. To make about three pints of parfait, take a cupful of granulated sugar, a quarter of a cupful of water, two ounces of unsweetened chocolate, four yolks of eggs, a pint of rich cream and vanilla to flavor. Boil the sugar and water to a thick syrup and pour in a thin stream over the chocolate, which should be melted by standing over hot water. Mix this thoroughly, and when slightly cool add gradually to the well-beaten yolks of eggs, place over the fire in a pan containing boiling water, and cook until the mixture thickens, stirring well all the while. Take from the fire, continue beating until it is cool and light and then flavor. When quite cold add the cream whipped very stiff. Put in a mould and pack in ice and salt for four hours. To all who are fond of chocolate in any form this is especially commended for its dainty and delicious elegance.

**CAFÉ PARFAIT.**—This simple and inexpensive parfait appeals especially to the lovers of good coffee. It is seen frequently on the menu of leading hostelries and can easily be prepared at home. To make about three pints, allow half a cupful of strong black coffee, a cupful of granulated sugar, the yolks of four eggs and a pint of cream. Boil the coffee and sugar together to a thick syrup. When cool add gradually to the yolks of eggs, which have been well beaten. Stir this mixture over a slow fire until it thickens and makes a heavy coating on the spoon. Take from the fire and beat until cool and light. When quite cold stir in gently the whip from a pint of rich cream beaten until stiff and drained. Put into a mould and pack in ice and salt and allow it to stand for about four hours before serving.

Nuts or candied fruits or a mixture of both can be added to any of the recipes given, thus converting the dainty parfaits into very elegant puddings. If added to vanilla or angel parfait, the mixture then takes the name of the nuts or fruit added. Thus, the addition of boiled chestnuts makes parfait of *marrons glacés*; of candied fruit, parfait of candied fruit. The nuts should be grated fine and the candied fruit cut into small dice and rolled in powdered sugar, so each piece will be separate and not sink to the bottom. A scanty cupful is sufficient for the quantities given. Do not add the nuts or fruit until just as the mixture is ready to be put into the mould, then stir in quickly and pack at once.

A. S.



# SOCIAL OBSERVANCES

CONDUCTED BY MRS. FRANK LEARNED.

## SOME SUGGESTIONS FOR YOUNG GIRLS.

Much confusion appears to exist in the minds of some correspondents as to the privileges which may be allowed girls of sixteen or thereabouts. While there are absolute rules which govern social customs in large cities, it is possible that these rules are modified in some small towns; yet there are definite lines of conduct which must regulate in a general way the behavior of all who are growing into young womanhood. In making the effort to observe the best customs a girl will unconsciously acquire refinement in taste and manners and will learn that certain recognized conventionalities are, for her own protection. She will realize, too, that to be modest and maidenly is infinitely more attractive than to be forward and free. Youthfulness of feeling and simplicity of heart are great charms and these qualities belong by right to every young girl, and these she should strive to retain. At eighteen a girl is considered old enough to take her place in social affairs, but not earlier. It cannot be expected that inexperienced girls can discriminate in judging character, and many unfortunate marriages result from the carelessness or indifference with which parents permit their young daughters, who are mere school-girls, to indulge in flirtations which may seem perfectly harmless and yet which rob a girl of much of the freshness of heart that is so well worth keeping until later years. Young girls cannot be too reserved about corresponding with men, exchanging photographs or rings, or being seen in public places with them unaccompanied by an older person. It is well for girls to remember that while men may like to amuse themselves with those who are jolly, and free and easy, they prefer the girl who is quiet, dignified and gentle and not lavish in her companionship. Men like what is difficult to win, not what can be had for the asking. Every man who is worth thinking of has his ideal of what a wife should be. She may have beauty and cleverness, but these attributes are not essential to happiness; but modesty, truth, kindness and sympathy are among the womanly characteristics which he feels sure that a wife should possess, and, above all, she must be one whom everyone respects.

## REPLIES TO CORRESPONDENTS.

*B. H.*—On being presented with a scholarship or a medal it would depend upon the custom of the school whether the recipient is expected to make a little speech, but under almost any circumstances it would seem proper to say a few brief words in acknowledgment of the honor, somewhat in this form: "I deeply appreciate the honor conferred upon me and shall always endeavor to prove myself worthy of the compliment bestowed." 2. Wellesley College, Wellesley, Mass., and Radcliffe College, Cambridge, Mass., offer exceptionally good opportunities to women students.

*Constant Reader.*—It is not necessary for a girl to put on colors on her father's second marriage, when she has been in mourning for her mother for a year and a half. If she prefers to wear mourning for two years, she may do so, as that is considered the proper period of mourning for a parent.

*Inquirer.*—The host places the guest of honor at his right at table, and each lady is seated at the right of the man who takes her in to dinner.

*Muffy.*—It is proper to send a separate invitation to Mr. Smith and one to Miss Jones, even if they are engaged to be married.

*Sady.*—It is unnecessary for a girl to offer refreshments to a man who calls to see her. If a girl's parents do not object to her accepting an invitation from a man for a car ride or to take ice-cream with him, it would be best for her not to speak about the expense.

*Girl of Sixteen.*—If a girl sees a friend at an entertainment whom she has not seen for some time, she should bow to him, or she may say a few words in passing, but she should not invite him to escort her home.

*S. N. S.—1.* The dress of a girl of fifteen or sixteen should reach to her ankles. She should not put up her hair high on her head, as

women do, neither should she have it crimped, but drawn back, braided and looped at the back of her head, low down, and tied with a black ribbon. At eighteen a girl may arrange her hair in the fashion for older women. 2. If a man visits a city where a young girl friend lives, he may very easily find time to call on her, if he wishes to do so, but a girl should never call on a man. 3. It is in best taste not to wear jewelry. 4. A fad is a fancy, an affectation, and must not be confused with the positive rules of good form which always exist without alteration in society. 5. The fashion of calling girls by their names, instead of by nicknames, is daily growing in favor. The nicknames Maggie, Kitty, Mollie and Nonie have given place to Margaret, Katharine, Mary and Eleanor, and these beautiful old English names seem to add dignity to their owners.

*Crystal.*—1. Read the hints at the beginning of this page, also the reply to S. N. S. 2. It is not proper for a girl to speak to a man whom she does not know, and if she meets him constantly at the houses of friends and he seems to recognize her, the proper thing for him to do is to ask someone to introduce him. 3. Slippers are worn with evening dress, and gloves are preferred to mitts.

*Annie F.*—1. The reply to S. N. S. will aid you. 2. If a man presents you with something which you think you should not accept, you can tell him very politely and kindly that your parents do not wish you to receive such presents. Flowers, bonbons and books are the only gifts which a man can with propriety offer a girl.

*Fun.*—1. See the reply to S. N. S. 2. A girl of fifteen should not go to places of amusement without her parents or some older persons.

*Esther.*—Read the suggestions at the beginning of this page.

*B. B.—1.* If a man is introduced to a girl by her brother, it is reasonably certain that he is not an undesirable acquaintance. Brothers are, as a rule, most particular in regard to the men whom their sisters know. 2. It is a woman's privilege to ask a new acquaintance to call, because women are free to accept or reject a man's advances and theirs is the right of invitation to their own homes. If a girl wishes to ask a man to call, she can say that she would like to have him meet her parents and her sisters. This protects her from seeming to make advances and shows him that she wants her men friends to know her family, and it is only proper that a man should be introduced to her parents. 3. Women are now engaged in so many occupations that they are constantly thrown in contact with men during the day, and they should be careful to attend in a business-like way to any business that arises. A woman can very quickly discourage personal remarks by showing that she has no time to waste, and a man is not likely to misunderstand her if she is obliged to go regularly to his office on some business errand, or to imagine that she has any personal interest in calling there, if she has a quiet business-like manner and goes away immediately after attending to necessary matters.

*Mae.*—It is not customary to have church bells rung at a wedding unless there is a chime of bells in the belfry. If that case joyous wedding hymns are sometimes rung as the bridal party is leaving the church.


*M. C.—1.* As your wedding is to be so informal the best plan would be for you to write notes to your friends about a week before the day appointed. Even those to whom you have spoken about it would like to be remembered by a special note of invitation. It would not be advisable to say anything about not wishing to receive presents. It is best to let your friends do as they please in regard to sending presents. 2. Since your mother is an invalid it will be perfectly proper for you to order the engraving of announcement cards. 3. If your mother is too delicate to stand up and receive the guests, she can be seated and your sister can receive standing beside her.

*Clover.—1.* Informal visits among friends may be made in the morning or early in the afternoon, and it is not necessary to leave cards always for intimate friends whom one is in the habit of seeing often. Formal visits should not be made earlier than three o'clock in the afternoon and cards should be left if people are not at home. 2. It is proper for a man to wear evening dress after six o'clock. 3. It is customary for a host to be seated at one end of the table and the hostess at the other end. Even when there is no servant this would be correct.

*F.*—Gloves are not worn in receiving unless at large "at-homes." 2. A bride may begin to return calls within a few weeks. It is always best to get these social duties off one's mind and not allow a long list of visits to accumulate.

*M. S. G.*—If the man to whom you are engaged is to visit your family, it would be best for your parents to give an entertainment during his visit, so that your friends may have an opportunity of meeting him.

*Vera.—1.* Queen Elizabeth of England died on March 24, 1603, in the seventieth year of her age and the forty-fifth of her reign. 2. A letter to the Queen of England should be addressed, To Her Majesty Queen Victoria, Windsor Castle, England.



What would our grandmothers have said could they have beheld the beautiful and convenient structures which are being erected in various parts of the country for the use of women's clubs? In fact, twenty-five years ago a woman's club house would have been looked at with strong disapproval by most people of both sexes; but the woman's club house of to-day has become an established thing and is generally accepted as a sign of progress and even a business enterprise.

The first woman's club house to be erected in this country was the Athenæum of Milwaukee, Wisconsin. It is a beautiful and commodious building and was a success from the start. The method employed—which has been followed by many clubs since then—was that of forming a stock company within the club with a capitalization of \$25,000 divided into shares at \$25 each. It took some time to dispose of these shares and put up the building, but it was done with great success, and improvements have since been added which make the property now worth \$40,000, earning handsome dividends each year. The building is a center of women's activities in Wisconsin and will be one of the points of interest at the biennial next Summer, when thousands of women will gather from all parts of the country to attend the meeting of the General Federation of Women's Clubs. The Athenæum is built of stone, in the Romanesque style of architecture, and contains a big auditorium and plenty of parlors, smaller halls and reception rooms, with a kitchen and all sorts of conveniences.

The New Century Club house of Philadelphia is one of the best known in the country by reason of its having been one of the earliest, and also from the fact that the biennial which met there four years ago assembled hundreds of women from all over the country, who made this their headquarters and inspected its many beauties; and this year the meeting of the Council of the General Federation in June brought together in that place again many hundreds of presidents of women's clubs. The New Century Club house is built in the style of the Italian Renaissance and cost \$50,000. It is centrally located well down town where the members can make use of it at all times for meetings and as a place of rendezvous or for luncheon every day. The architect was a woman, and the interior decorations were the work of feminine fingers as far as possible.

The Quaker City has another club house which was built by




THE ATHENÆUM, MILWAUKEE, WIS.

a much more exclusive club known as the Acorn Club. This is a large and flourishing organization which does not belong to the Federation, nor, as a rule, open its doors to club women outside its own register. The president of the Acorn Club is Mrs. Cornelius Stevenson, who is so well known in club and in archeological circles all over the country. This club has a beautiful

house on the best part of Walnut Street and is fitted up more like a man's club house than any of the others in this country. There is a fine restaurant, beautiful library, reading and lecture rooms, and above are sleeping rooms as exquisitely fitted up as any lady's chamber at home, for the use of members of the club and their guests.

The New Century Club is much more democratic, however, and while it numbers some of the finest women in Philadelphia it takes in women of all classes, according to the modern idea of club life for women. Mrs. Henry C. Townsend was president

of this club when the idea of building a house was evolved. The Philadelphia women became fired with the desire to own a club house, after they discovered what the women of Milwaukee



NEW CENTURY CLUB, WILMINGTON, DEL.

had done, and a stock company was started with Mrs. Townsend as president, capitalized at \$50,000 and with the shares \$50 each. One member immediately took one hundred shares and thus gave an impetus to the movement which did not desert it to the end. The house, of which Mrs. M. P. Nichols was the architect, was opened in 1892. It is a beautiful building, with reading and committee rooms and the superintendent's office on the first floor and a large parlor at the rear. On the next floor is the auditorium, which seats five hundred persons, smaller rooms opening beyond it. On the third floor are ladies' dressing-rooms furnished with folding beds, and the kitchens are on the fourth floor. There is a stage in the drawing-room; and here the decorations are particularly fine, though they are very dainty in all parts of the house. The entire cost of building and furnishing was about \$80,000. The club rents certain parts of the building from the stock company for its exclusive use, while the auditorium and lower rooms are rented to outside clubs and return a small interest on the money.

In Pennsylvania there is a small club house connected with the Bradford Woman's Club of which the ladies are very proud.

The Ladies' Literary Club of Grand Rapids, Michigan, laid the corner-stone of its club house in July, 1887, and the house was dedicated the following year. This was one year after the stock company for the Athenæum of Milwaukee was formed, so the Grand Rapids club house was one of the very earliest. The building is of white brick and Ohio bluestone, with terra cotta trimmings. The Ladies' Literary Club of Grand Rapids is one of the finest clubs in the country, as well as one of the largest. The club house has always been heated and cared for by a janitor, and the rental of the auditorium to outside persons for concerts and entertainments brings nearly \$3,000 a year, so that instead of being a burden the house is a very handsome investment property. Not only is the auditorium rented for chamber concerts and such gatherings as are too small for the larger halls of the city, but the dining hall is frequently rented for banquets and other clubs rent rooms in the building for their meetings.

The New Century Club at Wilmington, Delaware, which was formed in 1889, has always been one of the most progressive clubs in the country, and distinguished itself by building a club house early in its career. The year following its organization outline plans of a club house had been sketched, the club incorporated and a charter secured, and the prospect of having a club house was most encouraging. By the following March \$10,000 had been subscribed, and a choice lot had been pur-

chased for about half that sum. Mrs. Nichols, the woman architect, planned this building also, which is decidedly different from the Philadelphia club house, owing to the fact that it is a detached building standing on a large lot. There is a well-equipped drawing-room on the first floor capable of accommodating six hundred persons, suitable for receptions, concerts, dramatic performances and other entertainments. There is a café and a pharmacy also on the first floor, which bring an income to the club. On the second floor are double parlors which serve a variety of purposes, both for the club and rental, while on the third floor are ladies' and gentlemen's dressing-rooms; the kitchen is in the basement. The house is heated by steam and lighted by electricity. It was finished in 1893, and prominent club women from all parts of the East were present at the dedicatory exercises. This building cost about \$38,000.



WOMAN'S CLUB, PEORIA, ILLS.

Peoria, Ill., has a handsome club house which was completed in 1894, the stock company having been formed in 1891. Mrs. Clara P. Bourland was president during the years when the club house was being built and opened, and great honor is due her for all she accomplished during that time. The house has an ideal auditorium, beautiful and imposing, with a spacious stage and a seating capacity of five hundred. The parlor is spacious and beautifully decorated and furnished, while the library, committee rooms, dining-rooms, kitchens and accessories are all arranged with a view to comfort and elegance. This gives the club a delightful and permanent home, although the members have not tried to make it a business investment in any way.

The Dorchester, Massachusetts, Woman's Club has built a beautiful club house within the past two years; it was formally opened to the public last Winter. A woman's club of Andover had built a club house previous to this, but the Dorchester Club has the honor of erecting the first club house in or near Boston. This is a beautiful building—in colonial style, the spacious entrance hall containing a handsome staircase leading to the floor above, where are located the reception rooms at the left and the front of the building, all of which may be thrown into one large parlor for great occasions. At the right of the building is a beautiful auditorium which will seat six hundred easily, with a good stage and possessing excellent acoustic properties. Below is a large banquet hall a kitchen and all the necessary equipment for a first-class club house. Although Dorchester is situated outside of Boston, a number of the Boston clubs have rented the club house for receptions and meetings, and several of the other Dorchester clubs occasionally rent it for their meetings, so that while it was not put up for a business investment, it is bringing a certain return in a financial way. This building was raised by a stock company formed within the Dorchester Woman's Club and having for its president Mrs. Ella C. R. Whiton, the treasurer of the club. Mrs. Whiton is a woman of remarkable executive ability and energy and, with a few other leading spirits, worked indomitably until the house was an accomplished fact.

So far these club houses have been built by one club or a stock company within a club. It remains to see what will be done when a stock company formed of many clubs in a large city shall raise a great block devoted to the women's clubs of the entire city. Says Mrs. E. Morgan Dockroll very truly: "The ideal women's club yet to be will belong entirely to and be governed by its members, each of whom will be a share-

holder. Standing in some great central thoroughfare, it will have, as well as all the ordinary club rooms a spacious hall attached for concerts, lectures and debates, a gymnasium, a billiard room and a swimming bath. This club will have its branches all over the land. One by the sea to which town members can go when in need of rest and change of air; another in the country within short train or bicycle run of town where golf, tennis and other outdoor games can be played. It will whenever possible give concerts or act a play for inmates of a workhouse or patients in hospitals. It will have its big soup kitchen and clothing club, superintended by members, and at work all the year round for the benefit of the poor. It will be a center for all things affecting women, politically or otherwise. This is the club of the future."

Such a club house may soon be a reality in Boston. The Woman's Club House Corporation of Boston is a stock company made up of delegates from most of the clubs in Boston and vicinity, there being some sixty clubs, more or less, represented in the organization. The capitalization is \$250,000, of which about one-half has already been subscribed. An ideal lot has been bought on Beacon Street below the State House and near Tremont Street. This is one of the most convenient and central locations in Boston, and the purchase of it pleased the representatives of every club interested—a great point gained. The plans call for a set of reception rooms on the first floor, a beautiful auditorium on the second floor which will seat six or eight hundred persons, a series of parlors on the third floor and other rooms which will be rented to clubs either as permanent or transient headquarters and a large café at the top. The building will be ten stories high, and many of the offices on the upper floors will be rented. There will also be two stores in the basement fronting on Beacon Street to rent, so that the property will prove a good investment, bringing a sure rental and fair per cent on the money invested. It will be handled entirely as a business proposition and in fact the prospect is so good that many offices and the stores have already been engaged to be occupied as soon as the building is completed.

The Arundell Club of Baltimore owns its club house, situated on a fine corner in a pleasant part of the city. Many other clubs' own handsome club rooms in business blocks in other towns; among these are the Woman's Club of Cedar Falls, Iowa, the Middlesex Club, Lowell, Mass., the Reviewers' Club of Denver, the Saturday Club, Brunswick, Me., and the Middleboro Woman's Club, Kentucky.

In Indianapolis the woman's club owns a building known as the Propylæum, which was built in 1888, costing about \$28,000. This club house is largely due to the efforts of Mrs. May Wright Sewall, who is so well known all over the country in connection with the International Council of Women. Mrs. Sewall was at that time president of the woman's club, and her courage and perseverance brought the club house from a dream to an established fact. This was the third club house in the country, the



WOMAN'S CLUB HOUSE, DORCHESTER, MASS

Athenæum of Milwaukee and the Grand Rapids club houses being finished before this was launched upon its career. Beside being of great use to its members, it is said to be an indispensable and paying institution, as it is rented for outside entertainments. Minneapolis and Cincinnati clubs are taking steps also toward building club houses. HELEN M. WINSLOW.

# THE GREAT SCOURGES OF HUMANITY.\*

By GRACE PECKHAM MURRAY, M. D.

## No. 3.—CONTAGIOUS DISEASES.

A great German writer on contagious diseases says, "As far back as history goes we find records of devastating scourges. These great diseases have often destroyed the army of a conqueror; they have been the means of removing whole races of mankind from the face of the earth; they have often given a death blow to advanced civilization, or have left strange and enduring impress on the intellectual life of great nations. And at the present day the mortality of infectious diseases forms an extraordinary large portion of the total mortality. All the other mighty casualties of nature, such as earthquakes, volcanic eruptions, mountain avalanches, hurricanes, inundations by sea, have never in the history of the world even approximately destroyed as many human lives as a single ordinarily extensive epidemic." He also adds that which was the sorrowful and unexpected experience with our soldiers in the late Spanish conflict, "Even in war the devastation which has been produced by the scientific instruments of death is usually not so great in extent as that which has been produced by the infectious diseases which have broken out in armies."

The human race has been decimated from earliest times because of this communicability of disease. The "Black Death," which occurred in the middle of the fourteenth century, is estimated to have carried off one fourth to one third of the population. It raged with greater severity in some parts of Europe than in others. In Italy the historian says that one half of the population was swept away.

### THE CONTAGION OF TO-DAY.

While since the earliest times these great plagues have wrought destruction, carrying off whole families, tribes and, one might say, races, this century has witnessed a change, a change due to the increasing knowledge of the causes of the trouble, and the concerted action of nations to prevent the carrying of disease from one nation to another and from one state to another. To-day the world owes everything to that most modern of all sciences, Hygiene, which may be defined as the science of cleanliness. The great contagious diseases, plagues, cholera, smallpox and typhus and other fevers have had their origin in the Orient. Human beings live and swarm together with less regard to health and cleanliness than animals observe. Here are the hot-beds of disease, from which are propagated the germs of destruction, which spread along the lines of travel westward, and so around the world. The caravan starts West and the diseases accompany it. They take passage on the steamers, they speed along the railways, and so search out victims in the farthest corners of the earth. The poisons exhaust themselves and the diseases remain latent for a while, and the health of a community is restored and the story of the dread ravages passes into history. The epidemics which have occurred in this century have been as nothing in comparison with those of the past. Cholera, typhus and smallpox have marked certain years for their own in different parts of the civilized world, but they have been confined and stamped out. La grippe or the influenza is the only illustration of epidemic diseases that the present generation has witnessed. It has recurred in the various parts of the United States a number of times since its first appearance in 1889, at which time whole families were stricken by it. The statement is made that the loss of life by the influenza has been greater than that caused by the last epidemic of cholera in England.

### DEFINITIONS AND DISTINCTIONS.

There is great confusion in the popular mind over the vocabulary of contagious diseases and infectious diseases. These are affections which are caused by poisons entering the system, and differ from ordinary poisons in that they have the power under certain favoring conditions of reproducing themselves to an endless degree. When they occur in a few localities and not generally, they are called endemic, in contra-distinction to

epidemic, which means that they are prevalent through the whole country. These diseases have been called contagious when the poison is communicated by means of contact, that is, when it is transmitted from one individual to another, either by means of the clothes, the breath, the secretions or by actual touch. They are infectious when the poison is transmitted through the air. These are the old-fashioned distinctions, and they gave rise to considerable confusion, as it has not always been easy to classify them according to these distinctions, and the latest writers ignore these distinctions and say it is much better to give them entirely up. All this has come about because the opinion is constantly increasing that all these diseases are attributable to micro-organisms; hence it is that we can use the one broad word "contagion" to cover these numerous diseases which have decimated the human race and against whose ravages up to the present century the human race has struggled with so little success. But to-day advances have been made. In Calcutta, that hot-bed of disease, in 1805 there were 18,037 deaths from communicable diseases, while in 1881 there were only 6,741.

### THE THEORY OF MICROBES.

The theory and practise of medicine may be said to have been revolutionized since the discovery of the microscope. Every year human ingenuity has added to the power of this instrument to search out the secrets of the human frame. The composition of its fluids in health and disease is now known, and the state of the tissues and the hidden working of the inner recesses, the fastnesses of Nature's laboratory, have been revealed. I believe that we are only at the beginning of these great discoveries relating to vital processes, and the results in regard to the discovery of causes of disease will be more astonishing in the future than they are to-day. In no direction has the influence of the microscope been so great as in that of transmissible diseases. It sweeps all these diseases, cholera, smallpox, diphtheria, pneumonia, consumption and the fevers into one great category—diseases caused by contagion, and by contagion is meant the poison generated by micro-organisms, each disease having its own peculiar micro-organism, producing its peculiar poison. Every year sees the number of diseases which can be asserted to have its own micro-organism increased. The cure and prevention of these diseases called contagious depends therefore, upon the knowledge of the bacteria which occasions them, and how to destroy them and to prevent their increase. Some of these organisms cannot exist in the air, and, therefore, the diseases are not spread except by contact. Others are very tenacious of life and exist a long time in the air. Measles is an illustration of this. Some in order to be carried in the air must be dried; they are inert as long as they are moist. Others yet, as the cholera germ, die because of dryness and heat.

### IMMUNITY.

It is now recognized that contagion is a micro-organism which exist in innumerable numbers of every species and kind, each capable of poisoning the human system after its kind. The pneumonia bacillus selects the lungs, the typhoid the intestinal tract, the pus-forming germs enter wounds and make them suppurate and prevent healing, and so on through the whole list of contagious diseases. These germs affect different persons differently. They spread with the greatest rapidity, poisoning the whole system, and before there is power to rally the individual is hurried to an untimely death. Others suffer only mildly, while others are not affected at all. Such persons are said to enjoy immunity from the disease, because of which they thus escape. There are two kinds of immunity, natural and acquired. There is much said about immunity these days, by which is meant that there is power in the body to destroy the poison which is introduced into the system and also produced there. Acquired immunity is familiar to all in those diseases which have entered the system once and do not return. Smallpox, scarlet fever, measles and mumps are familiar illustrations of this. The condition of the system has much to do with ren-

\* A series of four practical papers by Dr. Grace Peckham Murray. No. 1, Consumption, appeared in the number for March. No. 2, Cancer, appeared in the number for June.

dering one immune to contagion. If one is weakened and run down, the bacteria find a much easier task. Experiments have proven this in relation to animals and fowl. They may be immune to a disease ordinarily, but when exposed to cold, hunger and fatigue they succumb.

The recognition of these facts in regard to immunity of transmissible disease has led to the most singular medication that has ever been used and bids fair to overturn all former ideas of the prevention and treatment of these diseases. I refer to the use of anti-toxins, to which has been given the name of "Serum-therapy."

#### BACTERIA VERSUS BACTERIA.

Certain investigators discovered that the serum, which is the watery part of the blood, could in susceptible animals be rendered antidotal to certain bacterial poisons by a gradual introduction into the animal of the poisons until a point of tolerance was reached. The bacteria are cultivated in test tubes, and the poisons which act upon the body are thus produced. By hypodermic needles made especially for the purpose these poisons are introduced into the blood of animals, and there the same poisons are again cultivated; the serum of the blood of the animal is thus impregnated and can, in its turn, be used to combat the bacteria of the disease in another. This is manufactured the anti-toxin used in diphtheria, and from which such great results have been obtained. A certain authority claims that by its use the cases of diphtheria in Berlin have been reduced to one fourth of the number in former years; and statistics of the New York Health Department for the past year show that the mortality from diphtheria has been reduced from the thirty-five or forty per cent. of the cases of former years to fifteen per cent. The preparation of anti-toxin is carried on in the city laboratories and can be obtained from the Health Department. It is prepared from the cultures of the bacteria of diphtheria which is made in a test tube. The fluid in which the culture is made is then injected into horses which are kept for that purpose. The serum of the blood of these horses is the medication known as anti-toxin. This is injected into the child by means of hypodermic syringes. Extensive experiments have been made in tuberculosis as a preventive and cure of tuberculosis in cattle, and it is hoped that it will ultimately prove as effective in cases of consumption in human beings.

The widest experiments are going on in this direction at the present day, and no one can tell what will be the outcome of it. A writer in a recent work on the subject says, "In the present state of our knowledge it is impossible to say to what extent acquired immunity in human beings is due to the presence of anti-toxic substances in the circulating fluids or to indicate how far the observations that have been made on diphtheria are applicable to other infections." It seems a weird kind of medicine, that of fighting the bacteria with their own poisons. The medical profession as a whole regard this new medication with mingled feelings; some think that the true principles of overcoming disease have been found, and others that the use of the serums in fighting contagion is on a par with the charms and amulets of the middle ages used in warding off the Evil Eye, which was regarded then as the origin and cause of all troubles and diseases. The fact remains, however, that these procedures have given results, and the idea that bacteria cause contagion has done more than any other theories of diseases held in the past, and by the use of measures suggested by these theories the great plagues which at regular intervals decimated the human race have become matters of history.

#### THE VALUE OF VACCINATION.

It does not seem possible that a person in these days could question the value of vaccination as a preventive of smallpox and would take measures to discontinue its practice. It must be that such an one has taken a most cursory and biased view of the history which tells of the epidemics of this disease that carried off whole families and changed the dynasties of Europe. The disease of smallpox is one of the earliest known, and has long enlisted the ingenuity of man in the fight against it. The best means up to the eighteenth century that could be devised was that of inoculation. It was thought that it prevented the scarification and disfigurement of the face. There were many fatal cases. The account given by Jenner shows the barbarous methods taken. When he was eight years old he was purged and bled and kept on a very low diet and given a certain drink "to sweeten his blood." He was then taken

to the inoculation stables, where he was penned up in a terrible state of disease. He never got rid of the impression that it made upon him, and as soon as he began his medical studies he turned his thoughts and investigations in this direction. He noticed that those who had had cow pox did not have smallpox. He was much struck by the observation of a dairy maid, who remarked, "I cannot take the disease; I have had cow pox." The whole history is one of the most interesting chapters in medical literature, and I wish there were space to dwell upon it. The methods were at first crude and in some instances the vaccine fever ran high, and so opposition was created. When Jenner was attacked in his theories by the *Edinburgh Review*, he said, "It will do incalculable mischief. It means one hundred thousand deaths at least." The opposition to vaccination which is now rife in England and which has led to the repeal of the laws making vaccination compulsory will result in a spread of the disease. It is said that since vaccination was rendered compulsory in Prussia smallpox has almost entirely disappeared. This is true of New York. Months together pass without the appearance of a single case, and when now and then a case is found the precautions of disinfection and vaccination soon cause it to cease. The fever and disturbances of vaccination are so much more rapid than that of smallpox that it is possible to head off the disease. This discovery of Jenner's may almost be considered as the precursor of the serum-therapy, and the cause of vaccination rendering a person immune to smallpox may be the same as that of anti-toxins in diphtheria. The value of vaccination is that it generally prevents the disease, and if it does not do that, it mitigates it. Formerly the disease prevailed most among children, and the mortality was then the greatest. Now it is a disease of adult life.

The objections of the anti-vaccinationists are first that it does not protect. If the vaccination is properly and thoroughly done, it will protect. It should be remembered that the vaccination should be repeated once every ten or twelve years at least. Then again they say there is a risk of being inoculated with other contagious diseases. The cases in which this happens are very few. It could be entirely avoided by using only the bovine virus, and that of cows which have been carefully inspected. The practice of using humanized virus was much more common formerly than at present, for the reason that the reaction from such vaccination was much milder. In some susceptible persons—rare cases—the fever and illness occasioned by a first vaccination are very great. A rash may appear over the whole body, and pustules form here and there at places quite remote from the inoculation. Instead of feeling alarmed and attributing the results to vaccination, it should be a matter of thankfulness that vaccination in so susceptible a person could be practised, for had the smallpox been taken instead it would have in all probability resulted in death.

The anti-vaccinationists also argue with great heat that compulsory vaccination is an invasion of individual rights. They might just as well say that the laws regulating isolation of contagious diseases are invasions of individual rights. The discovery that the hygiene of the unit meant the hygiene of the whole is the triumph of modern sanitation and what makes it possible to regulate and control disease so that the ravages of the past can no more take place.

#### CONCLUSIONS.

I do not think that it can be said with absolute certainty that the poison of contagions is due to microbes. In many of these transmissible diseases the microbes have not yet been discovered. Nevertheless the results that have been accomplished through working on these hypotheses have been the best since Adam left the Garden of Eden and suffered disease and death as a punishment for his sins.

The antidote to the deadly microbe is cleanliness. Carelessness in going about and when suffering from these grave disorders, exposing others to the same, is truly criminal. It is pressing the chalice of death to the lips of brother and neighbor. One should do all in his power to prevent the spread of these diseases. This can be accomplished by disinfection—by personal disinfection, the disinfection of houses and clothing and utensils, and in the management of the sick room where there are communicable diseases. The boards of health issue circulars giving minute and especial directions in these matters. Instead of having to apply for them, the rules and requirements should be sent to and posted in every house. The three disinfectants that are within the range of every one are cleanliness, light and air.

## MODERN LACE-MAKING

## BREAD-TRAY DOILY IN IDEAL HONITON.

FIGURE No. 1.—A very pretty doily in Ideal Honiton work is here illustrated. It is made of sheer linen, braid sold expressly for the work and wash silk floss. Ideal Honiton has been, from time to time, shown in THE DELINEATOR, and most of our readers are familiar with it. The braid is basted on in the design desired, caught down with long and short button hole stitches of wash silk floss and otherwise finished with outline stitch. After all this is done the linen is cut from under the braid which is open and lace like. Ideal Honiton is used as a decoration for all sorts of table or bed linen, so as to be laundered with little trouble and no het-




FIGURE No. 1.—BREAD-TRAY DOILY IN IDEAL HONITON.

## MONOGRAM IN MODERN LACE.

FIGURE No. 2.—Initials and monograms made of lace braid and fancy filling-in stitches are very popular at present for marking table and bed-linen, and in very dainty varieties for lingerie, handkerchiefs, etc. The illustration represents the idea faithfully. Of course the style of letter or monogram may be varied. A professional lace-maker can supply designs and sizes if the amateur is not able to design them for herself. The letters or monograms are appliquéd to the linen after they are wrought, and then the fabric is cut from under the work.

For the information and to give given in this article, thanks are due Sara Hadley, professional




FIGURE No. 2.—MONOGRAM IN MODERN LACE.

riment to its beauty it is a most desirable variety of modern lace. Colored floss is sometimes used for the button-holing.

lace-maker and designer, and importer of materials for lace-making, No. 933 Broadway, New York.

**HEALTH: HOW TO BE WELL, AND LIVE LONG.**—The special mission of this pamphlet is fully indicated by its sub-title. Rational personal care of one's natural physical condition, without the aid of drugs and medicines, except when the latter are absolutely necessary, are two of the many strong

points of the subject matter of the pamphlet. Every chapter is valuable to every reader of it; and a perusal of the entire collection, with an adoption of its suggestions, is almost an assurance of an agreeable, green old age. Price, 6d. (by post, 7d.) or 15 cents per Copy.



# COLLEGE NEWS

By CAROLYN HALSTED.

## NOTICEABLE CHARACTERISTICS OF THE VARIOUS COLLEGES.

On examination of the catalogues, calendars and reports of the many leading colleges and universities the curriculum of each one will be found to compare very favorably with that of its neighbor, all maintaining about the same scholastic standards. And yet each institution has its own personnel and is marked by distinctive features whose influence usually stamps their impress on the minds and bearing of the youthful Bachelors of Arts, Science and Philosophy going out from the classic halls.

Bryn Mawr is characterized by its scholarly atmosphere, all that partakes of sentimentality and ultra-femininity being frowned upon by students and faculty alike. Its large and strong graduate department undoubtedly has much to do with this prevailing condition. The advanced workers are all there with some definite end in view, are hard students devoting most of their time and energies to their books, original investigation and research, with very little inclination for frivolities, and naturally they create for themselves a somewhat erudite environment that has its influence on the college and the undergraduates. Then the tone of the English university is adopted wherever feasible, from the Cambridge strength in mathematics to the Oxford cap and gown, all of which tends toward the learned atmosphere. The stately buildings with their English air and names lend themselves toward it, too, as do the fine laboratories and apparatus with which they are equipped. The girls who go to Bryn Mawr usually choose it for their Alma Mater because of its reputation for scholarly proclivities, and quickly fall in line themselves, giving their support to its flats and institutions—such as self-government, which is a telling point at Bryn Mawr, as it was the first college to introduce this form of home rule. The student body makes every effort to live up to the college ideals. Their annual publication, *The Lantern*, expresses the spirit of serious, intelligent scholarship and will not lower its standards, every contribution being selected and edited with the greatest care. Even in their athletics and their diversions the girls are mindful of their ideals, suppressing from the public eye anything that savors too forcibly of girlish pranks.

Mount Holyoke is a keenly alert and progressive seat of learning that keeps abreast of the times along all lines, being fortunate in possessing a corps of professors and instructors who are very wide awake and up to date. This makes its marked Christian spirit and tendencies all the stronger and more acceptable. The college took its keynote from its founder, Mary Lyon, whose beauty of character might with wisdom be emulated by every aspirant for Mount Holyoke honors. The missionary spirit has always received encouragement there; many young workers in missionary fields having gone forth from its doors. At chapel in Mary Lyon Hall, one of the handsomest of modern college buildings, the weekly afternoon service is often conducted by some

noted preacher from the outside world, who brings a broadening influence into the quiet college center. The little *Students' Handbook*, bound in dainty blue, Mount Holyoke's color, is thoughtfully published by the Young Women's Christian Association of the college for the special delectation of the incoming freshmen, a copy being sent to each one, giving useful suggestions and information. But particularly is this spirit of Mount Holyoke noticeable in the character and personality of its students both undergraduate and graduate. Perhaps they bring some of their charm and sweetness with them; perhaps it is largely engendered by their collegiate discipline. The fact remains that with all their cleverness and store of knowledge they are so delightfully simple and natural in manner, so unconscious of their brains and education that they are singularly companionable and warranted to refute some of the slurs occasionally cast upon the college-bred woman as being "a thing apart."

The girl who has a penchant for athletics, especially boating, is apt to decide in favor of Wellesley, as the physical department has a wide reputation, its director, Miss Lucille Eaton Hill, ranking as a leader in feminine college athletics. She is a thorough athlete herself, having made a careful study of physical culture in all its ramifications, and deals with it from a practical and scientific standpoint. No part of a student's athletic training at Wellesley is cut and dried, there is no striving to come up to any standard. Miss Hill declares: "Skill, quick response of muscle, agility, grace and fine technique are our objective points—not muscle to accomplish any record in endurance and in competition. I believe in competition in *form*, but not in 'heavy' work." The girls are encouraged to take the training with mental relief and are taught to play such games as "Fox and Geese," "London Bridge is Falling Down" and "The Last Couple Out." The various class teams in all the different sports are selected and ranged in respect to their mental attitude as well as their brawn and muscle. A girl who bears a reputation for staying up late at nights, indulging in sweets and otherwise indicating her want of mental balance is never chosen. It is a Wellesley tenet that intel-



SENIOR DRAMATICS.—SMITH.

ligence shows in athletics as plainly as in mathematics, and, as a rule, the leader in logic and mathematics makes the champion athlete because of her accurate training and sound mental poise. The facilities for aquatic sports at Wellesley surpass those of any of the other women's colleges, except, perhaps, Wells, none of which can boast a sheet of water comparing with beautiful Lake Waban. It is, therefore, only a natural sequence that boating should have reached the highest state of perfection at this New England center. The Wellesley girl seems to take to the water as naturally as a duck, and derives an immense amount of fun and enjoyment out of it. The handsome boat-house almost overhanging the lake cost in the vicinity of three thousand dollars and was built through the efforts of the students. It is always the focus of crews and spectators on the far-famed "Float Day," Wellesley's gayest festival. Miss Hill is constantly on the alert for some new manner of sport and the latest addition to the athletic repertory is discus throwing, the discus being the quoit of the ancient Greeks.


Perhaps the most defined general aim of Smith College is to extend a course of training to its great body of students that shall correspond as nearly as possible to the life lived at home of



the average young woman. The dormitories are small, so that each household has a good deal of the family circle air about it. Few rules or restraints are placed upon the members, who, if they show themselves disposed to do right, have about as much freedom and independence as if in their own homes. The campus and buildings are almost in the midst of a good-sized and progressive town, with other and larger ones near at hand, thus enabling the girls to do their shopping, go to a concert or play or entertain friends.

The social atmosphere of Northampton is a refined and literary one, George W. Cable, the writer, being one of its representatives, and many of the girls bring letters of introduction to the prominent townspeople or meet them through their church connection, and in this way enjoy social intercourse outside the college walls. Besides, a great many of the students live "off the campus," which means they are housed in private families in town, board themselves or form cooperating groups which affords them plenty of liberty while taking nothing from the college spirit. Northampton possesses two fine public libraries, the Home Culture Club, founded by Mr. Cable, and plenty of charitable work, all patronized by the young collegians and adding their quota in establishing a great educational plant which caused an able critic to express the opinion after a study of all the forms of education for women that "The Smith life is the most natural."

One of the smaller features of note at Smith is its discipline in dramatic work. The Halloween frolics, the impromptu plays—those given by the different halls and by the numerous societies—all lead up to the year's climax of the Senior Dramatics at Commencement times, when the Shakspeare play is presented by picked members of the graduating class. This is a most finished example of the dramatic art, rarely equalled, never excelled, by anything in the same line at the other colleges. This training is of great value to the student, broadening her mind, strengthening her memory, sharpening her wits and cultivating a most desirable self-control and ease of manner that will serve her well in the years to come.



COSY CORNER OF GREEK-LETTER-FRATERNITY.—BALTIMORE

Vassar and the Woman's College of Baltimore might be designated as all-round institutions in their object and influences. They aim at the highest and best in everything and live up very creditably to their ideals. Both their able presidents, Dr. James M. Taylor and Dr. John F. Goucher, reiterate that their institutions are colleges, not universities, believing it wiser to expend the regular income and all additional gifts on enlarging and perfecting the scope in undergraduate facilities, that during their four years the students may have the finest instruction, apparatus and environment procurable. After securing their Bachelor of Arts degree, they are prepared to take advantage of graduate work at Harvard, the University of Chicago or foreign educational centers where the opportunities for study and research must of necessity be greater than could be offered by even the most advanced woman's college. Some educators go so far as to hold that the plan of combining, to any extent, graduate and undergraduate work at the women's colleges is as unwise as that of housing the preparatory department under the college vine and figtree.

The Vassar girl is a gay, independent young person, as well as

quite a learned one. She is thoroughly in earnest and takes naturally to her daily portion of study, knotty questions in logic and political economy, class grinds or original briefs and argumentative themes. The courses offered her in ethics, Greek, history and English are notably strong; she is "away up" in athletics and has all the freedom in self-government, dramatics and social life that she craves. Small wonder that she is attractive and good to look upon. She is surrounded by lovely country, the lake, the glen, Sunset Hill, broad meadows and shady orchards to satisfy her love of Nature, and yet she is only three miles from the prosperous city of Poughkeepsie and a short journey from New York itself, so there is no excuse for her becoming provincial. If she wishes to continue her studies at her Alma Mater after securing her first degree, she may do so, for graduate courses are offered and the A. M. degree conferred.

The Woman's College of Baltimore offers inducements in being located in a charming city with a desirable climate, close to the stimulating influences of the Johns Hopkins University, and near Washington, whose public buildings are an education in themselves, beside the fact that here is the seat of Govern-

ment and the focus for great men and national events. President Eliot of Harvard has called it the best equipped college for women in the country, its fine department of biology being remarkably strong and its two gymnasiums, adjoining each other, stocked with machines and appliances of the latest and most scientific design. It has been progressive enough to introduce Greek-letter fraternities before most of the other women's colleges, though this step is now being followed elsewhere. These societies are the cream of college social life, but they have more exalted aims than pleasant companionship and festivities and are incentives to noble actions and ambitions, their principles teaching right living and right thinking. In the different residence halls there are chapter-rooms, or the end of the corridor is converted into an artistic little salon dubbed "Cosy Corner of The Quad," with couch, cushioned seats, a whole array or downy pillows, pictures, screens, guitar and mandolin. Here the members of this especial fra-

ternity gather after dinner or during recreation hours to sing, tell stories or enjoy the charm of congenial good-fellowship.

Wells College offers the novelty of an advanced curriculum and a small aggregate of students who gain their higher education and miss the nervous strain always concomitant with a large body of individuals living and working in close contact. The formal atmosphere of the large college is entirely wanting, and the young collegians all know each other so intimately that the clique of the larger place is almost an unknown quantity at Wells, "the small college on the shore of Lake Cayuga," as Matthew Arnold recalls it in his "Letters." The faculty, too, is able to come in closer relationship with the pupils, who profit gladly by the wisdom and experience of their mentors. These are a most representative corps of educators, including a Harvard doctor of philosophy and graduates of Yale, Cornell, Vassar, Smith and Wellesley. Music is a strong point, the value of the regular work being enhanced by frequent visits from famous musical celebrities and the practice offered by the Philharmonic Club with its fortnightly public recitals.

Radcliffe and Barnard represent the affiliated college, one form of co-education, by which the scholars reap the benefit of instruction by the Harvard and Columbia professors; and yet most of the classes are conducted in the women's buildings, being composed of the feminine students only, who thus come but little in actual contact with the masculine contingent of the two big universities.

Radcliffe reaps the harvest of living in the Harvard atmosphere and shows it plainly in the bright and brainy quality of its girls, who are also an unusually good-looking and well-developed coterie, in spite of the traditional supposition that the feminine Bostonian would not be a prize winner in a beauty contest. Their originality, too, goes ahead at an astonishing pace, cropping out in their plays, clubs and social functions, as well as in their more profound theses and research. It is a paradise for "specials," too, who must be of advanced standing, but who find at hand the most progressive and exhaustive material.

Barnard is a magnet for students who are anxious to come under the influence and enjoy the privileges of America's greatest and most cosmopolitan city and at the same time profit by the almost boundless resources of Columbia. They have thoroughly good times, too, at Barnard, where Greek fraternities flourish, and teas, receptions, theatricals and dances lighten the load prescribed by the curriculum.

Oberlin and Swarthmore are types of co-educational institutions. Oberlin can say with pride that it was the first men's college to open its doors to women and that it started in 1883 with fifteen of them. High scholastic attainments, musical opportunities centered in the Oberlin Conservatory of Music and a notably pleasant social life are some of the characteristics of the college, which endeavors to send out students ready to do whatever the world most needs.

Swarthmore, the Quaker college, approaches nearer to home life than any other, and the sweet "thee" and "thou" common to the Society of Friends, find their way into the "classic shades." The young men and women sit side by side at table,

spend their after-dinner social hour together and exert a good influence over each other generally, the boys being saved from what has been termed "barrack life," the girls from too much seclusion. They work together along scholastic lines, dividing the honors and the labors, with the most satisfactory results.

The very name of Stanford University seems to suggest a glorious freedom and the unlimited resources which only great wealth can make possible. Its president, Dr. David Starr Jordan, states: "The institution is in some degree representative of modern ideas of education. The essence of the higher education of to-day is individualism. The ultimate end of education is the regulation of human conduct. It is to help make right action possible that the university exists. So its final function is the building up of character, and to this end all its means for securing thoroughness, fitness, friendliness and genuineness must be directed, for wisdom and virtue cannot be set off one from the other"—which statement is the Stanford in a nutshell; there is perfect liberty mingled with guidance everywhere, in the free choice of electives, in the life within the beautiful structures at Palo Alto, fashioned with the architectural motive of the old Franciscan missions, in the inseparable charm of California.

At the University of Chicago the idea of vastness and its comprehensiveness strikes the stranger most forcibly. Its great mass of students, its almost innumerable schools, departments and courses; its hundreds of professors and assistants, make up such a huge educational piece of mechanism as is hard to realize without seeing. And yet what perfect system reigns everywhere! The undergraduate has only to secure her certain number of "credits," as they are termed and she can have her degree at any time, as four times during the year comes what answers to the usual "Commencement." The great number of workers pursuing post-graduate courses is another point of note, as is also the large per cent. of students of all classes who are making their way by their own efforts, honest labor ranking at a premium in the University of Chicago, no matter what its character.

## NEW KINDERGARTEN PAPERS.

BY SARA MILLER KIRBY, AUTHOR OF "KINDERGARTEN PAPERS."

### No. 7.—HOME WORK AND PLAY IN SEPTEMBER.

"The golden rod is yellow,  
The corn is turning brown.  
The trees in apple orchards,  
With fruit are bending down.

"The gentian's bluest fringes,  
Are curling in the sun,  
In dusky pods the milkweed,  
Its hidden silk has spun.

"The sedges flaunt their harvest,  
In every meadow nook,  
And asters by the brookside,  
Make asters in the brook.

"By all these lovely tokens,  
September days are here,  
With Summer's best of weather,  
And Autumn's best of cheer."

What did we do in June that will be pleasant to remember? Probably the commencement days stand out prominently to most of us, especially if an older member of the family completed his or her course at college or academy. There was the pleasant anticipation of the event and the preparations for the journey, the travel by railroad, train or boat and the arrival at the seat of learning. Then came the welcome by the brother or sister, the viewing of the handsome college buildings and grounds, every part of which points some pleasant memory to the student, the concerts, the luncheons with friends, class day and the grand culmination in commencement with the throng of people, the graduating class, the speakers and the conferring of degrees and honors. Why not make all this an epoch in the life of the child who accompanied you, so fixed that going to college some day will become a purpose and an incentive in his or her life, something to be looked forward to and worked for? Why not start a collection of photographs or prints of the prominent colleges and technical training schools in this country, with their buildings, equipments, various departments, names of presidents, location and other interesting data? Incidentally weave through it all the thought that every person must be fitted to take some useful place in the world, that it is a glorious thing to be able to do so, that there is work for all kinds of workers and that colleges and training schools are founded with the purpose of making people better able to fill each one his

place among men. Make this a pleasant thought, something to be anticipated, but never a burden. If we older people could only firmly believe, that "All's right with the world," make our duties privileges and live up to them, how happy we could be, how many less rough roads we would have to retrace and what an initiation in health and happiness we could give our children.

Commencement time was not the only joy to be remembered with the month of June, which had many natural ones entirely her own, catalogued as wreaths of roses, songs of birds and luscious berries. Do we recall the cool June morning when we gathered immense bunches of daisies, buttercups, roses and peonies? Perhaps we stole out in the early dawn to return with the dainty wild roses with the dew still on their lovely petals. If we did not then make a collection of leaves and blossoms, with notes, let us do it now as far as the season will allow, while we recall those delightful June days and prepare the plants for their Winter rest. A book made of manila paper may contain outline drawings of leaves and flowers, one specimen on a page with a note regarding the day it was made, or a quotation from some appropriate song or poem. The leaves may be made separate, punctured in two places on the sides and afterwards tied together when Winter comes. The coloring of these sketches will be a pleasant occupation, for a stormy day, the coloring done from memory or by comparison with the plates of florists' catalogues, many of which are artistic and true to Nature. June, too, brought the strawberries, the currants, the raspberries, the cherries, the fresh peas, beets and various other good things, with lessons in modelling, drawing and sewing, talks as to how we prepare them for Winter use, the soils required for their best growth, and many pleasant associations of garden or field where they were grown. If we have access to an old-fashioned garden, let us also find the herbs valued for their medicinal properties, their flavors and scents, the boneset, the pennyroyal, the mint, the bergamot, sage, thyme and lavan-

uer. It is an important matter and a preventive oftentimes of suffering to teach children to know and avoid the Rhus family of poison sumachs. The Rhus Venenata, known as the poison-sumach, poison-dogwood and poison-elder, almost always grows in swampy places. It is from six to twenty-five feet in height, and its leaf branches consist of five pairs of opposite and a terminal leaflet.

The Rhus Toxicodendron, known as the poison-ivy, climbs on the trunks of trees, grows over stone walls, creeps along rocks or takes a bushy form in the meadow. But whatever form it takes, it may always be known by its leaves grouped in threes. The berries of both poison-sumach and poison-ivy are white. The red-berried sumach is not poisonous, and the five-leaved ivy is the Virginia creeper or woodbine, which is perfectly harmless and a beautiful plant. Mr. Gibson, in his delightful book "Sharp Eyes," gives the following jingle as a guide between the poisonous and non-poisonous ivies and sumachs:

"Berries red, Have no dread,	Berries white, Poisonous sight.	Leaves three, Quickly flee."
---------------------------------	------------------------------------	---------------------------------

and to distinguish Rhus Aromatica, which is harmless:

"Leaves three, with berries red,  
Fragrant sumach, have no dread."

The Summer season has offered variety in the study of atmospheric and climatic conditions. We have experienced the heat of the valley and watched the vegetation grow brown and sear under the scorching rays of the Summer sun, and in contrast we have spent days in the invigorating air of the mountaintop. Some days have been bright and cloudless, while others brought the sudden shower, the flash of lightning and the peal of thunder. The dew has lain thick on the grass and the children have been delighted to walk barefoot in its cool drops. We have watched the mists gather in the lowlands and travelled through fog on river or ocean. We have learned the primary and secondary forms of clouds, taken great interest in watching their formation, their change from one form to another and learned the weather they indicate. We have watched the winds and the waves, looked for diversities in the surface of land, expressed wonder at curious phenomena of electricity and the reflection and refraction of light. With the aid of a good physical geography this entire subject will prove most interesting to ourselves and can be made simple enough to explain to the children.

July and August brought the Summer outings, the annual season spent camping by some pleasant lake, living in a seaside cottage or at some mountain resort. If this time could not then be conveniently utilized in kindergarten work with the children, (and, by-the-way, some enterprising young woman who could amuse the children at the Summer places for two or three hours each day would not only make her expenses thereby but prove a boon to the hotel keepers and their older guests), let the various mementoes brought home form the outline for many days amusement. In one kindergarten a simple one day's trip up a neighboring river was used for a week's work with the older children, both to their pleasure and profit. They told stories about it which the most advanced converted into language lessons. They collected pictures of the river, some showed the fishermen out with their boats, another was called "August on the water," others represented the busy life there, the inlets, the mountains, the sunrise and sunset or the cities and handsome residences along its banks.

They found on the map the spring in the forest where the river rose and followed its course on to the ocean. They learned boating and river songs. They contrasted the Summer and Winter appearance of the river and its activities. They learned the names of the large boats that daily passed up and down it in Summer. They re-lived in particular their day's trip from start to finish, representing with the gifts and occupations what they saw. Thus this outing interested this group of children in natural phenomena, gave them material for language lessons, brought about a picture collection, and a collection of charming poems, songs and games of the river, its activities and benefit to man, furnished ideas for weaving, sewing, modeling and building and taught them that everything has its work and place.

In the seashore excursion we find material for work and play about the ocean, the waves and tides, the sand and pebbles of the beach, the hotels and pavilions, the life-saving stations, the buoys, the lighthouses, the various kinds of ships that cross the ocean, and what they carry, the sailors and their life, the value of good harbors, the great variety of sea life, and last, but by no means least, the shells, which have once been the home of living creatures. Here will be found full play for busy work, illus-

trated by picture, song, game and story. A fascinating subject indeed and broad enough to have engaged the thought and labor of the most noted writers and scientists.

Those who passed part of their Summer in camp will find in this aspect of Summer life a subject for the children's amusement and instruction. The soldier's tent comes first to mind with its cot, red army blanket and other furnishings which keep strictly to the line of necessities. The soldier's life is thus naturally suggested with the drills, the Summer encampment and inspection, the way the soldiers are fed and clothed and life at West Point and other military academies. Then we have the camps in the mountains, only reached, perhaps, by long rides by stage coach or burro back. We can picture the journey thither, the help of the guides, the staking of the tent and the fragrant beds made of pine tree boughs and blankets. There are the cooking utensils, the table made of rough boards, and the fire built at night to ward off unwelcome prowlers. The long, quiet Summer days spent in the mountain solitude, the sight of a deer and the first trout pulled from a cool mountain brook or pool. This was the time when the children thrived and the older people postponed the dreaded return to civilization and city restrictions.

This is the season of the year when we are to watch for the caterpillar crawling off into some sheltered nook to spin his cocoon, and the best time to capture him. Look for the Autumn broods of the Vanessa Antiope, to be found on elms, willow, and poplars, or for the spice bush caterpillars. The last is two inches long and of a bright green color, with blue spots and black and yellow eye spots. Just before its transformation it changes to yellow. The chrysalis is of a pale woodcolor, and from this the following June emerges the "blue swallow-tail" butterfly. On any of the milkweed family a black and yellow caterpillar may be found whose chrysalis is green and butterfly orange and black. The parsley family supplies a black, gold and green caterpillar with yellow horns, whose chrysalis is gray and the butterfly the "black swallow-tail." This is also the time to observe the grasshopper, the locusts, the katydid, the tree toad; to gather tassel, odd prickly grasses, and the explosive club moss; to make thistle and milkweed pod balls and balsam pillows; to watch the mud wasps make and fill with food their strange nests on the attic eaves; or to wander along the roadside gathering golden rod and asters and along the brook for the scarlet sage.

Labor Day on September fourth reminds us of all the good people who work with their hands. Without their patient labor we should have a sorry time of it. Let us then recall all the people who have combined to make the Summer a pleasant and happy one by their courtesies on train or boat, by their work in the fields cultivating fruits and vegetables, all the mothers and the fathers who have made good homes and vacations possible. All are one great family, and he who serves most and loves most is the noblest. Froebel's mother-play song, "The Flower Basket," announces that its aim is to strengthen the invisible cord by which the child is tethered to his fellows, and it pursues this aim in the simplest and most natural manner by making family relationships and affections its point of departure. In the play of the family he also says, "Therefore, mother, strive to awaken in the soul of your child, even in infancy, some premonition of the nature of a living whole, and particularly some glimpse into the meaning of the family whole. So doing you will lay the foundation for true and vigorous and harmonious life, for where wholeness is there is life or, at least, the germ of life; where division is, even if it be only halfness, there is death or, at least, the germ of death."

At no time of the year does the moon shed such a clear light as the full moon of September, for near the time of the Autumnal equinox the moon, at her full, rises about sunset a number of nights in succession. Thus we have a number of brilliant moonlight evenings. It has been called the harvest moon from the fact that in England it is the time of harvest. This occurrence has been celebrated by the peasantry there as a time of festivals and is chosen by young people in this country as the occasion for garden fêtes and dances, boating parties and long moonlight rides. As we have not heretofore mentioned the moon in particular in these outlines for the children's instruction we will take the time of the harvest moon for its study, contrast the bright light of day and the darkness of night. The moon, however, sometimes gives us a clear cool light at night that is very acceptable. Watch the moon and note how large it looks when it first rises—much larger than when higher in the sky. Look at the myriad of stars keeping the moon company. Then watch the changes of the moon, the new moon, full moon and the wan-

ing moon. Tell the children that the moon has no light of its own, that it shines only by reflecting the light it receives from the sun. Let the children learn the stanza:

"Oh, Lady Moon, your horns point toward the east,  
Shine, be increased;  
Oh, Lady Moon, your horns point toward the west,  
Wane, be at rest."

And the stanza from Jean Ingelow's '*Songs of Seven*.'

"Oh, Moon in the night I have seen you sailing,  
And shining so round and low;  
You were bright, ah, bright, but your light is failing,  
You are nothing now but a bow."

Tell the children the meaning of our month, and of how the Indians measured time by "moons." Tell them that it would take fifty moons to equal the earth in size, but that the moon always appears larger than it really is because of its brightness. Contrast the size of the moon and the stars in appearance, and call attention to the vast number of the latter—more than any man knows. Tell how the traveller, especially at sea, is guided by the stars, and if the children are old enough, tell them of other stars or planets that have moons, and let them view Jupiter's moons, through a good field-glass. The attraction of the waves may also be mentioned, causing the tides. There are many pretty songs, games and poems about the moon and many myth stories of the moon and stars that may be told, and especially applicable as an introduction to the subject is the lullaby:

"The sun has gone from the shining skies,  
Bye, baby, bye.  
The flowers have shut up their sleepy eyes,  
Bye, baby, bye.  
The stars are lighting their lamps to see,  
If babes, and squirrels and birds, all three,  
Are sound asleep, as they ought to be,

Bye, baby, bye, bye, bye,  
Bye, baby, bye.

"The squirrel's dress is a coat of grey,  
Bye, baby, bye,  
He wears it always, by night and day,  
Bye, baby, bye,  
The robin sleeps in his feathery down,  
With warm red breast and with wings of brown,  
But baby sleeps in a small white gown,  
Bye, baby, bye, etc.

"The squirrel's nest is an old dry tree,  
Bye, baby, bye,  
A furry ball in his sleep is he,  
Bye, baby, bye,  
The robin's nest is high overhead,  
Where leafy boughs of the maple spread,  
But baby's nest is a cradle bed,  
Bye, baby, bye."

For occupation and gift work we have the sewing of a full and crescent moon, the laying of a crescent moon with lentils, making designs of quarter rings, cutting and pasting stars. Miss Mary Proctor, daughter of late Prof. R. A. Proctor, says, "There is no reason why children should not learn to love the flowers of the sky as dearly as they love the flowers in the garden. My father made astronomy as interesting as a fairy tale. He would let me look at the stars and the sun and the moon through his large telescope, and tell me wondrous legends about the constellations, about the craters on the moon, and about the wonders of the nebula and the colored stars, until my curiosity was excited and I became anxious to learn more. Instead of beginning the study of astronomy at an advanced age, let the children learn the wonders of the heavens whilst they are struggling with their A. B. Cs, and when the proud era of graduation from school arrives they will be already well grounded in a fundamental knowledge of this noble science." SARA MILLER KIRBY.

## THE NEWEST BOOKS.

From The Macmillan Company, New York  
*Friendly Visiting Among the Poor*, by Mary E. Richmond.  
*The Solitary Summer*, by the author of *Elizabeth and Her German Garden*.

*John Milton*, by William P. Trent.

*Sermon*, by George William Douglas, D. D.

*The Trail of the Gold Seekers*, by Hamlin Garland.

*Side Lights on American History*, by Henry W. Elson, A. M.

*Friendly Visiting Among the Poor* is a hand-book for charity workers sent out by Mary E. Richmond, General Secretary of the Charity Organization Society, of Baltimore. This book, being the result of personal experience, will be a great help to any one engaging even in spasmodic charity work. The chapters *The Breadwinner at Home*, *The Homemaker*, *The Children*, *Health, Saving and Spending*, and *Relief Work* are full of practical hints, statistics and simple scientific methods to be applied to the amelioration of the condition of the poor.

Weary souls will echo the plaint and the desire with which the author of *A Solitary Summer* begins her book: "I want to be alone for a whole Summer and get to the very dregs of life. I want to be as idle as I can, so that my soul may have time to grow. Nobody shall be invited to stay with me. \* \* \* I shall spend months in the garden \* \* \* and when the sun shines I'll lie on the heath and see how the broom flares against the clouds. I shall be perpetually happy, because there will be no one to worry. Out there on the plain there is silence, and where there is silence I have discovered there is peace." There is not a day nor an hour that the appreciative reader will not wish she was Elizabeth during her solitary Summer in the garden. She loves Nature with such intensity that she enters into every one of her various moods with keen appreciation. Each bud and flower and blade of grass is her intimate friend, whispering precious secrets into her ready ear. Each glistening star and the fairy moonlight repeat to her the legends and mystic tales of long ago. In spite of all this there are crumpled rose-leaves in her Summer bed; for instance, when with a volume of Thoreau under her arm she wanders from the pond into the sunshine, Elizabeth sometimes murmurs "Oh, my dear Thoreau, did

you have flies at Walden to exasperate you? And what became of your philosophy then?" Elizabeth is a whimsical, cultured woman with a keen sense of humor and a wide knowledge of German country life. The portraits of the three babies must have been drawn from life, as they are most natural and everyday sort of babies, devoted to "mummy" and loving the garden as well as she did.

William P. Trent's "short study" of John Milton is the result, he says, of a conviction forced upon him by an experience of many years as a teacher of literature, that Anglo-Saxons do not honor Milton as they should; that they too frequently misunderstand and neglect him. In the book he tells over again the story of Milton's life and achievements, in the hope of winning for him more lovers and readers. Mr. Trent is so enthusiastic in his admiration for the man and his work that the reader, even though falling far short of the same, cannot avoid being interested in the masterpiece here presented. Those to whom Milton's life is an old story will be delighted with the fresh criticisms and concise way of setting forth well-known facts.

The sermon preached by George William Douglas, D. D., at the ordination of Charles Augustus Briggs, D. D., and Charles Henry Snedeker at the Pro-Cathedral, New York, last May, will be read with great interest. The occasion was the ordination to the priesthood of two men each of whom had won distinction in another Communion from which in ripen years he turned to that of the church to whose higher ministry he was to be advanced. Dr. Briggs's trial for heresy by the Presbyterian Synod is fresh in the minds of all. Mr. Snedeker had been a pastor and preacher in the Methodist Church for many years.

*The Trail of the Gold Seekers*, a record of travel in prose and verse, is the story of a four-months' trip to the Klondike which Mr. Garland made when the discovery of gold there was first reported. To those intending to make the journey the book will be invaluable in telling them which route to avoid and how to prepare for the perils they will have to encounter by land and water. The trip was by no means unalloyed pleasure, and the majority of men Mr. Garland met were very disappointing: they were men of mechanism animated by but one wild desire—to reach Daw-

son City and the Kloudike. A pleasing thread of sentiment runs through the book. Ladrone, a dapple-gray gelding bought by Mr. Garland when he set out on the trail, went with him through all the perils of the trip and was brought home to Minnesota with great care and expense. The story of Ladrone's return is infinitely touching, and one is glad when the old horse walks into the stall as much at home as if he had always lived there. A portion of the matter and several of the poems have appeared in the magazines, and one misses the fine illustrations that then accompanied them.

Henry W. Elson, A.M., in *Side Lights on American History*, has chosen a field not hitherto preëmpted. The book is written for the general reader and for use in grammar schools and the grades immediately above. It covers the first seventy years of the history of the United States and is replete with interest. The subjects for discussion have been selected with care and treated with great skill. The Declaration of Independence, the Framing of the Constitution, the Alien and Sedition Laws, the Missouri Compromise, the Monroe Doctrine, History of Political Parties and the relation of the States to the nation are a few of the more important topics discussed. Prof. Elson has brought ripe judgment and experience to his work, as well as a fine critical analysis; he has taken great care to show the bearing of one great event upon another, their causes and results and the part each bore in the development of the country.

From Frederic A. Stokes Company, New York:

*The Market Place*, by Harold Frederic.

*Outsiders*, by Robert W. Chambers.

*At The Court of Catherine The Great*, by Fred Wishaw.

*The Market Place*, the late Harold Frederic's last novel, which was being published serially at the time of the author's death, is now issued in attractive book form. The picture on the cover is a satire on modern love-making. Cupid, who has apparently lost his bow and arrow, is kneeling before a great pile of money-bags, with a particularly well filled one in his outstretched hand, offering it to a very *fin de siècle* lady. Judging from her mien, money-bags have taken the place of Cupid's immemorial dart. Regarded from a conventional standpoint, *The Market Place* is the best novel that Frederic has written, though there is nothing like the strength and power shown in *The Damnation of Theron Ware*. Power and strength, however, are not all that is necessary to make a good or even a successful novel—many are good that are not successful. *The Market Place* is not wanting in strength, and while the plot is not deep, still there is sufficient to make the reader interested in the story aside from the fine characterization. The interest of the tale centers in a few short years in the life of a company promoter. Mr. Thorpe is an Englishman who returns to London after having knocked about the four quarters of the globe, always on the point of making a fortune, but never quite succeeding. He has always believed in himself, and in spite of repeated failures he still has faith. He is determined to make a fortune—and he does; the formation of his jaw and the bulldog pertinacity of his character were such as to discount failure. His methods are those of the ordinary company promoter, although he is more generous and kind-hearted than the majority of his fellows. His mental processes are described with a trenchant pen, and the reader feels that the author was rather fond of his creation, for he lets the good overbalance the bad and lay up a considerable amount to his credit. Mr. Thorpe corners the London stock market and with one swoop nets a profit of half a million pounds, wiping off several old scores at the same time. It is his ambition now to marry and retire to the country and live as becomes an English country gentleman. Lady Cressage, a young widow who appeared in *Gloria Mundi*, is attracted by his masterful and successful way and does not say him nay when he proposes. Mr. Stormont Thorpe, as he now calls himself, soon finds that a life of leisure is not suited to one of his virile and energetic nature. Philanthropy and politics save the pair from learning to hate each other, and in reality bring them closer together than they previously have ever been. With all his faults Thorpe is really a lovable character; he is genuine, generous and full of kindly feeling, except for those who happen to stand in his way for the moment. The interest is sustained from the first to the last page, and the *dénouement*, which is not quite what one expected, is true to life.

In *Outsiders* Robert W. Chambers seems to be paying off old scores with rather a truthful and sharp pen. Apparently the author gained his first success only after a long and varied experience with publishers—and queer publishers at that. He

gives a graphic picture of certain phases of New York life which are not pleasing, to say the least. The "Outsiders" are a curious medley, and the unknowing reader wonders who the vain writers are whom the author caricatures so plainly.

*At the Court of Catherine The Great*, by Fred Wishaw, is an historical novel of considerable interest and value. The story is written in the first person by a young girl who is attached to Catherine's Court. The stories of life, love and intrigue among titled people are dramatically told, as well as the mishaps that befall the Countess Elsa, and the reader holds his breath wondering how she will extricate herself. That she does this and comes to her own at last is a foregone conclusion, but the duels, assassinations and slashing and slaying necessary to bring it about are beyond count. Although the author admires Catherine and apparently wishes to shield her as much as possible, he is obliged to tell of Alexis and Gregory Orloff and the dozen others who at different times basked in the favor of the great Catherine, and of that famous *coup d'état* when Piote Feodritsch lost Russia and his life. The book is not pleasant reading for young people, and there are many older ones who will not greatly enjoy it. The waywardness and the utter unscrupulousness of Catherine's methods in love remind one of the mother of Ismail Pasha, whose record in that direction was almost beyond belief.

From D. Appleton and Company, New York:

*Pursued by the Law*, by J. Maclaren Cobban.

*Madam Izan*, by Mrs. Campbell-Praed.

*Fortune's My Foe*, by John Bloundelle-Burton.

*Pursued by the Law* sets forth the journeyings to and from one James Graham, who, in order to shield his mother from the suspicion of having caused the death of her disreputable husband, allows himself to be thought guilty of the crime and is convicted of manslaughter under very strong circumstantial evidence. He serves but a few weeks of his fifteen years' sentence, when he manages to escape through the help of "Mr. Townsend, of Jermyn street." Graham's troubles have only just begun, for his footsteps are constantly dogged by the "man with the burnt scar" and he is in daily fear of being apprehended again. The truth is finally brought to light by Graham's faithful little sweetheart, and he receives a pardon for the crime he did not commit. It is a clean, wholesome and fairly well written detective story and will serve to while away a leisure hour when one does not feel in the mood for heavy reading.

Mrs. Campbell-Praed's last book, *Madam Izan*, strikes a new note in the long list of works which have come from this lady's pen. The story opens in the lift of the Hong Kong Hotel, but is carried briskly on to Japan, where in the different cities the love-making goes merrily forward. The story itself is a light one with just sufficient body to hold together the very interesting descriptions of Japanese touring life. Every traveller through the Island Empire will recognize the tortoise-shell shop in Nagasaki, the French hotel in Kobe, the little *table d'hôte* room at Zaami's on the hill and the Grand Hotel in Yokohama, as well as the five hundred and one temples which drive every one of them to say, "No more temples, as long as I live." It is a pity that Mrs. Campbell-Praed, with her keen insight and knowledge of Japanese character—shown in *Kencho*, the guide—had not given us a better view of life among the people. She could have told us so well of the sweet spirit of domesticity which reigns in the homes of these queer little people and of their invariable courtesy; but—the story deals with the loves of an Englishman and a Japanese for a beautiful English girl. The interest is kept up to the end, and few readers will put it down without feeling that justice rules although the determined Englishman did not succeed.

*Fortune's My Foe*, by J. Bloundelle-Burton, is a romantic story of naval life in England a hundred years or more ago. Lewis Granger, an officer in His Majesty's navy, although innocent, was found guilty of forging a noble lord's name, and for years he plotted and counter plotted to bring the guilty man to judgment or to be revenged upon him. The story has to do with his rehabilitation and reentry into the navy.

From J. M. Dent and Company, London:

*Our Gardens*, by the Very Rev. S. Reynolds Hole, Dean of Warwick.

*Our Gardens* is the second volume in the "Haddon Hall Library Series," edited by the Marquess of Granby and Mr. George A. B. Devar. The first book, *Fly Fishing*, by Sir Edward Gray, gave great promise for the series, which *Our Gardens* quite fulfils. Dean Hole is the author of the most charming book about

roses ever written. His love of Nature and appreciation of her many moods eminently qualifies him to write about gardens and flowers. The Dean describes the growth of gardens from the time of the early Britons down to the present time and gives to horticultural literature a perfect example of practical wisdom in combination with poetical thought. He contends that cottage gardens should be universal; that every laborer should have this bit of brightness about a home—a garden where he could refresh his mind with the ornamental and his body with the useful, such as small fruits and various vegetables. And above all does he believe in beginning the education of children in regard to flowers very early in life. Every child, the author writes, should have a garden or a portion of one set apart for his own use; but he makes a most amusing confession about the garden set apart for his grandchildren. The book is printed on heavy paper with broad margins, enriched with exquisite head and tail pieces and several fine reproductions of photographs and water colors.

From Houghton, Mifflin and Company, Boston:

*Tiverton Tales*, by Alice Brown.

*The Queen of the Swamp*, by Mrs. M. H. Catherwood.

The first of the tales is a charming dissertation on dooryards, "those outer courts of domesticity" where in fair weather much of the routine of daily life goes on and where in foul weather many of the actions that make daily life possible are performed. There are fine meanings to be read in the innumerable objects which clutter up the place and "register family traits." The story of Delja's croquet set with the sawed-off bedstead posts for balls is a very pathetic picture, almost tragic. All the tales are homely stories of country life, dealing largely with love in an elemental form, but which, all unconsciously to the actors themselves, works out its own salvation. Seldom has there been a sweeter story of the self-abnegation of love written than that of "A March Wind." And "The Mortuary Chest"—how it helped two elderly lovers to come to an understanding—is told in a most natural and delightful manner. "Honey and Myrrh" ends happily, which was more than Solon expected, for how could a man who had proposed to the wrong sister by mistake expect that everything would come right in the end? Miss Brown's short tales are told with even more charm than her more sustained efforts. Their naturalness appeals to every heart, and readers who are tired of problem books will turn to these stories of real life with relief.

This last book of Mrs. M. H. Catherwood, a collection of short stories, takes its name *The Queen of the Swamp* from the first one. They are stories of life in the Middle West, when Ohio and Indiana were West and not East as now. They embody phases of life among the pioneers of forty or fifty years ago unknown to the resident of that community to-day. Many of them hang round the Methodist itinerant, the pioneer evangelist of that section of country. That the tales are told with a faithful pen is plainly evident to one who has ever lived among these plain-spoken, kindly-hearted, homely people. One of the most amusing stories is that of the twin sisters who celebrated a "rose day" each year. One year it chanced that one sister wished to make soap on the day set apart for the rose fête. The rose sister rebelled in an unheard-of way and declared she would not boil soap for any one. This rebellion convinced the soap sister that, perhaps, it would be just as well for her to marry Brother Sanderson who had long "been willing." An old lover comes to the rescue of the rose sister, so there is a double wedding. The strength and gist of the story lies in the soap sister's answer when the other asked her if she "sposed they'd ever wish they hadn't." "I think," said she, "that Brother Sanderson will never have a 'rose day' while he lives on my farm, and when I say it is soap-boiling day it will be soap-boiling day, and Brother Sanderson will stir the soap." That "stirring-off" story of the sugar camp in the Ohio woods, with the crowd of eager young folk watching the kettle of boiling syrup and waiting for the magic words "it's waxed" before they could fill their saucers with the graining sugar, is one of the delightful pictures of country life in those days. Every lover of primitive ways and quaint customs will thank Mrs. Catherwood for having put these tales into permanent form.

From R. H. Russell, New York:

*Eden Versus Whistler—The Baronet and the Butterfly—A Valentine with a Verdict.*

J. McNeil Whistler chooses a trinity of titles to designate an artistic volume containing a record of the earlier and later transactions between the celebrated artist and an Englishman who

engaged him to paint a portrait of his wife—Lady Eden—as well as the verdict of the courts where the case was eventually carried. The only point established that is of general interest—the public does not generally interest itself in private quarrels—is "the absolute right of the artist to control the destiny of his handiwork, and at all times and in all circumstances to refuse its delivery into unseemly and ridiculous keeping."

From The DeWitt Publishing House, New York:

*Masques and Mummings*, by Charles Frederic Nirdlinger.

This comprises a collection of essays of dramatic criticisms which have appeared from time to time in various periodicals. Mr. Nirdlinger easily takes first rank as a dramatic critic, and that portion of the public interested in the stage is always glad to hear what he has to say. He has decided opinions and the courage of them, and the cleverness to back them up with forceful argument. Mr. Nirdlinger takes the ground that the whole is greater than the part; that "the play's the thing," not the player. He declares that play-making is an art; acting merely an accident. Of a certain class of plays which have had a vogue during the past few years he says: "Those who protest against the shameless effrontery \* \* \* are met with the liting device of a famous order. It often occurs to me that the world would have lost nothing if the Countess of Salisbury had had her garter properly fastened when King Edward led her out to dance on that memorable occasion at Windsor. The errant bit of blue ribbon has been responsible, I fear, for much masquerading of viciousness. The gallant words with which His Majesty silenced the tittering courtiers and paled his partner's blushes have always stood a ready defense for shrewd audacity of evil intent." One of the cleverest essays in the volume is entitled "The First Mrs. Tanqueray"—being pertinent excerpts, the author tells us, from the private journal of that lamented lady's husband and suggesting a possible solution of Mr. Pinero's great problem play.

From Charles H. Sergel Company, Chicago:

*Aladine and Palomides, Interior, and The Death of Tintagiles*, by Maurice Maeterlinck (translated by Alfred Sutro).

*The Storm*, by Ostrovsky (translated by Constance Garnett).

*The Dawn*, by Verhaeren (translated by Arthur Symons).

These three books of modern plays are the first of a series which the Charles H. Sergel Company has arranged to issue. It is the purpose to have the plays of a great number of Continental dramatists translated that the English-speaking public may become more familiar with their works. The three little plays of Maeterlinck's are somewhat mystic, and although the master of modern drama makes us forget for a moment the fatalism running through them all, and that his methods are by no means in harmony with those of the modern stage, we are interested and follow the characters to the bitter end. Verhaeren is known as one of the foremost of Belgian writers, and like Maeterlinck, uses the French tongue. Ostrovsky's *Storm* is said to be the characteristic Russian drama. Each volume contains an explanatory and bibliographical introduction.

From J. B. Lippincott Company, Philadelphia.

*King Washington*, by Adelaide Spiel and William H. Bradley.

In this story, centering around some of the old houses of Newburg, the authors have succeeded in reproducing the conditions of the time with considerable skill and historical accuracy. The story of the French half-breed woman masquerading as a boy and a spy is interesting and very probable.

From C. H. Engle, Hartford, Michigan, comes an Indian story with the unpronounceable title of *O-Gi-Maw-Kwe Mit-I-Grou-Ki*—which translated means *Queen of the Woods*. The author, Chief Pokagon, died before the book was out of the publisher's hands. Chief Pokagon's ancestors once owned the land upon which Chicago now stands. When the land was sold the Chief identified himself with Chicago, which he called "The City of My Father." The "Queen of the Woods" was the Chief's first wife, and the romantic story of their meeting and of the white deer which always accompanied her forms the greater part of the volume. The remaining pages are given over to speeches of the Chief made at the World's Fair and other places, the tenor of which is always his desire to see peace between the red men and the white. The Chief was a remarkable character, and it will betfall the historian of the future to give him his proper place in the history of Chicago. He stands in the same relation to that city as old Chief Seattle did to the city of Seattle.

LAURA B. STARR.

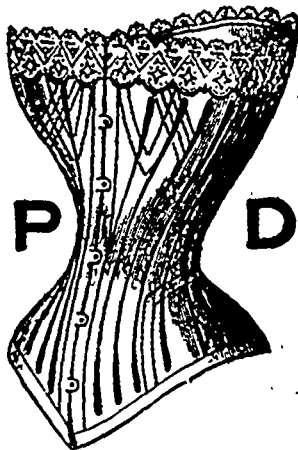
# THE END OF SUMMER

Often finds a woman utterly fagged-out. The warm weather has brought on a condition of weariness in the kidneys shared in by the whole system. The kidneys have lost their vigor and left dead unwholesome matter in the blood.

## DODD'S KIDNEY PILLS

by acting on and wholesomely stimulating the kidneys, tone up a woman afresh. They give her energy to do the many extra duties that are the lot of a housekeeper in the fall. They prepare the kidneys for the coming changes in temperature, thus avoiding danger of colds so prevalent at this season.

Dodd's Kidney Pills are for sale by all Druggists at fifty cents a box; six boxes, \$2.50; or will be sent on receipt of price by the DODD'S MEDICINE CO., Limited, Toronto, Ont.



### Every Woman

who considers it good taste to be shapely, healthy, comfortable and attractive at one and the same time should wear

### P. D. CORSETS.

Long and short waists to suit all figures.

At nearly all Dry-goods stores. Any dealer can get them for you. \$1 to \$30 a pair.

A Skin of Beauty is a Joy Forever.

### DR. T. FELIX COURAUD'S ORIENTAL CREAM, OR MAGICAL BEAUTIFIER

PURIFIES AS WELL AS BEAUTIFIES THE SKIN. No other cosmetic will do it.



Removes Tan, Pimples, Freckles, Moth Patches, Rash and Skin diseases, and every blemish on beauty and defies detection. It has stood the test of 50 years, and is harmless to taste so to be sure it is properly made. Accept no counterfeit of similar name. Dr. L. A. Sayre said to a lady of the haut-ton in Paris: "As you ladies will use them, I recommend 'Couraud's Cream' as the least harmful of all the skin preparations." For sale by all Druggists and Fancy-Goods Dealers in the U.S., Canada and Europe.

PREP. T. HOPKINS, Prop'r, 87 Great Jones St., N.Y.

### ANSWERS TO CORRESPONDENTS.

**MARGORIE:** Keep your piano open on bright days, and if possible, let the sun shine directly upon the keys, as the light will keep them from turning yellow.

**INVALID:**—To make beef tea, cut a pound of lean beef very fine, and let it stand in a pint of cold water for two or three hours. Pour the meat and water into a large mouthed bottle or jar, and place the latter in a kettle of boiling water. Boil for three hours, strain and add salt to taste.

**ZENOBRA:**—If the plush is of silk and fadeless, sponge it until clean, and then hold it over a vessel of boiling water so that the steam must penetrate the fabric to escape. Pass a whisk broom lightly over the plush while held in this position, and continue the process until the nap or pile of the goods rises. Two persons will be required to do the work properly. Send the silk to a professional scourer.

**A. L. A.:**—To make a pot-pourri, gather the petals of roses, violets, etc., and dry them in the warm compartment of the cook-stove. To them add portions of lavender, thyme, sweet anarjoram, a leaf or two of sage, a spray of white cedar and a few rose geranium and lemon verbenas leaves, all well dried in the sun. Then mix in a teaspoonful each of ground cloves, cinnamon, allspice and nutmeg and stir well. Add successively a drop or two of camphor, a tiny bit of musk, a drop each of all the fragrant oils found in a drug store and a teaspoonful of sachet powder. Now and then put in a few drops of your favorite perfumery. The mass should be stirred from time to time, and in a few weeks the many scents will be beautifully blended into one delicious perfume. After a year this jar will still give forth a most pleasant odor.

### BEAUTY

### A Complexion

Beautiful as a rose-leaf is yours if you follow the advice in the "Talisman of Beauty." Free on application.

The Talisman Co.

77 Victoria Street

Toronto, Ont.

### "ACCORDION" PLAITING.

Price for making and plaiting skirts, complete, \$5.00

Send for Circular.



L. A. STACKHOUSE

124 King St. West TORONTO.

OPPOSITE ROSSIN HOUSE



PURE AND WHOLESOME.

ONE POUND CAN 25¢

LONDON, ENG. E.W. GILLETT. CHICAGO, ILL.

TORONTO, ONT.

THE Patterns on this and the three succeeding pages represent some


# Stylish Garments

For Boys' Wear.

Among them you may find just what you want.

The Patterns can be had in all sizes from Ourselves or any of our Agents. In ordering, please specify the Numbers and Sizes (or Ages) desired.

The Delineator Publishing Co. OF TORONTO (Limited), 33 Richmond St. W., Toronto, Ont.

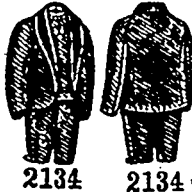


Boys' Sailor Suit, Having Long Trousers with a Fly. Ages, 3 to 12 years, 10 sizes. Price, 1s. or 25 cents.

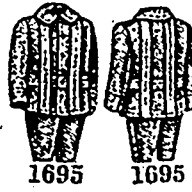
Boys' Middy Suit, Having Full-Length Sailor Trousers with a Fly. Ages, 3 to 10 yrs., 8 sizes. Price, 1s. or 25 cents.




Boys' Suit, Consisting of a Jacket, a Five-Button Vest, and Knickerbockers with a Fly. Ages, 4 to 12 yrs., 9 sizes. Price, 10d. or 20 cents.



Boys' Tuxedo Suit, with a Fly (known as the Laurel Suit). Ages, 5 to 12 years, 8 sizes. Price, 1s. or 25 cents.



Boys' Norfolk Suit, Having Short Trousers without a Fly. Ages, 3 to 12 years, 10 sizes. Price, 10d. or 20 cents.



Boys' Sailor Costume, with Navy or Rubens Vest and Short Trousers without a Fly. Ages, 3 to 10 years, 8 sizes. Price, 1s. or 25 cents.

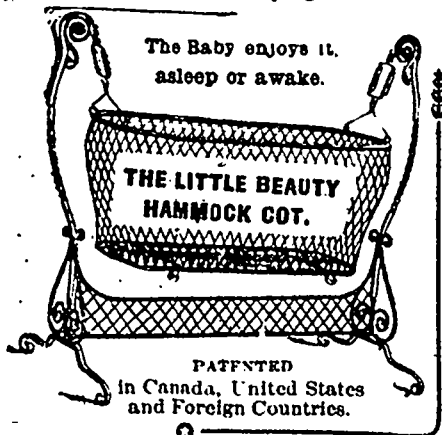
Boys' Sailor Blouse Suit, with Removable Shield and Having Short Trousers without a Fly. Ages, 3 to 10 years, 8 sizes. Price, 1s. or 25 cents.

Little Boys' Suit, Consisting of a Jacket Having a Permanent and Removable Sailor-Collar, Short Trousers without a Fly and a Middy Vest. Ages, 3 to 10 years, 8 sizes. Price, 10d. or 20 cents.

Little Boys' Double-Breasted Sailor Blouse Suit. Ages, 3 to 10 years, 8 sizes. Price, 10d. or 20 cents.

## WHAT DO YOU THINK OF THIS OFFER?

For 30 days only we will ship to the address of any regular subscriber to the DELINEATOR one



### Little Beauty Hammock Cot


If purchaser is not thoroughly satisfied after trial, we will agree to refund money in full; and further, we will pay the RETURN freight charges from any station within one hundred miles of Toronto. Our prices are as follows:

- No. 1, \$10.00
- No. 2, \$8.00
- No. 3, \$6.00

A descriptive circular, with testimonials, sent to any address, free of postage. Send P. O. order to the manufacturers and patentees.

The GEORGE B. MEADOWS, Toronto, 117 King Street West, Toronto, Ont.

Wire, Iron, and Brass Works Company, Limited.



A SENSIBLE BOY.

THE ALBERT TOILET SOAP CO., MFRS., MONTREAL.

# MY DAD

USES THE

## MASTER MECHANIC'S EXTRAORDINARY SOAP,

But MOTHER has always washed me with

# BABY'S OWN SOAP

## Dresscutting Skirting Taught Free

TO OUT-OF-TOWN LADIES FOR TWO WEEKS ONLY, DURING

Toronto Industrial Fair, 1899

LATEST IMPROVED METHODS USED

Apply early, as the number taught will necessarily be limited.

Address W. SPAULDING,

278 Euclid Ave., Toronto.




### The Wall Paper King of Canada

C. B. SCANTLEBURY, Belleville, Kingston, Winnipeg.

Sample Books of Choice Wall Paper for Residences, Churches, Offices, Lodge Rooms, Public Halls, Hotels, Stores, and our booklet "How to Paper" sent free to any address. Write a Postal mentioning what prices you expect to pay, the rooms you wish to paper and where you saw this advertisement. We pay Express Charges.

Mail Order Department at Belleville, Ont. Address all communications there.

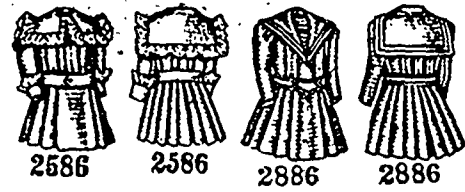




2952 2952 2010 2010  
 Little Boys' Sailor-Blouse Costume. Ages, 2 to 5 years, 4 sizes. Price, 10d. or 20 cents.  
 Little Boys' Admiral Costume. Ages, 2 to 5 years, 4 sizes. Price, 10d. or 20 cents.




2681 2681 2746 2746  
 Little Boys' Dress. Ages, 2 to 5 years, 4 sizes. Price, 7d. or 15 cents.  
 Little Boys' Dress, with Sailor Collar. Ages, 2 to 5 years, 4 sizes. Price, 7d. or 15 cents.



2586 2586 2886 2886  
 Little Boys' Dress. Ages, 2 to 5 years, 4 sizes. Price, 7d. or 15 cents.  
 Little Boys' Dress, Closed at the Back. Ages, 2 to 5 years, 4 sizes. Price, 7d. or 15 cents.



2745 2745 2541 2541  
 Little Boys' Box-Plaid Dress, with Yoke. Ages, 2 to 5 years, 4 sizes. Price, 7d. or 15 cents.  
 Little Boys' Dress. Ages, 2 to 5 years, 4 sizes. Price, 7d. or 15 cents.



2589 2589 2571 2571  
 Little Boys' Dress. Ages, 2 to 5 years, 4 sizes. Price, 7d. or 15 cents.  
 Little Boys' Dress. Ages, 2 to 5 years, 4 sizes. Price, 7d. or 15 cents.



2707 2707 9887 9887  
 Little Boys' Box-Plaid Dress. Ages, 2 to 5 years, 4 sizes. Price, 7d. or 15 cents.  
 Little Boys' Sailor Dress or Costume. Ages, 2 to 5 years, 4 sizes. Price, 10d. or 20 cents.




8046 3046 2864 2864  
 Little Boys' Apron. Ages, 1 to 5 years, 5 sizes. Price, 7d. or 15 cents.  
 Little Boys' Apron. Ages, 2 to 5 years, 4 sizes. Price, 7d. or 15 cents.

Fall Term Opens September 5th  
 Central Business College  
 STRATFORD, ONT.  
 We send out the finest business college catalogue in Canada, and it represents the Best and Most Progressive School.  
 Write for catalogue if interested.  
 W. J. ELLIOTT, Principal.



**LADIES!** Why not do your own Stamping for Fancy Work? We have an excellent outfit for you, comprising Five Sheets of Perforated Patterns, containing TWO Complete Alphabets, Sprays, Borders, Dollies, etc. Each sheet is 14 x 21 in good map bond paper. Will last a lifetime with care.

Price, complete, only 25 cents.  
 Address: Canadian Perforated Paper Pattern Co., TORONTO, ONT.  
 NOTE.—This is not Foreign Trash.



**CARBONIC ACID GAS IN THE SODA**  
 is the chief and only valuable element in making bread, as this alone furnishes the raising power for the bread or biscuit, and as it is well known that  
**DWIGHT'S COW BRAND SODA**  
 contains more Carbonic Acid Gas and less impurities than any other brand, its value and superiority can at once be seen. And when we add that for fifty years it has been manufactured by the same firm, and the same process, you have a quality guaranteed of its uniformity, purity and reliability possessed by no other brand.  
 JOHN DWIGHT & CO., 34 Yonge St., Toronto

Every Lady in the Land



Every Young Woman Every Little Girl

SHOULD NOT TARRY, but send their name immediately and become a subscriber for the year "1899" to

**CORTICELLI HOME NEEDLEWORK MAGAZINE**

which is published quarterly, viz., JANUARY, APRIL, JULY, and OCTOBER. Write at once, and thus be afforded the opportunity of starting your subscription with the January number, which contains Thirty

Beautiful Colored Plates; tells how to embroider different patterns; gives the colors of silks, as well as instructions how to shade them, etc.

Our April Issue is now ready for distribution, and contains a number of Colored Plates, also an article on "College Crests and Colors," dealing first with MCGILL COLLEGE, to be followed by TORONTO UNIVERSITY. This number is also composed of instructive and interesting reading matter.

SUBSCRIPTION PRICE, 25 CENTS PER YEAR. SINGLE COPIES, 10 CENTS.

**CORTICELLI SILK COMPANY, Limited**

92 1/2 Richelieu Street ST. JOHNS, P.Q.



2437 2437 2089 2089 9846 9346 2213 2213  
 Little Boys' Dress. Ages, 2 to 5 years, 4 sizes. Price, 7d. or 15 cents.  
 Little Boys' Dress. Ages, 2 to 5 years, 4 sizes. Price, 7d. or 15 cents.  
 Little Boys' Dress. Ages, 2 to 5 years, 4 sizes. Price, 10d. or 20 cents.  
 Little Boys' Dress. Ages, 2 to 5 years, 4 sizes. Price, 10d. or 20 cents.



2940 2940 2892 2892 2802 2802  
 Boys' Plaited Shirt-Waist, with Rubens Collar. Ages, 3 to 12 years, 10 sizes. Price, 7d. or 15 cents.  
 Boys' Shirt-Waist, with Rubens Collar. Ages, 3 to 12 years, 10 sizes. Price, 7d. or 15 cents.  
 Boys' Box-Plaited Shirt-Waist, with Sailor Collar. Ages, 3 to 12 years, 10 sizes. Price, 7d. or 15 cents.

**THE NIMMO & HARRISON  
BUSINESS AND College  
SHORTHAND**

COR. YONGE & NO COLLEGE STS., TORONTO

Imparts such a practical education, no young person can afford to be without it; cost very moderate; well equipped; individual instruction; no vacations. Prospects and beautiful map calendar free. Get them.

**M. Heminway & Sons  
SILK CO.**

FOUNDED 50 YEARS

MILLS (WATERTOWN, CONN. Canadian Sales-room, 52 Bay St., TORONTO WATERBURY, CONN.)

Manufacturers of Permanent Oriental Dyes, Art Needlework Silks, Machine and Button-hole Twist.

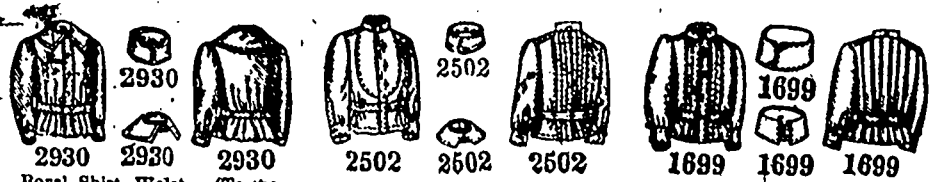
Ladies, when purchasing Art Silks or Spool Silk, will consult their own interest by asking for and insisting on having our silks, they cost the dealer a trifle more, but if you will insist on having them the dealer will supply you.

**J. B. LEE CO.**

52 Bay Street, TORONTO

**P.N. CORSETS**

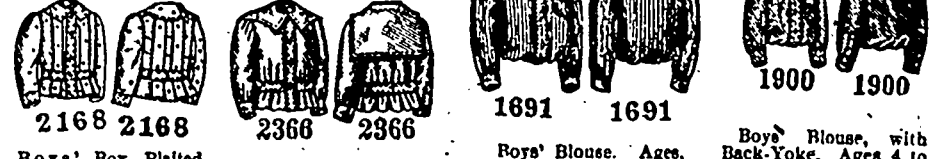
**ALL HAVE PROTECTED CORK CLASPS.**



Boys' Shirt - Waist. (To be Made with Removable Rubens, Eton or Standing Collar.) Ages, 3 to 12 years, 10 sizes. Price, 7d. or 15 cents.  
Boys' Dress Shirt-Waist, with Removable Eton and Standing Collars. Ages, 5 to 12 years, 8 sizes. Price, 7d. or 15 cents.  
Boys' Shirt-Waist. (To be Made with Removable Standing Collar or High Turn-Down Collar.) Ages, 5 to 14 years, 10 sizes. Price, 7d. or 15 cts.



Boys' Shirt - Waist, with Sailor Collar. Ages, 3 to 12 years, 10 sizes. Price, 7d. or 15 cents.  
Boys' Dress Shirt-Waist. Ages, 3 to 14 years, 12 sizes. Price, 7d. or 15 cents.  
Boys' Shirt - Waist. Ages, 5 to 14 years, 10 sizes. Price, 7d. or 15 cents.  
Boys' Shirt - Waist. Ages, 3 to 14 years, 12 sizes. Price, 7d. or 15 cents.




Boys' Box-Plaited Shirt-Waist, with Sleeve in Coat Style. Ages, 8 to 14 yrs., 12 sizes. Price, 7d. or 15 cents.  
Boys' Shirt-Waist, with Sailor Collar. Ages, 3 to 12 years, 10 sizes. Price, 7d. or 15 cents.  
Boys' Blouse. Ages, 4 to 16 years, 18 sizes. Price, 7d. or 15 cents.  
Boys' Blouse, with Back-Yoke. Ages, 4 to 16 years, 18 sizes. Price, 7d. or 15 cents.



Boys' Sailor Blouse. Ages, 3 to 12 years, 10 sizes. Price, 7d. or 15 cents.  
Boys' Double-Breasted Sailor Blouse. Ages, 3 to 12 years, 10 sizes. Price, 10d. or 20 cents.  
Boys' Sailor Blouse. Ages, 3 to 12 years, 10 sizes. Price, 7d. or 15 cents.  
Boys' Sailor Blouse. Ages, 3 to 12 years, 10 sizes. Price, 7d. or 15 cents.



Little Boys' Blouse. Ages, 3 to 7 years, 5 sizes. Price, 10d. or 20 cents.  
Little Boys' Blouse. (To be Made with Either a Sectional or Circular Rippled Collar.) Ages, 2 to 8 years, 7 sizes. Price, 10d. or 20 cents.




Little Boys' Blouse. Ages, 2 to 10 years, 9 sizes. Price, 10d. or 20 cents.  
Little Boys' Blouse. Ages, 2 to 10 years, 7 sizes. Price, 7d. or 15 cents.

**Will Develop or Reduce any part of the body.**  
A Perfect Complexion Beautifier and Remover of Wrinkles.  
**Dr. JOHN WILSON GIBBS**  
THE ONLY  
**Electric Massage Roller.**  
Pat. in U.S., Europe, Canada.  
"Its work is not confined to the face alone, but will do good to any part of the body to which it is applied, developing or reducing as desired. It is a very pretty addition to the toilet table." - Chicago Tribune

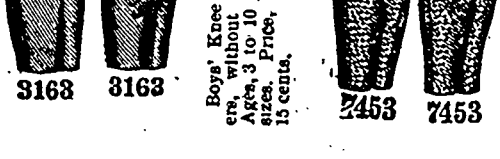
Trade Mark Registered. This delicate Electric Beautifier removes all facial blemishes. It is the only positive remover of wrinkles and crow's feet. It never fails to perform all that is expected. - Chicago Times Herald.  
"The Electric Roller is certainly productive of good results. I believe it the best of any appliances. It is safe and effective." - Harriet Hubbard Ayer, N.Y. World.  
**For Massage and Curative Purposes.**  
An Electric Roller in all the term implies. The invention of a physician and electrician known throughout this country and Europe. A most perfect complexion beautifier. Will remove wrinkles, "crow's feet" (premature or from age), and all facial blemishes - POSITIVE. Whenever electricity is to be used for massaging or curative purposes, it has no equal. No charging. Will last forever. Always ready for use on ALL PARTS OF THE BODY, for all diseases. For Rheumatism, Sciatica, Neuralgia, Nervous and Circulatory Diseases, a specific. The professional standing of the inventor (you are referred to the public press for the past fifteen years), with the approval of this country and Europe, is a perfect guarantee. PRICE: Gold, \$4.00; Silver, \$3.00. By mail, or at office of Gibbs' Company, 1370 BROADWAY, NEW YORK. Circular free.  
The only Electric Massage Roller, others so called are fraudulent imitations.



Copyright. Copyright.  
"Can take a pound a day off a patient, or put it on." - New York Sun, August 30th, 1891. Send for lecture on "Great Subject of Fat," and blank. No dieting. No hard work.  
**Dr. John Wilson Gibbs' Obesity Cure.**  
FOR THE PERMANENT REDUCTION AND CURE OF OBESITY. Purely Vegetable, Harmless and positive. NO FAILURE. Your reduction is assured - reduced to stay. One month's treatment \$4.00, mail or office, 1370 Broadway, New York.  
**REDUCTION GUARANTEED.**  
"On Obesity, Dr. Gibbs is the recognized authority." - New York Press, 1893.  
"The cure is based upon nature's laws." - New York Herald, July 9th, 1893.



Boys' Knee Trousers, with a Fly. Ages, 5 to 16 years, 12 sizes. Price, 7d. or 15 cents.  
Boys' Short Trousers, without a Fly. (Terminating Above the Knee.) Ages, 3 to 10 years, 8 sizes. Price, 7d. or 15 cts.



Boys' Knee Trousers, without a Fly. (Terminating Just Below the Knee.) Ages, 5 to 16 years, 12 sizes. Price, 7d. or 15 cents.  
Boys' Short Trousers, with a Fly. (Terminating Just Below the Knee.) Ages, 5 to 16 years, 12 sizes. Price, 7d. or 15 cents.



Boys' Close-Fitting Knee Trousers, with a Fly. Ages, 3 to 12 years, 10 sizes. Price, 7d. or 15 cents.  
Little Boys' Under-Trousers, without a Fly. (To be Worn with or without Kilts.) Ages, 2 to 7 years, 6 sizes. Price, 5d. or 10 cents.



Little Boys' Under-Trousers, without a Fly. (To be Worn with or without Kilts.) Ages, 2 to 7 years, 6 sizes. Price, 5d. or 10 cents.



9869

Boys' Full-length Trousers. Ages, 5 to 15 years. 12 sizes. Price, 7d. or 15 cents.



9869



2281

Boys' Sailor Trousers, with Fly Front. Ages, 5 to 15 years, 12 sizes. Price, 10d. or 20 cents.



2281



8310

Little Boys' Knickerbocker Trousers, without a Fly, and Under-Waist. Ages, 3 to 8 years, 6 sizes. Price, 7d. or 15 cents.



8310



7201

Little Boys' Kilt. (To be Made with a Broad Box-Plait in Front and Kilt-Plaits at the Side and Back or with Kilt-Plaits All Round.) Ages, 2 to 7 years, 6 sizes. Price, 5d. or 10 cents.



7201



2893

Little Boys' Middy Jacket, with Sailor Collar. Ages, 2 to 8 years, 7 sizes. Price, 7d. or 15 cents.



2893



1850

Boys' Eton Jacket. Ages, 6 to 16 years, 11 sizes. Price, 7d. or 15 cents.



1850



2992

Boys' Middy Jacket. Ages, 5 to 10 years, 8 sizes. Price, 7d. or 15 cents.



2992



8544

Little Boys' Double-Breasted Jacket, with Sailor Collar. Ages, 2 to 9 years, 8 sizes. Price, 10d. or 20 cents.



8544



1988

Little Boys' Double-Breasted Jacket. Ages, 3 to 8 years, 7 sizes. Price, 7d. or 15 cents.



1988



9477

Little Boys' Double-Breasted Coat or Jacket, with Sailor Collar. Ages, 3 to 10 years, 8 sizes. Price, 10d. or 20 cents.



9477



8615

Little Boys' Reefer Jacket. Ages, 3 to 8 years, 6 sizes. Price, 10d. or 20 cents.



8615



8867

Little Boys' Box Coat or Reefer Jacket. Ages, 3 to 7 years, 5 sizes. Price, 10d. or 20 cents.



8867



2116

Boys' 3-Button Cut-away Sack Coat. Ages, 10 to 16 years, 7 sizes. Price, 10d. or 20 cents.



2116

# EDDY'S

HOUSE

HORSE



SCRUB

STOVE

# BRUSHES

are made by a new process and will outlast any other kind on the market.

FOR SALE EVERYWHERE.

# WINDSOR SALT

Purest and Best for Table and Dairy. No Adulteration. Never Cakes.

**HARTSHORN'S SELF-ACTING SHADE ROLLERS**

NOTICE  
SCRIPT NAME OF  
ON LABEL, AND GET THE GENUINE

*Stewart Hartshorn*

**HARTSHORN**

## Let Us Remove the Spots

If you want the work done properly We take soiled clothing, rugs, curtains, upholsterings and everything, and we return them as clean and bright as new. We dye any shade that can be dyed.

**R. PARKER & CO.**

Dyers and Cleaners

787-791 Yonge Street, TORONTO.

BRANCHES:

Montreal (Que.), Hamilton, Brantford, London, St. Catharines, Galt, and Woodstock.

ANSWERS TO CORRESPONDENT

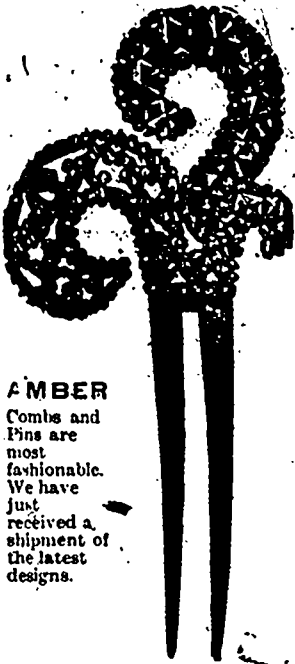
(Continued.)

**JURO:**—At the morning wedding, which includes those occurring at any time from high noon to half-past five o'clock, the groom, his best man and his ushers should wear a black frock coat, trousers of a dark, striped material, either a black or white waistcoat, and a white silk scarf tied in a puff or Ascot having a pearl scarf-pin.

**C. C. C.:**—All lubricants, such as vaseline, cold cream, cocoa butter etc. are apt, when used constantly, to cause a downy growth of hair upon the face. Unless the roots of the hair are removed or killed superfluous hair cannot be permanently removed. Tweezers—of ivory, not metal—offer a heroic method of removing superfluous hair, but the spot may be rendered insensible to pain by holding a piece of ice firmly against it for a few minutes.

**SUFFERER:**—Indigestion and overeating may cause insomnia, but in the majority of cases sleeplessness is due to lack of sufficient food. In many instances insomnia has been cured by the simple means of taking upon retiring a glass of milk or some other light food. A warm bath at the temperature of 95° F. will often make one sleep well. Remain in the bath from twenty minutes to half an hour. Electrical baths also are beneficial. Electricity—the constant current—is productive of very good results in those cases where insomnia is due to nervousness, the electricity being administered upon retiring. A battery can be hired or bought, and a physician will tell you how to use it. The currents should not be too strong or too long continued. In cases of persistent and intractable insomnia a change of scene is exceedingly beneficial, and if one cannot travel, he can change his occupation.

# PEMBER'S POMPADOUR AND DEMI-POMPADOUR



**AMBER**  
Combs and Pins are most fashionable. We have just received a shipment of the latest designs.

Are all the rage—as worn in London, New York and Paris—and are lighter and more natural than any other style ever produced. **Made on a Comb**, and can be made to suit all the different features. Wear one of our bangs, and save curling or waving your own hair. In Switches, we give better value than any other firm, but every lady does not require the same weight of switch. We manufacture our goods to suit our customers and the public generally, and not the eccentric ideas of others in the same business. Ladies, compare these prices, and you will not have any difficulty in deciding which is the best place to buy real Human Hair Switches:



### STRAIGHT HAIR SWITCHES.

	All Long Hair.	FULL SIZE
16 inches.....	From \$1.00 to	\$2.50
18 ".....	2.00 "	3.00
20 ".....	2.50 "	4.00
22 ".....	3.00 "	5.00
24 ".....	4.00 "	6.00
26 ".....	5.00 "	7.00
28 ".....	6.50 "	9.00
30 ".....	8.50 "	10.00

**WHEN** in Toronto, do not fail to visit us

Hair Dyes in twenty different shades, guaranteed perfectly harmless.

**Hair Tonics, Lotions, Etc.**  
**Scientific Electric Scalp Treatment.**

Ladies, compare our prices. The goods are second to none in the world. This is the time and the place to buy, and remember that if you want anything in the line of Hair Goods, we must have it or can make it. We can suit you as well in any part of the continent as in Toronto.



### REAL NATURAL WAVY.

	All Long Hair.	FULL SIZE
16 inches.....	From \$2.00 to	\$3.00
18 ".....	3.00 "	4.00
20 ".....	4.00 "	5.00
22 ".....	5.00 "	6.00
24 ".....	6.00 "	7.00
26 ".....	7.00 "	8.00
28 ".....	8.00 "	10.00
30 ".....	10.00 "	12.00


**Hair-Dressing, Trimming, Singeing and Shampooing.**



**PEMBER'S WIGS**

## W. T. Pember

SCALP SPECIALIST



Without Toupee With Toupee

**127-129 Yonge St. PHONES 2275, 3553 Toronto, Ont.**

BRANCH, 778 YONGE STREET.

## MOTHERS!

**DON'T FAIL TO PROCURE**  
**MRS. WINSLOW'S**  
**Soothing Syrup.**

**For Your Children**  
**While Cutting Teeth.**

It Soothes the Child, Softens the Gums, Allays all Pain, Cures Wind Colic, and is the Best Remedy for Diarrhoea.  
**TWENTY-FIVE CENTS A BOTTLE.**

### Did You Ever Collect Stamps?

If not you should commence now. There is much pleasure and money in it. For only 45 cents we will send you 200 splendid varieties from all parts of the world. 400 varieties for \$1.25. 500 varieties, \$1.75. 1,000 varieties (worth \$15.00) only \$6.75. 1,500 varieties, \$14.55. A package of hinges for mounting the stamps, given free. Your money back if you want it. Best approval sheets on the market, at 50¢, coinmission. Agents wanted.

Our new price list is full of bargains. Drop a postal for a copy. We buy stamps, too. What can you offer us?

**EUREKA STAMP CO.**  
(Limited.)

Sherbrooke, Nova Scotia.

PLEASANT TO USE


# TEABERRY

FOR THE TEETH

CLEANSSES FROM ALL IMPURITIES—ARRESTS DECAY—MAKES THE TEETH PEARLY WHITE

**LOPESA CHEMICAL CO. TORONTO**

# MORE HOME KNITTERS WANTED



**THE HOME MONEY MAKER**

To Work at Their Homes Under the Direction of

**The Co-Operative Knitting Co.**

To Fill Large Contracts.—Good Wages Easily Earned.

**CAN'T DOWN THE CO-OPERATIVE KNITTING CO.**

In these days of "trusts" or "combines" vanguard unscrupulous methods are employed, which crush out competition and wreak dire hardship upon the citizens of Canada. It is a very infrequent occurrence that a company is so financially situated that they can repulse a large combination or trust. Capital is not only required; but the co-operation of employees, workers and citizens is necessary. These the Co-Operative Knitting Company, of Toronto, have to back them against the vicious and unprincipled attacks of the Hosiery Trust, capitalized for \$30,000,000. The method of employing home workers to knit socks and stockings, as explained in this advertisement of the Co-Operative Knitting Company, is so successful and is meeting with such hearty commendation by hundreds of honest families who are working or arranging to begin work, that the "Trusts" have thus far been unable to dislodge the company in its invulnerable position in the confidence of the public or impair its reputation for reliability, responsibility and honesty, or to impede its business operations in any manner. The Co-Operative Knitting Company is to-day stronger and better than ever.

A Pair in 30 Minutes



## OUR METHOD OF DOING BUSINESS.

We wish to secure the services of families to do knitting for us in their homes. Our method is the same as adopted in England. We are the introducers of this plan and the largest knitting concern in Canada.

After long experimenting we have been able to produce an Automatic Machine by which all kinds of SEAMLESS knitting is now done by Our Family Machine, thereby enabling anyone of ordinary intelligence to quickly learn to do the work from the Instruction Guide. All we require is that you use the machine according to directions. The Machine being made expressly for this purpose, and the operation so simple, it cannot possibly make a mistake in its work.

The great demand now is for Bicycle Stockings, Woodmen's Socks and Motormen's Mittens; and as we are unable to supply the demand, have taken this method of advertising for more help.

The large export trade to Northwest Territories, B. Columbia, and the British Colonies furnishes an unlimited demand for our goods; and, with the combined co-operation of the many families we are employing, together with the large amount of knitting we are able to turn out, by which we save rents, insurance, interest on capital, etc., enable us to undersell any manufacturers of this class of goods, and we have sale for all the knitting we can have turned out.

The price we pay for finished bicycle stockings is \$10.00 per hundred, or at the rate of 10c. per pair; woodmen's socks, 5c.; and motormen's mittens, 12c. a pair. All other work in proportion to size.

The machine can be operated by any one of a family, and at our price any energetic family should be able to sustain themselves comfortably, and in time be a source of independent comfort.

Our plan is to send out each machine to beginners with a sock or stocking partially knitted, and remaining in the machine ready to be continued, and also enough yarn to knit one pair of sample socks or stockings; and a simple and complete Instruction Guide, showing how the work is to be done. When the samples have been finished and returned to us satisfactory, we send a quantity of yarn, which you knit and return likewise when finished. We prepay charges on all work one way, and our workers pay return charges. The work, as we have stated, is simple and rapidly done, the machine having a capacity of ten thousand stitches a minute. We have many persons now in our employ who can knit from twenty-five to thirty pairs of socks or stockings a day; and where the time of a family is devoted to the work, you can readily see that \$15.00 or \$30.00 per week can be easily earned.

We furnish our workers all the materials, yarn, etc., free, and everything that is necessary for the work. We are furnishing the machines only for the exclusive use of those desiring to take employment with us, who must, in order to become a member, send us this Contract Order Form, properly signed by them and at least one good reference, and remittance accordingly, to give us the necessary assurance that the quantities of valuable yarn we may send from time to time will not be wasted or misappropriated. Our interests are mutual and this confidence must be established if we are to succeed. We guarantee fair dealing and prompt payment for work, so do not ask us to deviate from our terms, as we cannot make a distinction with one and not another; besides we are doing an extensive business and must be governed by business principles.

The manufactured price of the machine is \$20 and positively will not be sold to any others than those who will agree to do knitting for us. To such we are giving a discount of 25 per cent., making the price net \$15.00, covering cost of manufacture, etc., expecting to derive a profit from the productions of the machines and labor of our employees.

If at any time after you commence and have done an amount of work equal to the purchase price, and wish to discontinue, we will take back machine, and refund the amount paid for same, after deducting cost of our expense only.

There is a Large Demand by the Trade for this class of work. Our workers can depend upon it year after year, and if you engage with us (whole or spare time) we will keep you supplied with work as long as you do it satisfactorily for us and return it promptly. We entrust our workers with large quantities of valuable yarn, and as we give references as to our honesty and integrity, we must ask you to do the same, in order that we may know with whom we are dealing.

We have, in as brief a manner as possible, endeavored to show you what our work is; and we simply say as to the machine, it is just what we represent it to be, and will positively do everything we claim for it, or refund the money. Each machine, securely packed with an outfit, is set up for work, thoroughly tested, and a sock or stocking partially knitted before boxing and shipping. Should you decide to engage with us, it will be necessary to send us Cash Contract Order Form, properly

signed by you and at least one good reference, together with the remittance accordingly, upon receipt of which we will forward machine and outfit ready to commence.

Respectfully yours,

**Co-Operative Knitting Co.**

C. O. HUNTER, Mgr. 15 Leader Lane, TORONTO.

Our References—Express Companies, Banks, or Toronto Business Houses.

If you wish to examine the machine and see the material before undertaking the work, you can do so by sending \$3.00 as a guarantee of good faith, and to defray expense of shipping and we will send everything to your nearest express company, leaving a balance of twelve dollars to pay the agent and 25 cents for the return charges on the money to us.

We are so frequently and unnecessarily asked if one can learn to knit without a teacher. We say, yes; it requires no teacher; any person of ordinary intelligence who can read the Instruction Guide can learn to knit at once.

### ORDER FORM

#### \$15.00 CASH CONTRACT ORDER FORM.

To The Co-Operative Knitting Co., Toronto, Ont.

Gentlemen—I desire to do the work as described in this advt. and enclose \$15.00 to pay for one Automatic Knitting Machine, together with material, instructions and everything necessary for the work, the same to be sent to me by Express, CHARGES PREPAID.

It is understood and agreed that any time after I have done an amount of work equal to the purchase price, \$15.00, and wish to discontinue, that The Co-Operative Knitting Company will take back the machine and outfit and after deducting their expense, refund to me the amount paid for same.

Sender or head of family (if possible) must sign here:

Full name.....

P. O..... Street.....

County..... Prov.....

Nearest Express Office is at.....

Reference: I believe the above named is honorable and trustworthy.

Be sure to use this form when sending your remittance for the machine and outfit, which you must fill in and have signed by at least one good reference, in the proper place. Tear off and return to us and also state here how much time you can devote to the work also how you wish to be paid, weekly, monthly or as you send in the work

Don't send private check, it requires at least one week to verify same. You can send by Express Money Order by any Express Company and obtain a RECEIPT for your money or Registered Letter or P. O. Order, and we will allow you to deduct the cost of Express Money Order, etc. from the \$15.00. Machine weighs, boxed, 17 pounds and can be sent only by Express which we prepay. Mention THE DRIVE MOTOR

# ALL TUCKERED OUT.

Ordinary household duties shouldn't exhaust a woman who has good health.

Doesn't take much work, though, this warm weather, to tire out, or even prostrate a woman who suffers from any derangement of the heart or nerves.

Every summer thousands of women break down in health.

Their daily work becomes a burden—

They can no longer sit still and read or sew—

Even the joyous laughter of their own children distresses them.

The great majority can't go to the seaside to recuperate—

Must struggle along as best they may.

Is there any help for such?

## Milburn's Heart and Nerve Pills.

This remedy supplies food for the exhausted nerve cells, enriches the blood, strengthens and regulates the heart and invigorates the entire system.

Any worn-out, run-down, tired-out, weak, nervous woman who starts using these Pills soon finds her health and strength returning.

Her appetite improves—

She does not tire so easily—

Sleep is sound and refreshing—

The ashen color of her face is replaced by the rosy tint of health—

Her heart beats strong and regular.

Such has been the record of Milburn's Heart and Nerve Pills in the hundreds of cases that have been brought to our notice.

Here is one woman's statement:—

Mrs. J. Delaney, who lives at 262 Brussels Street, St. John, N.B., says:—"Some time ago I became extremely indisposed. My blood became poor, and I was very much run down and suffered from loss of appetite, nervousness, pallor, sleeplessness and debility. I have tried a great many remedies but without securing relief. I was at last advised to use Milburn's Heart and Nerve Pills, and decided to give them a trial. I must say that from the first few doses I felt a distinct increase of strength.

"My nervous system has been invigorated and regulated. Refreshing sleep comes to me every night. Day by day these wonderful pills have built up my run down system and have given strength and energy to my weakened frame. Other troubles from which I suffered, namely, indigestion and constipation, together with severe headaches, have been altogether removed. I know there are a great many people suffering just as I did, and it is my earnest wish that all should know that a reliable cure exists in Milburn's Heart and Nerve Pills."

Milburn's Heart and Nerve Pills are 50c a box, or 3 for \$1.25, at all Druggists or sent by Mail.

T. MILBURN & CO, TORONTO.



On this and the two succeeding pages is illustrated an assortment of

**COSTUMES AND DRESSES**

FOR LADIES AND MISSES,

which styles our readers will no doubt be pleased to inspect.

The Patterns can be had from either Our selves or Agents for the Sale of our Goods. In ordering, please specify the Numbers and Sizes (or Ages) desired.

**The Delineator Publishing Co.**

OF TORONTO (Limited),

33 Richmond St. W., Toronto, Ont.



**Good Soap Cheap**

**SURPRISE Soap costs only 5 cents a cake.**

But it's the best soap in the world for clothes-washing.

No boiling, no scalding, no back-breaking rubbing.

It won't injure the finest fabric nor redden the most delicate hands.

It does its work quickly and lasts a long time.

Insist on having it.

Remember the name—

**"SURPRISE."**



Ladies' Costume, with 7-Gored Skirt. 30 to 44 inches bust, 8 sizes. Price, 1s. or 25 cents.



Ladies' Costume, with 5-Gored Skirt. 30 to 46 inches bust, 9 sizes. Price, 1s. or 25 cents.

Ladies' Costume, with 5-Gored Skirt Having a Circular Flounce and Tunic Drapery, the Skirt and Drapery being without Fullness at the Top 30 to 42 inches bust, 7 sizes. Price, 1s. or 25 cents.



Misses' 2-Piece Costume. Ages, 10 to 16 years, 7 sizes. Price, 1s. or 25 cents.



Misses' 2-Piece Costume, Consisting of a 5-Gored Skirt with an Under Box-Plait at the Back and a Double-Breasted Eton Jacket. Ages, 12 to 16 years, 5 sizes. Price, 1s. or 25 cents.

**ALL LADIES**

Should Learn to Use

**Crow's Mechanical Tailor System**

of Dress Cutting, and make a perfect fit for everybody. If you have not seen this system, call, and you will be thoroughly convinced of its superior qualities; it is in one piece and will never wear out; for simplicity, perfection, and durability this system has no equal. Send for particulars.

**Crow's Cutting School,**

33 Wilton Ave. Toronto.

**NEURALGIA CURED**

All forms of Neuralgia, Headache, Face-ache, or other severe muscular pain, cured by

**CRESCENT NEURALGIA CURE.**

It contains nothing injurious, and is a perfectly harmless remedy. Price, 25c per box, trial size, 10c. Sent on receipt of price by

THE HUTCHINGS MEDICINE CO., Toronto

**TEETH PRESERVED**

by using ::::

**CRESENT ANTISEPTIC DENTRIFICE.**

It contains no injurious ingredients and whitens and preserves the teeth. The most perfect Dentrifice made. Price, 25c. At your druggist's or by mail by

THE HUTCHINGS MEDICINE CO., Toronto.



Ladies' Costume, Consisting of a Waist and a 3-Piece Skirt. 30 to 43 inches bust, 7 sizes. Price, 1s. or 25 cents.



Ladies' Costume, Consisting of a Removable Vest, a Waist with Fitted Lining that may be Omitted and a 3-Piece Skirt with Circular Flounces. (To be Scalloped or Plain.) 30 to 43 inches bust, 7 sizes. Price, 1s. or 25 cents.

**THE AMERICAN Corset and Dress Reform Co.**

316 Yonge St., Toronto.

Sole Manufacturers of

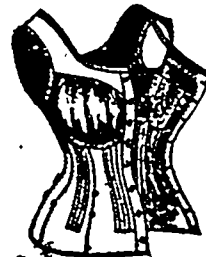
JENNESS MILLER and EQUIPOISE WAISTS

Puritan Shoulder Braces Abdominal Supporters and FINE CORSETS

MADE TO ORDER.

Orders by Mail receive prompt attention.

AGENTS WANTED



**Elastic Hosiery**

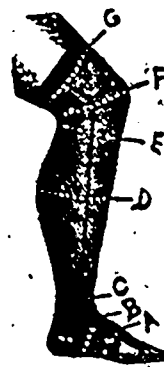
for Varicose Veins, Sprains, Weak Wrists and Ankles—cheapest in Canada, and without question the best, as each article is made to your special order, thus insuring accuracy of fit and fresh material. Send two cent stamp for full particulars, etc.


**J. Y. EGAN,**

326 West Richmond Street.


P.O. Box 539.

TORONTO, ONT.





Ladies' Princess Dress, with Gored Center-Front Closed at the Left Side. (To be Made with a Sweep or in Round Length.) 30 to 44 inches bust, 8 sizes. Price, 1s. or 25 cents.



Ladies' Princess Dress, Closed at the Back and Having the Sheath Effect in the Skirt. 30 to 43 inches bust, 7 sizes. Price, 1s. or 25 cents.



Ladies' Princess Polonaise, with Applied Yoke and Sleeves that may be Made in Plain or Drop Style. (To Have the Edges Scooped or Plain.) 30 to 44 inches bust, 8 sizes. Price, 1s. or 25 cents.



Ladies' Princess Dress, Cut Away in Fancy Yoke Outline and Made Over a Lining Fitted with Regular Princess Seams. (To be Made with a Sweep or in Round Length.) 33 to 43 inches bust, 6 sizes. Price, 1s. or 25 cents.



Ladies' Dress, Consisting of a Gored Skirt with Slight Fullness at the Top and a Shirr-Waist. 30 to 46 inches bust, 9 sizes. Price, 1s. or 25 cents.



Ladies' Home or Work Dress Consisting of a Spencer Waist and a Gored Skirt. 30 to 46 inches bust, 9 sizes. Price, 1s. or 25 cents.

ANSWERS TO CORRESPONDENTS.  
(Continued.)

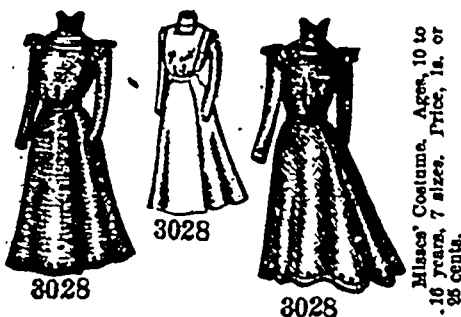
**ALICE R.**—Among the elders of a household the annual return of the birthday is seldom celebrated in the presence of any person except his or her own kinspeople. The twenty-first birthday of a gentleman is often made an occasion for extending hospitalities in the form of a dinner, a party or a ball.

**ATTILA**—The groom generally presents some souvenir of the occasion to each of the bridesmaids and ushers. Fans, rings, miniatures, prayer-books, etc., and walking sticks, scarfpins, cuff-buttons and spurs are favored.


**M. A. P.**—The growth of the hair has been likened to that of a forest. Trees will grow better if the dead ones are removed; so the hair should be gone over frequently, and any hairs that are split or unhealthy should be clipped.

**A SUBSCRIBER**—To repair a damaged mirror pour upon a sheet of tin-foil about three drachms of quicksilver to the square foot of foil. Rub smartly with a piece of buckskin until the foil becomes brilliant, lay the glass upon a flat table, face downward; place the foil upon the damaged portion of the glass; lay a sheet of paper over the foil and place upon it a block of wood or a piece of marble with a perfectly flat surface; put upon it sufficient weight to press it down tight and let it remain in this position a few hours. The foil will adhere to the glass.

**G. A.**—Your bicycle skirt should extend nearly to the boot. Black patent-leather ties and black ribbed stockings are suitable.



Misses' Costume. Ages, 10 to 16 years, 7 sizes. Price, 1s. or 25 cents.



Ladies' Costume, Consisting of a Basque with Removable Blouse-Vest Front and Fitted Lining Fronts Having the Darts Laced and a 7-Gored Skirt. 29 to 43 inches bust, 6 sizes. Price, 1s. or 25 cents.

INCORPORATED TORONTO HON. G. W. ALLAN  
1880 PRESIDENT

**CONSERVATORY OF MUSIC**  
COLLEGE STREET.

DR. EDWARD FISHER, Musical Director.  
Affiliated with Toronto and Trinity Universities.

**Special Summer Normal Session**  
JULY 3rd to 29th, INCLUSIVE

Lectures and Practical Class Work  
Designed for Music Teachers, advanced Music Students and others.

Private Instruction will also be Given

Conservatory Calendar, Syllabus and Summer School Prospectus sent free.

Local Examinations will be held at various "Centres" during June and July, 1898.

**Cooling and Refreshing**

The heat of summer is not lessened but it is made more bearable by an occasional draught of a refreshing beverage. Our little book

**Extracts and Beverages**

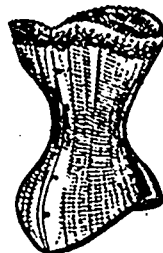
tells you how to make a great variety of them at home. Also Cordials, Syrups, Cognes, Perfumes and various Toilet Articles.  
15 Cents, Postpaid

**The Delineator Publishing Co.**  
OF TORONTO, LIMITED,  
33 Richmond St., West, Toronto, Ont.  
or any Butterick Pattern Agency.

**The Corset Specialty Co.**

112 YONGE STREET, TORONTO.

MADE TO ORDER Corsets from all reliable makers, at all prices, all ways in stock.



Corsets and Health Waists  
Made to order. Comfort, Fit, and Quality Guaranteed.

LONG CORSET Write for Measure Slip.

RELIABLE AGENTS WANTED.

CHAR. F. CLARK, PRESIDENT. J. CHITTENDEN, TREASURER.


**Bradstreet Mercantile Agency**

Offices in the Principal Cities of the United States, Canada, the European Continent, Australia, and in London, England.

The Bradstreet Company is the oldest and, financially, the strongest organization of its kind—working in one interest and under one management—with wider ramifications, with more capital invested in the business, and it expends more money every year for the collection and dissemination of information than any similar institution in the world. Toronto Office, McKinnon Block, corner Jordan and Melinda Streets.

THOS. C. IRVING, SUPERINTENDENT.






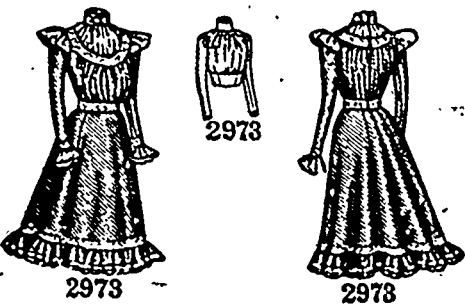
Misses' Costume, Consisting of a 5-Gored Skirt with Circular Over-Skirt Lapped at the Left Side and a Waist Having an Over-Blouse and a Drop Sleeve, producing a Gumpfe Effect. Ages, 13 to 16 years, 5 sizes. Price, 1s. or 25 cents.



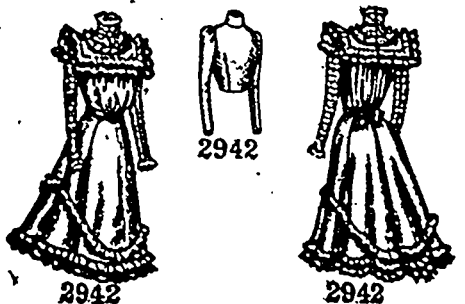
Misses' Dress, with 8-Piece Skirt. Ages, 12 to 16 years, 5 sizes. Price, 1s. or 25 cents.



Misses' Dress, with 7-Gored Skirt. Ages, 10 to 16 years, 7 sizes. Price, 1s. or 25 cents.



Misses' Dress, Consisting of a Low-Necked Waist, a 5-Gored Skirt and a Separate Gumpfe. Ages, 10 to 16 years, 7 sizes. Price, 1s. or 25 cents.



Misses' Gumpfe-Dress, Consisting of a Removable Gumpfe, a Round-Necked Waist and a 5-Gored Skirt. Ages, 10 to 16 years, 7 sizes. Price, 1s. or 25 cents.

**ALMA:**—Chintzes and printed cottons may be cleaned in the following manner: Grate raw potatoes to a fine pulp, and add water in the proportion of one pint to a pound of potatoes; pass the liquid through a coarse sieve into a vessel and allow it to remain until the fine white starch sinks to the bottom. Pour off the clear liquor, which is to be used for cleaning. Spread the soiled fabric on a table covered with a linen cloth, dip a sponge in the liquor, and apply it until the dirt is removed. Then rinse the article several times in clean cold water.

**NORFOLK:**—Sometimes cotton and wool fibres are carded together before being spun into thread, and cloths made of such thread are called "union" goods. Sometimes the warp is cotton and the wool woollen. In either case the danger of shrinkage from ordinarily skilful washing is trifling at most, as the fibres of the cotton maintain the fibres of the wool in an untwisted condition so they will not mat together. For white garments of this kind nothing is better than soft water in which good yellow or white soap has been dissolved. When the garments are colored or printed in colors the nature of the dyes used must be duly taken into consideration; but good soap is a necessity. As a rule, printed figures on goods in which there is wool are not as readily faded as are those on cottons or linens. Wash cotton-and-wool prints quickly, and hang them in a breezy, sunless place; and just before they are quite dry smooth them on the wrong side with a moderately hot iron.

**C:**—Silk pocket handkerchiefs should be washed by themselves. Put them to soak in cold water for an hour or two; then wash them in water, soaping them as they are washed. If the stains have not then disappeared, wash through a second water of the same description. When finished, they should be rinsed in cold soft water in which a handful of common salt has been dissolved; then rinse again in water containing a little bluing.

**SWEET PEAS.**—To cook rice, carefully wash a cupful of rice in several waters, place it with half a teaspoonful of salt in a double boiler, and add a quart of water. Boil rapidly for about three-quarters of an hour without stirring. Cooked in this way the grains will remain whole and white. Rice may be given to children with sugar and milk or with any of the broths recommended above, and it makes a delicious and nutritious addition to their menu.

The Sun Is The Only Competitor of **ELECTRO-SILICON** In Brilliance and Producing Power.

And in one respect Electro-Silicon excels; apply it to your Silverware and you can be sure of a shine and a lasting one too. Without Electro-Silicon your Silverware is "always in a cloud." Try our way once.

We supply the material for the asking, or box, post-paid, 15 cts. in stamps.

Grocers and druggists sell it.

Davis & Lawrence Co., Ltd., Montreal, Sole Agents for Canada.

**DEAFNESS & HEAD NOISES CURED.** My Tubular Cushions help when all else fails. As glasses help eyes. Whispers heard. No pain. Invisible. F. H. Cox, 863 B'way, New York, sole depot. Send for book and proofs FREE.

PROTECT and beautify your lawn with a nice **IRON FENCE**

ADDRESS: Toronto Fence & Ornamental Iron Works, 99 and 101 Queen Street East, Toronto For Wire Work in all its Branches.

**Kills Every Time.**

Common Sense Exterminator for Roaches, Bed Bugs, Flies and Mice. Infallible remedy. No danger in using. All druggists, and 381 Queen Street W., Toronto.

**MENNEN'S BORATED TALCUM TOILET POWDER**

AFTER BATHING AND SHAVING.

Delightful after Bathing. A Luxury after Shaving. A Positive Relief for Prickly Heat, Chafing and Sunburn, and all affections of the Skin. Removes all odor of Perspiration.

Get Mennen's. (The original.) A little higher in price, perhaps than worthless substitutes, but there is a reason for it.

Refuse all other Powders which are liable to do harm. Sold everywhere, or mailed for 25 cents. (Sample free.)

**GERHARD MENNEN CO.** Newark, N.J.

**R & G CORSETS ARE THE BEST**

# Gourlay, Winter & Leeming

## 188 YONGE STREET, TORONTO

### READ THESE LETTERS

FROM OUR MAIL ORDER CUSTOMERS

WE submit extracts from recent letters from customers of this department, that indicate the satisfaction afforded buyers with the instruments received from us, as well as the values secured, when buying "free from all agent's commissions and expenses."

**REMEMBER**—Any instrument selected by us can be returned within fifteen days of receipt, we paying freight, if not fully satisfactory.

**REMEMBER ALSO**—That in the past three years this department has not had five organs returned for any cause whatever.

Nelson, B.C., Feb. 6th, 1899.

Messrs. Gourlay, Winter & Leeming.

DEAR SIRs,—The organ you sent me I received a few days ago, and I am very highly pleased with it. I received it in good condition and I trust you may get other orders through the organ you have sent to me. You packed it very carefully.

Yours respectfully,  
J. CRAWFORD.

Arda, Ont., Feb. 27th, 1899.

Messrs. Gourlay, Winter & Leeming.

DEAR SIRs,—Find enclosed P.O. Order for the sum of \$ Received the organ on Saturday all right. Think it fine, and suitable for my work.

Yours truly,  
REV. A. H. VINER.

Greenore, Feb. 24th, 1899.

Messrs. Gourlay, Winter & Leeming.

GENTLEMEN,—Please find enclosed P.O. Order for \$ balance on organ. We are pleased with the organ.

Yours,  
GEO. LAWRENCE.

Qu'Appelle Station, Feb. 20th, 1899.

Messrs. Gourlay, Winter & Leeming.

GENTLEMEN,—The organ arrived on Saturday in good order. We have tested it and are well pleased with it. It is really better than we expected to get for the price. I must congratulate you on the packing. Enclosed cash in full, \$

Yours respectfully,  
THOS. BRAY.

P.S.—I shall be pleased to give your address to any of my friends if I hear they are looking out for a good instrument.

Fereker, Feb. 3rd, 1899.

Messrs. Gourlay, Winter & Leeming.

GENTLEMEN,—The organ ordered from you came safely to hand. Thank you for the care you have taken. It has proved to be in every way equal to representations and the party for whom it was intended is well pleased with it.

Very truly yours,  
HENRY ATKINS.

White Fish, Feb. 25th, 1899.

Messrs. Gourlay, Winter & Leeming.

DEAR SIRs,—I just received the organ all right. I am pleased with it and am sending you the payment as advised.

Yours truly,  
MRS. JNO. BEAUCHAMP.

Winnipeg, Man., March 4th, 1899.

Messrs. Gourlay, Winter & Leeming.

DEAR SIRs,—We are satisfied with the organ. Find enclosed \$

Yours truly,  
HOMER SMITH.

Newmarket, March 7th, 1899.

Messrs. Gourlay, Winter & Leeming.

GENTLEMEN—I am pleased with the organ.

Yours truly,  
FRED A. LUNDY.

Severn Bridge, March 6th, 1899.

Messrs. Gourlay, Winter & Leeming.

DEAR SIRs,—We received the organ and stool with great satisfaction. The people up here like the instrument very well.


Yours truly,  
A. P. BESSER.

Meaford, Jan. 26th, 1899.

Messrs. Gourlay, Winter & Leeming.

DEAR SIRs,—I forgot to mention in my card, announcing arrival of organ, that the guarantee of which you speak as enclosed was not enclosed, doubtless through an oversight. The instrument has been tried and we are pleased with it. As soon as we receive the guarantee we will remit.

Yours truly,  
REV. S. H. EASTMAN,  
For Meaford Presbyterian Church.



Length, 3 ft. 8 ins. Depth, 2 ft. Height, 6 ft. 2 ins.  
Weight, 195 lbs. (Boxed, 335 lbs.)

MASON & HAMLIN Parlor Model, furnished in Walnut or Oak. (Walnut case will be sent unless Oak is expressly ordered.)

### A GREAT HIT—THE LATEST LEADER.

NOTE.—The largest order in the history of the Organ trade for a SINGLE STYLE of instrument has been given to the Mason & Hamlin Company for Parlor Organ, style 2348.

**SCALE.**—Action or Case 189. Eleven Stops (including Full Organ Knee Stop), having Four Sets of Reeds of Two and a Half Octaves each.

**BASS.**—Viola, 4 ft. Pitch. Viola Dolce. Diapason, 8 ft. Pitch. Sub-Bass Coupler (coupling down).

**TREBLE.**—Melodia, 8 ft. Pitch. Seraphone, 8 ft. Pitch. Clarinet, Dolce on Seraphone. Vox Celeste. Treble Coupler (coupling up).

**THROUGHOUT.**—Vox Humana. Full Organ (Knee Stop). Knee Swell.

STYLE 2348. Five Octaves.	STYLE 2350. Six Octaves.
Regular Price - \$150.00	Regular Price - \$170.00
Reduced to - 92.00	Reduced to - 98.00

We guarantee every Organ a term of years, ship subject to approval, and pay return freight if not fully satisfactory.

### TERMS

**\$10.00 Cash, and \$4.00 per month till paid.**

A Discount of 10 per cent. allowed on all orders accompanied by full cash settlement. A Stool accompanies each organ without charge. Remit by Post-office Order, Express Order, or Bank-draft. Remember we guarantee satisfaction.

Write for Catalogue and Prices on Estey and Mason & Hamlin Organs. Correspondence solicited. More than fifty styles to choose from.

## Do You Know

We want your order for the Finest Organ in the World!

... AN ...

## Estey

... OR A ...

## Mason & Hamlin

They Surpass all others.

# Gourlay, Winter & Leeming

## 188 YONGE STREET, TORONTO

**MANUFACTURERS OF LADIES' and GENTS' WIGS, TOUPETS and HEAD COVERING**

*Highest Awards at Paris, New York and Chicago World's Fair.*



No. 1.—Beautifully made


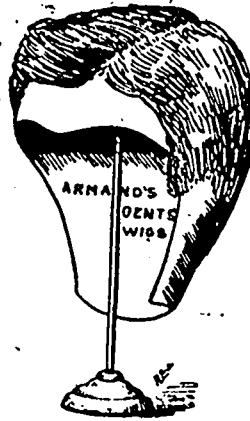
**Ladies' Wig**

as natural as nature. If you or one of your relations or friends require anything in that line, we can suit you in prices, quality and finish, when all others have failed. Prices, \$15, \$20, \$25, \$30, \$35 to \$60.

No. 2

**A Gent's Wig**

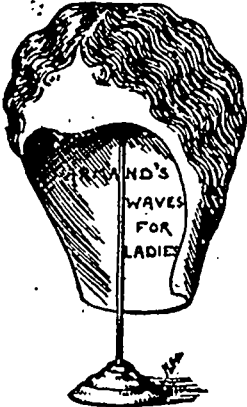
Perfection of Nature, made with a transparent parting. The scalp can be seen through the foundation. We fit perfectly and guarantee the quality and finish. Prices \$15, \$20, \$25, \$30, \$35 to \$50.



No. 3

**A Gent's Toupet**


which covers the top or bald spot on the head. Why go bald? We can make you such a natural head-covering that no ordinary person can detect. Prices \$10, \$12, \$15, \$20, \$25 to \$40.



No. 4.—A lovely natural looking

**Ladies' Wave**

for elderly ladies with thin hair on the top. The hair is naturally wavy. With or without transparent parting. \$5, \$7, \$9, \$10, \$15 to \$25.



No. 5

**Ladies' Head Covering**

with natural curly bangs and long fluffy hair on back of it to cover the head. Fastened with elastic to the head. \$7.50, \$10, \$15, \$20 to \$25.



No. 6.—Armand's fluffy

**Fedora Front**

as light as a feather, naturally curly hair in front, with naturally wavy hair on back. It is an elegant style—our latest creation as a head-covering. \$12, \$16, \$20 to \$35.

**MAIL ORDERS**

It is not necessary to come to Toronto to get a proper fit for a wig. Our system for instructions of how to take your own measure of the head is simply perfect. Write us for instructions, and we will send you free on application all particulars and illustrations, prices, terms, etc. We can suit you in any part of the world. All correspondence strictly private; goods sent concealed from observation. When ordering a ready-made style please send sample of your hair and the amount. We will exchange if not suited.

For Fine Hair Switches see our prices in July number of Delineator.

When ordering mention Delineator. Tel. 2498



**441 Yonge Street and  
1 Carlton Street,  
TORONTO, ONT., CAN.**

**J. TRANGLE-ARMAND & CO.,** Member of the Toronto Board of Trade.

**FATFOLKS REDUCED** from 15 to 25 lbs per month by a harmless treatment by practicing physician of 20 years' experience. No bad effects or detention from business. No starving, wrinkles or flabbiness. Improves general health and beautifies complexion. Physicians and society ladies endorse it. Thousands cured.

**PATIENTS TREATED BY MAIL** confidentially. For particulars address, with stamp, DR. O. W. F. SNYDER, 1514 Masonic Temple, CHICAGO, ILL.

**Yourself and Family**

Are invited to call and have your eyes examined free of charge in a strictly Optical Institute. : : :

"My Optician" 159 Yonge St.

**ANSWERS TO CORRESPONDENTS.**

(Continued.)

**READER:**—Rub the lotion on the face as prepared, the same as any other. Elder flower water is both softening and whitening in its action on the skin, but not to any great degree. The electric needle is the only sure remover of superfluous hair, and it is sure only when the root of each hair is pierced, which is not always the case. The average depilatory simply burns off the hair temporarily. Camphor has a very drying effect on the skin and is not advisable as a cosmetic.

**J. J.:**—An excellent emollient for a rough skin is cold cream. This may be satisfactorily prepared at home. The following recipe is excellent:

- 1/2 ounce of pure white wax.
- 8 ounces of spermaceti.
- 5 ounces of almond oil.

Melt all together in a shallow dish over hot water, and when quite dissolved strain through a piece of muslin. As the oil begins to cool beat it with a silver spoon until it is quite cold and of a snowy whiteness. The secret of making fine cold cream lies in stirring and beating it well at the time it is cooling.

**Crompton Corsets ARE THE BEST.**

A new style, a most graceful Parisian model, which has proved a very successful claimant for popular favor with stylish women is the



**Short-Length Corset**

**QUEEN MOO.** A universally becoming garment, can be worn by the long or the short-waisted woman. Gives an unrivalled roundness to the waist and graceful symmetry to the form.

Ask for the "Queen Moo." Sold in all the Dry Goods.

**BICYCLE FASHIONS**

**Bicycle Fashions FOR SUMMER 1899**


Illustrates Attire to be Worn Awheel. It contains also original articles on subjects of interest to every bicyclist, representations of the latest in bicycle accessories, and a great variety of useful information. It will be sent postpaid to any Address on receipt of 5 Cents to pay charges.

**The Delineator Publishing Co.**  
of Toronto, Limited  
33 RICHMOND ST. W., TORONTO.

THE T. EATON CO. LIMITED Canada's Greatest Store, 190 Yonge St., Toronto, Ont.

# August Furniture Sale.

ON August 1st, we inaugurated the greatest sale of Furniture ever undertaken in Canada, and one that demonstrates more forcibly than ever our advanced leadership in Furniture selling, and the unequalled facilities we command for providing big money-saving chances for the homeowners of Toronto and Canada. This Furniture Sale is the outcome of months of careful preparation under the most favorable circumstances, and under the personal supervision of our own Furniture experts. At every point of comparison it easily discounts all previous efforts of the kind—bigger and better stocks and more widely assorted, greater values and more of them, together with far better facilities for displaying the magnificent collection of Furniture we have gathered for this event. Think of it! For this sale we have gathered



## Over One Hundred Car-loads of New Furniture,

representing new and up-to-date styles selected from the best manufacturers, who, for the sake of getting the large orders we were willing to give them and so keep their factories busy during their usually quiet season, made their prices down to the lowest possible point, which en-

ables us to offer values seldom heard of in the Furniture trade—in spite of the fact that there has been a sharp advance in Furniture prices all along the line. And with all this wealth of Furniture, you will not be able to pick out an unworthy piece at any price. Every bit has been carefully selected and only such as would be a credit to our business has been allowed to enter into stock for our August Sale.

But no need to say more. Our reputation for conducting successful sales of this kind is too well known to require any further comment or emphasis. It is enough to say that nothing has been left undone to make this August Sale the most successful we have ever undertaken. And those who are thinking of new Furniture will be well paid if they come and examine our stock during August—the earlier the better.

**Mail Orders.**—Those who cannot come in person may order by mail with perfect confidence. *Furniture orders by mail*, received from any part of Canada will be *filled promptly and accurately*. Every transaction must prove entirely satisfactory to the purchaser or money will be refunded. Write for our descriptive price list of Furniture Sale prices. It is *free* for the asking. Your name and address to us on a post card will bring you a copy by return mail.

THE T. EATON CO. LIMITED

190 YONGE STREET,


TORONTO, CANADA.

There is more solid comfort in a cup of Blue Ribbon Ceylon Tea than in a gallon of most other beverages.



**BRITISH CHEMISTS COMPANY**

THIS BOOK "BABIES: ALL THEIR ILLS, AND HOW TO PREVENT THEM BY DR. HAMMOND-HALL: SENT FREE TO EVERY MOTHER, WORTH ITS WEIGHT IN GOLD. WRITE BRITISH CHEMISTS CO. TORONTO, CAN.



**A BOON FOR THE LAME!  
THE IVEY PATENT EXTENSION SHOE CO.,**

Are anxious to secure the address of every lame man and woman in Canada whose lameness consists in one limb being shorter than the other, and are offering good paying employment to every lame person who will take the trouble to write for circulars and care to act as agents. Get one of the Extensions for yourself and you will, after wearing it a week, have no trouble to convince others of its value.

This Extension is by far the best of its nature ever placed on the market, and enables the wearer to walk with ease and comfort, to wear any ordinary store shoe, and give them the same appearance as their more fortunate friends. Descriptive circulars free to all. Agents wanted in every County. Address

BEFORE AFTER 170 BAY STREET, - TORONTO, CANADA.



**Superfluous Hair,  
Moles, Warts,  
Birthmarks.**

and all Facial Blemishes permanently removed by ELECTROLYSIS. Satisfaction guaranteed in every case.

**The Foster Dermatological Institute**

No. 2 COLLEGE ST., TORONTO.

STEM SET,  
STEM WIND



WATCH

FREE

To introduce Dr. Weston's Improved Pink Iron Tonic Pills for enriching the blood, for pale people, delicate ladies, liver and kidney diseases, rheumatism, backache, nervousness, general debility, etc., we give FREE a 14k gold plated watch fob or Gentle rollable FREE time-keeper, warranted. The Pills are 50c per box, \$1.00 for 2 boxes. Send this amount and you receive 2 boxes and the watch, or write for particulars. This is a genuine offer.

THE DR. WESTON PILL CO.  
856 Yonge St., Toronto, Ont.

ANSWERS TO CORRESPONDENTS--(Cont'd.)

**ZERO:**—When ink or any similar fluid has been spilled on a carpet or garment, immediately cover the spot to a depth of a quarter of an inch with a thick paste made of ordinary starch and cold water, and allow the paste to dry. If the spot has not wholly disappeared when the crust of dry starch is broken up and brushed off, repeat the operation. As soon as oil is spilt upon a carpet cover the spot liberally with wheat flour or whiting to absorb the oil and keep it from spreading. If the spot is near a seam, rip the seam so the oil will not spread to the adjoining width, and place flour or whiting upon the floor underneath. Next day sweep up all the flour both upon and beneath the carpet with a stiff brush, and put on a new supply. To remove grease spots, rub them with white flannel dipped in raw spirits of turpentine.

**ELFREDA:**—Angel-food cake can be made a beautiful pink by using a quarter of red sugar to three-quarters of the granulated, both, of course, to be sifted the usual number of times. If desired for a "pink" function, it can easily be made at home and decorated appropriately.

**E. A. S.:**—The dark spots left by pimples will disappear in time.

**JUNO:**—Venus, the Roman goddess of love and beauty, subsequently identified with the Greek Aphrodite, was a favorite subject of ancient sculptors. One of the most famous statues extant is the Venus de Medici, executed by Cleomenes, the Athenian, about 200 B. C. The Venus de Milo, so called because it was found on the Island of Milo, or Melos, in the Grecian Archipelago, while one of the most wonderful of statues, is not allowed by all connoisseurs to have been meant for a Venus. It is thought by some that if its broken arms were restored it would be found to have been intended as a Diana. It is now in the Louvre at Paris. It is considered larger than life size.

**LAURIE:**—Writing in a book, except it be the owner's name or a presentation legend on the fly-leaf, is a detriment and an offence. A book-plate serves well to indicate ownership and becomes decorative and interesting beside.

**Canning  
AND Preserving**

HAVE past results from your annual preparations in the above line been entirely to your satisfaction, and is your knowledge of the art of Canning and Preserving as wide as you could wish?

If you desire to add to your knowledge and skill in the preparation of

Preserved Fruits, Canned Fruits, Spiced Fruits, Dried Fruits, Marmalades, Jams, Jellies, Home-made Wine, Canned Vegetables, Pickles, Catsup, Sauces, etc., etc.,

Let us send you a copy of

**The Perfect Art of  
Canning and Preserving**

This publication contains full instructions for all of the above and much more. It should be in the hands of every house-keeper who "likes to have things nice."

The price is no hindrance. It costs only 15 cents, postpaid, at any Butterick Pattern Agency, or

**Delineator Publishing  
Co. of Toronto,  
LIMITED  
33 RICHMOND ST., WEST,  
TORONTO, ONT.**

**Koladermic  
Skin Food**

"For a Pure Skin."

The rationale of the cosmetic, briefly, is that it should at once beautify and improve the complexion without inconvenience or ill effects. Koladermic Skin Food, as its name implies, embodies the rational treatment for an impure skin—it feeds the impoverished cuticle—it builds up the wasted and worn places—it dries up the little gatherings of impure matter—it removes blackheads, moth patches, sunburn, and facial blemishes, leaving the skin fresh, pure, and healthy.

Koladermic, being purely vegetable and mild in action, is adapted for use by all in a family. Gentlemen should use it after shaving, or ask their barber to do so for them.

At all druggists, 25 cents, or by mail from us.

**The Koladermic Skin Food Co.  
Stouffville, Ont., Can.**

Telephone 1551.

Established 1868.

WHOLESALE AND RETAIL.

Dressed with our  
POMPADOUR BANG.

Direct Importers of First Quality Human Hair.

THE OLDEST, LARGEST, CHEAPEST AND MOST RELIABLE  
HAIR GOODS HOUSE IN AMERICA.



THE  
**Dorenwend Co.** of Toronto  
Limited

PROF. H. DORENWEND, Manager.

OUR BELLENA BANG.

A great success With Blind or  
Invisible Parting.  
\$3, \$4, \$5, \$6, \$7, \$8, \$10 and up,  
According to size.



OUR OPEN WIG STYLES.  
With Bang, Wavy or Plain  
Fronts, Coil worn high or low.



\$12.50, \$15, \$20, \$25, \$30, \$35  
and up.

Over 37,000 wear our Gents'  
Feather-weight  
Toupees.



Address—

The... **Dorenwend Co.**

OF TORONTO, LIMITED

103 and 105 Yonge St., Toronto, Ont.

MENTION THE DELINEATOR.

1899 Exhibition 1899

August 28th until September 9th.

OUR PATRONS and the thousands who may visit  
Toronto during Exhibition, who, through the loss of  
hair, take naturally a great interest in anything that  
will replace that loss and improve their appearance.

We invite, and all are welcome, to our establishment to  
get that advice required in such cases, entirely free of charge,  
whether ladies or gents purchase from us such styles and  
art pieces or not.

Our Exhibition of Hair Goods in our windows and show-  
rooms, 103 and 105 Yonge street, will be found the largest  
and grandest ever seen on the continent of America.

A Stock of over \$50,000

worth of ladies' and gents' elegant Wigs, Toupees, Bangs,  
Wavy Fronts, Long Beautiful Wavy or Straight  
Switches to choose from, for quality and style unsurpassed,  
and at prices, considering quality, lower than the lowest.  
Turning over the large quantity we do, we are in a position  
to sell at a close margin.

Our Hair Dressing Rooms should be visited by all ladies  
wishing a nice Hair Dress, Hair Cut, Shampoo, Hair Dyed  
or Bleached, Manicuring, Face Massage, etc.

Those who cannot come to Toronto we inform that

Our Mail Order System

is so complete that our patrons will be as faithfully served  
as if personally here. Everything goes like clock-work  
without a hitch, and no mistakes are made.

Space will not permit to show but few of our leading  
goods, and they are leaders and every day sellers.

Send for directions for head measurement for Wigs,  
Toupees, and full illustration of styles.

OUR ILLUSTRATED CATALOGUE

FREE TO ANY ADDRESS.

When Ordering by Mail be sure and cut a good sample of your  
hair, full length, between ear and crown.  
Explain your case definitely. Remit money per Registered Letter,  
P.O. or Express Order. All goods ordered will be exchanged if not  
found as described in every particular.

Switches

Are with us big sellers.

We have  
them at—

- \$1.00
- 1.50
- 2.00
- 3.00
- 4.00
- 5.00
- 6.00
- 7.00
- 8.00
- 10.00

and  
UP.



Natural Wavy  
Switches.

- \$2.50
- 3.00
- 4.00
- 5.00
- 6.00
- 7.00
- 8.00
- 9.00
- 10.00
- 12.00

and  
UP,  
According to  
Length.



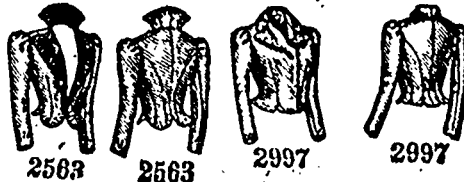
UPON this page we have illustrated an assortment of Misses', Girls' and CHILDREN'S

**Jackets, Eton Jackets and Reefers,**

which will no doubt prove of especial interest to our many readers. The Patterns can be had in all Sizes from Ourselves or from Agents for the Sale of our Goods. In ordering, please specify the Numbers and Sizes (or Ages) desired.

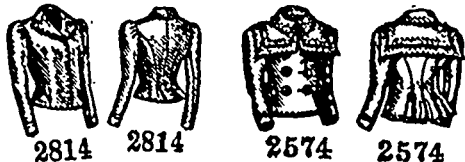
**The Delineator Publishing Co.**  
OF TORONTO (Limited),

33 Richmond St. W., Toronto, Ont.



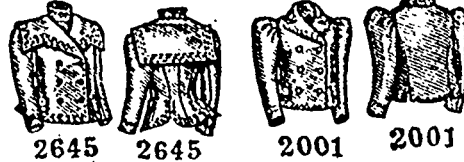
Misses' Jacket. (To be Made with or without a Center-Back Seam.) Known as the Wilhelm Jacket. Ages, 12 to 16 years, 5 sizes. Price, 10d. or 20 cents.

Misses' Jacket, with Fly Closing. (To Have the Collar and Lapels Made with Square or Rounding Corners.) Ages, 10 to 16 years, 7 sizes. Price, 10d. or 20 cents.



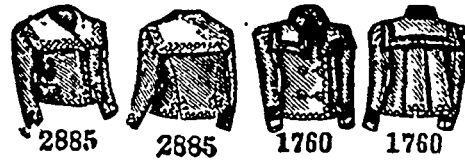
Misses' Jacket. (To be Closed with a Fly or Visibly and Finished with Square or Rounding Corners.) Ages, 10 to 16 years, 7 sizes. Price, 10d. or 20 cents.

Girls' Reefer Coat or Jacket. (To be Made with One or Two Sailor Collars.) Ages, 8 to 12 years, 10 sizes. Price, 7d. or 15 cents.



Girls' Double-Breasted Coat or Jacket. (To be Worn with or without the Shield.) Ages, 5 to 12 years, 8 sizes. Price, 7d. or 15 cents.

Girls' Box Reefer Jacket. Ages, 5 to 12 years, 8 sizes. Price, 7d. or 15 cents.



Girls' Jacket, with Sailor Collar. Ages, 8 to 12 years, 10 sizes. Price, 7d. or 15 cents.

Girls' Empire Jacket, with Reefer Front and Sailor Collar. Ages, 1 to 12 years, 12 sizes. Price, 7d. or 15 cents.



Girls' Box-Coat or Jacket, with Fly Closing. Ages, 8 to 12 years, 10 sizes. Price, 7d. or 15 cents.



Girls' Reefer Coat or Jacket. Ages, 3 to 12 years, 10 sizes. Price, 7d. or 15 cents.

**Tried to Imitate, but Failed.**

Whenever there is an article placed on the market that has merit and meets with ready sale, there is always someone taking advantage of your production. Such has been the case with ROKKO HEALTH Food Drink, substitute for Tea and Coffee. Roko is the original production on the Canadian Market. Wholesome and nourishing, the different cereals blended and roasted under a new patented roasting process. The only kind in Canada or United States. Roked Health Drink is not a cheap bran preparation claiming to be the best. As many ladies have said, these bran substitutes have disgusted me, but since using Roko I would not go back to tea or coffee at any price. The more I drink Roko the BETTER I like it. It has cured me of dyspepsia and other troubles. A 10c. package will make 75c cups and can be boiled over the second and third time without adding fresh Roko, which will equal the first. Roko also makes a delicious summer iced drink. Ask your grocer for it. Don't take something claimed to be just as good. List on having Roko, which is put up in 10 and 15c packages, also 2 pound - for 25 cts.

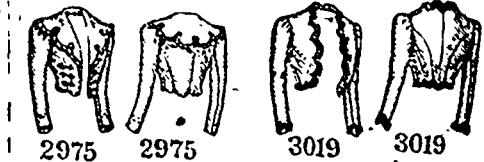
AGENTS WANTED THROUGHOUT CANADA  
**ROKCO M'FG CO., 154 QUEEN E., TORONTO**

If your Grocer does not keep it, and will not get ROKKO for you, send 10c. to above address and we will send you 1 lb. package, prepaid.




Girls' Empire Jacket. Ages, 1 to 12 years, 12 sizes. Price, 7d. or 15 cents.

Misses' Eton Jacket. Ages, 12 to 16 years, 5 sizes. Price, 10d. or 20 cents.



Misses' Eton Jacket. (To have the Edges Plain or Scooped.) Ages, 10 to 16 years, 7 sizes. Price, 7d. or 15 cents.

Misses' Eton Jacket. (To have the Edges Plain or Scooped.) Ages, 10 to 16 years, 7 sizes. Price, 7d. or 15 cents.



Girls' Eton Jacket. Ages, 4 to 12 years, 9 sizes. Price, 7d. or 15 cents.

Child's Empire Coat or Jacket, with Sailor Collar. Ages, 1 1/2 to 6 years, 7 sizes. Price, 7d. or 15 cents.

**A Blessing.**

Sancho Panza blessed the man who invented sleep. So do our leading society belles bless the memory of the late Dr. T. F. Gouraud, who taught them how to be beautiful. Everyone should do all in his power to supplement nature in adorning the person, and a fine complexion is not given to all; and just here art aids nature, and all who use Dr. T. F. Gouraud's Oriental Cream, or Magical Beautifier, know its value, and how the skin that is freckled, tanned, pimpled, or moth patched can be made like the now born babe's. To those who will use toilet preparations it is recommended by physicians, as the Board of Health has declared it free from all injurious properties, and, as it is on sale at all druggists' and fancy goods stores, it is an easy matter to give it a trial, and thus win the approbation of men, as well as the envy of ladies.—N. Y. Evening Express, Jan. 7th, 1881.

**The "Daisy" Sanitary Earth Closet.**

MADE ENTIRELY OF METAL, AND VENTILATED.

Designed for Dwellings, Summer Resorts and all Places where Water Closets cannot be used.



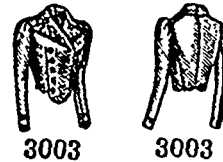
A Sanitary Triumph, a Great Convenience, does not Gather Odor or become Unsanitary as Wood Closets do.

Price, Complete, \$15.00. Agents Wanted.

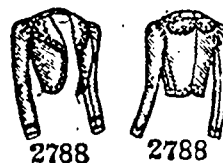
MANUFACTURED BY

**Toronto Furnace & Crematory Co., LIMITED.**

14 & 16 Queen St. E., Toronto, Ont.



Misses' Double-Breasted Eton Jacket. (To be Plain or Scooped at the Lower Edge.) Ages, 10 to 16 years, 7 sizes. Price, 10d. or 20 cents.



Misses' Eton Jacket. Ages, 12 to 16 years, 5 sizes. Price, 10d. or 20 cents.



Child's Reefer, with Removable Washable Collar and Cuffs. Ages, 3 to 7 years, 6 sizes. Price, 7d. or 15 cents.



Child's Empire Jacket. Ages, 1 to 8 years, 8 sizes. Price, 7d. or 15 cents.

# Metropolitan Fashions

is a publication 15 1/2 x 16 3/4 inches in size, and contains from 125 to 150 pages of beautifully printed Large Illustrations, representing the Latest and Reigning Fashions for Ladies', Misses' and Children's Wear. It is published Quarterly, for Spring, Summer, Autumn and Winter, with Supplements for the intervening months, exhibiting the NEW STYLES which become fashionable between the issue of Each Volume and its Successor.

PRICE OF SUBSCRIPTION, including Four Volumes (in Pamphlet Binding) and the Supplementary Sheets **\$1.00**  
 SINGLE VOLUME, Over the Counter in Toronto **15 Cents**  
 SINGLE VOLUME, by Mail to any part of Canada or the United States, **25 Cents**

## Les Modes Métropolitaines


C'est le titre d'un Journal ayant comme dimensions 39 cm. sur 43 cm. et contenant de 125 à 150 pages de Belles Gravures, très-soignées, représentant les Modes Nouvelles en Costumes et Vêtements, pour Dames, Jeunes Filles, Fillettes et Enfants, depuis la plus simple Layette jusqu'au Costume de Dame le plus élégant. Ce Journal paraît tous les Trois Mois, pour LE PRINTEMPS, L'ÉTÉ, L'AUTOMNE ET L'HIVER, avec des Suppléments pour les Mois intermédiaires.

Prix de l'Abonnement, comprenant Quatre Volumes (broches) et les Feuilles Supplémentaires. Franco, 1 dollar.

Prix du Numéro à Toronto, 15 cents ou 1 franc.

Prix du Numéro, par la Poste, pour tous les Pays autres que les Etats-Unis et le Canada, 25 cents.

**The Delineator Publishing Co. of Toronto, Limited**  
 33 Richmond Street West, Toronto, Ont.



**The LATEST EDITION OF CHARACTER AND UNIQUE FASHIONS** is illustrated with many new and attractive Masquerade and Carnival Costumes, and with Styles representing Peculiar National Fashions. Sent postpaid on receipt of **FIVE CENTS**.

**The Delineator Publishing Co.**  
 of Toronto, Limited  
 33 RICHMOND ST. W., TORONTO.

# "Butterick's Correct Cookery"

PRICE  
**25 CENTS A COPY.**

The Cooking Manual of the Day!  
 Specially Compiled and Approved!

Contains over **Two Hundred Pages** of the Best of Everything in Thoroughly Reliable, Up-to-Date Recipes for Preparing Soups, Fish, Meats, Vegetables, Entrées, Sauces, Salads, Relishes, Breakfast Dishes, Plain and Fancy Breads, Cake, Pastry, Puddings, Fancy Desserts, Beverages, Confections, etc., etc.

It also includes more than **ONE HUNDRED MENUS** for all Occasions, from Family Breakfasts to Evening Festivities.

IT IS A VERITABLE ANGEL IN THE KITCHEN, AND THE EMBRYO MATHON AND EXPERIENCED COOK MAY BOTH PROFIT BY ITS CONTENTS. No Other Cooking Guide Gives so much Valuable Information for so Small a Price. NO HOUSEKEEPER CAN AFFORD TO BE WITHOUT IT.


PRICE 25 CENTS.

**The Delineator Publishing Co. of Toronto, Limited,**  
 33 Richmond St. West, Toronto, Ont.

# Studies in Modern Lace-Making.

PRICE, 50 CENTS.

AN ELABORATE PAMPHLET bearing this title has just been issued, and contains Illustrations and Descriptions of the finest Specimens and Novelties



in the most popular Fancy-Work of the Day—Modern Lace, as well as the very latest ideas in Stitches, Braids, Materials, etc., necessary to the work.

Venetian Point and Modern Flemish Laces are the Very Latest Products of the Lace-Maker's Brain and are meeting with Immense Success.

THE PAMPHLET WILL PROVE A PRIZE TO EVERY LACE LOVER.

**The Delineator Publishing Co. of Toronto, Limited,**  
 33 Richmond St. West, Toronto, Ont.



# BOOKS AND PAMPHLETS

PUBLISHED BY  
THE BUTTERICK PUBLISHING CO.  
(LIMITED)

If any of these works cannot be obtained from the nearest Butterick Pattern Agency, send your Order, with the price, direct to us, and the Publications desired will be forwarded to you.

**Metropolitan Pamphlet Series.**  
**15 CENTS**  
per Copy.

**THE PERFECT ART OF CANNING AND PRESERVING:** Containing full instructions regarding Jams, Marmalades, Jellies, Preserves, Janning (including Corn, Peas, Beans, Tomatoes, Asparagus, etc.), Pickling Catsups, Relishes, etc.  
**FANCY DRILLS FOR EVENING ENTERTAINMENTS.** Directions and Illustrations for the arrangement and Production of Twelve New Fancy Drills, suitable for School, Church, Club and Society Entertainments.  
**USES OF CREPE AND TISSUE PAPERS:** Designs and Diagrams for Making Paper Flowers and Fancy Articles.

**THE CORRECT ART OF CANDY-MAKING:** Filled with instructions for French and Domestic Candy-Making, and divided into Departments, which include Cream Candies, Bonbons, Nut and Fruit Candies, Pastes, Drops, etc., etc.

**SMOOKING, FANCY STITCHES AND CROSS-STITCH AND DARNED NET DESIGNS:** A Pamphlet which includes all the Varieties of Needlework mentioned. One of its most important subjects is that of Finishing Seam Ends, Pockets, Pocket-Laps, Collars, Cuffs, etc.

**DAINTY DESSERTS:** Directions for the preparations of Dainties adapted to the palate of the epicure or the laborer, with numberless recipes for Puddings, Sauces, Pies, Creams, Custards, etc., etc.

**EXTRACTS AND BEVERAGES:** The Preparation of Syrups, Refreshing Beverages, Colognes, Perfumes and Various Toilet Accessories.

**MOTHER AND BABE:** Comfort and Care of Mother and Babe, and full information concerning the Proper Care of Infants and the preparation of their Wardrobes.

**MOTHERS, SONS AND DAUGHTERS:** A New Pamphlet in which the Various Subjects Treated are: Mother and Son, Mother and Daughter, Six Important Days in a Woman's Life The Study of Children and Their Ways.

**NURSING AND NOURISHMENT FOR INVALIDS:** Explicit Instructions and Valuable Advice regarding the Best Methods and Necessary Adjuncts in the Sick Room.

**TABLEAUX, CHARADES AND CONUNDRUMS:** Charades in all varieties and Tableaux are Freely Described and Discussed. The Department devoted to Conundrums is Overflowing with Wit and Merriment.

**CHILD LIFE:** Discusses Influences on Prenatal Life; Bathing, Clothing and Food for Infants; Weaning and Feeding Children After the First Year; Diseases of Infants, etc.

**DOGS, CATS AND OTHER PETS:** A Valuable Pamphlet concerning the Care of Household and Other Pets.

**BIRDS AND BIRD-KEEPING:** Illustrated with Cage Birds, Cages and Modern Appliances for Cages; accompanied by instructions for the Care, Food, Management, Breeding, and Treatment of Songsters and Other Feathered Pets.

**HEALTH: HOW TO BE WELL AND LIVE LONG:** The Special Mission of this Pamphlet is fully indicated by its sub-title.

**WOMEN'S CLUBS AND SOCIETIES:** A New Pamphlet containing a History of the General Federation of Clubs, and Instructions for Organizing a Club.

**BEES AND BEE-KEEPING:** Treats of Details necessary to successful Bee-keeping, whether conducted by the Amateur or Advanced Apiarist.

**WEDDINGS AND WEDDING ANNIVERSARIES:** Contains the Latest Information concerning the Etiquette of Weddings, and describes all the Anniversaries.

**A MANUAL OF LAWN-TENNIS:** Contains a History of Tennis, the Rules and Details concerning the Development of Play, Descriptions of the Court, etc.

**BURNT-WORK:** Its details can be applied to various Useful and Decorative Purposes, from Portraits to Furniture, from Dainty Toilet Articles to Panels.

**Metropolitan Handy Series**  
**25 CENTS**  
Per Copy

**RECITATIONS AND HOW TO RECITE:** Consists of a large collection of famous and favorite Recitations, and includes some Novelties in the Way of Poems and Monologues sure to meet with general approval.

**SOCIAL EVENING ENTERTAINMENTS:** Describes Entertainments that are Novel, Original, Amusing and Instructive, including A Literary Charade Party, A Witch Party, A Ghost Ball, A Halloween German, A Novel Card Party, etc.

**DAY ENTERTAINMENTS AND OTHER FUNCTIONS:** Descriptive of various Day and Other Entertainments, such as Teas, Luncheons, Fêtes, Dinners, etc.

**ART AND ECCLIASTICAL EMBROIDERY:** Treats of Stoles, Altar Linen, Altar Frontals, Ornamental, Maniple and Amice, The Cope, Pulpit, Desk and Lectern Hangings, Decorations for Church Festivals, etc., etc.

**PLEASANT PASTIMES FOR CHILDREN:** It is filled with Games, Instructions for Games and Making Toys, Making a Menagerie, etc., etc.

**PRETTY PURSUITS FOR CHILDREN:** A New and Generously Illustrated Pamphlet intended to Amuse and Instruct Little Children.

**THE DINING-ROOM AND ITS APPOINTMENTS:** Is issued in the interests of the Home, and is of value to Wives and Daughters who by their individual care and efforts are home-makers.

**PARLOR PLANTS AND WINDOW GARDENING:** The Amateur Florist will find all about Necessary Temperatures, Suitable Rooms, Extermination of Insect Pests, etc.

**EMPLOYMENTS AND PROFESSIONS FOR WOMEN:** This Pamphlet is a collection of Essays and Advice Upon and Concerning Vocations for Women, written by those of the sex Prominent in the Occupations mentioned.

**HOW HEALTH PROMOTES BEAUTY:** The relation of Health to Beauty is Exhaustively set forth in this Pamphlet.

**WOMEN'S COLLEGES AND COLLEGE LIFE IN AMERICA AND GREAT BRITAIN:** Prominent Women's and Co-Educational Colleges and Universities are described by their Graduates and full information concerning the Curriculum, Expenses, Courses, etc.

**ARTISTIC ALPHABETS FOR MARKING AND ENGROSSING:** This Pamphlet includes Fancy Letters of various sizes; the Fashionable Script Initial Alphabet in several sizes, with Cross-Stitch and Bead-Work Alphabets, etc.

**THE HOME:** An attractive Pamphlet containing experienced advice upon the selection of a Residence, Sanitation, Renovation, Furnishing, Upholstery, Table Service, Carving, etc.

**VENETIAN IRON WORK:** This Illustrated Manual will be of value to every one interested in Venetian Iron Work.

**MODERN LIFE IN ENGLAND AND AMERICA.** Descriptive of Social Life in American Cities, Towns and Villages, in London and English Provincial Cities and in Country Houses.

**Metropolitan Art Series**  
**50 CENTS**  
per Copy.

**DRAWING AND PAINTING:** List of Chapter Headings—Pencil Drawing—Training and Transfer Papers—Sketching—Water Colors—Oil Colors, etc., etc.

**TATTING AND NETTING.** This Pamphlet contains the two varieties of Fancy Work named in the title, and is the only reliable work combining the two ever issued. Especial effort has been made to provide elementary instruction for the benefit of the beginner, and at the same time offer the skillful worker Designs of Elaborate Construction.

**THE ARTS OF WOOD-CARVING AND PYROGRAPHY OR POKER WORK.** The Largest Manual of the kind Ever Prepared for Publication, containing Illustrations for Flat Carving, Intaglio or Sunk Carving in the Round and Chip Carving, and also nearly Four Hundred Engravings of Modern, Renaissance, Rococo, Rocaille, German, Norwegian, Swedish and Italian Designs, etc.

**THE ART OF CROCHETING:** A handsomely illustrated and very valuable Book of Instructions upon the Fascinating Occupation of Crocheting. A Guide to the Beginner and a Treasure of New Ideas to the Expert in Crochet Work.

**FANCY AND PRACTICAL CROCHET-WORK:** (ADVANCED STUDIES) A New, UP-TO-DATE PAMPHLET ON CROCHET-WORK. This Pamphlet is filled with New Designs as follows, Edgings and Insertions—Squares, Hexagons, Rosettes, Stars, etc., for Scarfs, Tidies, Counterpanes, Cushions, etc.—Doilies, Centre-Pieces, Mats, etc.—Articles of Use and Ornament—Pretty Articles for Misses' and Children's Use—Dolly's Domain—Bead and Mould Crochet.

**THE ART OF MODERN LACE-MAKING, ANCIENT AND MODERN METHODS.** A New Edition of this Handsome Work has just been published. It gives complete Instructions for Making Battenburg, Honiton, Point, Russian, Princess and Duchesse Laces, with Designs for the same, and a Variety of Stitches, and Numerous Illustrations of the Braids.

**STUDIES IN MODERN LACE-MAKING:** A Handsomely Finished Pamphlet containing Hundreds of Illustrations of the Newest Designs in Modern Laces and The Latest Braids, Cords, Buttons, Rings and Ornaments used in Making Modern Laces. Also a Large Collection of Lace Stitches with Charts, Directions, etc., for the Proper Development of the Work. A Special Feature is the Presentation of the New Venetian Point and Modern Finnish Designs.

**THE ART OF DRAWN-WORK, STANDARD AND MODERN METHODS:** The Finest and Most Reliable Book upon Drawn-Work ever issued. The Complete Art, from the Drawing of the Fabric Threads to the Most Intricate Knotting of the Strands and Working Threads. Illustrations of Every Step of the Work assist the Worker in Developing the Designs.

**MASQUERADE AND CARNIVAL, THEIR CUSTOMS AND COSTUMES:** An Enlarged and Revised Edition of this Popular Work, containing between Two and Three Hundred Illustrations of Historical, Legendary, Traditional, Shakespearean, National and Original Costumes, with Descriptions of them, especially in reference to Colors and Fabrics.

**THE ART OF KNITTING:** The only Book devoted wholly to Knitting ever issued, and introducing all the rudiments of the work, from the Casting-on of Stitches to the Commencement and Development of Plain and Intricate Designs. Each of its almost numberless Illustrations of Garments, Fancy and Household Articles, Edgings, Insertions, etc., is fully and correctly explained.

**FANCY AND PRACTICAL KNITTING:** A New and Very Fully Illustrated Pamphlet of Modern Designs in Knitting.

**THE ART OF GARMENT CUTTING, FITTING AND MAKING:** This Book contains Instructions for Garment Making at Home, to be found in no other work on the subject. They are purely original with us, and the Practical result of Many Experiments Conducted with the Intention of Offering our Patrons the Best Instructions on the subject ever formulated.

**Metropolitan Book Series.**  
**\$1.00**  
per Copy.

**THE PATTERN COOK-BOOK:** This is a complete, practical and reliable work on the Culinary Science; embracing the Chemistry of Food; the Furnishing of the Kitchen; how to choose good Food; a choice selection of standard Recipes; Proper Food for the Sick, etc.

**THE DELSARTE SYSTEM OF PHYSICAL CULTURE:** The Most Comprehensive Work on the Subject ever issued. Its Excellence is Guaranteed by the Name of the Author, Mrs. Eleanor Geordon.

**BEAUTY, ITS ATTAINMENT AND PRESERVATION:** The most complete and reliable work ever offered to Those Who Desire to Be Beautiful in Mind, Manner, Feature and Form.

**KINDERGARTEN PAPERS:** In these papers the author makes a comprehensive review of the whole Kindergarten system. There are chapters on Christmas work, the Home Kindergarten, training and training schools, the preparation of topics, Literature and materials used, etc., etc.

**GOOD MANNERS:** This book explains the most approved methods of deportment in Polite Society. It is a comprehensive work, replete with valuable suggestions for the guidance, not only of young people, but of persons of maturer age, concerning the nicer points of Etiquette.

**SOCIAL LIFE:** This book sets forth in the form of a friendly correspondence, those points of practical Etiquette regarding which the novice in polite society desires to be fully instructed. It also contains an Appendix of Approved Styles of Invitations and Replies.

**HOME-MAKING AND HOUSEKEEPING:** A handbook of Household Affairs, for guidance in all those matters a knowledge of which constitutes the good housekeeper.

**NEEDLE-CRAFT, ARTISTIC AND PRACTICAL:** This is a practical Book upon Needlework, in which the fascinating Art is clearly and carefully described and illustrated. It contains hundreds of beautiful engravings.

**NEEDLE AND BRUSH, USEFUL AND DECORATIVE:** This is a novel and entertaining work on Home Decoration. It includes Fancy-Work and Decorative Painting so amply illustrated and carefully described that the least experienced amateur cannot fail to comprehend and follow the instructions given.

**T. EATON CO. LIMITED** & Canada's Greatest Store & 190 Yonge St., Toronto, Ont.

# School Books and Supplies for 1899 and 1900.

School Books and Supplies are easily ordered by mail. All School Books, excepting Scribblers, Exercise and Blank Books, will be sent postpaid to any address in Canada if ordered through our Mail Order Department. When ordering readers, kindly state whether Ontario or Gage Readers are wanted. If possible, give name of author and publisher of books required.

### Dictionaries.

- Concise Imperial, full sheep, \$2.25; half morocco, \$2.00; cloth, \$1.50.
- Webster's English, half leather, \$2.25.
- " " with Walker's key, \$1.00.
- Webster's English, 63c, 35c, 20c, 10c.
- Handy Vest Pocket Dictionary, leather, 20c; cloth, 13c.
- Cassell's French " \$1.00.
- " German " \$1.00.
- " Latin " \$1.00.
- Routledge's French " 40c.
- " German " 40c.
- " Latin " 40c.
- " Italian " 40c.
- Liddell & Scott's Greek Lexicon, \$1.60

### Arithmetics—

- Public School, 20c.
- High School, 48c.
- Kirkland & Scott's (Revised) 25c.
- Hamblin Smith's, 48c.
- Prize Problems, 16c.

### Algebras—

- High School, Part I, 60c.
- " " Part II, \$1.20.
- Hamblin Smith's, 48c.
- McLellan's Elements, 60c.
- Todhunter's, for Beginners, 48c.
- C. Smith's Elementary, 80c.
- Hall and Knight's Elementary, 80c.
- Hall and Knight's Higher, \$1.60.
- Treatise on Algebra, C. Smith, \$1.60.

### Agriculture—

- Public School, by Mills & Shaw, 32c.
- " " C. C. James, 20c.
- Manitoba Course, Part I, 32c.
- " " Part II, 40c.

### Book-keeping—

- High School Text-book, 52c.
- Copp, Clark Book-keeping Blank, No. 14, 20c.
- Copp, Clark Book-keeping Blank, No. 8, 35c; No. 9, 45c.
- Copp, Clark Book-keeping Blank, No. 7, 25c.

### Botany—

- Spotton's High School, 80c.
- " " " Part II, 48c.
- Spotton's Botanical Note Book, Part I, 40c.
- Spotton's Botanical Note Book, Part II, 48c.

### Chemistry—

- Remsen Advanced, \$3.15.
- Remsen, Briefer, \$1.50.
- High School, 40c.
- Advanced, 40c.
- Kirkland's Experimental, 48c.
- Chemical Note Book, 25c.

### Copy Books—

- Gage's Vertical, Nos. 1, 2, 3, 4, 5, 6, 7, 8, 7c each.
- Public School Vertical, Nos. 1, 2, 3, 4, 5, 6, 7c each.
- Business Forms, Vertical, No. 7, 8c.

### Composition—

- Composition from Models, 60c.
- English Composition, Welsh, 48c.

### Practical English and Composition—

- 40c.
- Strang's English Composition, 20c.

### Drawing Books—

- High School Drawing, Nos. 1, 2, 3, 8c each.
- Public School Drawing, Nos. 1, 2, 3, 4, 5, 6, 4c each.

### English Literature—

- Palgrave's Golden Treasury, 40c.
- Palgrave's Children's Treasury, Parts I and II combined, 40c.
- Selections for 1899-1900, 80c.

### Rolfe's Edition of Shakespeare's Plays, paper cover, 40c.—

- Richard II.
- Macbeth.
- Merchant of Venice.
- King Lear.
- Julius Caesar.
- As You Like It.
- Milton's Minor Poems—Comus, Sonnets, etc., edited by Rolfe, 40c.

### French—

- La Poudre, 20c.
- High School French Grammar, 60c.
- High School French Reader, 40c.
- Cassell's Lessons in French, 60c.
- Exercises in French Prose (Squair and Cameron), 60c.
- Le Roman d'un jeune Homme pauvre, 66c.
- Madame Therese, 48c.
- Cassell's French Dictionary, \$1.00.
- Selections for 1899-1900, By Squair and MacGillivray, \$1.00.
- Selections for 1899-1900, Sykes and McIntyre, \$1.00.

### German—

- Germelshausen, 2c.
- High School German Grammar, 80c.
- High School German Reader 40c.
- Das Kalte Herz, 80c.
- Leander's Trauermairian, 80c.
- Hornig's Exercises in German Prose Composition, 48c.
- Elehendorf Aus dem Leben eines Taugenichts und Welhelmi. Elnor muss Heiraten und Benedix Elginsinn, with Notes by Othaus and Vander Smitsen, 80c.
- Cassell's German Dictionary, \$1.00.
- Rieh's Novellen and Schiller's Vertaucher, \$1.25.

### Greek—

- Homer's Iliad, Book VI, 28c.
- Elementary Greek Prose Composition (Fletcher and Nicholson) \$1.00.
- Liddell and Scott's Greek Lexicon, \$1.60.
- Goodwin's Greek Grammar, \$1.00.
- White's Beginner's Greek Book, \$1.25.
- Demosthenes' Pro Phormione, \$1.60.
- Xenophon Anabasis, Book I, 28c.
- Homer's Odyssey, XIII to XVIII, 80c.

### Geography—

- Public School Geography, 60c.
- High " " 80c.
- Modern " Atlas, 60c.
- Frye's Complete Geography, \$1.50.
- Frye's Primary Geography, 75c.
- Cornell's First Steps, 45c.
- Moir's Map Geography for junior pupils, 20c.
- Gage's Map Geographics, 35c.
- Geography of British Colonies, by Dawson and Sutherland, 70c.

### Geometry—

- McKay's Elements of Euclid, Books I., II., III., 40c.
- Todhunter's Euclid, complete, 60c.
- Todhunter's Euclid, Books I., II., III., 32c.
- Hill's Lessons in Geometry, 70c.
- Public School Euclid and Algebra, 20c.

### Grammars—

- High School, 60c.
- Public School, 20c.

### History—

- Green's Short History of the English People, \$1.20.
- High School History of Greece and Rome, 60c.
- High School History of England and Canada, 52c.
- Public School History of England and Canada, 24c.
- Jeffers' History of Canada, 24c.
- English and Canadian History Notes, 20c.
- New School History of Canada, by W. H. P. Clements, 40c.
- Moir's British History Notes, 12c.
- Croighton's History of Rome, 24c.
- Frye's History of Greece, 24c.
- Tait's Analysis of Green's England, 80c.
- Smith's Smaller History of Rome, 80c.
- Oman's History of Greece, \$1.30.
- Pelham's Outline of Roman History, \$1.20.

### Latin—

- Cæsar—Bellum Britannicum, Notes by Henderson, 40c.
- Cæsar—Bellum Britannicum, Notes by Robertson, 40c.
- Cæsar—Bellum Gallicum, II., III., IV., Notes by Henderson, 60c.
- Cæsar—Bellum Gallicum, II., III., IV., Notes by Robertson, 60c.
- Cæsar—Bellum Gallicum, Books V. and VI., 60c.
- Fletcher and Henderson's Latin Prose Composition, \$1.00.
- Henderson's and Fletcher's First Latin, 80c.
- Primary Latin, Robertson, 80c.
- Cicero in Catilinam, 48c.
- Cicero, Pro Archia, 56c.
- Virgil's Æneid, Book I., Notes by Henderson, 40c.
- Virgil's Æneid, Book I., Notes by Robertson, 40c.
- Virgil's Æneid, Book II., Notes by Henderson, 40c.

- Virgil's Æneid, Book II., Notes by Robertson, 40c.
- Horace Odes, Book III., 28c.
- " " IV., 28c.
- Livy, XXI., 28c.

### Music—

- Canadian Music Course, Part I, 13c.
- Canadian Music Course, Part II, 18c.
- Canadian Music Course, Part III, 20c.
- Public School Music Reader, 35c.
- High School Music Reader, 60c.

### Physics—

- High School Physical Science, Part I, 40c.
- High School Physical Science, Part II, 60c.
- Introduction to Physical Science, 85c.
- Physical Science Note Book, 25c.

### Reading Books—

- Gage's Canadian First Primer, 6c.
- " " Second Primer, 8c.
- " " " Reader, 25c.
- " " " Third " 32c.
- " " " Fourth " 40c.
- " " " Fifth " 48c.
- " " " Sixth " 48c.
- Ontario First Primer, 8c.
- " " Second Primer, 12c.
- " " " Reader, 18c.
- " " " Third " 25c.
- " " " Fourth " 35c.
- Companion to Fourth Reader, 40c.
- High School Reader, 48c.
- Notes to High School Reader, 40c.
- Wells & Sykes' Notes to High School Reader, 25c.

### Hygiene—

- Public School Physiology, 20c.
- Physiology, Health Series, No. 1, 2c.
- Physiology, Health Series, No. 2, 40c.

### Trigonometry—

- Hamblin Smith's Trigonometry, 60c.
- Locke's Trigonometry, 80c.
- Hall and Knight's Elementary, 80c.
- High School Trigonometry, \$1.15.

### Zoology—

- Colton's Practical Zoology, 75c.
- High School Zoology, 60c.

### Mythology—

- Bullfinch's Age of Fable, or Beauties of Mythology, revised, W. H. Klapp, \$1.10.
- Murray's Manual of Mythology, revised, W. H. Klapp, \$1.10.

### Spelling Books—

- High School Word Book, 40c.
- Public School Word Book, 24c.
- Gage's Practical Speller, 24c.

Address all Orders to . . . . .

# THE T. EATON CO. LIMITED

190 Yonge St., Toronto, Ont.



OF COURSE ITS **PEARS!**

**The Great English  
Complexion Soap.**

# HENRY MORGAN & Co.

## COLONIAL HOUSE

Established 1845

MONTREAL

Invite attention to their

## Optical Department

which is under the management of an expert professional Refractionist, who has been eminently successful in the treatment of difficult cases. No expense has been spared in the fitting up of the Testing-room with complete scientific and mechanical apparatus for testing sight, which is FREE of charge to all who visit this department.

### Artificial Eyes

carefully matched and inserted.

### Artificial Aids for Hearing

—these have been very successful, and the latest inventions are kept in stock.

### The Ear Cornet

is almost invisible when inserted, and persons not born deaf are greatly benefited by them. These are kept in stock both in silver and gold.

### Auriphones

(the latest American invention). Dentaphones, Ear Trumpets, and Conversation Tubes.

### Lorgnettes

in GOLD and SILVER, and GILT, richly chased and enamelled. Also real tortoise shell. The latest novelties and designs from Paris, London, and New York.

☞ The LORGNETTE is acknowledged to be the most comfortable and convenient mode of using glasses for church wear, shopping, etc.

☞ Attention is called to a complete stock of Mathematical Instruments for students and others, also to a full collection of Optical Instruments, Opera Glasses, etc.

Catalogues supplied free.

Sight scientifically tested free of charge.

Repairs of every description executed promptly—charges moderate.

Mail orders promptly and carefully attended to.