

**CIHM  
Microfiche  
Series  
(Monographs)**

**ICMH  
Collection de  
microfiches  
(monographies)**



**Canadian Institute for Historical Microreproductions / Institut canadien de microreproductions historiques**

**© 1995**

## Technical and Bibliographic Notes / Notes technique et bibliographiques

The Institute has attempted to obtain the best original copy available for filming. Features of this copy which may be bibliographically unique, which may alter any of the images in the reproduction, or which may significantly change the usual method of filming are checked below.

- Coloured covers / Couverture de couleur
- Covers damaged / Couverture endommagée
- Covers restored and/or laminated / Couverture restaurée et/ou pelliculée
- Cover title missing / Le titre de couverture manque
- Coloured maps / Cartes géographiques en couleur
- Coloured ink (i.e. other than blue or black) / Encre de couleur (i.e. autre que bleue ou noire)
- Coloured plates end/or illustrations / Planches et/ou illustrations en couleur
- Bound with other material / Relié avec d'autres documents
- Only edition available / Seule édition disponible
- Tight binding may cause shadows or distortion along interior margin / La reliure serrée peut causer de l'ombre ou de la distorsion le long de la marge intérieure.
- Blank leaves added during restorations may appear within the text. Whenever possible, these have been omitted from filming / Il se peut que certaines pages blanches ajoutées lors d'une restauration apparaissent dans le texte, mais, lorsque cela était possible, ces pages n'ont pas été filmées.
- Additional comments / Commentaires supplémentaires:

L'Institut a microfilmé le meilleur exemplaire qu'il lui a été possible de se procurer. Les détails de cet exemplaire qui sont peut-être uniques du point de vue bibliographique, qui peuvent modifier une image reproduite, ou qui peuvent exiger une modifications dans la méthode normale de filmage sont indiqués ci-dessous.

- Coloured pages / Pages de couleur
- Pages damaged / Pages endommagées
- Pages restored and/or laminated / Pages restaurées et/ou pelliculées
- Pages discoloured, stained or foxed / Pages décolorées, tachetées ou piquées
- Pages detached / Pages détachées
- Showthrough / Transparence
- Quality of print varies / Qualité inégale de l'impression
- Includes supplementary material / Comprend du matériel supplémentaire
- Pages wholly or partially obscured by errata slips, tissues, etc., have been refilmed to ensure the best possible image / Les pages totalement ou partiellement obscurcies par un feuillet d'errata, une pelure, etc., ont été filmées à nouveau de façon à obtenir la meilleure image possible.
- Opposing pages with varying colouration or discolorations are filmed twice to ensure the best possible image / Les pages s'opposant ayant des colorations variables ou des décolorations sont filmées deux fois afin d'obtenir la meilleur image possible.

This item is filmed at the reduction ratio checked below /  
Ce document est filmé au taux de réduction indiqué ci-dessous.

	10x		14x		18x		22x		26x		30x	
	12x		16x		20x		24x		28x		32x	

The copy filmed here has been reproduced thanks to the generosity of:


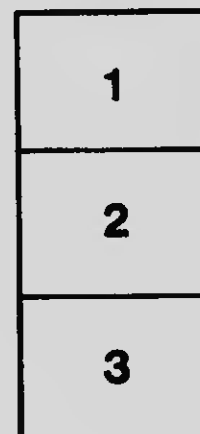

D. B. Weidon Library  
University of Western Ontario

The images appearing here are the best quality possible considering the condition and legibility of the original copy and in keeping with the filming contract specifications.

Original copies in printed paper covers are filmed beginning with the front cover and ending on the last page with a printed or illustrated impression, or the back cover when appropriate. All other original copies are filmed beginning on the first page with a printed or illustrated impression, and ending on the last page with a printed or illustrated impression.

The last recorded frame on each microfiche sheet contain the symbol  $\rightarrow$  (meaning "CONTINUED"), or the symbol  $\nabla$  (meaning "END"), whichever applies.

Maps, plates, charts, etc., may be filmed at different reduction ratios. Those too large to be entirely included in one exposure are filmed beginning in the upper left hand corner, left to right and top to bottom, as many frames as required. The following diagrams illustrate the method:



L'exemplaire filmé fut reproduit grâce à la générosité de:

D. B. Weidon Library  
University of Western Ontario

Les images suivantes ont été reproduites avec le plus grand soin, compte tenu de la condition et de la netteté de l'exemplaire filmé, et en conformité avec les conditions du contrat de filmage.

Les exemplaires originaux dont la couverture en papier est imprimée sont filmés en commençant par le premier plat et en terminant soit par la dernière page qui comporte une empreinte d'impression ou d'illustration, soit par le second plat, selon le cas. Tous les autres exemplaires originaux sont filmés en commençant par la première page qui comporte une empreinte d'impression ou d'illustration et en terminant par la dernière page qui comporte une telle empreinte.

Un des symboles suivants apparaîtra sur la dernière image de chaque microfiche, selon le cas: le symbole  $\rightarrow$  signifie "A SUIVRE", le symbole  $\nabla$  signifie "FIN".

Les cartes, planches, tableaux, etc., peuvent être filmés à des taux de réduction différents. Lorsque le document est trop grand pour être reproduit en un seul cliché, il est filmé à partir de l'angle supérieur gauche, de gauche à droite, et de haut en bas, en prenant le nombre d'images nécessaire. Les diagrammes suivants illustrent la méthode.

# MICROCOPY RESOLUTION TEST CHART

(ANSI and ISO TEST CHART No. 2)



4.5

5.0

5.6

6.3

7.1

8.0

9.0

10

11.2

12.5

14.3

16

18

20

22.5

25

28

32

36

40


45

50



**APPLIED IMAGE Inc**

1653 East Main Street  
Rochester, New York 14609 USA  
(716) 482 - 0300 - Phone  
(716) 288 - 5989 - Fax



# Political Pointers No. 4

OTTAWA, NOV. 15th, 1903

---

## A BIRDS-EYE VIEW OF CANADA'S PROGRESS



## DO NOT FORGET.

**I**N these days of plenty and prosperity the people should not forget the causes that have had so much to do with the promotion and maintenance of good times, and should not forget their duty to themselves in seeing that nothing is done to interfere with a political party that in a brief administration has made the Dominion of Canada the leader of every other nation on earth in the matter of the percentage of increase in its trade.

The people of Canada are respectfully asked not to forget that percentage of taxation has been reduced thirteen per cent. by the Liberal Government.

**DO NOT FORGET** that despite this reduction in taxation the national debt has remained practically stationary.

**DO NOT FORGET** that from 1896 to 1903, under the Liberal Government, the trade of Canada has increased from \$239,025,360 to \$467,064,685.

**DO NOT FORGET** that in the eighteen years of Conservative rule this trade increased only \$66,000,000, and that in the seven years of Liberal rule it increased \$228,000,000.

**DO NOT FORGET** that the exports of Canada increased during the Conservative regime of eighteen years by only forty-two million dollars, and that they increased during the Liberal regime of seven years by one hundred and four million dollars.

**DO NOT FORGET** that the circulation of bank and Dominion notes increased during the eighteen years of Conservative rule by less than \$21,000,000, and increased in the seven years of Liberal rule by over \$47,000,000.

**DO NOT FORGET** that the country has been so prosperous under the Liberals that the assets of banks increased in the seven years of Liberal rule by \$325,862,666, and increased during the eighteen years of Conservative rule by only \$140,649,622.

**DO NOT FORGET** that the Liberal Government found a deficit of \$781,142 in the Post Office Department, and have turned this deficit into a surplus of \$292,702, while at the same time reducing the domestic postage rate from three cents to two cents, inaugurating penny postage to Britain, and increasing the number of post offices and the pay of country postmasters.

**DO NOT FORGET** that the Preferential tariff treatment given by the Liberal Government to Britain has been the means of causing an agitation in Britain for granting Canada and the other colonies preferential treatment in the British market.



4

**DO NOT FORGET** that the manufacturers of Canada are so busy that they cannot supply the demands made upon them, and that their agitation for a higher tariff which the Conservatives endorse has but one object, viz. to permit them to charge the consumer higher prices.

**DO NOT FORGET** that in 1896, the last year of Conservative administration, the total immigration was only 16,835, and that in the fiscal year 1902-3, under the Liberals the immigration was 128,364.

**DO NOT FORGET** that in 1896, the last year of the Conservative, the homestead entries in the West were only 1,888, and that in 1902-03, under the Liberals, they were 31,383.

**DO NOT FORGET** that in 1896, farm lands in the West were selling at from \$1.00 to \$2.00 per acre; and that now they are selling at from \$6.00 to \$20.00 per acre.

**DO NOT FORGET** that the Conservatives tied up the West with the C. P. R., and forced the settlers to farm on shares with that railway corporation; that the Liberal Government has been providing relief for the farmer by subsidizing other railways, which, however, get no land grants and no exemption from taxation, and which have to submit to Government control of their freight rates; and that the relief afforded the farmer is equivalent to more than enough to pay for the binding and threshing of his crops.

**DO NOT FORGET** that the Liberal Government has entered test cases in the courts to get an early decision as to when the C. P. R. tax exemption ends; and as to when the Government shall have control of C. P. R. freight rates.

**DO NOT FORGET** that the Liberal Government is bringing into the West a powerful competing railway, the Grand Trunk, which will force down railway rates. It is under Government control. This railway was bitterly opposed by the Conservatives.

**DO NOT FORGET** that the railway proposition of the leader of the Conservatives, Mr. Borden, was to buy up the most expensive and unproductive parts of the C. P. R.; that this scheme would open up no new country for colonization; would not increase the country's transportation facilities at all; but would simply mean the paying of millions of the people's money to the C. P. R. for the privilege of taking an unproductive portion of its railway line off its hands.

**DO NOT FORGET** that the Liberal railway policy opens up vast areas of new country, agricultural, mineral and forest lands; that it greatly increases the transportation facilities of the country; and that the money expended upon it will go into the pockets of the people, provide work for new settlers, and add to the general prosperity.

**DO NOT FORGET** the grain legislation passed by the Liberal Government to rescue the settlers of the West from the monopoly fastened upon them by the Conservatives.

**DO NOT FORGET** that the grant to the Government of the North-west Territories is over a million dollars a year; that the Dominion is constructing bridges and other public works in the West.

**DO NOT FORGET** that the land laws have been amended and administered by the Liberals in order that the settler may be helped in every way possible.

**DO NOT FORGET** that the Conservatives had two rebellions in the North-west on account of their bad administration of Western affairs.

**DO NOT FORGET** that the Government took effective steps to establish the dairy business in the West.

**DO NOT FORGET** that the land in the West has been kept for the settler, and a stop put to the Conservative policy of giving it away to railways and other corporations.

**DO NOT FORGET** that the Government has passed legislation to establish a Railway Commission which will control railway rates and prevent discrimination.

**DO NOT FORGET** that the Government has appointed an inspector of binder twine to protect the farmer against short and inferior twine.

**DO NOT FORGET** that the Government secured the abolition of the cattle quarantine maintained by the United States, and that during the four and a half years the quarantine was in operation, Canadians exported to the United States only \$52,606 worth of cattle, while in the four and a half years succeeding the abolition, the sales totalled \$5,329,516.

**DO NOT FORGET** that the Liberal Government has spared no effort to promote the interests of the farmer.

**DO NOT FORGET** the lean years of the Conservative regime, and the years of plenty and prosperity under the Liberals.

**DO NOT FORGET** to vote for a continuance of the fat years by marking your ballot for a supporter of the Liberal Government.

### PROSPERITY PICTURED BEFORE THE EYE.

Diagrams which Show in Proportion as well as in Figures Canada's Progress under Liberal Rule.

Below are given a number of diagrams which illustrate much more effectively than the bare figures could, the remarkable results in Canada's business development that have coincided with Liberal administration. When figures are hurriedly read or spoken, the relative proportions between comparative statements are often not clearly grasped. But in the diagrams below, the relative proportions are made perfectly clear. The diagrams illustrate so strikingly the marvelous progress Canada is making that they cannot fail to prove eminently satisfactory, not only to those who support the Liberal administration, but to every loyal Canadian who is anxious to see his native land rapidly advance to the important position she is destined to occupy in the affairs of the world.

PERCENTAGE OF TAXATION


YEAR	1%	2	3	4	5	6	7	8	9	10	11	12	13	14	15	16	17	18	19%
1896	PERCENTAGE OF TAXATION UNDER CONSERVATIVES																		
1903	PERCENTAGE OF TAXATION UNDER LIBERALS																		

PERCENTAGE OF TAXATION.

Average rate of customs taxation in 1896,  
 LAST YEAR OF CONSERVATIVES - - - - 18.28

Average rate of customs taxation in 1903,  
 UNDER LIBERALS - - - - - 15.80

This means that the LIBERAL REDUCTION of the  
 CONSERVATIVE TARIFF rates is equivalent  
 to - - - - - 18 PER CENT.



## NATIONAL DEBT

1896	-	-	-	-	\$258,497,432
1878	-	-	-	-	140,362,669
Increase in 18 years under CONSERVATIVES					<u>\$118,135,363</u>

Equivalent to an average increase of about six and a half millions per annum.

1903	-	-	-	-	\$261,609,720
1896	-	-	-	-	258,497,432
Increase in 7 years under LIBERALS					<u>\$3,112,288</u>

Equivalent to an average annual increase of less than half a million dollars.


## TOTAL FOREIGN TRADE OF CANADA.

<b>Last 7 Years of Conservatives.</b>	<b>Seven Years Under Liberals.</b>
1890..... \$218,607,390	1897..... \$257,168,862
1891..... 218,384,934	1898..... 304,475,736
1892..... 241,369,443	1899..... 321,661,213
1893..... 247,638,620	1900..... 381,517,236
1894..... 240,999,889	1901..... 386,903,157
1895..... 224,420,485	1902..... 423,910,444
1896..... 239,025,360	1903..... 467,064,685

(See opposite page)

# Total Foreign Trade of Canada.

MILLIONS OF DOLLARS



(See previous page)

ADA.

Liberals.

- \$257,168,862
- 304,475,736
- 321,661,213
- 381,517,236
- 386,903,157
- 423,910,444
- 467,064,685

opposite page

## TOTAL EXPORTS OF CANADA.

### Last 7 Years of Conservatives.

1890.....	\$ 96,749,149
1891.....	98,417,296
1892.....	113,963,375
1893.....	118,564,352
1894.....	117,524,949
1895.....	113,638,803
1896.....	121,013,852

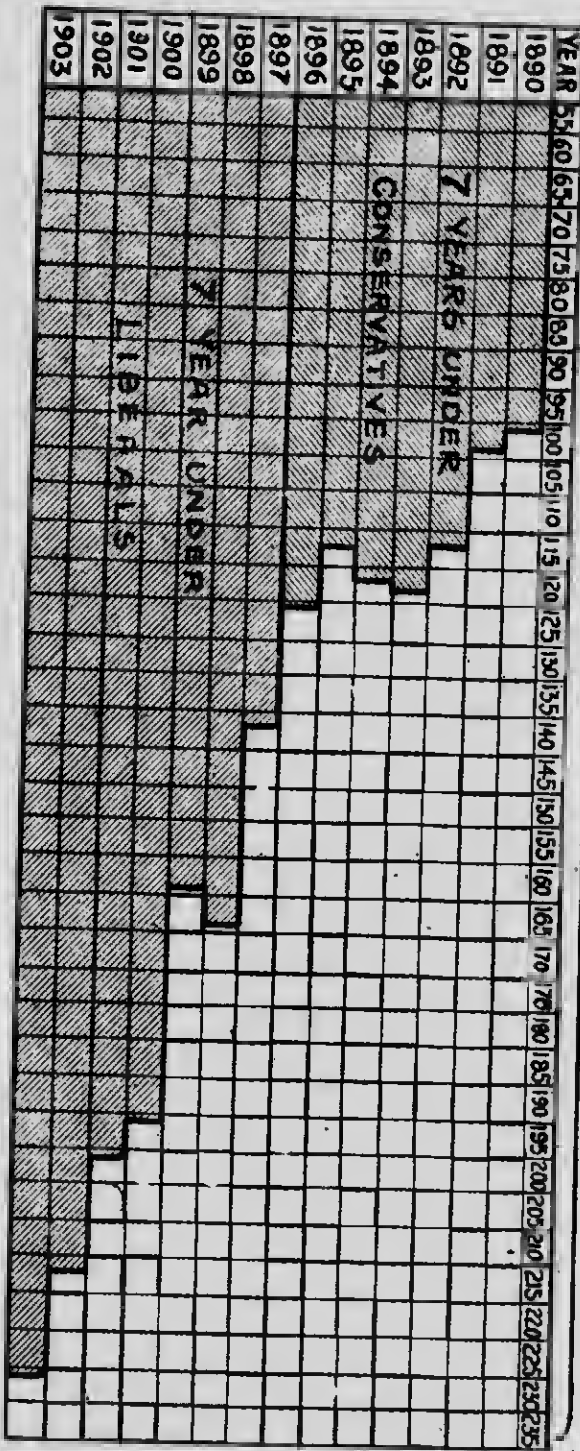
### Seven Years of Liberals.

1897.....	\$137,950,253
1898.....	164,152,683
1899.....	158,896,905
1900.....	191,894,723
1901.....	196,487,632
1902.....	211,640,286
1903.....	225,849,724

(See opposite page.)

# Total Exports of Canada.

MILLIONS OF DOLLARS



(See previous page.)

erals.  
 137,950,253  
 164,152,683  
 158,896,905  
 191,894,723  
 196,487,632  
 221,640,286  
 225,849,724

(See opposite page.)



## TOTAL EXPORTS OF FARM PRODUCTS

(Includes agricultural produce and animals and their produce.)

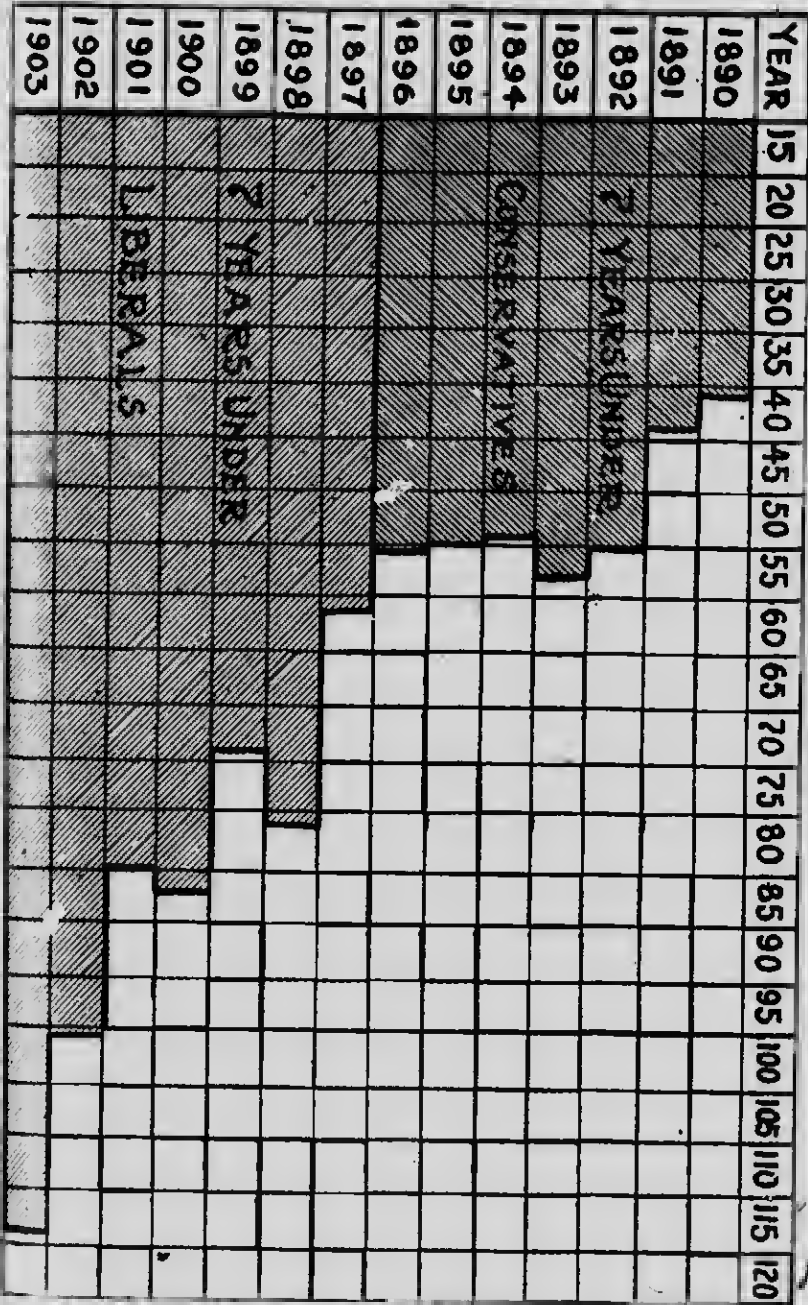
Last 7 Years of Conservatives.      Seven Years Under Liberals.

1890.....	\$37,015,025	1897.....	\$ 57,227,898
1891.....	39,634,599	1898.....	77,354,755
1892.....	50,708,134	1899.....	69,696,045
1893.....	53,785,989	1900.....	83,665,416
1894.....	49,559,622	1901.....	80,276,797
1895.....	50,106,898	1902.....	96,313,897
1896.....	50,591,002	1903.....	114,441,863

(See opposite page).

# Total Exports of Farm Products.

MILLIONS OF DOLLARS



UCTS

Liberals.

- 57,227,898
- 77,354,755
- 69,696,045
- 83,665,416
- 80,276,797
- 96,313,897
- 114,441,863

posite page).

## EXPORTS OF AGRICULTURAL PRODUCTS

(The Produce of Canada.)

**Last 7 Years of Conservatives.**

**Seven Years of Liberals.**


1890.....	\$11,908,030
1891.....	13,666,858
1892.....	22,113,284
1893.....	22,049,490
1894.....	21,677,649
1895.....	15,719,128
1896.....	14,083,361

1897.....	\$17,982,646
1898.....	33,063,285
1899.....	22,952,915
1900.....	27,516,609
1901.....	24,781,486
1902.....	37,152,688
1903.....	44,624,321

(See opposite page)

# Exports of Agricultural Products.

MILLIONS OF DOLLARS



(See previous page).

CTS

Liberals.

- .. \$17,982,646
- .. 33,063,285
- .. 22,952,915
- .. 27,516,609
- .. 24,781,486
- .. 37,152,688
- .. 44,624,321

opposite page.)

## EXPORT OF MANUFACTURES.

### Last 7 Years of Conservatives.

1890.....	\$5,741,184
1891.....	6,296,249
1892.....	7,040,988
1893.....	7,693,959
1894.....	7,692,755
1895.....	7,768,875
1896.....	9,365,384


### Seven Years of Liberals.

1897.....	\$ 9,522,014
1898.....	10,678,316
1899.....	11,706,707
1900.....	14,224,287
1901.....	16,012,208
1902.....	18,462,970
1903.....	20,624,967

(See opposite page)

# Exports of Manufactures.

MILLIONS OF DOLLARS



liberals.

- \$ 9,522,014
- 10,678,316
- 11,706,707
- 14,224,287
- 16,012,208
- 18,462,970
- 20,624,967

(opposite page)

## GROWTH OF TRADE.

Relative percentage thereof of a number of the leading countries of the world during a period of seven years :—

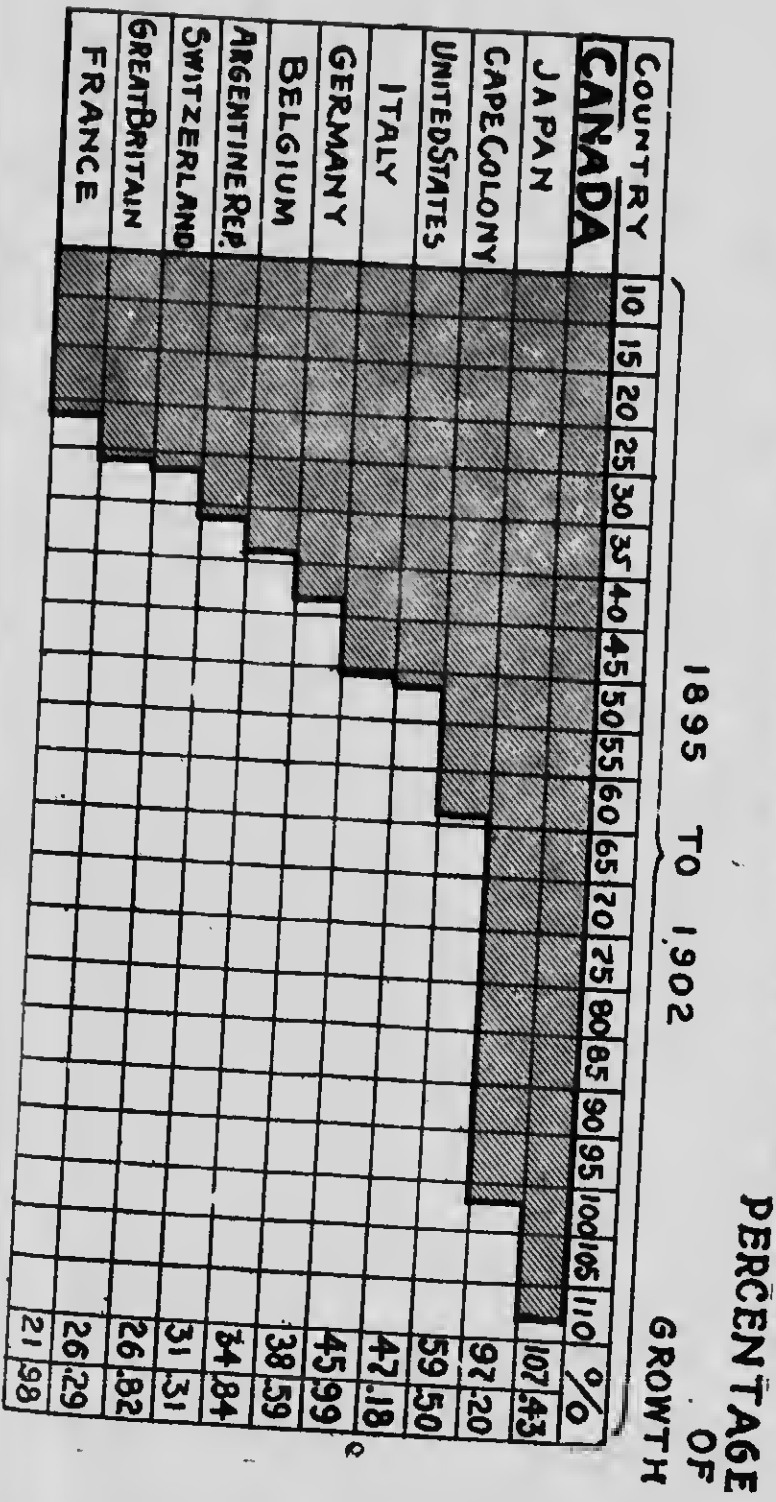
Country.	1895.	1902.	Increase.	Percentage of Growth.
Canada .....	\$ 211,739,913	\$ 439,212,202	\$227,472,289	107.43 per cent.
Japan .....	133,084,033	262,443,241	129,359,208	97.20
Cape Colony .....	146,281,249	233,312,649	87,031,400	59.50
United States (a).....	1,642,925,161	2,417,983,175	775,058,014	47.18
Italy .....	439,444,191	626,893,133	197,448,942	45.99
Germany .....	1,776,379,422	2,453,491,000	683,111,578	38.59
Belgium .....	591,708,471	797,746,000	206,037,529	34.84
Argentine Republic .....	207,633,480	272,637,574	65,004,094	31.31
Switzerland .....	304,788,030	386,543,454	81,755,424	26.82
Great Britain .....	3,128,380,466	3,950,834,168	822,453,702	26.29
France .....	1,369,684,100	1,669,960,000	300,275,900	21.98

Note.—Imports for consumption and exports of domestic produce unless otherwise stated.  
(a) Includes total imports not "imports for consumption only."

(See opposite page).

# Growth of Trade.

A Comparison of the Percentage of Growth shown by Canada and Other Countries.



Note.—Imports for consumption and exports for consumption only. Includes total imports not imports for consumption only. (a)

(See opposite page)



MILLIONS OF DOLLARS

YEAR	5	10	15	20	25	30	35	40	45	50	55	60	65	70	75	80	
1878 to 1896	INCREASE DURING 18 YEARS UNDER CONSERVATIVES																
1896 to 1903	INCREASE DURING 7 YEARS UNDER LIBERALS																

## CIRCULATION OF DOMINION AND BANK NOTES.

1896 - - - - - \$50,709,059  
 1878 - - - - - 29,811,843

Increase in 18 years under CONSERVATIVES \$20,897,216

1903 - - - - - \$97,872,040  
 1896 - - - - - 50,709,059

Increase in 7 years under LIBERALS - \$47,162,981

75	80

MILLIONS OF DOLLARS

YEAR	10	20	30	40	50	60	70	80	90	100	110	120	130	140	150	160	170	180	190	
1878 to 1896																				
1896 to 1903																				
	INCREASE DURING 7 YEARS LIBERALS																			

AND

50,709,059

29,811,843

---

20,897,216

97,872,049

50,709,059

---

47,162,984

### BANK DISCOUNTS.

1896	-	-	-	-	-	-	-	-	-	-	-	-	-	-	-	-	-	-	-	-	\$224,507,301
1878	-	-	-	-	-	-	-	-	-	-	-	-	-	-	-	-	-	-	-	-	122,913,778
Increase in 18 years under CONSERVATIVES																					\$101,593,523
1903,	-	-	-	-	-	-	-	-	-	-	-	-	-	-	-	-	-	-	-	-	\$406,184,733
1896,	-	-	-	-	-	-	-	-	-	-	-	-	-	-	-	-	-	-	-	-	224,507,301
Increase in 7 years under LIBERALS																					\$181,677,432

MILLIONS OF DOLLARS

YEAR	10	20	30	40	50	60	70	80	90	100	110	120	130	140	150	160	170	180	190	200	210	220
1876 to 1896	[Shaded area]																					
1896 to 1903	[Shaded area]																					

**BANK DEPOSITS MADE BY THE PEOPLE IN CHARTERED BANKS AND SAVINGS BANKS.**

1896 - - - - - \$245,029,143  
 1878 - - - - - 79,197,512

Increase in 18 years under **CONSERVATIVES** \$165,831,631

1903, - - - - - \$460,950,579  
 1896, - - - - - 245,029,143

Increase in 7 years under **LIBERALS** - \$215,921,436

200	210	220

MILLIONS OF DOLLARS

YEAR	0	20	30	40	50	60	70	80	90	100	110	120	130	140	150	160	170	180	190	200	210	220	230	240	250	260	270	280	290	300	310	320	330	
1878																																		
1896																																		
1903																																		

ED BANKS

5,029,143
9,197,512
<hr/>
5,831,631
0,950,579
5,029,143
<hr/>
5,921,436

ASSETS OF BANKS.

1896	-	-	-	-	\$316,122,708
1878	-	-	-	-	175,478,084
Increase in 18 years under CONSERVATIVES					<hr/>
					\$140,644,622
1903,	-	-	-	-	\$641,985,972
1896,	-	-	-	-	316,122,706
Increase in 7 years under LIBERALS					<hr/>
					\$325,862,866

MILLIONS OF TONS CARRIED

YEARS	1	2	3	4	5	6	7	8	9	10	11	12	13	14	15	16	17	18	19	20	21	22	23						
1878 to 1896																													
1896 to 1903																													

TONNAGE CARRIED BY RAILWAYS.

1896	-	-	-	-	-	-	-	-	-	-	-	-	-	-	-	-	-	-	-	-	-	-	-	24,266,825 TONS	
1878	-	-	-	-	-	-	-	-	-	-	-	-	-	-	-	-	-	-	-	-	-	-	-	7,883,472 "	
Increase during 18 years under																									
CONSERVATIVES																								-	16,383,353 TONS
1903,	-	-	-	-	-	-	-	-	-	-	-	-	-	-	-	-	-	-	-	-	-	-	-	47,373,417 TONS	
1896,	-	-	-	-	-	-	-	-	-	-	-	-	-	-	-	-	-	-	-	-	-	-	-	24,266,825 "	
Increase in 7 years under LIBERALS																								23,106,592 TONS	

## MILLIONS OF LETTERS

YEARS	10	20	30	40	50	60	70	80	90	100	110	120	
1878 to 1896	INCREASE IN 18 YEARS CONSERVATIVES												
1896 to 1903	INCREASE IN 7 YEARS LIBERALS												

## LETTERS POSTED IN CANADA.

1878 - - 44,000,000  
 1896 - - 116,028,000

Increase in 18 years under CONSERVATIVES  
72,000,000

1896, - - 116,028,000  
 1903, - - 284,991,000

Increase in 7 years under LIBERALS  
118,963,000

## IMMIGRATION.


Last 5 Years Under Conservatives.		Last 5 Years Under Liberals.	
1892.....	27,898	1899.....	44,543
1893.....	29,632	1900.....	42,493
1894.....	20,829	1901.....	56,076
1895.....	18,790	1902.....	84,035
1896.....	16,835	1903.....	128,980
	Total.....		Total.....
	113,984		356,127

NOTE.—The comparison of immigration figures is made for periods of five years because no fair comparison can be made in regard to figures of years previous to 1892. Previous to the Census of 1891, the Conservative immigration figures were grossly padded and unreliable. This was brought out in evidence before the Committee of Agriculture and Colonization of the House of Commons at the last session. The Census of 1891 also showed up these figures so badly that the Conservative Government itself adopted a new method of tabulation, beginning with 1892.

The figures in the above tables are for calendar years. The figures issued since 1900 are for fiscal years, and this fact will explain any apparent discrepancy between the above figures and those ordinarily published in blue books. All the immigration figures published by the Conservatives were for calendar years, and it is now impossible to get at them for fiscal years. Therefore, to make the above comparison fair it was necessary all should be calendar years. Accordingly, the monthly returns since 1900 were added together to get at the figures for the calendar years.

(See opposite page)

# Immigration.



Under

..... 44,543

..... 42,493

..... 56,076

..... 84,035

..... 128,980

..... 356,127

for periods  
 ard to figures  
 the Conserva-  
 . This was  
 and Coloniza-  
 census of 1891  
 Government  
 192.

The figures  
 any apparent  
 published in  
 Conservatives  
 them for fiscal  
 necessary all  
 ns since 1900  
 ara.

(See previous page.)

opposite page.




## HOMESTEAD ENTRIES.

1889-90.....	3,165	1896-97.....	2,115
1890-91.....	2,676	1897-98.....	3,515
1891-92.....	4,571	1898-99.....	5,915
1892-93.....	4,731	1899-1900.....	7,415
1893-94.....	3,568	1900-01.....	8,115
1894-95.....	3,030	1901-02.....	14,615
1895-96.....	1,888	1902-03.....	31,315
<b>Total.....</b>	<b>23,029</b>	<b>Total.....</b>	<b>73,115</b>

(See opposite


# Homestead Entries.



(See previous page.)

..... 2,155  
 ..... 3,514  
 ..... 5,912  
 ..... 7,426  
 ..... 8,162  
 ..... 14,633  
 ..... 31,383  
 ..... 73,185

See opposite 250



## LAND SALES

Figures of land sales made by the Hudson Bay Company and Railway holding land grants. The figures for 1892 are the earliest available, hence the four-year comparison.

### UNDER CONSERVATIVES

	VALUE.
1892-1896 - - -	\$1,144,530

### UNDER LIBERALS

	VALUE.
1899-1903 - - -	\$26,632,130



25)

and Railways  
available, hence

30

30

