


**PAGES**

**MISSING**

516/K/22/6  
DASO C. P. 26.



D. 39




D. 40



D. 41



D. 42



D. 43



D 44.

D 45.

LADIES! see that you get

KERR'S N. M. T.

SPOOL COTTON

It is THE BEST for Machine or Hand Sewing

For Sale by all leading Dry Goods Merchants

## THE DELINEATOR FOR JUNE.

### CONTENTS.

HOUSE FURNISHING AND DECORATION. . . . .	634	"DE BIG SINGIN' AT SHADY GROVE." (Story.)	
SOME STYLISH SUMMER CAPES. . . . .	636	Jessie Beene Winston.	720
SUN BONNETS AND SUN HATS. . . . .	637	FOR THE CHILDREN. . . . .	722
DRESS FOR OUTDOOR SPORTS. . . . .	639-641	SOCIAL OBSERVANCES. Mrs. Cadwalader Jones.	723
STYLES FOR LADIES. (Illustrations and Descriptions.)	643-676	LACE-MAKING. (Illustrated.) . . . . .	724
STYLES FOR MISSES AND GIRLS. . . . .	677-689	KNITTING. (Illustrated.) . . . . .	725
STYLES FOR LITTLE FOLKS. . . . .	690-694	CHILDREN AND THEIR WAYS. No. 6.	
STYLES FOR BOYS. (Illustrations and Descriptions.)	694-696	Memory. Mrs. Alice Meynell.	726
THE WORK-TABLE. . . . .	697	CROCHETING. (Illustrated.) . . . . .	728
DRESSMAKING AT HOME. . . . .	698	THE COMMON ILLS OF LIFE. No. 6. The Liver and	
MILLINERY. . . . .	700	Biliousness. Grace Peckham Murray, M. D.	730
SUMMER DRESS GOODS. . . . .	706	GIRLS' INTERESTS AND OCCUPATIONS.	
FASHIONABLE GARNITURES. . . . .	707	Lafayette McLaws.	732
FANCY STITCHES AND EMBROIDERY.—		TATTING. (Illustrated.) . . . . .	733
Ribbon Work. Emma Haywood.	708	THE TEA-TABLE. Edna Witherspoon.	734
SOME COLLEGE STORIES. No. 2.		THE SERVING OF DATES AND FIGS. . . . .	735
Wellesley. Katharine Reed.	710	CLOSING THE HOUSE FOR THE SUMMER. Blair.	736
WOMAN AS A TRAVELLER. Edith M. Thomas.	714	AMONG THE NEWEST BOOKS. . . . .	737



A rug is spread over the polished floor, and a cherry chair with an embossed leather cobbler's seat stands invitingly near one window.


In the second illustration is shown a corner of a sitting-room. A cherry desk, an upholstered chair and a marble stand supporting a vase of flowers comprise the furniture. A long French window with an arched grille transom is hung with a long flowered silk curtain, edged with silk fringe and artistically draped at the top. Such a curtain is usually chosen with reference to the colors in the wall-paper. A large rug lies on the floor. Other furniture, such as rockers and an Indian stool, could be introduced. Fashionable wall-paper for a living-room is in Marie Antoinette style—that is, striped and decorated with garlands of flowers in natural tints.

Sultry Summer days suggest airy, light draperies and colors. A charming retreat from the noonday sun may be devised with a little thought and ingenuity, using the illustration below as a guide. Instead of choosing dark woodwork and furniture, let it be of bird's-eye maple, polished oak or even white enamel. A delightfully restful and artistic color scheme may be carried out in green in a soft olive shade and gold, with a touch of rose-pink here and there. The walls are hung with cartridge paper in olive-green, with a deep frieze that is almost white figured in pink and green. The woodwork and floor are hard-finished; the latter is highly polished and is partly covered with a rug carrying out the chosen colors. From the prettily arched grille in the window is hung a draped curtain of silk having a cream ground, with clusters of pink roses and their foliage profusely scattered upon it. The fringe edging the curtain is green, as is also the cord which holds up the loop. The desk, chair and table are of maple. A screen, upholstered in silk to correspond with that used for the drapery, stands near by, and a jardiniere holding a palm is a desirable addition.

## Artistic House Furnishing and Decoration.

Uncommonly pleasing results may be accomplished in the architecture of a room by the introduction of fittings which any carpenter can supply. Unsightly corners may be filled by these additions, which will at once contribute to the ornamental effect and practical purpose of a room. Preferably the work is stained or enamelled to match the finishing of the room, though there is no reason why in an apartment finished in dark wood the fittings should not be enamelled in white, especially in a bedroom or boudoir.

A fitting is shown in the first engraving built in the corner of a boudoir. In this arrangement one portion serves as a wash-stand and supports a pitcher and basin. The sides are laid with glazed tiles below a mirror. Above the mirror are a curtained shelf and a small cabinet. A palm droops over the cornice. Below the wash-stand a curtain, which may be of plain China silk or Liberty print, may conceal a receptacle for shoes or other articles of the kind. At one side of the wash-stand is a window with a deep sill; the lower sash is hung with a dotted Swiss curtain, and a valance hangs at the top of the window frame, the same rod supporting a long curtain of blue denim. At the other side is another window, the upper sash of which is of stained glass, the lower one being curtained like its neighbor. An arched grille is fixed in the window frame, with very effective results. A settle is built below the window and upholstered with Liberty print, a deep valance falling below. Several cushions are scattered over the couch.



## “Thy glass will show thee how thy beauties wear.”

WHEN Shakespeare penned these words he had knowledge that the love of beauty was, and would continue to be, universal. He knew, too, that the average woman is influenced by the reflection her mirror gives back to her, and in proportion as it pleases her it (unconsciously to herself perhaps) affects her demeanor.

On gazing into the mirror the first point that strikes you is the complexion or color of the skin. Let there be a blotch or pimple, however minute, and it will at once attract your attention and render you uncomfortable by the consciousness of its presence, even though it is unattended with inflammation, irritation, or any other unpleasant feeling.

If you so quickly detect blemishes upon the face, think how the searching eyes of your friends find them out, and should their tongues be inclined toward uncharitableness you will, perhaps, before you are aware of it, find what really is a trifling matter magnified into a “skin disease.”

How often you hear such remarks as, “I used to think her good looking, but her complexion is getting so muddy that she looks plain and old”; or, “Her features are not beautiful, but she has such a perfect complexion that you couldn’t help noticing her”; or again, “She’d be a beauty if she only had a better skin.”

DR. A. W. CHASE, one of the foremost medical practitioners of America in his day, has given to the world the means whereby everybody who will may have a clear, healthy, attractive complexion. He spent years of his life carefully studying the skin under every possible condition, and by practical experiment found out the effect of every known substance upon it, producing, as a result, an Ointment that has become known the world over as **Dr. Chase’s Ointment**. This Ointment is composed of ingredients that feed and nourish the tissues of the skin, and are particularly soothing and healing in their effects. By promoting healthy action of the skin it eradicates disease and beautifies the complexion. It has cured thousands of obstinate cases of **Salt Rheum, Eczema, Hives, and Scrofula**, that had refused to yield to internal medicines, leaving the skin in every case healthy, smooth and clear.

There’s nothing to equal it for **PIMPLES, BLOTCHES, and BLACK-HEADS**. Dr. Chase’s Ointment can and will cure if you’ll give it a chance.

Price, 60c. a box, post free.

Edmanson, Bates & Co., - - Toronto

\* AND \*

**Dr. A. W. Chase Medicine Co., Buffalo, N.Y.**



9859



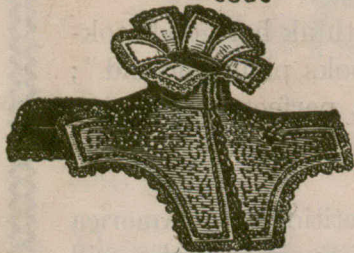
9662



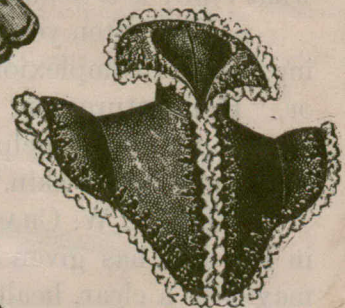
9806



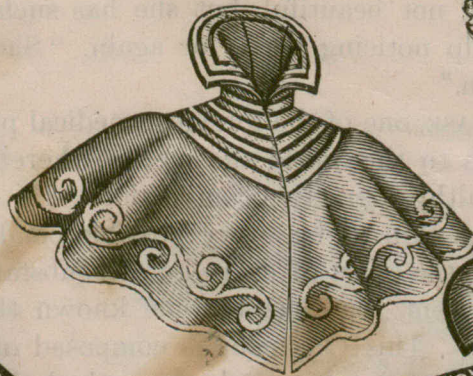
9852



9829



9738



9759



9311



8814




8980

Some  
Stylish  
Summer  
Capes.

(For Descriptions see Pages 674 and 675.)



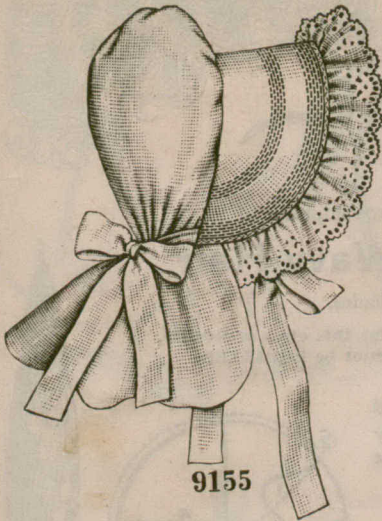
7617



8413




8443



9155



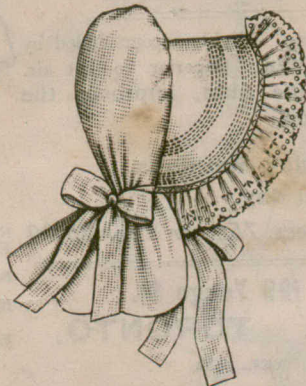
6194



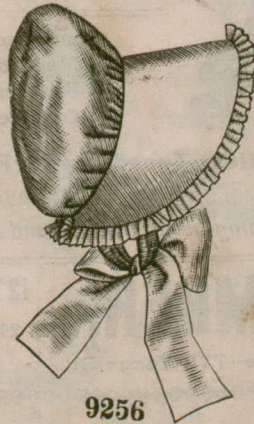
4491




7618



9156




9256



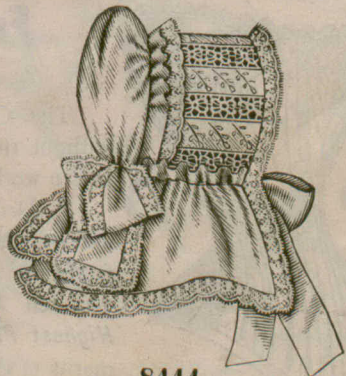
4492



9153



2095



8444

**SUN BONNETS  
AND  
SUN HATS.**  
(For Descriptions see Page 676.)



NEARLY EVERY LADY WEARS A *\*\*\**  
**Bang, Wave, Switch or Wig.**

We send thousands of Hair Goods Styles by Mail.



**Switches, all Cut Hair, Short Stem, \$1.00, \$2.00, \$3.00, \$4.00, \$5.00, \$6.00, \$8.00, \$10.00 and up.**

**Natural Wavy, \$2.50, \$3.50, \$5.00, \$6.00, \$8.00, \$10.00, \$12.00, \$15.00 and up.**

**Waves, \$2.50, \$3.50, \$5.00, \$6.00, \$10.00 and \$12.00.**

**Ladies' Half Wigs** can be worn high or low, as natural as life, \$12.00, \$14.00, \$16.00, \$18.00, \$20.00 and up, according to grade of work.

**Full Wigs, \$16.00, \$18.00, \$20.00, \$25.00, \$30.00 and up.**

**Short Curly Wigs, \$10.00, \$12.00, \$14.00, \$16.00, \$18.00 and \$20.00.**

**Nothing but the Finest Cut Hair used.**



We have just imported a large shipment of

**Natural Wavy Hair**

of the finest texture and shades.

We are headquarters for this class of **GOODS**, and our prices cannot be **EQUALLED**.

Reliable **HAIR DYES** and **COLORINES**, in twenty different shades. *\*\*\**

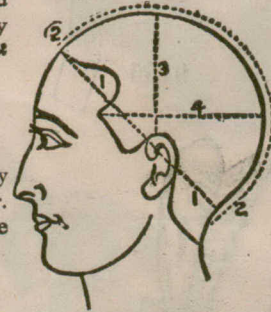


**Turkish and Vapor Baths**

in connection. Highly recommended by **Medical Men**. Superior to hot air. Purifies the **Skin**, improves the **Complexion**.

Ladies—Tuesday and Friday mornings, and Thursday all day.

Baths, including head Shampoo and Dress, 75c., or 8 for \$5.00



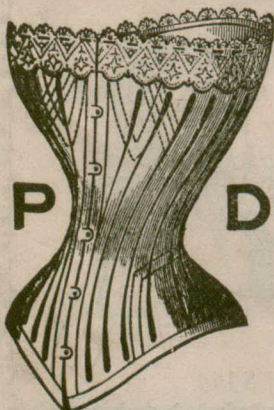
Measurement of Wigs.

- No. 1—Circumference of the Head.
- No. 2—From the Forehead to the Neck.
- No. 3—From Ear to Ear over Top of Head.
- No. 4—From Temple Round the Back.

For Scalpettes or Toupees, send cut of Paper Pattern of Bald Spot.

**W. T. PEMBER,** 127, 129 Yonge St. TEL. 2275. TORONTO.

Branch Store—778 Yonge St. TEL. 3553.



**French P. D. Corsets.**

The Celebrated P. D. Corsets are absolutely without rivals, and occupy the **FIRST POSITION** in the world's Corset trade.

P. D. Corsets are tailor cut and hand finished, and only the very Best Materials are used in manufacturing these nonpareil goods. They have been awarded **10 Gold Medals** and received again the **Highest Prizes** in Brussels, 1897, which shows the merits of these Corsets. To be obtained at all leading Dry Goods Stores from **\$1.00 to \$30** per pair.

**MOTHERS!**

DON'T FAIL TO PROCURE

**MRS. WINSLOW'S Soothing Syrup**

For Your Children While Cutting Teeth.

It Soothes the Child, Softens the Gums, Allays all Pain, Cures Wind Colic, and is the Best Remedy for Diarrhoea.

**TWENTY-FIVE CENTS A BOTTLE.**



Fashions for Cycling

(Described on Pages 716 to 719.)



**FASHIONS  
FOR GOLFING**

(Described on Pages 716 to 719.)



13

14

15

FASHIONS  
FOR  
OUTDOOR  
WEAR  
(Described on Pages 716  
to 719.)



16

17

18

Canada's Leading Hair Goods House.

# The DORENWEND CO. Limited

Designers and Manufacturers  
of the Highest Grade of

## Art Hair Goods

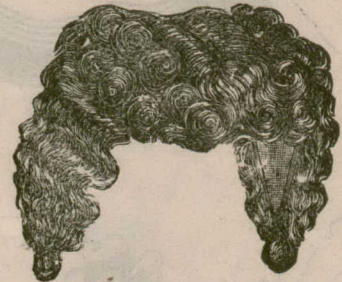
Ladies' Bang and Wavy Fronts  
Switches, Wigs, Etc.,

In every conceivable style to suit  
every fancy of fashion . . . . .

OUR VENTILATED  
OPEN WIG.



OUR BELLENA BANG.




Doing the largest business  
in Canada, and having the  
very best facilities for manu-  
facturing, we can produce  
goods of the highest quality  
at lowest possible prices. For  
instance, we can give you

The Pompadour Bang. \$3.50, 4.00, 5.00, 6.00, 7.00, 8.00 and up.  
The Bellena Bang, \$3.00, 5.00, 6.50, 8.00 and up.

The Fluffy Bang. \$1.50, 2.00, 3.00, 4.00, 5.00 and up.  
Wavy Fronts with long back hair, \$2.50, 3.00, 4.00, 6.00 7.00, 8.00, 9.00, 10.00 and up.  
Open ventilated half and full wigs, with wavy or curly fronts, \$15, 20, 25, 30 and up.  
Wavy Switches at \$2.50, 3.00, 4.00, 5.00, 6.00, 7.00, 8.00, 10.00 and up.  
Straight Switches at \$1.00, 1.50, 4.00, 6.00, 7.00, 8.00 and up.  
Gent's Wigs and Toupees, light, durable and strong, at \$10, 15, 20, 25, 30 and up.

OUR WAVY AND STRAIGHT  
HAISED SWITCHES.



~~~~~  
We guarantee all goods, and if not  
to your liking we alter or exchange  
them to suit your taste. ~~~~~



~~~~~  
When writing mention Delineator and send sample of hair  
and enclose amount.

# The DORENWEND CO. Limited

ESTABLISHED  
1868

'Phone 1551

103 and 105 Yonge St., TORONTO.

# The *ELLINEATOR*

VOL. LI.

June, 1898.

No. 6.

PRINTED AND PUBLISHED IN TORONTO.

ILLUSTRATION AND DESCRIPTION OF A STYLISH NOVELTY IN LADIES' TUCKED WAISTS.

FIGURE No. 175 G.—This illustrates a Ladies' waist. The pattern, which is No. 9925 and costs 10d. or 20 cents, is in seven sizes for ladies from thirty to forty-two inches, bust measure, and is differently portrayed on page 665.

In this waist tucks are introduced in a most attractive way. The combination selected for the waist in the present instance is very effective, including dark-blue and white taffeta silk and white Liberty silk. A dressy feature is a soft, full vest having a group of tuck shirrings above and below the bust; it is very prettily revealed between the flaring fronts, to which are joined large, handsome revers of white taffeta decorated with insertion. Three groups of tucks are taken up in the fronts, which are smooth at the top, but have slight gathered fulness at the bottom and puff out stylishly. The wide seamless back is tucked to match the fronts and has only slight gathered fulness at the lower edge; it is cut slightly low at the top to reveal a puff-yoke



of the Liberty silk. Perfect trimness is given by a well-fitted lining closed at the front. Cord ornaments with olive buttons are arranged on the fronts at the ends of the revers, and flaring cuffs ornamented with lace insertion complete the two-seam sleeves, which show three groups of tucks in the upper part above the elbow. Lace insertion also ornaments the standing collar, which closes at the left side. The belt is of leather, with a harness buckle.

A decidedly novel air characterizes the waist, which will be made up in silk of all kinds, in cloth of fine quality, ehallis, nun's-veiling, Henrietta and camel's-hair, as well as pretty tints of chambray and silk gingham, with organdy, chiffon, mull or grenadine for the plastron. An effective decoration may be arranged with ribbon or lace edging, but only a small quantity of trimming is needed, the tucks being highly ornamental.

Ribbon and flowers adorn the hat of rough straw, which is turned up at the back.

FIGURE NO. 175 G.—This illustrates LADIES' TUCKED WAIST.—The pattern is No. 9925, price 10d. or 20 cents.—(For Description see this Page.)  
All rights reserved.

## DESCRIPTION OF FIGURES SHOWN ON COLORED PLATES 26, 27 AND 28.

FIGURES D 39, D 40, D 41, D 42, AND D 43.—SOME STYLISH SHIRT-WAISTS.

FIGURE D 39.—This illustrates a Ladies' tucked shirt-waist. The pattern, which is No. 9866 and costs 10d. or 20 cents, is in nine sizes from thirty to forty-six inches, bust measure.

One of the pretty tucked modes is represented at this figure made of delicately tinted chambray, with a white linen standing collar, a satin band-bow, leather belt and dainty studs and link cuff buttons giving the needful stylish touches. Tucks are taken up diagonally in the fronts, which are closed through a box-plait, and the pointed back-yoke has a group of tucks following its lower outline. At the center the back is laid in plaits that flare toward the yoke. The up-to-date shirt sleeves have straight link cuffs.

The arrangement of the tucks gives a distinctive style to the waist, which will develop effectively in either silk or wash materials or in flannel, cashmere, etc.

The walking hat of fancy straw is trimmed with chiffon and wings.

FIGURE D 40.—This represents a Ladies' shirt-waist. The pattern, which is No. 9926 and costs 10d. or 20 cents, is in nine sizes for ladies from thirty to forty-six inches, bust measure, and may be again seen on page 666.

Roman-striped silk in bayadère effect is here pictured in the smart shirt-waist, which has a yoke, that is curved to form a deep point at the center, applied on a back having fulness drawn in becomingly at the waist. Fulness in the fronts at each side of a box-plait, through which the closing is made, is drawn down trimly under a stylish leather belt. A silk tie prettily bowed is worn about the removable linen collar.

Silk shirt-waists are accompanied by linen collars, but present fancy is quite as strong for collars of the same material when wash goods are used or for fancy stocks. This mode is suitable for all shirt-waist fabrics of silk, wool or cotton texture.

Lace and flowers form a charming trimming for the stylish hat of fancy straw.

FIGURE D 41.—This illustrates a Ladies' shirt-waist. The pattern, which is No. 9939 and costs 10d. or 20 cents, is in eight sizes for ladies from thirty to forty-four inches, bust measure, and is differently pictured on page 666.

A square-yoke effect in front is uniquely produced in the shirt-waist here shown made of light flannel by numerous fine tucks at each side of the closing, which is made through a box-plait also prettily tucked. The back, which has a deep, pointed yoke with two groups of tucks following the shape of the lower edge, and flat plaits at the center spreading in fan fashion toward the yoke. The removable collar is of white linen and the belt of leather.

Such accessories as the four-in-hand or bow tie or one of the Roman-striped scarfs fashionable this season unite with pretty studs and cuff buttons to give an attractive finish to shirt-waists of all styles.

The hat is a pretty shape with a novel arrangement of chiffon and flowers.

FIGURE D 42.—This illustrates a Ladies' shirt-waist. The pattern, which is No. 9912 and costs 10d. or 20 cents, is in nine sizes for ladies from thirty to forty-six inches, bust measure.

This shirt-waist, for which silk gingham was selected, is distinguished by a deep round yoke at the front and back. The fronts have a charming arrangement of fulness and pouch slightly over a leather belt, and the closing is made through a box-plait. The removable collar is of white linen.

This mode will be particularly well liked for soft materials, such as gingham, Madras and chambray, and the wash silks will also make up effectively.

Flowers and an aigrette form the decoration for the hat.

FIGURE D 43.—This illustrates a Ladies' shirt-waist. The pattern, which is No. 9895 and costs 10d. or 20 cents, is in nine sizes from thirty to forty-six inches, bust measure.

A removable standing collar and permanent link cuffs of white linen relieve the polka-spotted dark percale in this shirt-waist. A deep yoke forms the upper part of the shirt-waist,

which has a full back drawn down tight and full pouch fronts. Deep yokes are introduced in many of the season's shirt-waists and are generally favored. Stylish materials are chambray, percale, Madras, lawn, gingham and silk.

Flowers and wings trim the hat of fancy straw.

FIGURES D 44 AND D 45.—DRESSY AFTERNOON TOILETTES.

FIGURE D 44.—This consists of a Ladies' basque-waist and skirt. The basque-waist pattern, which is No. 9978 and costs 10d. or 20 cents, is in eight sizes for ladies from thirty to forty-four inches, bust measure, and is shown in four views on page 664. The skirt pattern, which is No. 9928 and costs 1s. or 25 cents, is in nine sizes from twenty to thirty-six inches, waist measure, and is again pictured on page 672.

As here shown made of organdy over tinted lawn, with chiffon for the prettily shirred yoke, and lace insertion, doubled ruchings of the organdy and ribbon for trimming, the toilette is particularly charming. The skirt is a three-piece shape, with three graduated circular flounces arranged upon it, the upper flounce extending to the belt at the back and giving the fashionable tablier effect.

The basque-waist is arranged on a lining fastened at the front, and the outer body, which is low and round at the back and very low in fancy outline at the front, is closed at the left side. Above the outer body is a deep tuck-shirred yoke that is extremely dainty. If preferred, a smooth yoke may be used. The back has plaited fulness in the lower part, and the front displays fulness puffing out becomingly. The sleeves have odd caps and are completed with drooping circular cuffs.

The host of sheer fabrics displayed in the shops permits a wide range in the choice of materials for this pretty style, which is specially well suited to such dainty textiles as mull, Swiss, grenadine, plain and flowered organdy and lawn, with soft silk or lace net for the yoke.

The sailor hat is trimmed with ribbon, gimp and flowers.

FIGURE D 45.—This consists of a Ladies' basque-waist and skirt. The waist pattern, which is No. 9958 and costs 10d. or 20 cents, is in seven sizes for ladies from thirty to forty-two inches, bust measure, and is again portrayed on page 664. The skirt pattern, which is No. 9873 and costs 1s. or 25 cents, is in ten sizes from twenty to thirty-eight inches, waist measure.

India silk was here selected for the toilette, and the unique decoration is arranged with moderately wide white ribbon edged with narrow lace put on under a row of black baby ribbon, a stylish belt and stock of wide ribbon giving the final touch. The basque-waist is made with a deep, gracefully shaped yoke and is known as the Tudor waist. Full pouch fronts and a full back appear below the yoke, and double Bertha frills defining the yoke are upheld by the two-seam sleeves.

The graceful seven-gored skirt may be side-plaited or gathered and made with a sweep or in round length.

The admiration for trimmings of all sorts makes it an easy matter to produce a fanciful effect in gowns, even when the modes selected are of the most unpretentious character.

The straw hat is trimmed with forget-me-nots and ribbon.

FIGURE D 46.—A FASHIONABLE CALLING GOWN.

FIGURE D 46.—This illustrates a Ladies' costume. The pattern, which is No. 1643 and costs 1s. 3d. or 30 cents, is in nine sizes for ladies from thirty to forty-six inches, bust measure, and is again represented on page 646.

This is a charming gown for calling or afternoon wear. It is here shown made of sheer organdy and all-over lace; and a belt and stock of ribbon introduce a beautifully contrasting note of color. The skirt is a new seven-gored shape and is stylishly trimmed with a deep ruffle of the organdy and insertion.

The pouch fronts, stylishly trimmed with insertion, and the back, which has fulness trimly drawn to the center, are joined to a round yoke that laps to the left side. Pointed smooth epaulettes are sustained by puffs at the top of the close sleeves.

For lawn, Swiss, dimity, batiste and other cool materials the mode shown is particularly pretty, and lace edging, insertion, frills of the material and ribbon will provide charming garniture.

Tulle and flowers trim the small straw hat.

# Fashions of To-Day.

The drill jacket when worn open presents a decided military air.

Very short and exceptionally jaunty is a cutaway jacket, which may have either a notched or a Nansen collar.

A deep sailor-collar and revers are smart adjuncts of an Eton blouse-jacket with open fronts.

The Marlborough jacket is one of the belted Eton styles with reversed fronts.

A whole back or one with a center seam may be made in Eton jackets.

The sleeves of Eton jackets may either be gathered or plaited in the arms' eyes.

The short mantle of other days is recalled in the shawl cape, with circular flounce forming a flute at the center.

A short, triple cape—the four-in-hand—acquires jauntiness from a turn-down military or a flare collar, which finishes it.

Several star-pointed sections and a Lafayette or turn-down collar compose the Stellar cape, a new and fanciful style of top-garment.

The Lady Babbie mantle, a deeply pointed, flowing garment adapted for lace fabrics, is a revival of the once fashionable lace shawl.

Fulness, though not of the blouse order, appears in the fronts of a shirt-waist with a pointed yoke applied on the back.

Groups of tucks are made in a waist with a puffed vest let in between fronts with revers.

Lengthwise tucks give the impression of a square front-yoke in another shirt-waist.

A blouse front cut low and in fanciful outline at the center, a yoke formed in a succession of puffs and double epaulettes are the adjuncts which enhance the good style of a basque-waist.

A deep, round yoke and a double Bertha-frill are points of interest in the Tudor waist.

The puffed fronts of a yoke-waist are closed in front, but

the deep, square yoke may close at the center or left side.

The yoke and part of the sleeves are tucked in a new Princess gown, which is also provided with a fanciful double Bertha and a collar and cuffs of corresponding design.

Pointed ornaments turning down from a yoke are among the decorative features of a tea-gown.

An applied yoke and a panel vary a Princess gown.

Two chemisettes, one ending at the bust and the other at the waist-line, for wear with open-fronted waists, may be made either with or without a closing.

Deep, square or round collars suggestive of yokes furnish stylish accessories for Summer gowns.

An elbow or short puff sleeve made with or without a ripple cap may be inserted in an evening bodice.

Either one or two seams are made in a plain, snug-fitting dress sleeve.

An admirable supplement to a low-necked and short-sleeved gown is a puffed guimpe with sleeves also puffed from shoulder to wrist.

Another guimpe is puffed in lengthwise rows both in the sleeves and yoke.

A combination corset-cover and underskirt is a dainty article of underwear.

The upper flounce completing the trio of circular graduated flounces on a three-piece skirt extends to

the belt at the back and is strongly suggestive of a drapery.

Among a group of smart bathing costumes is the Trouville with a gored skirt and round sailor-collar, the Ostend with both full skirt and a waist introducing a Bertha frill, the Brighton with kilt-plaited skirt and square sailor-collar and the Newport with box-plaited skirt, a slightly pouched waist and square sailor-collar.

Knickerbockers are included in each of the bathing suits described, though tights may replace them.

Cuffs flaring over the hand replace lace wrist frills.




FIGURE NO. 176 G.—This illustrates LADIES' BELTED JACKET.—The pattern is No. 1645, price 10d. or 20 cents.

(For Description see Page 646.)



FIGURE No. 176 G.—LADIES' BELTED JACKET.

(For Illustration see Page 645.)

FIGURE No. 176 G.—This illustrates a Ladies' jacket. The pattern, which is No. 1645 and costs 10d. or 20 cents, is in seven sizes for ladies from thirty to forty-two inches, bust measure, and is differently pictured on page 660.

This is one of the smartest jackets of the season, and is here shown made of mode faced cloth, with black braiding, a black velvet collar-inlay and stitching for a finish. The back may be made with or without a centerseam and is beautifully fitted by wide side-gores. The fronts pouch stylishly, having gathered fulness at the lower edge, and are closed with a fly below handsome lapels that project in points beyond the rolling coat collar. Breast pockets finished with round-laps are inserted in the fronts. A circular peplum laid in an under box-pleat at the back and having round-laps at the front ends is joined to the jacket, and a leather belt is worn. The two-seam sleeves are box-pleated at the top.

The style cannot fail to be popular, as a variety of effects is possible in it. The fronts may be rolled to the waist to display a blouse front of some pretty material, and belts of different kinds may be worn. All coating fabrics, both of plain and mixed varieties, are suitable, and strappings will be as appropriate for a completion as braid or stitching.

Wings, flowers and spangled chiffon adorn the straw hat.

## LADIES' COSTUME, WITH SEVEN-GORED SKIRT.

(For Illustrations see this Page.)

No. 1643.—At figure D 46 in this magazine this costume is again shown.

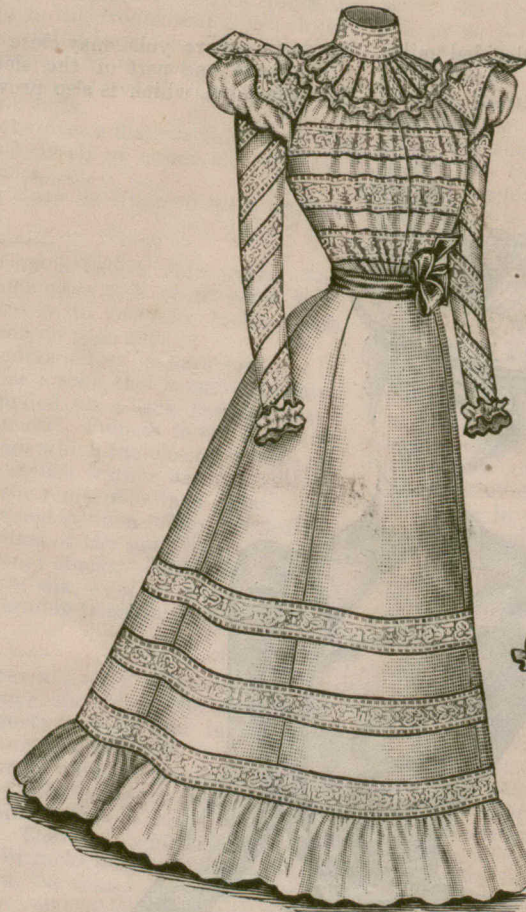
The costume is here illustrated made of organdy, with all-over lace for the yoke and a flounce and ruchings of the material, insertion and ribbon for decoration. The waist is a simple, beautiful style, with round yoke and full front and back. It is made over a close-fitting lining and is closed at the center of the front. The yoke, which is shaped with shoulder seams and closed on the left shoulder, is striped with rows of baby ribbon radiating from the neck, and a gathered ruche of the material ribbon-bordered follows the lower outline. The front and back are gathered at the top and at the waist, the fulness being drawn well away from the sides and the fronts pouching slightly. Pointed sleeve-caps that are gathered at the top stand out over short puffs on the two-seam sleeves, which are close fitting and trimmed in a novel way with a row of ribbon-bordered lace insertion that is carefully wound about them in spiral fashion from the puff to the wrists. A ribbon-edged ruching of the material gives a dainty touch at the wrist. At the neck is a standing collar which closes at the left side. The front is trimmed with three cross-rows of insertion that are located by perforations in the pattern.

The skirt has a narrow front-gore, two narrow gores at each side and two back-gores that are gathered at the top and hang in soft folds at the back. It measures three yards and three-fourths round at the lower edge in the medium sizes. A deep flounce of the material and three rows of wide lace insertion

bordered at both edges with ribbon give an elaborate air to the skirt. A ribbon is wrinkled about the waist, and a pretty bow is tacked to it at the left side of the front. A bow with long ends reaching nearly to the bottom of the skirt is tacked to it at the back. A small bustle or any style of skirt extender desired may be worn.

Silk, challis, Swiss, lawn, dimity, etc., are admirable materials from which to make this dress, and lace or embroidered insertion or edging, ribbon-run beading, wash braid and velvet or satin ribbon will trim it satisfactorily.

We have pattern No. 1643 in nine sizes for ladies from thirty to forty-six inches, bust measure. For a lady of medium size, the costume requires seven yards and three-eighths of material thirty-six inches wide, with a fourth of a yard of lace net twenty-seven inches wide for covering the yoke. Price of pattern, 1s. 3d. or 30 cents.



1643

Front View.

## LADIES' COSTUME, WITH SEVEN-GORED SKIRT.

(For Description see this Page.)



1643

Back View.

pattern, which is No. 9991 and costs 10d. or 20 cents, is in nine sizes for ladies from thirty to forty-six inches, bust measure, and is again pictured on page 665. The skirt pattern, which is No. 9872 and costs 1s. or 25 cents, is in nine sizes from twenty to thirty-six inches, waist measure.

The graceful toilette is very dainty as here shown made of plaid zephyr gingham and all-over lace over plain gingham, with a decoration of lace insertion and edging and taffeta ribbon. The skirt is one of the pleasing shapes having a tablier upper part and a graduated, circular lower part, that is gathered to form a self-heading and reaches nearly to the belt at the back.

The waist has a square yoke that may be closed at the center of the front, where the full fronts close, or at the left side, the

FIGURE No. 177 G.—LADIES' TOILETTE.

(For Illustration see Page 647.)

FIGURE No. 177 G.—This consists of a Ladies' yoke-waist and skirt. The waist



FIGURE NO. 177 G.—This illustrates LADIES' TOILETTE.—The patterns are Ladies' Yoke-Waist No. 9991, price 10d. or 20 cents; and Skirt No. 9872, price 1s. or 25 cents.

(For Description see Page 646.)

latter effect being shown in this instance. The fronts and back are gathered at the top and at the waist, the fronts puffing out prettily; and a fitted lining may be used or not, as desired.

inches, bust measure. For a lady of medium size, the costume requires seven yards of material thirty-six inches wide. Price of pattern, 1s. 3d. or 30 cents.

Double frill caps standing out on the gathered two-seam sleeves give a becoming effect of breadth. The ribbon-stock matches the belt ribbon, which has a bow with long ends tacked to it at one side of the front.

The Scotch gingham are shown in plaids of beautiful coloring and also in stripes. Beside this pretty material, lawn, Swiss and batiste will make up with charming results in this way, with lace and ribbon for trimming.

The straw hat is adorned with two shades of ribbon, violets and an aigrette.

LADIES' COSTUME, WITH FIVE-GORED SKIRT HAVING THE FRONT-GORE EXTENDED IN A CIRCULAR FLOUNCE TO GIVE DEPTH TO THE FOUR OTHER GORES. (TO BE MADE WITH OR WITHOUT THE FOUNDATION OR SLIP SKIRT.)

(For Illustrations see Page 648.)

No. 9998.—This charming costume is illustrated made of organdy and trimmed with frills and ruchings of the material. The waist is a particularly beautiful style. It is made over a well-fitted lining that is closed at the center of the front. The front and back have slight gathered fulness at the lower edge and are curved out at the top to follow the scalloped lower outline of the deep yoke, which is shaped by shoulder seams and arranged in upright tuck-shirrings that draw it into small even puffs. The yoke closes at the center, but the full front, which pouches slightly, laps to the left side, where it is secured with hooks and loops. A ruffle of the material drawn on a cord follows the lower edge of the yoke, and below it two ruffles are arranged in similar curves on the front and back. The neck is completed with a standing collar on which are arranged three tiny ruchings of the material. Full puffs with three rows of tuck-shirrings at the bottom are arranged on the coat-shaped sleeves, which are completed at the wrist with a frill of the material.

The skirt comprises five gores; the front-gore is extended at the bottom in a circular flounce to give depth to the gore at each side and to the two back-gores. The side-gores are smoothly fitted over the hips by a dart, and the skirt is gathered at the back, where it hangs in soft folds. Three frills turn forward from the side-front seams and downward from the top of the flounce, the upper ruffle being drawn on a cord, this arrangement of trimming giving the novel effect of draperies opening over a panel. A ribbon sash encircles the waist and is tied in a bow with long ends at the left side. The skirt may be made with or without a foundation or slip skirt and is of graceful width, measuring about four yards and a quarter round at the bottom in the medium sizes. A small bustle may be worn if desired.

Liberty silk, dotted or plain Swiss, nainsook, fine lawn, grenadine, vailing, etc., will make up prettily by this mode.

We have pattern No. 9998 in eight sizes for ladies from thirty to forty-four

## LADIES' PRINCESS DRESS, WITH APPLIED BACK-YOKE.

(TO BE MADE WITH OR WITHOUT A CENTER-BACK SEAM AND WITH A SWEEP OR IN ROUND LENGTH.)

(For Illustrations see Page 651.)

No. 9955.—The superb Princess dress here illustrated is distinguished by its oddly shaped fronts and yoke. It is shown made of cashmere and silk, the silk being overlaid with lace; and passementerie is used for decoration. The dress is appropriate for a variety of occasions, as it may be made of rich or plain fabrics and trimmed elaborately or simply, as preferred. It is made over a Princess lining that is closely fitted by bust and under-arm darts and the usual seams and closed at the center of the front, and on the lining is applied a deep front-yoke that is extended below the bust at the left side. The yoke is closed on the right shoulder. The dress fronts are faultlessly adjusted by darts taken up with the darts in the lining and are shaped to meet at the second bust dart in the left side from a little below the bust to a little below the waist and separate above and below, revealing the extended part of the yoke in an odd way and a panel that is applied on the lining. The back may be made with or without a center seam; and is smoothly fitted by side-back gores. At the top of the back is applied a deep, pointed yoke and at the neck is a standing collar. The two-seam sleeves puff out stylishly, and smooth, round sleeve-caps stand out on the puffs. The dress may be made with a sweep or in round length. In the round length it measures three yards and five-eighths round at the foot in the medium sizes.

Crépon, poplin and novelty goods combined with velvet may be chosen for this dress.


We have pattern No. 9955 in twelve sizes for ladies from thirty to forty-six inches, bust measure. For a lady of medium size, the dress will need six yards and a half of cashmere forty inches wide, with a yard and a fourth of silk twenty inches wide for the yoke, collar and panel, and seven-eighths of a yard of lace net twenty-seven inches wide to cover the yoke, collar and panel. Price of pattern, 1s. 3d. or 30 cents.

FIGURE No. 178 G.—LADIES' SUMMER OUTDOOR TOILETTE.

(For Illustration see Page 652.)


FIGURE No. 178 G.—This consists of a Ladies' jacket, waist

and skirt. The jacket pattern, which is No. 9977 and costs 10d. or 20 cents, is in eight sizes for ladies from thirty to forty-four inches, bust measure, and is again pictured on page 663. The waist pattern, which is No. 9858 and costs 10d. or 20 cents, is in eight sizes from thirty to forty-four inches, bust measure. The skirt pattern, which is No. 9976 and costs 1s. or 25 cents, is in nine sizes for ladies from twenty to thirty-



9998

9998



9998

Back View.

LADIES' COSTUME, WITH FIVE-GORED SKIRT HAVING THE FRONT-GORE EXTENDED IN A CIRCULAR FLOUNCE TO GIVE DEPTH TO THE FOUR OTHER GORES. (TO BE MADE WITH OR WITHOUT THE FOUNDATION OR SLIP SKIRT.)

(For Description see Page 647.)

six inches, waist measure, and may be seen again on page 669.

A distinctly Summery toilette for outdoor wear is here presented. The Eton blouse-jacket and novel skirt are of white piqué and are decorated with lace insertion, and the full waist is of dark-blue lawn figured in white, a stock of the lawn and a belt of ribbon contributing a dressy final touch. In the jacket a smooth back made with only a center seam contrasts with pouch fronts that have gathered fulness at the bottom. The fronts are apart all the way and are reversed at the top in large triangular lapels that flare prettily from the wide ends of a deep sailor-collar showing a fancy outline at the back. An applied belt is closed at the front, and the two-seam sleeves may be plaited or gathered at the top.

Between the open fronts of the jacket the simple, pretty waist is displayed prettily. It has full fronts, a full back and triple caps fluffing out over the sleeves.

The skirt is composed of a seven-gored upper part and a


(Descriptions Continued on Page 651.)



9998

Front View.

costs  
rty to  
a page  
0d. or  
s, bust  
ts 1s.  
hirty-



12000000

ING  
LAR  
HER  
THE

een  
oor  
se-  
qué  
nd  
ed  
of  
ch.  
th  
ch  
he  
ay  
ri-  
he  
ng  
ed  
ay  
ty  
nd  
a

D 46.

THE DELINEATOR.

*A Fashionable Visiting Gown.*

JUNE, 1898.

Note the

REDUCTION IN PRICES

of Patterns of New Fashions  
in this issue.

Correspondingly

Reduced Prices

will be

quoted with all New Styles  
as Published.

THE DELINEATOR PUBLISHING CO.  
Of Toronto (Limited).

sev  
foc  
gat  
its  
wi

LA

wh  
bec  
line  
wa  
Clo  
I  
wa

LA

N  
180  
this  
T  
ticu  
com  
the  
app  
clos  
the  
per

(Descriptions Continued from Page 648.)

seven-gored flounce that flares in a fashionable way at the foot, while the upper part is smooth at the front and sides and gathered at the back. The flounce is joined on smoothly, but its circular shaping makes it ripple prettily.

A toilette like this looks so cool, comfortable and dainty withal that the style will be universally admired. For those

bust darts extending to the lower edge, under-arm and side-back gores and a center seam, and the shaping produces the fashionably close effect at the sides and deep stylish flutes in the skirt at the back. The skirt may be made with a sweep or in round length and is of fashionable width, the lower edge in the round length measuring about four yards and a fourth in the medium sizes. The fronts are exceedingly novel and attractive; they lap below the waist and separate with a flare above, showing the yoke in a point between, and are secured to a convenient depth with hooks and loops and tacked together below. The upper outline of the fronts and back is defined by double Bertha-sections of circular shaping that flare in points at the center of the back and on the shoulders and have pointed ends falling wide apart at the front. The points on the shoulders stand out over the puff tops of the two-seam sleeves, which show a group of encircling tucks just below the puffs, and are completed with circular cuffs that flare in points at the front and back of the arm. A tucked stock formed in frills at the ends, which close at the back, is arranged about the standing collar, from the top of which falls a circular frill in two sections that flare in points at the front and back. The dress is richly adorned with passementerie.

The dress will make up beautifully in velvet, silks of all kinds, satin, Henrietta, camel's-hair, vailing and plain challis, in combination with some pretty contrasting color or texture. Bands of lace insertion or a rich passementerie may be arranged in any effective way; and if a more fluffy effect be desired, the Bertha ornaments could be edged with frills.

We have pattern No. 9981 in nine sizes for ladies from thirty to forty-six inches, bust measure. For a lady of medium size, it needs seven yards and three-fourths of dress goods forty inches wide, with three yards and five-eighths of satin twenty inches wide for the yoke, stock and to line the Bertha, etc. Price of pattern, 1s. 3d. or 30 cents.



9955

Front View.

LADIES' PRINCESS DRESS, WITH APPLIED BACK-YOKE. (TO BE MADE WITH OR WITHOUT A CENTER-BACK SEAM AND WITH A SWEEP OR IN ROUND LENGTH.)

(For Description see Page 648.)

who think white too youthful or likely to become too quickly soiled, blue duck or linen crash will be a substitute, and the waist will be of any thin wash material. Cloth also is quite as well suited to the mode. Flowers and quill feathers adorn the straw walking hat.

LADIES' PRINCESS DRESS. (TO BE MADE WITH A SWEEP OR IN ROUND LENGTH AND WITH THE YOKE TUCKED OR PLAIN.)


(For Illustrations see Page 653.)

No. 9981.—By referring to figure No. 180 G in this number of THE DELINEATOR, this dress may be seen differently made up.

The Princess dress in a novel and particularly charming style is here illustrated developed in a combination of Eudora cloth and satin. The upper part of the dress is a square yoke cut from tucked satin and applied on the fitted lining, which is of basque depth and closed at the center of the front, the yoke extending nearly to the waist over the closing and fastening at the left side. The perfect adjustment of the Princess is accomplished by single



9955



9955

Back View.

length the dress measures nearly three yards and three-quarters at the lower edge in the medium size. A velvet ribbon belt is tied in long loops and ends at the front. Prettily-shaped Bertha-sections, that flare in points at the front and back and separate in shorter points on the shoulders, give a decidedly picturesque appearance to the tea-gown. The neck is completed with a high standing collar on which is mounted

LADIES' HOUSE-DRESS OR TEA-GOWN. (TO BE MADE WITH A SLIGHT TRAIN OR IN ROUND LENGTH.)

(For Illustrations see Page 654.)

No. 9933.—Figured challis is combined with velvet in this attractive house-dress or tea-gown, which may be made with a slight train or in round length. The tea-gown is made over a lining of basque depth fitted by double bust darts and the customary seams, and has a full back shaped with a center seam. The back and fronts extend to within deep, pointed-yoke depth of the top on the lining and have pretty fullness collected in gathers at the top and in three rows of shirring at the waist and blouse slightly all the way round. Above the full portions the lining is faced with the velvet, giving a smooth pointed-yoke effect; and the skirt falls in graceful folds. In the round

a circular turn-down portion that ripples prettily. Smooth epaulette-caps stand out on the full one-seam sleeves, which are gathered at the top and bottom and made over coat-shaped linings. The sleeves may be completed with a frill of lace, headed by a twisted velvet ribbon that ends under a bow at the back of the arm, or with a roll-up pointed cuff, as preferred, both styles being illustrated. The collar, Bertha and caps show a pretty line decoration of velvet baby ribbon.

Cashmere, Henrietta, étamine, camel's-hair and plain and figured challis are favored materials for a tea-gown of this style. If decoration be desired, bands of lace insertion and frills of lace edging, fancy braid and narrow satin or velvet ribbon may supply it.

We have pattern No. 9933 in seven sizes for ladies from thirty to forty-two inches, bust measure. For a lady of medium size, the garment needs eight yards and a half of goods thirty inches wide, with three-eighths of a yard of velvet twenty inches wide for yoke facings. Price of pattern, 1s. 3d. or 30 cents.

FIGURE No. 179 G.—  
LADIES' TOILETTE.

(For Illustration see  
Page 655.)

FIGURE No. 179 G.—This consists of a Ladies' basque-waist and skirt. The basque-waist pattern, which is No. 9967 and costs 10d. or 20 cents, is in eight sizes for ladies from thirty to forty-four inches, bust measure, and is shown in three views on page 664. The skirt pattern, which is No. 9987 and costs 1s. or 25 cents, is in nine sizes from twenty to thirty-six inches, waist measure, and is again portrayed on page 668.

The toilette is marked by good style rather than any elaborateness and is very attractive. As here illustrated the skirt is made of brown silk relieved by black silk passementerie and the waist of figured red silk and plain white silk, frills and a ribbon stock giving dainty touches. A tucked

plastron gathered at the bottom appears between the pouch fronts, which are folded back in large revers, that fall in odd points over the belt and extend in points that overlap the

ends of the rolling collar. A ribbon stock covers the standing collar and is tied in a bow at the throat. The seamless back has fullness in the lower part laid in a box-plait. The two-seam sleeves have only slight gathered fullness at the top. If desired, a peplum box-plaited at the back may be added.

The skirt comprises seven gores, and in it two groups of welt-tucks are taken up in short tablier outline. A seven-gored foundation or slip skirt may or may not be used.

The opportunity given for arranging combinations makes the mode suitable for dressy wear, as pretty silks may be united with barège, challis, camel's-hair or any of the thin Summer materials, with lace edging, platings of chiffon or silk and insertion for decoration. Organdy over a colored lining will be dainty and seasonable.

LADIES' WRAPPER  
OR TEA-GOWN.

(For Illustrations see  
Page 656.)

No. 1644.—A pretty shade of India silk was used for this graceful wrapper or tea-gown, contrasting ribbon and white lace insertion and edging providing a garniture that is wonderfully dainty. The wrapper is supported by a well-fitted lining of basque depth and is closed to a desirable distance at the center, the front edges being joined together below the closing. The fronts are gathered at the neck to fall in becoming fullness at the center and are rendered smooth at the sides by long under-arm darts, ribbon ties tacked to the darts confining the fullness prettily at the waist. The back joins the fronts in seams that are well to

the back and is perfectly smooth at each side of gathered fullness that falls with the effect of a Watteau, tackings at each side as far as the waist holding the fullness well to the cen-




FIGURE No. 178 G.—This illustrates LADIES' SUMMER OUTDOOR TOILETTE.—The patterns are Ladies' Eton Blouse Jacket No. 9977, price 10d. or 20 cents; Full Waist No. 9858, price 10d. or 20 cents; and Skirt No. 9976, price 1s. or 25 cents.

(For Description see Page 648.)

ter. Perforations in the pattern indicate the attractive lines in which the insertion is arranged on the back and fronts. A pretty puff effect is created at the top of the two-seam sleeves, which have coat-shaped linings, by the peculiar shaping and gathers at the upper edge, and double frill caps having square ends fluff prettily and give fashionable breadth; lace-edged frills of the silk trim the wrists. The neck is completed with a standing collar.

The wrapper will make up suitably in soft cashmere, Henrietta, Lansdowne and vailing and in wash goods like lawn, chambray, percale and fine zephyr gingham. Ribbon could take the place of the insertion on the fronts and back, or the trimming could be altogether different from that illustrated. The frill caps may be omitted.

We have pattern No. 1644 in nine sizes for ladies from thirty to forty-six inches, bust measure. For a lady of medium size, the garment needs ten yards and three-eighths of goods twenty-two inches wide. Price of pattern, 1s. or 25 cents.

LADIES' CAPE, WITH SECTIONAL TAB-COLLAR.

(For Illustrations see Page 656.)

No. 9997.—A stylish cape is here illustrated made of silk overlaid with lace net. The cape reaches nearly to the waist and has a sweep of a yard and a fourth in the medium sizes. It is circular in shape, with a center seam, but ripples only enough to be strictly up to date. The neck is finished with a Medici collar that stands high and rolls softly all round. A dressy feature is a deep sectional collar that extends in tabs against the Medici collar and falls in broad tabs on the cape. Two ruchings of silk mousseline on the bottom of the cape and one ruching on the edges of both collars and on the front edges of the cape form an effective and dressy trimming.

Broadcloth or silk textures used alone or overlaid with lace net are tasteful selections for these graceful capes, and the decoration may be as fanciful as desired. An exceedingly charming cape is of heliotrope satin covered with black lace net and trimmed with ruchings of black chiffon, and an accordion plaited frill of the chiffon is arranged inside of the Medici collar and beneath the tabs.

We have pattern No. 9997 in nine sizes for ladies from thirty to forty-six inches, bust measure. To make the cape for a lady of medium size, requires two yards and three-fourths of material twenty-two inches wide, with two yards of lace net twenty-seven inches wide to cover the parts. Price of pattern, 10d. or 20 cents.


LADIES' CAPE. (TO BE MADE WITH A FLARE COLLAR OR A TURN-DOWN MILITARY COLLAR.) KNOWN AS THE FOUR-IN-HAND CAPE.

(For Illustrations see Page 637.)

No. 9979.—This smart little garment has been styled the



9981



9981

Back View.

LADIES' PRINCESS DRESS. (TO BE MADE WITH A SWEEP OR IN ROUND LENGTH AND WITH THE YOKE TUCKED OR PLAIN.)

(For Description see Page 651.)

four-in-hand cape, and the name suggests perfectly its trim jauntiness. It consists of three circular capes of graduated depth that fall in ripples at the sides and have just a suspicion of ripples at the back and front. The cape closes at the throat and has a sweep of two yards and three-fourths in the medium sizes. The neck may be completed with a flare collar in four sections or with a military turn-down collar, the turn-down section of which is shallower than the standing portion and shows its ends wide apart at the front, a pointed strap being buttoned over the ends of the standing portion between them.

A short trim cape of this style is convenient for use on the cool days of Summer if made of serge, cheviot or mixed coating materials of small cost, and if developed in fine broadcloth in fashionable shades of gray, tan, blue and green, it is appropriate for carriage and other dressy wear. The collar could be inlaid with velvet.

We have pattern No. 9979 in seven sizes for ladies from thirty to forty-two inches, bust measure. To make the cape for a lady of medium size, will require a yard and seven-eighths of material fifty-four inches wide. Price of pattern, 10d. or 20 cents.



LADIES' SHAWL CAPE. (TO BE MADE OF A LACE SHAWL OR OF NET, LACE FLOUNCING, PIECE LACE, ETC.) KNOWN AS THE LADY BABBIE MANTLE.

(For Illustrations see Page 657.)

No. 9973.—A charming way to utilize a lace shawl or to

Liberty silk ribbon set in under full ruchings of the same. We have pattern No. 9973 in four sizes for ladies from thirty to forty-two inches, bust measure. To make the cape for a lady of medium size, needs three yards and a fourth of goods fifty-four inches wide, or five yards and an eighth of flouncing fifty inches wide; the ruche needs two yards and a fourth of goods forty-five inches wide. Price of pattern, 10d. or 20 cents.



9933

[Front View.

LADIES' HOUSE DRESS OR TEA-GOWN. (TO BE MADE WITH A SLIGHT TRAIN OR IN ROUND LENGTH.)


(For Description see Page 651.)

fashion a picturesque evening wrap from net, lace or flouncing is suggested by the cape or Lady Babbie mantle here portrayed.

The large engravings show the cape made of Chantilly lace net, with a full neck-ruche of Liberty silk; a frill of lace headed by a narrow ribbon-bordered ruche of the silk follows the lower edge, and the ruche alone is carried up the front edges to the neck.

The small views show the cape made of a lace shawl, which, however, is not cut, and the pretty triple ruche at the neck is all in one with the cape itself. At the back and at the ends the cape falls in deep points, thus leaving the cape shortest at the sides. The pretty, graceful fulness is produced by gathers. The ruche shown in the large views is formed of a single under-section that is knife-plaited and then gathered at the center and an upper section that is folded double and gathered through the center to fluff out in a very pretty way. The cape is secured at the throat with satin ribbon ties.

Lace shawls in either large or small sizes may be made into a cape of this style without cutting. Capes made from shawls will require no decoration other than a ribbon bow at the back and ties to match. Those of net will be trimmed with ruchings or knife-plaitings of chiffon, lace or frills of gauze ribbon. A cape of coarse-meshed, heavy Brussels net could be trimmed with knife-plaitings of



9933



9933

[Back View.

they are finished with flaring circular cuffs that harmonize with the ripple ruffle sections falling from the top of the collar, which is covered by a tucked stock. The dress is here made with a sweep, but may be in round length, if preferred.

The Princess modes are again greatly in evidence. The latest designs, while preserving the graceful clinging effect and other general characteristics of the style, present on skirt

FIGURE NO. 180 G.—LADIES' PRINCESS DRESS.

(For Illustration see Page 658.)

FIGURE NO. 180 G.—This illustrates a Ladies' Princess dress. The pattern, which is No. 9981 and costs 1s. 3d. or 30 cents, is in nine sizes for ladies from thirty to forty-six inches, bust measure, and is differently depicted on page 653.

The dress is handsome for a dinner or reception gown as here shown made of satin-finished cashmere in a medium shade of green combined with pale-heliotrope silk, lace edging giving a particularly dainty touch. The close adjustment at the back and sides is made by the usual seams, and the fronts are gracefully conformed to the

figure by single bust darts extending to the lower edge. A deep yoke of tucked silk, that is square at the back and extended at the center of the front in a long, narrow point, over which the front edges of the fronts separate with a flare, is a charming feature of the dress. Below the yoke the fronts are widely lapped; they are secured invisibly to a desirable depth and joined below. Double Bertha-sections joined to the upper edges of the Princess portions fluff out prettily and give the long shoulders and the broad effect so desirable; they flare in points at the center of the back and on the shoulders. The sleeves are arranged in puff effect above a group of encircling tucks;

and are stat chalc cam rége appi sert trim ruch ings for  
LAD IN LA CT (T Fr Tu Co tu or K  
N broa lect ive d line at a effe The the s er e in st circ cape all n cula arra the e but shor the cape The plete itary or coll ing s trati dow ends port and butt ends port a sw and the n S clo shad chev weig teria deve brai strap teria ably desir with

and bodice lines\* that are novel and fashionable. Rich silks are frequently selected for Princess dresses, which are always stately-looking, even when made of soft materials, like challis, Lansdowne, camel's-hair and ba-  
rège, which are also appropriate. Lace insertion and other band trimmings, and also ruchings, knife-plaitings, etc., may be used for decoration.

We have pattern No. 9980 in seven sizes for ladies from thirty to forty-two inches, bust measure. For a lady of medium size, the cape requires two yards and three-fourths of material fifty-four inches wide. Price of pattern, 10d. or 20 cents.

LADIES' CAPE, HAVING A CAPE-COLLAR AND TWO CIRCULAR RUFFLES. (TO BE MADE WITH A FLARE COLLAR OR A TURN-DOWN MILITARY COLLAR AND TO HAVE THE EFFECT OF THREE OR FOUR CAPES.) KNOWN AS THE STAR CAPE.

(For Illustrations see Page 659.)

No. 9980.—Tan broadcloth was selected for this attractive cape, and a single line of soutache braid at all the edges is an effective decoration. The cape is known as the star cape, the lower edges being shaped in star points. Being circular in shape, the cape falls in ripples all round. Two circular ruffles and a circular cape-collar are arranged on it to give the effect of four capes, but the cape may be shortened and have the effect of three capes, if preferred. The neck may be completed with a high military turn-down collar or with a Lafayette collar, both styles being shown in the illustrations. The turn-down collar shows the ends of its turn-over portions wide apart, and a pointed strap is buttoned across the ends of its standing portion. The cape has a sweep of two yards and three-fourths in the medium sizes.

Smooth finished cloth in various shades, camel's-hair, cheviot and light-weight cloaking materials will admirably develop this cape, and braid, ribbon and strappings of the material will trim it suitably. The turn-down collar may be inlaid with velvet, if desired, and the cape will generally be lined throughout with silk.



FIGURE No. 179 G.—This illustrates LADIES' TOILETTE.—The patterns are Ladies' Basque-Waist No. 9967, price 10d. or 20 cents; and Skirt No. 9987, price 1s. or 25 cents.

(For Description see Page 652.)


LADIES' SHAWL CAPE, WITH CIRCULAR FLOUNCE. (TO BE MADE WITH A FLARING COLLAR OR A RUCHE AND WORN WITH OR WITHOUT A BELT RIBBON.) KNOWN AS THE LIMERICK LASS MANTLE.

(For Illustrations see Page 659.)

No. 9974.—A picturesque wrap is this quaint shawl cape known as the Limerick Lass mantle. It is shown made of straw-colored broadcloth and lined with rose satin. The cape is fitted smoothly by a seam at each side, extending over the shoulder from the neck to the lower edge, and it is lengthened by a circular flounce that deepens slightly toward the center of the back to form a point, the seam edges being lapped and stitched in tailor style. The cape may be held in at the back by a ribbon belt tacked underneath at the waist and tied under the fronts, the flounce falling out in two pronounced ripples just below the tacking, or the belt may be omitted and the back allowed to fall free, as illustrated. The cape has an exceedingly graceful effect, although it follows the figure closely and has a sweep of only two yards and a fourth in the medium sizes. The neck may be completed with a high flaring collar in three sections, or with a standing collar covered by a very full ruche of Liberty silk drawn in soft upright puffs by rows of shirring that are covered with satin ribbon, the ends of the ruche falling in jabot effect. A dainty touch, the ends of the ruche edges of the cape is in an attractive way, and a ribbon knot finishes the top.


Seekers after novelty will eagerly adopt this mode, which will be handsome when made of fine cloth or rich plain or brocaded satin, daintily lined and trimmed with lace or thin, gauzy silk as in this instance. For cloth the flaring collar will often be chosen and the seams lapped in tailor style, but silk capes will usually be trimmed in some fluffy way. Chiffon, net, satin and mousseline will generally be used for the ruche.

We have pattern No. 9974 in seven sizes for ladies from thirty to forty-two inches, bust measure. For a lady of medium size, the cape needs a yard and a fourth of goods fifty-four inches wide. The ruche will need three yards and three-eighths of material forty-five inches wide. Price of pattern, 10d. or 20 cents.



9997

Front View.



9997

Back View.

LADIES' CAPE, WITH SECTIONAL TAB-COLLAR.

(For Description see Page 653.)

LADIES' THREE-BUTTON CUTAWAY JACKET. (TO BE WORN OPEN OR CLOSED AND MADE WITH NOTCHED OR NANSEN COLLAR AND WITH THE SLEEVES PLAITED OR GATHERED.)

(For Illustrations see Page 660.)


No. 9959.—The smart cutaway jacket here illustrated is

back gores and a center seam; and coat-laps and coat-plaits are formed in the regular way. The fronts may be worn open or they may be closed with three buttons and button-holes, below which the fronts flare sharply in regular cutaway style. The jacket may be finished with a rolling coat-collar reversing the fronts in small lapels or with a Nansen collar, as preferred, the fronts being rounding at the lower corners with the coat collar and square with the Nansen collar, as shown in the illustrations. Pocket-laps that may have square or round-

ing lower front corners cover openings to inserted pockets on the hips. The sleeves are up to date in general effect and may be gathered or arranged in three box-plaits between two side-plaits, as preferred.


The mode is very natty and may be made up in cloth of any becoming shade suitable for a jacket and finished with machine-stitching or self-strappings or with braid.

We have pattern No. 9959 in nine sizes for ladies from thirty to forty-six inches, bust measure. To make the jacket for a lady of medium size, will need two yards of goods fifty-four inches wide. Price of pattern, 10d. or 20 cents.



1644

Front View.



1644

Back View.

LADIES' WRAPPER OR TEA-GOWN.

(For Description see Page 652.)



1644

LADIES' ONE-BUTTON CLOSE-FITTING CUTAWAY JACKET OR BLAZER. (TO BE MADE WITH SQUARE OR ROUND LOWER FRONT CORNERS AND WITH THE SLEEVES PLAITED OR GATHERED.)

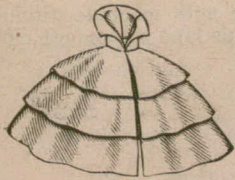
(For Illustrations see Page 660.)

No. 1642.—The very latest style of cutaway jacket or blazer is here illustrated

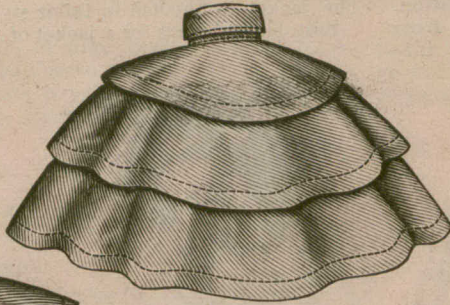
made of cheviot, with machine-stitching for the tailor finish. It is closely fitted by single bust darts, under-arm and side-

made of tan broadcloth, with a tailor finish of machine-stitching. It is made close fitting by single bust darts, under-arm

and  
and  
The f  
just  
with  
and  
rever  
closin  
that  
with  
ing  
low  
flare  
and  
corn  
or p  
The  
coat  
laps  
and  
sleev  
ered  
thre  
two  
turn  
top.  
oper  
pock  
and  
corn  
or  
spor  
C  
ona  
two  
wool  
sele  
jack  
stit  
nea  
jack  
to  
skin  
plai  
we  
Inl  
be  
and  
col  
arr  
ma  
V  
to  
the  
fitt



9979



9979

Back View.

LADIES' CAPE. (TO BE MADE WITH A FLARE COLLAR OR A TURN-DOWN MILITARY COLLAR.) KNOWN AS THE FOUR-IN-HAND CAPE.

(For Description see Page 653.)



9979

Front View.

LADIES' BELTED JACKET, WITH POUCH FRONT AND CIRCULAR PEPLUM. (TO BE WORN CLOSED OR OPEN, WITH THE FRONTS ROLLED TO THE BUST OR BELT AND MADE WITH OR WITHOUT A CENTER-BACK SEAM AND WITH THE SLEEVES BOX-PLAILED OR GATHERED.)

(For Illustrations see Page 660.)

No. 1645.—Another view of this stylish jacket may be seen by referring to figure No. 176 G in this issue.

The notably smart jacket is here illustrated made of mode broadcloth and finished in tailor style with machine-stitching. The smooth back may be made with or without a center seam and is separated from the fronts by under-arm gores, which are shaped to give the most graceful lines to the figure. The fronts are gathered at the bottom and pouch very slightly at the center over the belt; they may be reversed in pointed lapels to the bust and closed with a fly below, or they may be rolled to the waist, as illustrated. The lapels extend in points beyond the ends of the rolling collar, which is up to date in depth and effect. A stylish adjunct is the circular peplum, which may have square or rounding ends; it is arranged in an under box-plait at the center of the back and is joined on. Laps with rounding lower corners conceal open-

and side-back gores and a center seam. The fronts are closed just above the bust with a button-hole and button and are reversed above the closing in small lapels that form notches with the ends of a rolling coat collar; below the closing they flare in cutaway style, and the lower front corners may be square or prettily rounded. The back is in regular coat style with coat-laps and coat-plaits; and the two-seam sleeves may be gathered or arranged in three box-plaits between two upward-turning plaits at the top. Pocket-laps cover openings to inserted pockets on the hips, and their lower front corners will be round or square to correspond with the fronts.

Cloth, cheviot, diagonal, whipcord, serge, tweed and novelty wool suiting will be selected to make the jacket, and machine-stitching provides the neatest finish. The jacket may be made to match a particular skirt, or it may be of plain, smooth cloth to wear with any skirt. Inlays of velvet may be added to the collar and pocket-laps, the velvet usually being of a contrasting color. A lining of silk should be added, and braid may be arranged in any simple way desired. Straps of the material may be applied on the revers, with stylish effect.

We have pattern No. 1642 in nine sizes for ladies from thirty to forty-six inches, bust measure. For a lady of medium size, the jacket will require a yard and three-fourths of material fifty-four inches wide. Price of pattern, 10d. or 20 cents.



9973

Front View.

LADIES' SHAWL-CAPE. (TO BE MADE OF A LACE SHAWL OR OF NET, LACE FLOUNCING, PIECE LACE, ETC.) KNOWN AS THE LADY BABBIE MANTLE.


(For Description see Page 654.)



9973



9973



9973

Back View.

ings to breast pockets. The two-seam sleeves may be gathered or box-plaited at the top.

The jacket may be appropriately made of serge, cheviot and cloth and may be plainly finished with rows of machine-stitch-

ing or have a simple or an elaborate braid ornamentation. We have pattern No. 1645 in seven sizes for ladies from thirty to forty-two inches, bust measure. To make the jacket for a lady of medium size, requires a yard and a half of material fifty-four inches wide. Price of pattern, 10d. or 20 cents.

The jacket is finished in tailor style with machine-stitching. Suitable materials for a jacket of this kind are smooth cloths

LADIES' BELTED ETON JACKET. (TO BE MADE WITH OR WITHOUT A CENTER SEAM AND WITH THE SLEEVES BOX-PLAITED OR GATHERED.) KNOWN AS THE MARLBOROUGH JACKET.

(For Illustrations see Page 661.)

No. 9941.—Another view of this stylish jacket is given at figure No. 181 G in this magazine.

The smart Eton jacket, which is known as the Marlborough jacket, is here portrayed made of cloth and velvet. It may be made with or without a center seam, and its fronts may be rolled to a little below the bust and closed with cord loops and olive buttons below or rolled all the way in tapering lapels or so that the ends of the lapels fall in points over the belt, as illustrated. The fronts pouch stylishly in front of the single bust darts, which fit them gracefully; and between the back and fronts are wide side-back gores that are finely curved. The belt passes all round the bottom of the jacket, and the rolling coat collar forms narrow notches with the lapels, which extend beyond the collar in points. The two-seam sleeves may be gathered or box-plaited at the top, and their wrists and seams and all the seams of the jacket are effectively piped with velvet.

The jacket is one of the dressiest shown this season, and the variety of effects possible cannot fail to make the mode a favorite for all occasions. Smooth and fancy coatings are alike appropriate.

We have pattern No. 9941 in eight sizes for ladies from thirty to forty-four inches, bust measure. For a lady of medium size, the garment will need a yard and three-eighths of goods fifty-four inches wide, with seven-eighths of a yard of velvet twenty inches wide for the belt, collar, facings and to trim. Price of pattern, 10d. or 20 cents.

LADIES' ETON JACKET. (TO BE WORN OPEN OR CLOSED AND MADE WITH OR WITHOUT A CENTER SEAM AND WITH THE SLEEVES PLAITED OR GATHERED.) KNOWN AS THE DRILL JACKET.

(For Illustrations see Page 661.)

No. 9956.—A very stylish Eton jacket, known as the drill jacket, is here illustrated made of serge. The back may be made with or without a seam at the center; it is stylishly fitted by wide side-back gores. The fronts, which are fitted by single bust darts, are reversed in small, pointed lapels that form notches with the ends of the rolling coat-collar. The jacket may be worn open, or it may be closed below the lapels with button-holes and buttons. It reaches to the waist at the back and a little below at the front, where it is pointed at the center when closed. The two-seam sleeves may be gathered at the top or arranged in two box-plaits between downward-turning plaits.

of all kinds, serge, covert suiting, cheviot, etc., and simple or elaborate decoration may be arranged to please the taste.



FIGURE NO. 180 G.—This illustrates LADIES' PRINCESS DRESS.—The pattern is No. 9981, price 1s. 3d. or 30 cents.

(For Description see Page 654.)

We  
thirty  
dium  
goods  
tern, 1

FIGU

FIGU  
dies' E  
jacket  
10d. or  
from t  
ure, an  
skirt p  
ls. or  
from t  
ure. T  
9926 ar  
sizes f  
measur

Faw  
jacket  
facings  
viding  
shirt-w  
remova  
by one  
The ja  
boroug  
order.  
which  
fectly s  
are rev  
lap in p  
novel c  
be roll  
rolling  
give a c  
or with  
top, bu

The  
jacket  
fronts  
sleeves  
link cu

The  
shape  
skirt.  
over t  
fulness  
underf  
plait.



to the  
No w  
triume

We have pattern No. 9956 in nine sizes for ladies from thirty to forty-six inches, bust measure. For a lady of medium size, the garment needs a yard and three-eighths of goods fifty-four inches wide. Price of pattern, 10d. or 20 cents.

in the making than this, either a waist or vest being worn to give a bright touch of color. The material may be cloth, serge, cheviot or covert suiting in black or a popular shade of

FIGURE No. 181 G.—LADIES' STREET TOILETE.

(For Illustration see Page 662.)


FIGURE No. 181 G.—This consists of a Ladies' Eton jacket, skirt and shirt-waist. The jacket pattern, which is No. 9941 and costs 10d. or 20 cents, is in eight sizes for ladies from thirty to forty-four inches, bust measure, and is shown again on page 661. The skirt pattern, which is No. 9871 and costs 1s. or 25 cents, is in nine sizes for ladies from twenty to thirty-six inches, waist measure. The shirt-waist pattern, which is No. 9926 and costs 10d. or 20 cents, is in nine sizes from thirty to forty-six inches, bust measure, and may be seen again on page 666. Fawn camel's-hair was here used for the jacket and skirt of this charming toilette, facings of black silk and black braid providing an effective decoration; and the shirt-waist is of striped green silk, with the removable collar of white linen surrounded by one of the fashionable Roman scarfs. The jacket, which is known as the Marlborough jacket, is a novelty on the Eton order. It is belted in trimly, and its fronts, which pouch at the center and are perfectly smooth back of the single bust darts, are reversed in long, handsome lapels that lap in points over the belt, with a decidedly novel effect. If preferred, the fronts may be rolled only to the bust and lapped and closed below. The rolling collar is inlaid with black silk. Wide side-back gores give a charming grace to the back, which may be made with or without a center seam. The sleeves are box-plaited at the top, but they may be gathered, if preferred.

The shirt-waist displayed between the open fronts of the jacket has an applied pointed back-yoke and is made with full fronts and slight fulness in the lower part of the back. The sleeves are finished with link cuffs.

The skirt is a circular shape known as the bell skirt. It is dart-fitted over the hips, and the fulness at the back is underfolded in a box-plait. The trimming adds



9974




9974



9974

Front View.



9974

Back View.

LADIES' SHAWL CAPE, WITH CIRCULAR FLOUNCE. (TO BE MADE WITH A FLARING COLLAR OR A RUCHE AND WORN WITH OR WITHOUT A BELT RIBBON.) KNOWN AS THE LIMERICK LASS MANTLE.

(For Description see Page 655.)

blue, brown or dark-green or in mixed effects. The braiding may be simple or elaborate, and several widths may be used if liked. The walking hat is simply trimmed with silk and flowers.

LADIES' ETON BLOUSE-JACKET. (TO HAVE THE SLEEVES PLAITED OR GATHERED.)

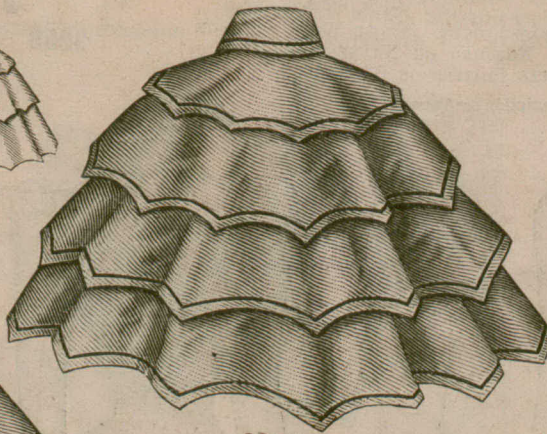
(For Illustrations see Page 663.)

No. 9977.—Another view of this blouse-jacket is given at figure No. 178 G in this magazine.

An attractive blouse-jacket in Eton style is here illustrated made of piqué and trimmed with washable braid. It is simply fitted by center, shoulder and under-arm seams. The fronts are apart all the way and are reversed at the top in broad triangular lapels, which form wide notches with the broad ends of a fancy sailor-collar that is deep at the back and curved to form pretty points. The fronts have graceful fulness at the bottom adjusted by gathers and blouse very slightly at the center over the belt, which has its ends finished in points. The back of the jacket is perfectly smooth. The two-seam sleeves may be gathered at the top or arranged in three box-plaits between two upward-turning plaits.



9980



9980

Back View.

LADIES' CAPE, HAVING A CAPE COLLAR AND TWO CIRCULAR RUFFLES. (TO BE MADE WITH A FLARE COLLAR OR A TURN-DOWN MILITARY COLLAR AND TO HAVE THE EFFECT OF THREE OR FOUR CAPES.) KNOWN AS THE STAR CAPE.

(For Description see Page 655.)



9980

Front View.

to the graceful effect, being arranged to simulate a panel. No wardrobe seems quite complete this year without a braid-trimmed gown, and no more attractive mode can be followed

This mode bids fair to be popular and may be worn with vests, shirt-waists and other waists. It may be developed in broadcloth, cheviot, serge, mohair and covert suiting, and

braid will prove a most effective decoration. Machine-stitching may provide the finish, if preferred.

We have pattern No. 9977 in eight sizes for ladies from thirty to forty-four inches, bust measure. For a lady of medium size, the garment needs a yard and five-eighths of goods fifty-four inches wide. Price of pattern, 10d. or 20 cents.

LADIES' GUILPE, WITH SUN-RAY SHIRRING. (TO EXTEND JUST BELOW THE BUST OR TO THE WAIST.)

(For Illustrations see Page 663.)

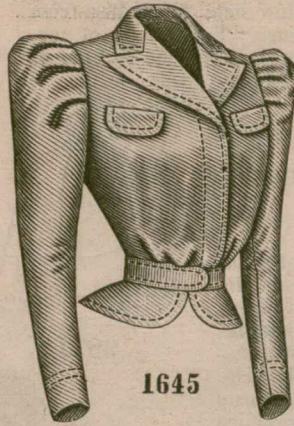
No. 9986.—A novel and remarkably dainty guimpe with sun-ray shirring is here represented made of organdy, a ribbon stock and lace edging at the neck and wrists giving a stylish finish. A seamless yoke drawn into pretty funnel-



1645

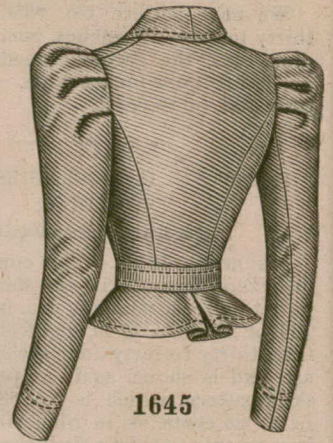


1645



1645

Front View.

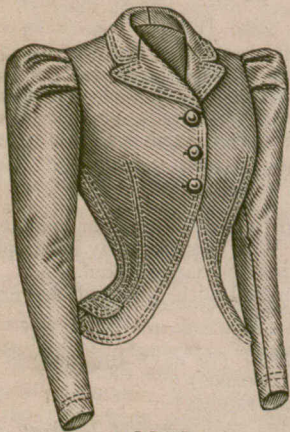


1645

Back View.

LADIES' BELTED JACKET, WITH POUCH FRONT AND CIRCULAR PEPLUM. (TO BE WORN CLOSED OR OPEN, WITH THE FRONTS ROLLED TO THE BUST OR BELT AND MADE WITH OR WITHOUT A CENTER-BACK SEAM AND WITH THE SLEEVES BOX-PLAILED OR GATHERED.)

(For Description see Page 657.)



9959

Front View.



9959

Back View.



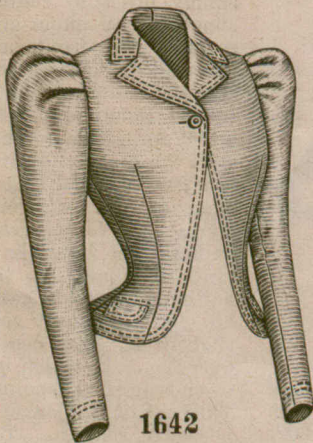
9959



9959

LADIES' THREE-BUTTON CUTAWAY JACKET. (TO BE WORN OPEN OR CLOSED AND MADE WITH NOTCHED OR NANSEN COLLAR AND WITH THE SLEEVES PLAILED OR GATHERED.)

(For Description see Page 656.)

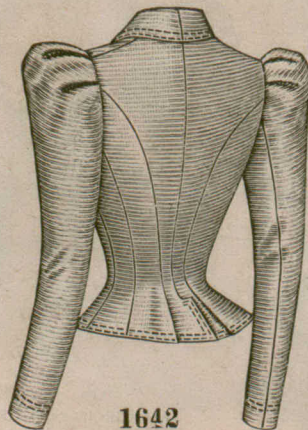


1642

Front View.



1642



1642

Back View.

LADIES' ONE-BUTTON, CLOSE-FITTING CUTAWAY JACKET OR BLAZER. (TO BE MADE WITH SQUARE OR ROUND LOWER FRONT CORNERS AND WITH SLEEVES PLAILED OR GATHERED.)

(For Description see Page 656.)

arm gores. The one-seam sleeves are mounted on coat-shaped linings and are drawn into pretty lengthwise puffs by rows of shirring extending the entire length of the sleeve, sufficient fullness being allowed at the top to stand out stylishly. A standing collar finishes the neck, and a ribbon stock crossed at the back and bowed in front gives the fashionable touch. The guimpe is closed at the center of the front and may reach only a little below the bust or it may extend to the waist, as preferred.

Guimpes are fashionably worn with dresses made low at the neck and sleeveless, several guimpes usually being provided to give pleasing variety. This guimpe is perfectly adapted to the sheer Liberty silks, mull, lace net and grenadine which are liked for these convenient and dressy accessories.

We have pattern No. 9986 in seven sizes for ladies from thirty to forty-two inches, bust measure. For a lady of medium size, the guimpe requires two yards and a fourth of goods thirty-six inches wide. Price of pattern, 7d. or 15 cents.

LADIES' GUILPE, SHIRRED IN CIRCLES. (TO EXTEND JUST BELOW THE BUST OR TO THE WAIST.)

(For Illustrations see Page 663.)

No. 9984.—Silk mousseline was selected for this dainty guimpe, which is made on a lining that is smoothly fitted by double bust darts, a center seam and under-arm gores and closed at the center of the front, the guimpe itself being closed along the left shoulder and under-arm seams. The guimpe may end just below the bust or extend to the waist, as preferred. It is effectively shirred in circles to form small pretty puffs. The one-seam sleeves are gathered at the top and are also shirred round and round all the way down; they are finished at the wrist with frills that are deepest at the back of the arm. A stock of satin, arranged in three upward-turning plaits and having frill-finished ends closed at the back, covers the standing collar. Guimpes of this style are appropriate for wear with low-cut

shaped puffs by shirrings that radiate from the neck is arranged on a lining fitted by double bust darts, a center seam and under-

ished ends closed at the back, covers the standing collar. Guimpes of this style are appropriate for wear with low-cut

dresse  
them,  
silk, p  
fancy  
net;  
or  
pass  
terie  
used t  
We  
patt  
9984  
en si  
ladies

LADIE

thirty  
for a  
of g  
cents.

LA

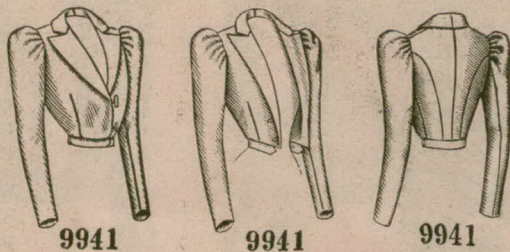
No.  
waist

A  
gives  
which  
is her  
ishly  
ribbo  
gives  
fronts  
ter ta  
the w  
the c  
fronts  
while  
A do  
the s  
cente  
which  
is sev  
yoke  
seam  
lining  
of the  
tily.  
the st

The  
comb  
tracti  
the fi  
the y

dresses, and various materials may be employed for making them, among which may be mentioned chiffon, mull, Liberty or silk, plain or fancy lace net; ribbon or narrow passementerie may be used to trim.

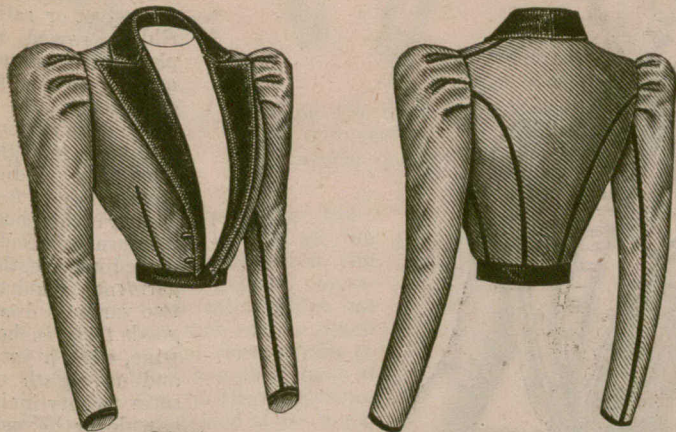
We have pattern No. 9984 in seven sizes for ladies from



9941

9941

9941



9941

Front View.

9941

Back View.

LADIES' BELTED ETON JACKET. (TO BE MADE WITH OR WITHOUT A CENTER SEAM AND WITH THE SLEEVES BOX-PLAIED OR GATHERED.) KNOWN AS THE MARLBOROUGH JACKET.

(For Description see Page 658.)

thirty to forty-two inches, bust measure. To make the guimpe for a lady of medium size, requires two yards and seven-eighths of goods forty-five inches wide. Price of pattern, 7d. or 15 cents.

LADIES' BASQUE-WAIST, WITH DEEP YOKE. (KNOWN AS THE TUDOR WAIST.)

(For Illustrations see Page 664.)

No. 9958. — At figure D 45 in this magazine, this basque-waist is again represented.

A deep yoke of graceful oval outline gives character to this basque-waist, which is known as the Tudor waist. It is here pictured made of challis and stylishly decorated with lace insertion and ribbon in two widths. A well-fitted lining gives trimness, although the back and fronts have generous fulness at the center taken up in gathers at the top and at the waist, and the fronts pouch softly at the center over a velvet ribbon belt. The fronts close at the center like the lining, while the yoke closes on the left shoulder. A double Bertha-frill, that is wide over the shoulders and narrows toward the center of the back and toward the ends, which meet at the center of the front, is sewed under the lower edge of the yoke and fluffs out prettily over the two-seam sleeves, which have coat-shaped linings and are gathered at the top, frills of the material trimming the wrists daintily. A stock of velvet ribbon covers the standing collar.

The mode adapts itself excellently to combinations, but will also develop attractively in one material. In any case the frills will be edged with lace or some other trimming, and the yoke may be decorated with lace bands put on vertically

or horizontally or in a lattice design, or trimmed with frills of baby ribbon, the latter being a favorite style of decoration just now. Silk, woollen and sheer Summer textiles are alike appropriate.

We have pattern No. 9958 in seven sizes for ladies from thirty to forty-two inches, bust measure. For a lady of medium size, the basque-waist requires three yards and a fourth of material forty inches wide, with two yards and a fourth of ribbon four inches wide for the stock and a belt. Price of pattern, 10d. or 20 cents.

LADIES' BASQUE-WAIST, CLOSED AT THE LEFT SIDE. (TO BE SHIRRED OR PLAIN ABOVE THE OUTER BODY.)

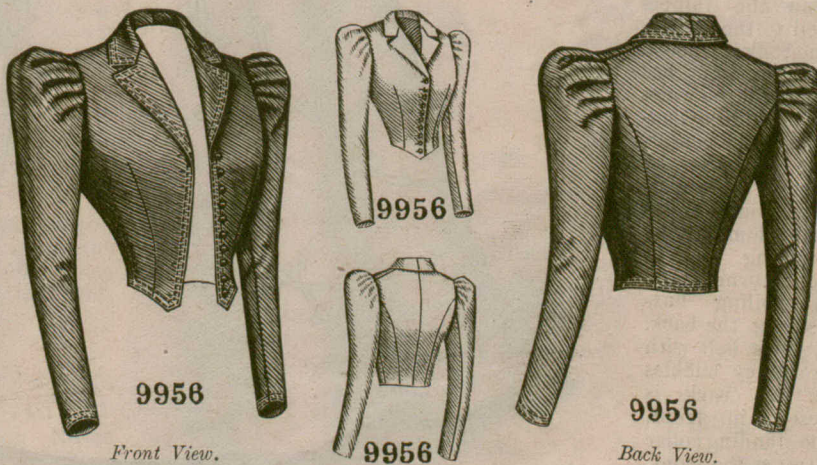
(For Illustrations see Page 664.)

No. 9978. — The waist is again shown at figure D 44 in this magazine.

The basque-waist is here shown in a combination of figured India silk and plain white chiffon. Becoming trimness is produced by a fitted lining that is closed at the center of the front. The outer body is closed at the left side, and has a low, round neck at the back and is very low and fancifully shaped at the front; and above it is a deep yoke that is gathered at the top and bottom and is tuck-shirred to form encircling puffs and closed on the left shoulder. If preferred, the waist may have the effect of a smooth yoke above the outer body. The front is gathered at the bottom and pounces softly at the center over a ribbon belt; the back shows fulness in the lower part laid in four small lapped plaits that flare becomingly. At the neck is a standing collar closed at the left side. The close, two-seam sleeves, which have coat-shaped linings, are gathered at the top and stand out in small puffs under smooth double caps of odd shape, and the wrists are completed with drooping circular cuffs in two sections with flaring ends. The waist is stylishly trimmed with frills of narrow ribbon, a twist of the ribbon heads the cuffs, and a lining of white satin in the caps and cuffs gives a dainty finish. A wrinkled ribbon belt finishes the waist.

Foulard silk, challis, now obtainable in all solid shades, as well as in the familiar figured varieties, lawn, chambray and other Summer goods, will make up with charming effect in this mode, a thin fabric that will lend itself readily to tuck-shirings, being, of course, necessary for the yoke. Ruchings of footing or chiffon, lace edging and tiny knife-plaitings will be effective as decoration. Spotted blue challis and green Liberty silk will combine beautifully by the mode, and frills of white baby ribbon with a belt and stock of wider ribbon will trim it.

We have pattern No. 9978 in eight sizes for ladies from



9956

Front View.

9956

9956

9956

Back View.

LADIES' ETON JACKET. (TO BE WORN OPEN OR CLOSED AND MADE WITH OR WITHOUT A CENTER SEAM, AND WITH THE SLEEVES PLAIED OR GATHERED.) KNOWN AS THE DRILL JACKET.

(For Description see Page 658.)

thirty to forty-four inches, bust measure. For a lady of medium size, the basque-waist requires three yards and three-



eighths of silk twenty inches wide, with three-fourths of a yard of chiffon forty-five inches wide for the yoke. Price of pattern, 10d. or 20 cents.

LADIES' BASQUE-WAIST. (TO BE MADE WITH OR WITHOUT THE PEPLUM.)

(For Illustrations see Page 664.)

No. 9967.—By referring to figure No. 179 G in this number of THE DELINEATOR, this basque-waist may be again seen.

The charming basque-waist is here portrayed made of camel's-hair, satin and velvet. It has a lining fitted by double bust darts and the usual seams and closed at the center of the front. Under-arm gores give a smooth effect at the sides and separate the seamless back from the fronts, which are folded over all the way in tapering revers that lap in points over the belt. Between the fronts is seen a tucked vest that is arranged on the lining and closed at the left side; the tucks are of even width and evenly spaced, and two rows of gathers at the waist draw the fulness well to the center. The back is smooth at the top, but has fulness at the waist arranged in a box-plait at the center. The basque-waist may be made with or without a circular peplum, having rounding lower front corners and two rolling box-plaits at the back. A velvet belt with two fancy buckles at the back is closed in front. The standing collar closes at the front, and about it is arranged a ribbon stock that is tied in a four-in-hand knot at the front. A shallow round collar of velvet at the back ends underneath the revers. The two-seam sleeves are made over coat-shaped linings and are

gathered at the top and decorated at the wrist with a band of velvet. Lace insertion effectively borders the revers.

This mode is extremely stylish and may be developed in poplin, étamine, silk, crépon, serge, cashmere and silk-and-wool novelty goods made up separately or in combination with silk or velvet, and appliqué trimming, braid, passementerie, velvet or satin ribbon, sewed on plainly or gathered on, may be used to decorate it.

We have pattern No. 9967 in eight sizes for ladies from thirty to forty-four inches, bust measure. For a lady of medium size, the garment requires two yards of dress goods forty inches wide, with a yard and an eighth of satin twenty inches wide for the vest, and five-eighths of a yard of velvet twenty inches wide for the rolling collar and belt. Price of pattern, 10d. or 20 cents.

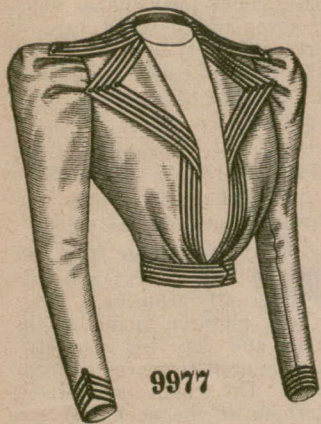


FIGURE NO. 181 G.—This illustrates LADIES' STREET TOILETTE.—The patterns are Ladies' Eton-Jacket No. 9941, price 10d. or 20 cents; Shirt-Waist No. 9926, price 10d. or 20 cents; and Skirt No. 9871, price 1s. or 25 cents.—(For Description see Page 659.)

LADIES' WAIST, OPENING IN DOUBLE REVERS TO THE BUST OR WAIST OVER A BLOUSE-VEST.

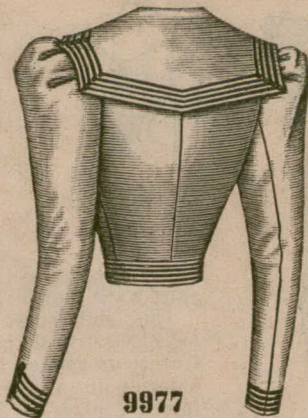
(For Illustrations see Page 665.)

No. 1638.—Green taffeta silk is combined with white satin in this waist, which is a decidedly novel style. The waist is tucked in clusters of fine lengthwise tucks both back and front and has only shoulder and under-arm seams. It is gathered at the waist, and the fronts blouse very slightly over the wrinkled ribbon belt which is tied in a stylish bow at the left side. The fronts are folded over either to the bust or waist in large pointed revers that are overlapped nearly to the edges by added revers of similar shape. When rolled to the bust the fronts are connected by link buttons or cord



9977

Front View.



9977

Back View.



9977

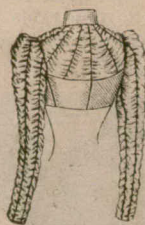
LADIES' ETON BLOUSE-JACKET. (TO HAVE THE SLEEVES PLAITED OR GATHERED.)

(For Description see Page 659.)

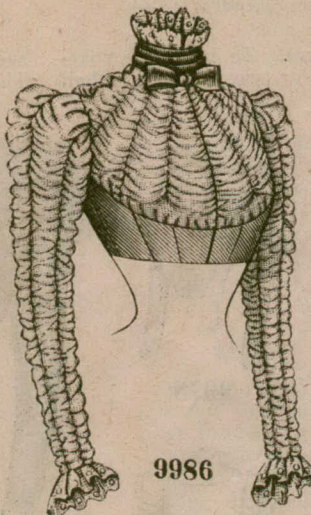
looped over buttons, the front edges separating a little all the way to the belt. Between the fronts is revealed a pretty blouse-vest of the white satin, which has a smooth cape back and is closed with buttons and button-holes or studs through a box-plait made at the front edge of the right front. The vest is gathered at its lower edge and completed with a belt, which passes about the waist. At the neck is a standing collar having pointed double ornaments flaring from the upper edge at each side. A narrow neck-band completes the back of the waist and is secured with buttons and button-holes to the bottom of the vest collar. The two-seam sleeves are gathered at the upper edge and along the side edges of the upper portion for a short distance from the top to stand out in a puff; they are completed with double turn-over pointed cuffs that have pointed ends flaring at the front of the arm.

The vest being removable many charming changes may be effected by having several vests for the one waist. Vailing, challis, Liberty silk, taffeta, organdy, dimity and lawn are used for waists like this. Soft woollen goods could be effectually combined with silk, or silk with satin, or any suitable combination which individual taste might suggest could be used. Lace, ribbon, beading and insertion may provide the decoration.

We have pattern No. 1638 in eight sizes for ladies from thirty to forty-four inches, bust measure. For a lady of medium size, the garment needs four yards and five-eighths of silk twenty inches wide, with a yard and seven-eighths of satin twenty inches wide for the vest, collar, collar ornaments, revers and cuffs. Price of pattern, 10d. or 20 cents.

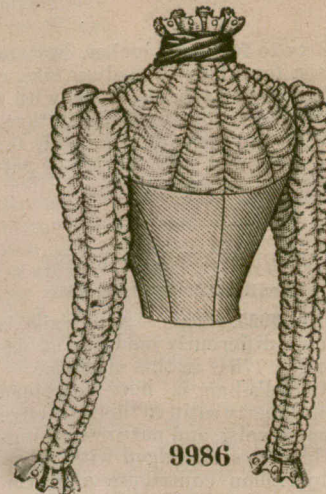


9986



9986

Front View.



9986

Back View.

LADIES' GUMPE, WITH SUN-RAY SHIRRING. (TO EXTEND JUST BELOW THE BUST OR TO THE WAIST.)

(For Description see Page 660.)

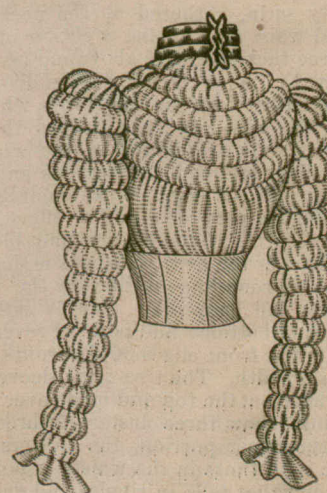


9984



9984

Front View.



9984

Back View.

LADIES' GUMPE, SHIRRED IN CIRCLES. (TO EXTEND JUST BELOW THE BUST OR TO THE WAIST.)

(For Description see Page 660.)

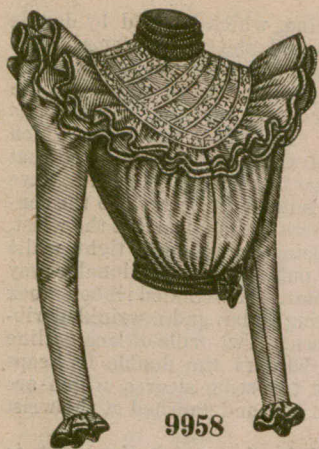
LADIES' YOKE-WAIST, HAVING THE FRONTS CLOSED AT THE CENTER AND THE YOKE AT THE LEFT SIDE OR AT THE CENTER. (TO BE MADE WITH OR WITHOUT THE FITTED LINING.)

(For Illustrations see Page 665.)

No. 9991.—Another view of this waist is given at figure No. 177 G in this magazine.

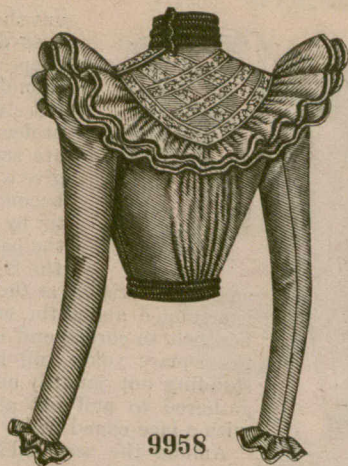
A simple but exceedingly becoming waist is here shown made of India silk, lace and ribbon affording an elaborate and dainty decoration. It may be made with or with-

tribute appropriate decoration on any of these materials. We have pattern No. 9991 in nine sizes for ladies from



9958

Front View.



9958

Back View.



9958

of dress goods forty inches wide, with seven-eighths of a yard of Liberty satin forty-five inches wide for the vest, yoke and ruchings to trim. Price of pattern, 10d. or 20 cents.

LADIES' SHIRT-WAIST, WITH APPLIED BACK-YOKE.

(For Illustrations see Page 666.)

No. 9926.—At figures D 40 and No. 181 G in this number of THE DELINEATOR this shirt-waist may be seen differently made up.

The shirt-waist is here pictured made up in bayadere-striped gingham and has for a pretty feature an applied back-yoke prettily curved to form a deep point at the center. The fronts have pretty fulness taken up in gathers at the neck and are closed through a box-plait formed in the right front. Fulness in the lower part of the back is drawn in at the waist by tapes inserted in a casing and tied over the fronts, confining the fulness closely; and under-arm gores give a smooth effect at the sides. The neck is finished with a fitted band to which is secured a removable standing collar having slanting ends. The sleeves are gathered at the top and bottom and completed

LADIES' BASQUE-WAIST, WITH DEEP YOKE. (KNOWN AS THE TUDOR WAIST.)

(For Description see Page 661.)

thirty to forty-six inches, bust measure. To make the yoke-waist for a lady of medium size, calls for two yards and a half of goods forty inches wide, with a yard and a fourth of ribbon three inches and three-fourths wide for the stock and belt. Price of pattern, 10d. or 20 cents.

LADIES' TUCKED WAIST.

(For Illustrations see Page 665.)

No. 9925.—This stylish waist is shown differently made up at figure No. 175 G in this magazine.

Camel's-hair is here combined with Liberty satin in this attractive basque-waist, and narrow ruchings of Liberty satin edged with velvet baby ribbon contribute a charming decoration. The waist is made over a lining that is fitted by single bust darts, under-arm and side-back gores and a curving center seam and closed at the center of the front. A full vest of the Liberty satin, gathered at the neck and waist and having a cluster of three tuck-shirrings above and below the bust, is effectively displayed between the full fronts, which are apart all the way and flare toward the shoulders. The fronts are joined to the whole back in shoulder and under-arm seams and three clusters of three small tucks encircle the body, giving a very decorative effect. The waist is gathered at the bottom and blouses just a trifle over the belt. The back is shaped slightly in low, rounding outline at the top, displaying a full back-yoke that is gathered at the top and bottom; and pointed revers turn back from the front edges of the fronts, giving stylish breadth. The two-seam sleeves, which are gathered at the top and made over coat-shaped linings, show three clusters of three small tucks in the upper portion, the clusters being in a line with those in the waist; a pointed circular cuff that falls in ripples and flares over the hand may be used or not. The collar is in standing style and closes at the left side.

Vailing, crépon, étamine in National-blue, old-rose, heliotrope or réséda, and novelty goods combined with soft silk or satin of a harmonizing shade will admirably develop this waist.

We have pattern No. 9925 in seven sizes for ladies from thirty to forty-two inches, bust measure. For a lady of medium size, the waist needs a yard and seven-eighths



9978



9978



9978

Front View

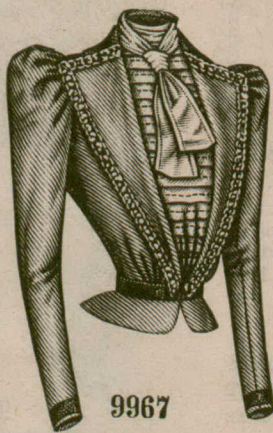


9978

Back View.

LADIES' BASQUE-WAIST, CLOSED AT THE LEFT SIDE. (TO BE SHIRRED OR PLAIN ABOVE THE OUTER BODY.)

(For Description see Page 661.)

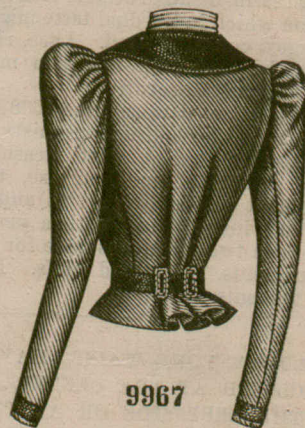


9967

Front View.



9967



9967

Back View.

LADIES' BASQUE-WAIST. (TO BE MADE WITH OR WITHOUT THE PEPLUM.)

(For Description see Page 662.)

with straight cuffs that are closed with link buttons below slashes finished with the usual underlaps and pointed over-

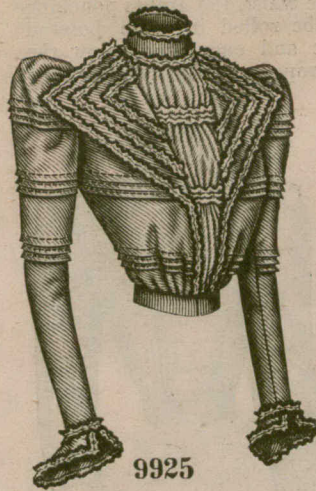
laps. A stylish leather belt is worn.

The shirt-waist materials most favored are taffeta and other silks, poplin, flannel, serge, Madras and gingham in checks, plaids and stripes, figured percale, white and tinted piqué, chambray and figured lawn. Shirt-waist collars are now as often of the material as of white linen, and the belt may be of leather or ribbon.

We have pattern No. 9926 in nine sizes for ladies from thirty to forty-six inches, bust measure. To make the shirt-waist for a lady of medium size, needs three yards and three-eighths of goods twenty-seven inches wide. Price of pattern, 10d. or 20 cents.




9925



9925

Front View.



9925

Back View.

LADIES' TUCKED WAIST.

(For Description see Page 664.)

LADIES' TUCKED SHIRT-WAIST, WITH REMOVABLE COLLAR.

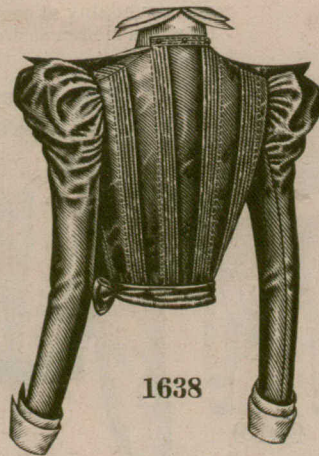
(For Illustrations see Page 666.)

No. 9939.—Other views of this pretty shirt-waist are given at figure D 41 and figure No. 182 G in this magazine. An unusually charming shirt-waist is here illustrated



1638

Front View.



1638

Back View.

LADIES' WAIST, OPENING IN DOUBLE REVERS TO THE BUST OR WAIST OVER A BLOUSE-VEST.

(For Description see Page 662.)



1638

tucks puffs out stylishly below and is held in at the waist by a tape that is sewed across the back and under-arm gores and tied over the fronts. The closing is made at the center of the front with buttons and button-holes or studs through an applied box-plait having a cluster of fine tucks turning toward each side edge. A pointed yoke, shaped by a center seam and formed in two clusters of fine downward-turning tucks that follow the lower outline, forms the upper part of the back. The lower part of the back is laid in two backward-turning plaits at each side of the center, the plaits being closely lapped at the waist and spreading in fan effect toward the top. The one-seam sleeves, which are gathered at the top and slightly gathered at the bottom, are finished with straight link cuffs, and the opening at the back of the arm is completed with a continuous underlap. At the neck is a fitted band and the removable collar is in standing style, with bent corners. A leather belt is worn.

Madras is shown in charming designs and is extremely pretty for a shirt-waist of this style. All sorts of silk, percale, lawn, chambray and any of the sheer Summer fabrics that will look pretty when tucked will also satisfactorily develop this mode.



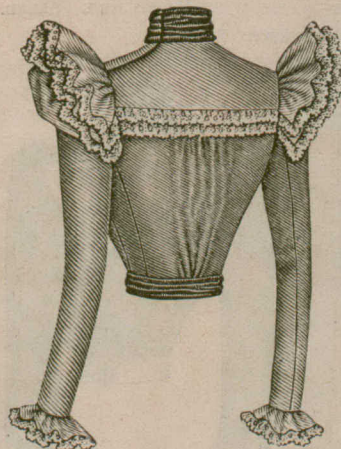
9991

We have pattern No. 9939 in eight sizes for ladies from thirty to forty-four inches, bust measure. For a lady of medium size, the shirt-waist requires two yards and five-eighths of material thirty-six inches wide. Price of pattern, 10d. or 20 cents.



9991

Front View.



9991

Back View.

LADIES' YOKE-WAIST, HAVING THE FRONTS CLOSED AT THE CENTER AND THE YOKE AT THE LEFT SIDE OR AT THE CENTER. (TO BE MADE WITH OR WITHOUT THE FITTED LINING.)

(For Description see Page 663.)

LADIES' SHIRT-WAIST, OPENING IN REVERS TO THE BUST OR WAIST OVER A CHEMISETTE-FRONT.

(For Illustrations see Page 666.)

No. 9999.—Yellow silk is prettily combined with white silk in this charming shirt-waist, which is supported by a lining that is fitted by single bust darts, center and under-arm seams and closed at the front. A bias, pointed yoke shaped by a center seam is applied on the back, which has becoming fulness at the bottom drawn well to the center by gathers at the shoulder and under-arm seams join the seamless back to the full fronts, which are smooth at the top, but have

made of dotted percale. Fine tucks are taken up in the fronts to square-yoke depth, and the fulness introduced by the

fulness collected in gathers at the waist, the fronts pouching very slightly. The fronts may be rolled in wide pointed revers to a little below the bust and connected below the revers with link buttons or cord looped over buttons; or they

FIGURE No. 182 G.—LADIES' TOILETTE.

(For Illustration see Page 667.)

FIGURE No. 182 G.—This consists of a Ladies' shirt-waist and skirt. The shirt-waist pattern, which is No. 9939 and costs 10d. or 20 cents, is in eight sizes for ladies from thirty to forty-four inches, bust measure, and is differently portrayed on page 666 of this number of THE DELINEATOR. The skirt pattern, which is No. 9873 and costs 1s. or 25 cents, is in ten sizes from twenty to thirty-eight inches, waist measure.

The toilette is satisfactory as regards both comfort and smartness. The shirt-waist is here shown made of dark-blue lawn powdered with tiny white polka-dots, and the removable collar is of white linen. Tiny tucks are taken up to square-yoke depth in the fronts, and a pointed back-yoke is made ornamental by two groups of tucks that follow the pointed lower outline. Fullness in the back is laid trimly in backward-turning plaits that flare in fan fashion, and tucks are made in the box-plait, through which the fronts are closed with studs. The sleeves are plain and are finished with straight link cuffs. A frill of narrow edging at each edge of the box-plait, a jaunty bow-tie and a ribbon sash with fringed ends give stylish touches.

The skirt is of gray cheviot, with a novel decoration of black braid. It is in seven gores and may be side-plaited or gathered at the back and made with a sweep or in round length.

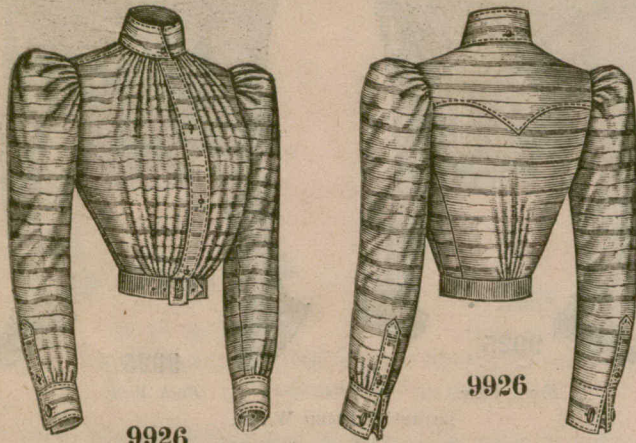
The modes are so attractive and thoroughly up to date that the toilette cannot fail to be pleasing, if any of the dainty batistes, ginghams or lawns are chosen for the waist, with camel's-hair, cheviot, poplin of light weight, Eudora cloth or cloth for

may be rolled in revers to the waist, as illustrated. A chemisette-front of tucked white silk is very prettily revealed all the way to the waist; it is adjusted on the lining, to which it is sewed at one side and secured with hooks and loops at the left side. At the neck is a standing collar that closes at the front; it has a pretty point of white silk standing out from the top at each side of the front, and over it is arranged a finely tucked stock of white silk that fastens at the left side. The one-seam shirt sleeves are gathered at the top and bottom; a short opening at the back of the arm is finished with a continuous underlap, and directly below the openings the ends of shallow straight cuffs are closed with buttons and button-holes, the overlapping end being pointed. A white leather belt fastening with a buckle at the front is worn.

Soft silk, cashmere, challis, Liberty satin, zephyr gingham, chambray, dimity, plain and dotted Swiss and lawn are used for shirt-waists this year. Lace or embroidered insertion and edging may be used for ornamentation, or a finish of machine-stitching will give a neat completion. A stylish shirt-waist shows a combination of pale-blue Irish poplin and white satin, with a white satin stock and a pretty belt of white satin ribbon.

We have pattern No. 9999 in eight sizes for ladies from thirty to forty-four inches, bust measure. To make the shirt-waist for a lady of medium size, needs three yards and a fourth of yellow silk twenty inches wide, with a yard and seven-eighths of white silk twenty inches wide for the chemisette-front, collar, stock, points and revers facings. Price of pattern, 10d. or 20 cents.

the skirt. A Roman scarf and sash will be stylish additions. Trimming is very popular just now on skirts, and any pretty



9926  
Front View.

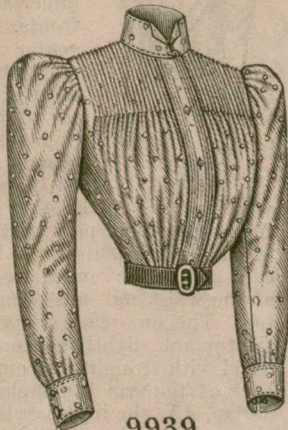
9926  
Back View.

LADIES' SHIRT-WAIST, WITH APPLIED BACK-YOKE.

(For Description see Page 664.)



9926

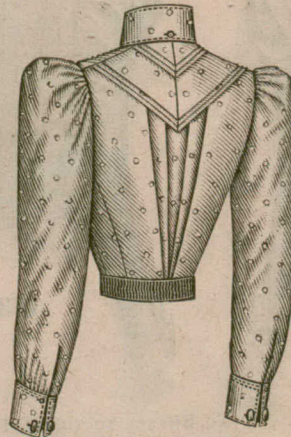


9939

Front View.



9939



9939


Back View.

LADIES' TUCKED SHIRT-WAIST, WITH REMOVABLE COLLAR.

(For Description see Page 665.)




9999



9999

Front View.



9999

Back View.

LADIES' SHIRT-WAIST, OPENING IN REVERS TO THE BUST OR WAIST OVER A CHEMISETTE-FRONT.—(For Description see Page 665.)

arrangement suited to the material and the use for which the skirt is designed is permissible. Ribbon, braid and fancy bands are shown most frequently. The straw hat is daintily trimmed.

LADIES' SEVEN-GORED SKIRT, WITH WELT-TUCKS IN SHORT TABLIER EFFECT. (TO BE EASED ON THE BELT OR DART-FITTED, AND MADE WITH OR WITHOUT THE FOUNDATION OR SLIP SKIRT.)

(For Illustrations see Page 668.)

No. 9987.—Another view of this stylish skirt is given at figure No. 179 G in this number of THE DELINEATOR.

The handsome skirt is here represented made of camel's-hair and plainly completed. It consists of seven gores and may be made with or without a seven-gored foundation skirt that is gathered at the back. Two groups of three welt-tucks are taken up in the skirt in short tablier outline, giving a smart and stylish appearance. The effect is smooth at the front and sides, and the fulness at the back is laid at each side of the center in two backward-turning plaits that flare toward the lower edge, which measures a little over four yards in the medium sizes. The back of the skirt may be held out by a bustle or any style of extender.

The skirt will be admired by all women who look for novel effects that are at the same time strictly up to date, and will be made up in all seasonable woollens, including the soft challies now obtainable in solid colors, vailings and Henriettas. A braid decoration at the foot and also above the tucks, if desired, would be appropriate. Such a skirt may be worn with shirt-waists.

We have pattern No. 9987 in nine sizes for ladies from twenty to thirty-six inches, waist measure. For a lady of medium size, the skirt requires five yards and a fourth of material forty inches wide. Price of pattern, 1s. or 25 cents.

LADIES' YOKE-COLLARS.

(For Illustrations see Page 668.)

No. 9990.—Two very becoming styles of yoke-collars are here illustrated made of fancy tucking and embroidered edging. Both collars are fitted by shoulder seams, finished with a standing collar and closed invisibly at the back. One collar is deep and square, with a wide frill of edging following its lower edge across the front and back and over the shoulders. The other collar is rounding at the front and back, and the frill at its lower edges is in sections that flare prettily at the corners of the collar, the front frill deepening gradually toward the center. A frill of narrow edging rises from the top of the standing collar.

These accessories will prove very improving to plain waists and may match them or be of contrasting material. All-over embroidery, fancy tucking, lawn, nainsook, mull, lace net, etc., may be used for making these yoke-collars, and lace or nainsook insertion and edging and ribbon-run beading will trim them effectively. A collar for a black silk waist may be made of spangled net and fine lace edging. It may be mounted on a white silk lining.

We have pattern No. 9990 in three sizes, small, medium

and large. To make either collar in the medium size, will require half a yard of fancy tucking twenty-seven inches wide,



FIGURE NO. 182 G.—This illustrates LADIES' TOILETTE.—The patterns are Ladies' Shirt-Waist No. 9939, price 10d. or 20 cents; and Skirt No. 9873, price 1s. or 25 cents.

(For Description see Page 666.)

with three yards of embroidered edging five inches and a fourth wide for the ruffle. Price of pattern, 5d. or 10 cents.

LADIES' CHEMISETTES, EXTENDING A LITTLE BELOW THE BUST.

(For Illustrations see Page 669.)

No. 9930.—Two styles of chemisette that extend a little below the bust and are suitable for wear with open-necked basques, jackets, etc., are here illustrated made of white piqué, one showing a dressy stock of satin. The stock, however, may be used with either chemisette and is prettily wrinkled by gathers at the ends, which are turned under to form frills. One chemisette closes at the center of the front and has a shallow cape back to hold it down, and its collar, also, closes in front; the other extends only as far back as the shoulders, and the standing collar completing it is closed at the back. Both chemisettes taper prettily toward the lower edge.

Chemisettes are made of Madras or fancy piqué, and if a fanciful effect is desired, they are sometimes cut from fancy tucking prettily ruffled or puffed. Velvet and silk are, of course, suitable also, and the stock will usually be of satin.


We have pattern No. 9930 in three sizes, small, medium and large. In the medium size, either chemisette requires half a yard of goods twenty or more inches wide, and half a yard of satin twenty inches wide for the stock. Price of pattern, 5d. or 10 cents.



9990

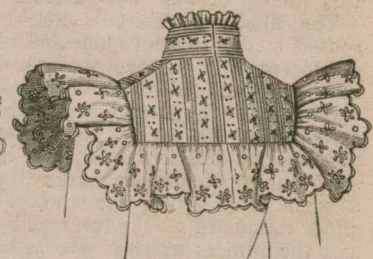


9990



9990

Front Views.



9990

Back Views.

LADIES' CHEMISETTES, EXTENDING TO THE WAIST.

(For Illustrations see Page 669.)

No. 9937.—These chemisettes extend to the waist and are stylish with waists or jackets having open fronts. They are illustrated made of piqué. Both are wide at the top, round out well over the bust and taper below to the waist. One style closes at the front and is made with a shallow cape joined to it by shoulder seams; its standing col-


may be worn with either chemisette. The other chemisette is in shield shape, and its collar is closed at the back.

Plain white linen, striped or figured percale, plain and dotted piqué, with silk or satin for the stock, will be appropriate for making up these chemisettes.

We have pattern No. 9937 in three sizes, small, medium and large. In the medium size, either chemisette will require five-eighths of a yard of material twenty or more inches wide, and half a yard of satin twenty inches wide for the stock. Price of pattern, 5d. or 10 cents.

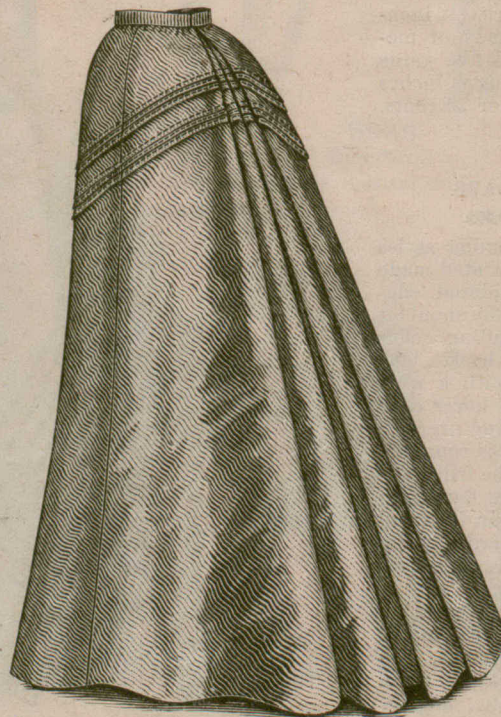
LADIES' YOKE-COLLARS.

(For Description see Page 667.)



9987

Side-Front View.



9987

Side-Back View.

LADIES' SEVEN-GORED SKIRT, WITH WELT-TUCKS IN SHORT TABLIER EFFECT. (TO BE BASED ON THE BELT OR DART-FITTED AND MADE WITH OR WITHOUT THE FOUNDATION OR SLIP SKIRT.)—(For Description see Page 667.)

LADIES' SKIRT, CONSISTING OF A SEVEN-GORED UPPER PART AND A SEVEN-GORED CIRCULAR LOWER PART OR FLOUNCE.

(KNOWN AS THE MARQUISE SKIRT.)

(For Illustrations see Page 669.)

No. 9976.—At figure No. 178 G in this issue of THE DELINEATOR this skirt is again represented.

This stylish new skirt is a French mode known as the Marquise skirt. It is here illustrated made of piqué. It consists of a seven-gored upper part and a seven-gored lower part or flounce, each comprising a front-gore, two smooth gores at each side and two back-gores. The upper part is gathered at the back. The lower part or flounce is deep and of circular shaping and falls in graceful ripples all round; it is headed by three rows of fancy wash braid and finished at the bottom with a row of machine-

lar also closes at the front. A satin stock having frill ends and closing at the back is shown on this chemisette, but it

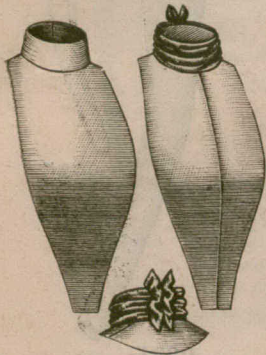
ripples all round; it is headed by three rows of fancy wash braid and finished at the bottom with a row of machine-



9930

LADIES' CHEMISETTES, EXTENDING A LITTLE BELOW THE BUST.

(For Description see Page 668.)



9937

LADIES' CHEMISETTES, EXTENDING TO THE WAIST.

(For Description see Page 668.)

five-eighths of goods twenty-seven inches wide. Price of pattern, 1s. or 25 cents.

LADIES' FIVE-GORED SKIRT, FALLING IN RIPPLES BELOW THE HIPS. (TO BE MADE WITH A SWEEP OR IN ROUND LENGTH.) KNOWN AS THE FRENCH GORED SKIRT. (For Illustrations see Page 670.)

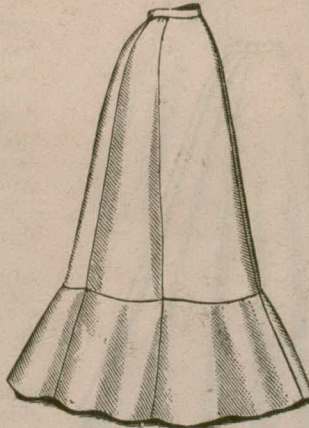
No. 9996.—The graceful French gored skirt here pictured is made of Sicilienne mohair. It comprises five gores—a narrow front-gore, a wide gore at each side and two back-gores. The front-gore is smooth, and the skirt fits smoothly over the hips and falls in deep ripples below. It is arranged in a backward-turning plait at each side of the placket, the plaits rolling in two deep flutes. The skirt may be made with a sweep or in round length; it flares stylishly toward the lower edge, where in the medium sizes it measures four yards and five-eighths in the round length. A bustle or any style of skirt extender may be worn.

Changeable mohair, silk-and-wool mixtures, serge, poplin, crêpon and novelty goods will stylishly develop this skirt, which may be plain or trimmed with braid, ribbon, gimp, band trimming, etc. A lengthwise adjustment of the trimming will render the mode desirable for stout figures.

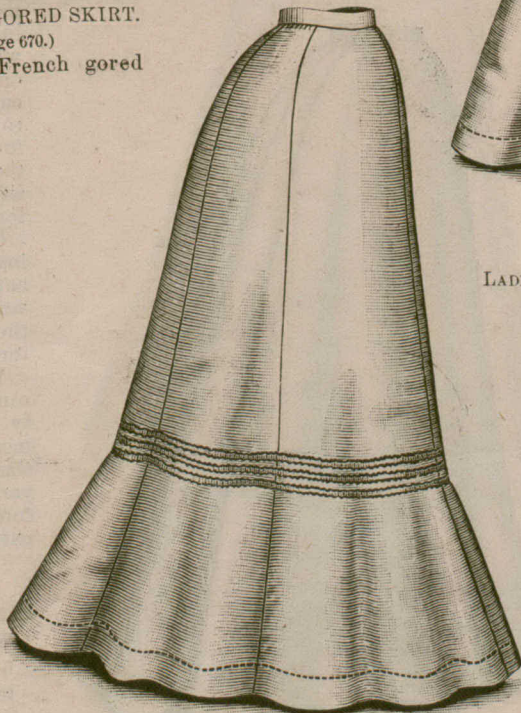
stitching. The skirt measures five yards round at the foot in the medium sizes, and may be worn with a small bustle or with any style of extender.

Most of the materials in vogue will be suitable for this skirt, and among them may be mentioned canvas weaves, flowered silks, grenadine over silk, camel's-hair, challis, organdy, gingham, dimity and lawn. Narrow velvet ribbon or braid will trim it suitably.

We have pattern No. 9976 in nine sizes for ladies from twenty to thirty-six inches, waist measure. To make the skirt for a lady of medium size, requires six yards and



9976



9976

Side-Front View.

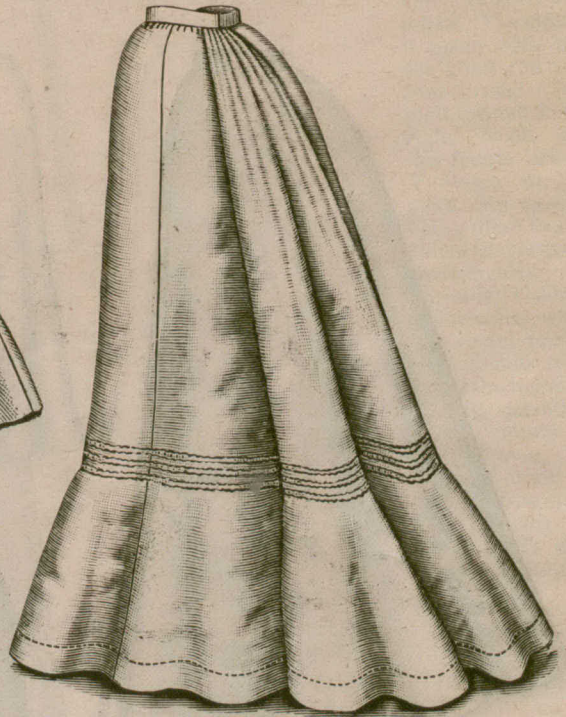
We have pattern No. 9996 in nine sizes for ladies from twenty to thirty-six inches, waist measure. For a lady of medium size, the skirt calls for five yards and an eighth of goods forty inches wide. Price of pattern, 1s. or 25 cents.

LADIES' PLAIN TWO-SEAM DRESS SLEEVE. (WITHOUT UNNECESSARY FULNESS.) (For Illustrations see Page 670.)

No. 9936.—A perfectly plain dress sleeve is here illustrated; it is in large demand for both plain and trimmed effects and is shaped like a close-fitting two-seam coat sleeve and has no unnecessary fulness at the top.

The sleeve may be developed in any seasonable silk or woolen material from which the dress is made.

We have pattern No. 9936 in seven sizes for ladies from ten to sixteen inches, arm measure, measuring the arm about an inch below the bottom of the arm's-eye. To make a pair of sleeves for a lady whose arm measures eleven inches as described, will require three-fourths of a yard of goods



9976

Side-Back View.

LADIES' SKIRT, CONSISTING OF A SEVEN-GORED UPPER PART AND A SEVEN-GORED CIRCULAR LOWER PART OR FLOUNCE. (KNOWN AS THE MARQUISE SKIRT.)

(For Description see Page 668.)

forty inches wide. Price of pattern, 5d. or 10 cents.

LADIES' ONE-SEAM DRESS SLEEVE. (TO BE MADE WITH OR WITHOUT FITTED LINING.) (For Illustrations see Page 670.)

No. 9935.—An up-to-date dress sleeve is here illustrated. It is shaped with an inside seam only and is made over a fitted lining, which, however, may be omitted. Moderate fulness is collected in gathers at the top, where the sleeve puffs out stylishly and then follows the arm quite closely to the wrist.

The sleeve is admirably adapted to all styles of basques and will make up pleasingly in silk or wool fabrics.

We have pattern No. 9935 in seven sizes for ladies from ten to sixteen inches, arm measure, measuring the arm about an



inch below the bottom of the arm's-eye. For a lady whose arm measures eleven inches as described, a pair of sleeves will need a yard and five-eighths of goods twenty-two inches wide. Price of pattern, 5d. or 10 cents.

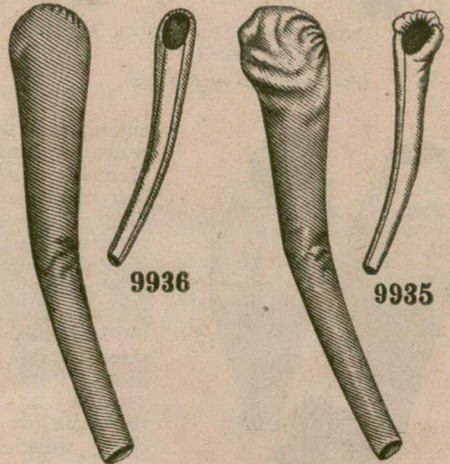
LADIES' SLEEVE, FOR EVENING WAISTS. (TO BE MADE IN A SHORT PUFF OR IN ELBOW LENGTH AND WITH OR WITHOUT THE CAP)  
(For Illustrations see Page 671.)

No. 9932.—An extremely pretty sleeve for evening waists is here represented. It is shaped by two seams and may be made in a short puff or in elbow length. The puff is gathered at the top and bottom and stands out in an attractive way. The elbow sleeve is close fitting below it and is finished at the elbow with a frill of lace, which is deepest at the back of the arm. A circular cap that is laid in a wide under box-plait at the center may be arranged to stand out jauntily over the top of the puff, or it may be omitted; it is very dainty when lined with silk and decorated underneath along the edge with a narrow ruching of chiffon or ruffle of lace.

LADIES' CIRCULAR SKIRT, FALLING IN RIPPLES BELOW THE HIPS AND HAVING AN UNDER BOX-PLAIT AT THE BACK. (TO BE MADE WITH A SWEEP OR IN ROUND LENGTH AND TO BE EASED-ON OR DART-FITTED AT THE BELT.) KNOWN AS THE FRENCH CIRCULAR SKIRT.

(For Illustrations see Page 671.)

No. 9992.—The skirt represents one of the newest ideas and is known fashionably as the French circular skirt. It is pictured made of camel's-hair in a stylish green shade. It is of circular shaping, and at the center seam is laid an under box-plait that rolls in



9936

9935

9936

LADIES' PLAIN TWO SEAM DRESS SLEEVE. (WITHOUT UNNECESSARY FULLNESS.)

(For Description see Page 669.)

9935

LADIES' ONE-SEAM DRESS SLEEVE. (TO BE MADE WITH OR WITHOUT FITTED LINING.)

(For Description see Page 669.)

flutes toward the lower edge. At the front and sides the skirt may be eased on the belt or fitted by a dart at each side of the front, and it falls below the hips in becoming and graceful ripples that are due to the circular shaping. The skirt may be made with a sweep or in round length, as preferred; when made of goods fifty-four or more inches wide, it may be cut without piecing. In the round length it measures about four yards and five-eighths at the lower edge in the medium sizes. Any style of skirt extender may be used, if desired.

The mode displays exceedingly graceful lines that will appear to advantage in nun's-veiling, challis, Lansdowne and the soft novelty goods in mixtures of silk and wool.

We have pattern No. 9992 in nine sizes for ladies from twenty to thirty-six inches, waist measure. For a lady of medium size, the skirt will require four yards and a fourth of material forty inches wide. Price of pattern, 1s. or 25 cents.



9996

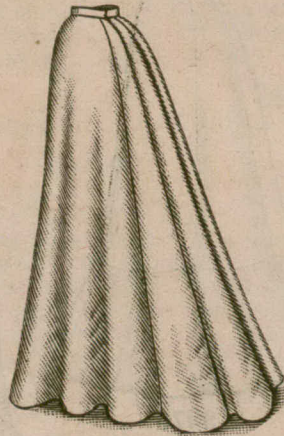
Side-Front View.

LADIES' FIVE-GORED SKIRT, FALLING IN RIPPLES BELOW THE HIPS. (TO BE MADE WITH A SWEEP OR IN ROUND LENGTH.) KNOWN AS THE FRENCH GORED SKIRT.

(For Description see Page 669.)

Taffeta silk, cashmere, camel's-hair, Henrietta and any material suitable for evening wear will pleasingly develop this sleeve, and lace, ruchings of chiffon and narrow velvet or satin ribbon may decorate it. A novel idea would be expressed by strips of insertion put on crosswise to form blocks, cutting the material away beneath.

We have pattern No. 9932 in seven sizes for ladies from ten to sixteen inches, arm measure, measuring the arm about an inch below the bottom of the arm's-eye. For a lady whose arm measures eleven inches as described, a pair of sleeves will require two yards and an eighth of goods twenty-two inches wide with two yards and a fourth of lace edging six inches wide for the frill. Price of pattern, 5d. or 10 cents.



9996

9996

Side-Back View.

is distinguished by circular flounces of decidedly odd style, and is here illustrated made of Eudora cloth. It has a

LADIES' THREE-PIECE SKIRT, WITH GRADUATED CIRCULAR FLOUNCES. (TO BE MADE WITH A SWEEP OR IN ROUND LENGTH.)

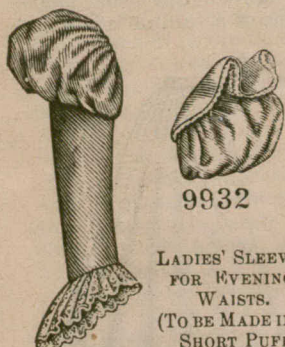
(For Illustrations see Page 672.)

No. 9928.—This skirt is again shown at D 44 in this magazine.

The graceful three-piece skirt

smooth, narrow front-gore and two wide circular portions that are joined in a center seam. The circular portion may be eased on the belt or dart-fitted over the hips and is gathered at the back. Three graduated circular founces, that are shallowest at the front and deepest at the back, are arranged on the skirt to give a short tablier effect. The lowest two founces differ very slightly in depth and are sewed on smoothly; the upper founce is shallow at the front and reaches to the belt

at the back, where it is about two-thirds the depth of the skirt. The upper founce is gathered at the belt. The lower edge of each founce is followed by a machine-stitched fold of the material; the sewing on of the upper founce is concealed by a similar fold. At the bottom the skirt measures a little more than three yards and an eighth round in the medium size. A small bustle or any style of extender may be worn.



9932

LADIES' SLEEVE, FOR EVENING WAISTS. (TO BE MADE IN A SHORT PUFF OR IN ELBOW LENGTH AND WITH OR WITHOUT THE CAP.)

9932

(For Description see Page 670.)

Lansdowne, nun's-vailing, Henrietta, poplin, cashmere and novelties in silk-and-wool are among the materials suitable for the mode.

We have pattern No. 9928 in nine sizes for ladies from twenty to thirty-six inches, waist measure. For a lady of medium size, the skirt requires eight yards and a fourth of material forty inches wide. Price of pattern, 1s. or 25 cents.

LADIES' SEVEN-GORED FOUNDATION OR SLIP SKIRT. (TO WEAR UNDER UNLINED SKIRTS.) (For Illustrations see Page 673.)

No. 9927.—This foundation or slip skirt is graceful in cut and effect and is intended to wear with skirts made without lining. Shaded green-and-black taffeta silk was used for its development. It comprises seven gores—a smooth, narrow front-gore, two gores at each side, which fit smoothly over the hips, and two back-gores which are gathered at the top to fall in soft folds. A gathered ruffle of the material, prettily pinked at the upper and lower edges and set on to form a self-heading, affords a dainty finish for the bottom of the skirt, which measures three yards and three-eighths in the medium sizes. The skirt may be held out by a small bustle or any style of extender.

The skirt may be used under an unlined skirt of any style, and will be made of taffeta, near-silk, percaline and all kinds of materials used for slip skirts. It may be trimmed with ruffles.


We have pattern No. 9927 in nine sizes for ladies from twenty to thirty-six inches, waist measure. For a lady of medium size, the skirt requires eight yards and an eighth of

material twenty-two inches wide. Price of pattern, 10d. or 20 cents.


LADIES' BATHING COSTUME, HAVING KNICKERBOCKERS AND A BOX-PLAITED SKIRT. (TO BE MADE WITH THE SKIRT SEWED TO THE WAIST, FOR WEAR WITH THE KNICKERBOCKERS OR WITH TIGHTS, OR WITH THE KNICKERBOCKERS SEWED TO THE WAIST AND THE SKIRT FINISHED WITH A BELT.) KNOWN AS THE NEWPORT BATHING SUIT.

(For Illustrations see Page 674.)


No. 9945.—This bathing costume is a specially smart style known as the Newport bathing suit. It is pictured made of black alpaca and trimmed with red braid. It may be made with the skirt sewed to the body, and either the knickerbockers or tights may be worn, or the knickerbockers may be sewed to the body and the skirt finished with a belt, as preferred. The body is smooth at the top, but has gathered fulness at the lower edge and is finished with a belt. The closing is made with button-holes and buttons through a box-plait formed in the right front, and the fronts are in V shape at the neck, the opening being filled in by a shield that is sewed permanently at one side. The large sailor-collar, which has broad prettily shaped ends meeting at the top of the closing, extends in pretty points on the sleeves, and rows of braid follow its free edges. The sleeves are short puffs gathered at the top and



9992



9992

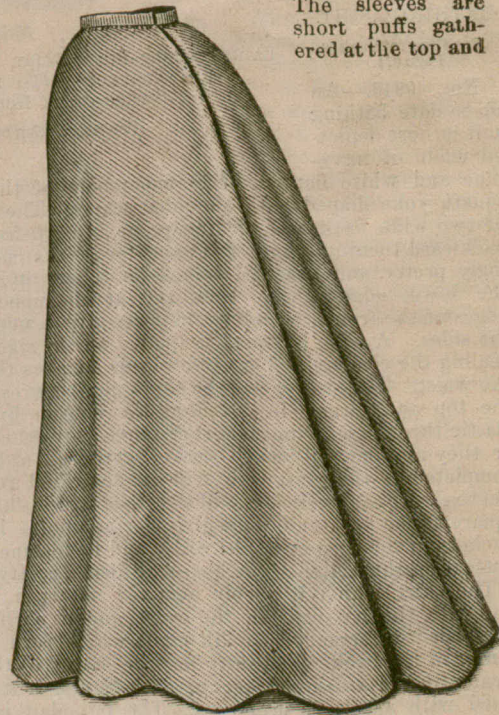


9992

Side-Front View.

LADIES' CIRCULAR SKIRT, FALLING IN RIPPLES BELOW THE HIPS AND HAVING AN UNDER BOX-PLAIT AT THE BACK. (TO BE MADE WITH A SWEEP OR IN ROUND LENGTH AND TO BE EASED-ON OR DART-FITTED AT THE BELT.) KNOWN AS THE FRENCH CIRCULAR SKIRT.

(For Description see Page 670.)



9992

Side-Back View.

bottom and finished with bands. The skirt is laid all round in broad double box-plaits that spread prettily toward the lower edge.

The knickerbockers are shaped by inside leg seams and a center seam. The lower edges are drawn in on elastics inserted in casings arranged far enough from the edge to form frills; and when the knickerbockers are made up separately the upper edge is hemmed to hold an elastic that regulates the width about the waist.

Pretty and stylish bathing suits are made of black, blue, gray or white brilliantine trimmed with red braid, or with white braid when the material is dark. The white suits are very attractive and suggest many possibilities in decoration.

We have pattern No. 9945 in seven sizes for ladies from thirty to forty-two inches, bust measure. For a lady of medium size, the costume needs seven yards and three-fourths of goods thirty-six inches wide. Price of pattern, 1s. or 25 cents.

LADIES' BATHING COSTUME, HAVING KNICKERBOCKERS AND A SIDE-PLAILED SKIRT. (TO BE MADE WITH SHORT OR FULL-LENGTH SLEEVES AND WITH THE SKIRT SEWED TO THE WAIST, FOR WEAR WITH THE KNICKERBOCKERS OR WITH TIGHTS, OR WITH THE KNICKERBOCKERS SEWED TO THE WAIST AND THE SKIRT FINISHED WITH A BELT.) KNOWN AS THE BRIGHTON BATHING SUIT.

(For Illustrations see Page 674.)

No. 9948.—An up-to-date bathing suit is here depicted made of navy-blue and white flannel. The upper part of the waist is a square yoke shaped with shoulder seams. The arrangement of two wide backward-turning plaits in each front and four backward-turning plaits at the center of the back is exceedingly pretty, and graceful fulness is taken up in gathers at the lower edge of the back and at the upper and lower edges of the fronts. Under-arm gores give a smooth effect at the sides. A wide box-plait is applied on the right front, concealing the closing, and a narrow belt finishes the bottom of the waist. The sleeves may be short, puff sleeves, gathered at the top and formed in a frill at the bottom by running an elastic through a casing a short distance above the lower edge; or they may be full-length sleeves, gathered at the top and completed at the wrist in a frill as described for the short sleeves. At the neck is a sailor collar, which falls deep and square at the back and has widely flaring ends. Embroidered anchors in the corners of the collar and handsome white pearl buttons on the center of the box-plait form a pretty decoration.

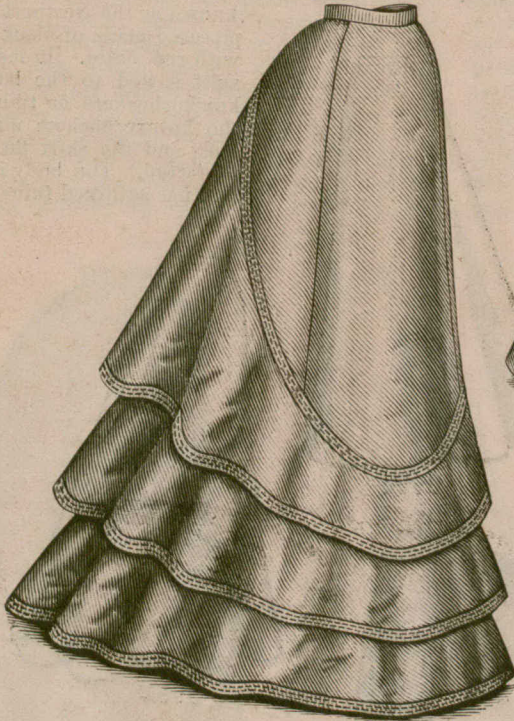
The skirt, which is deeply hemmed, shows a box-plait in line with the box-plait in the waist, and at each side of the box-plait it is arranged in kilt-plaits which turn toward the center of the back. The skirt may be sewed to the waist for wear with the knickerbockers or with tights, or it may be finished with a belt, as preferred. The box-plait is decorated with pearl buttons to match those on the waist.

The knickerbockers are shaped by inside leg seams and a center seam, and the legs are drawn in closely by elastics in a casing set far enough from the edge to form deep frills. They may be joined to the waist if the skirt is made separate, but

when the skirt is joined to the waist they will be adjusted at the top by an elastic in a hem.

Combinations of any colors may be selected in brilliantine, serge, flannel, etc., with a decoration of plain or fancy braid. Black brilliantine would be especially attractive, with the sailor collar and belt of bright red, embroidered anchors or emblems decorating each corner of the collar.

We have pattern No. 9948 in nine sizes for ladies from thirty to forty-six inches, bust measure. For a lady of medium size, the costume needs six yards and an eighth of navy-blue flannel forty inches wide, with three-fourths of a yard of white flannel

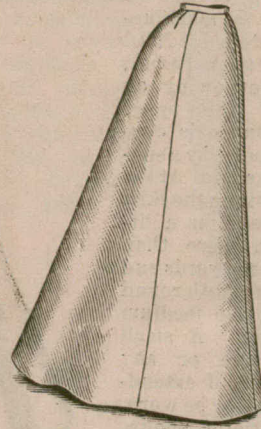


9928


Side-Front View.

LADIES' THREE-PIECE SKIRT, WITH GRADUATED CIRCULAR FLOUNCES. (TO BE MADE WITH A SWEEP OR IN ROUND LENGTH.)

(For Description see Page 670)



9928



9928



9928

Side-Back View.

nel in the same width for the collar and belt. Price of pattern, 1s. or 25 cents.

LADIES' BATHING COSTUME, HAVING KNICKERBOCKERS AND A GATHERED SKIRT. (TO BE MADE WITH A HIGH OR SQUARE NECK AND WITH THE SKIRT SEWED TO THE WAIST, FOR WEAR WITH THE KNICKERBOCKERS OR WITH TIGHTS, OR WITH THE KNICKERBOCKERS SEWED TO THE WAIST AND THE SKIRT FINISHED WITH A BELT.) KNOWN AS THE OSTEND BATHING SUIT.

(For Illustrations see Page 675.)


No. 9946.—An unusually attractive bathing costume is here

pictured made of navy-blue brilliantine and trimmed effectively with white wash braid. It is known as the Ostend bathing suit and may be made with a high or square neck, a standing collar finishing the high neck. The body is fashioned with a square yoke joined to full fronts and a full back that is gathered at the top and at the waist, the fulness being drawn well to the center. A gathered Bertha-frill is arranged on the yoke to follow its square outline; its ends meet at the closing, which is made at the center of the front, and it spreads broadly over short, puff sleeves that are gathered at the top and drawn in on elastics inserted in a casing far enough above the lower edges to form frills.

The straight, full skirt is gathered at the top and may be joined to the body or finished with a belt. When the suit is made with the skirt joined to the body, either the knickerbockers or tights may be worn, the knickerbockers being then made up separate; but when the skirt is made with a belt, the knickerbockers should be joined to the body.


The knickerbockers are shaped by inside leg seams and a center seam, and their lower edges are drawn in by elastics inserted in casings far enough above the edge to form frills. When made up separate, the upper edge is turned for a hem, in which tapes or elastics are inserted to regulate the width about the waist.

Although mohair or alpaca is preferred for bathing suits on account of its wiriness, many choose flannel because of its



9927

Side-Front View.



9927

Side-Back View.

LADIES' SEVEN-GORED FOUNDATION OR SLIP SKIRT.  
(TO WEAR UNDER UNLINED SKIRTS.)

(For Description see Page 671.)

warmth. When it is desired to attain an elaborate effect, silk is used, and it is really an effective material, as, like mohair, it stands out well even when wet. Very pretty suits may be made at less

for wear with the knickerbockers or with tights, or the knickerbockers, which are shaped by a center seam and inside leg seams, may be joined to the waist and the skirt finished with a belt. The knickerbockers show a frill finish at the lower edges, being drawn in by elastics in casings formed a little above the edges. When made separate they are adjusted about the waist by an elastic or tapes inserted in a hem at the top.

Brilliantine, serge, alpaca, mohair and surah silk are most popular for bathing costumes, and braid is the garniture usually adopted.

We have pattern No. 9947 in nine sizes for ladies from thirty to forty-six inches, bust measure. To make the costume for a lady of medium size, will require six yards and seven-eighths of goods thirty-six inches wide. Price of pattern, 1s. or 25 cents.

expense of white or light-gray mohair trimmed with fancy washable braid.

Unusually charming would this mode appear developed in white brilliantine, with bands of light blue, the same material or light-blue washable braid. If preferred, bright-red may be supplemented for the light-blue, and the effect be equally pleasing. A pretty suit is of navy-blue and white mohair with blue soutache braid for decorating. Bands of the white fabric could be used for trimming instead of the braid.

We have pattern No. 9946 in nine sizes for ladies from thirty to forty-six inches, bust measure. To make the costume for a lady of medium size, will require six yards and a half of goods thirty-six inches wide. Price of pattern, 1s. or 25 cents.

LADIES' BATHING COSTUME, HAVING KNICKERBOCKERS AND A FOUR-GORED SKIRT. (TO BE MADE WITH SHORT OR FULL-LENGTH SLEEVES AND WITH THE SKIRT SEWED TO THE WAIST, FOR WEAR WITH THE KNICKERBOCKERS OR WITH TIGHTS, OR WITH THE KNICKERBOCKERS SEWED TO THE WAIST AND THE SKIRT FINISHED WITH A BELT.) KNOWN AS THE TROUVILLE BATHING SUIT.

(For Illustrations see Page 675.)

No. 9947.—A very attractive bathing costume is here represented made of white mohair and trimmed with blue braid in

two widths. The waist has a seamless back joined to the fronts in under-arm and shoulder seams. The fronts are cut low, revealing a shield, and the wide, rounding ends of the deep, round collar with which the neck is completed are sewed to the neck edges of the fronts and meet at the top of the closing, which is made with button-holes and buttons. Tie-ends tacked under the collar are arranged in a sailor knot. The sleeves may be short sleeves, shaped in two scolops at the lower edge, or they may be full-length sleeves, gathered at the top and formed in a frill at the bottom by an elastic run through a casing a short distance above the lower edge. The waist blouses slightly at the front, and the back is drawn straight down, with its fulness drawn well to the center, the fulness at both back and front being adjusted by two rows of gathers at the bottom under a belt with pointed ends that are widely lapped.

The four-gored skirt, which reaches to the knee, is smooth at the front, ripples at the sides below the hips and is gathered at the back to fall in soft folds. It may be joined to the waist

LADIES' CORSET-COVER OR CHEMISE AND SHORT UNDER-SKIRT IN ONE. (TO BE GATHERED OR TUCKED AT THE BACK.) KNOWN AS THE CORSET-CHEMISE.


(For Illustrations see Page 676.)

No. 9982.—This pretty combination under-garment, which is known as the corset chemise, is pictured made of fine nainsook and all-over embroidery and daintily trimmed with nainsook edging and insertion and ribbon-run beading. The garment is in low round outline at the neck, and its upper part is a pointed yoke of the all-over embroidery fitted by shoulder seams. The full front is joined to the full back in under-arm seams and is gathered at the top. The back may



9945

Front View.



9945

Back View.



9945

LADIES' BATHING COSTUME, HAVING KNICKERBOCKERS AND A BOX-PLAITED SKIRT. (TO BE MADE WITH THE SKIRT SEWED TO THE WAIST, FOR WEAR WITH THE KNICKERBOCKERS OR WITH TIGHTS, OR WITH THE KNICKERBOCKERS SEWED TO THE WAIST AND THE SKIRT FINISHED WITH A BELT. KNOWN AS THE NEWPORT BATHING SUIT.—(For Description see Page 671.)

purpose of the garment governing the selection, and the decoration is chosen to accord with the material, braid or cloth strappings being used on cloth capes that are for practical service, and more fanciful and perishable trimmings adorning the fancy capes for dress wear.

A cape made of bluet silk and all-over black lace is appropriately styled the *Frou-Frou* mantle, being in circular shape with three circular ruffles arranged upon it. The silk gleams through the lace, and the rich effect is enhanced by ruchings of ribbon matching the silk, and rosette bows of black velvet ribbon with long ends placed at the front. The cape shows a novelty in the fancy standing collar, which rounds from the throat and has tapering ends reaching nearly to the lower edge. If preferred, however, a plain standing collar may be used, provision for this being made in the pattern, which is No. 9859, in eight sizes for ladies from thirty to forty-four inches, bust measure, price 10d. or 20 cents.

A dressy collarette was fashioned from corded silk by pattern No. 9829, which is in three sizes, small, medium and large, costing 5d. or 10 cents. The collarette is extended to form caps that stand out in tabs over the sleeves, and it has stole ends reaching to the bust. Tabs standing out from the collar are lined with light silk and bordered with lace and gimp to match the collarette, which is all-over jetted. Frills of plaited Liberty silk or chiffon may be used instead of lace.

A gored cape that hangs in becoming ripples all round below the shoulders is pictured made of brocaded silk and decorated with lace ruchings supplemented by a ribbon bow at the throat. The gored Medici collar is lined with plain satin. It may be displaced by a plain Medici collar or a standing collar with or without a ruche, provision for these changes

be gathered at the top or have the fulness taken up in fine tucks from the top nearly to the waist, as illustrated. Both back and front may fall free or be held in by a belt of ribbon-run beading; they are lengthened by a prettily trimmed, gathered flounce. Narrow frill sleeves complete the garment.

Fine cambric, nainsook, dimity and lawn may be selected for a garment of this style and it may be embellished with tucks, lace, embroidery and ribbon.

We have pattern No. 9982 in seven sizes for ladies from thirty to forty-two inches, bust measure. For a lady of medium size, the garment calls for three yards and three-fourths of goods thirty-six inches wide, with three-eighths of a yard of all-over embroidery twenty-seven inches wide for the yoke. Price of pattern, 1s. or 25 cents.



9948



9948

Front View.



9948

Back View.

LADIES' BATHING COSTUME, HAVING KNICKERBOCKERS AND A SIDE-PLAITED SKIRT. (TO BE MADE WITH SHORT OR FULL-LENGTH SLEEVES, AND WITH THE SKIRT SEWED TO THE WAIST, FOR WEAR WITH THE KNICKERBOCKERS OR WITH TIGHTS, OR WITH THE KNICKERBOCKERS SEWED TO THE WAIST, AND THE SKIRT FINISHED WITH A BELT.) KNOWN AS THE BRIGHTON BATHING SUIT.

(For Description see Page 672.)

being made in the pattern, which is No. 9311, in nine sizes from thirty to forty-six inches, bust measure, price 1s. or 25 cents.

SOME STYLISH SUMMER CAPES.

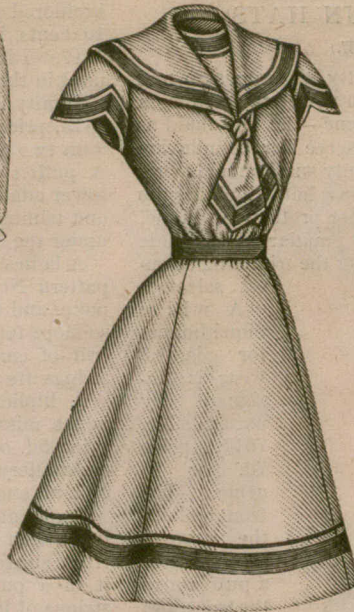
(For Illustrations see Page 635.)

Capes this year display fewer ripples than those of last season, and have not the generous sweep that marked preceding styles, the need of such ample proportions having passed away with the diminution of sleeves. The narrow skirts now worn also have to be considered in designing capes, and the lines of the latter conformed to those of the former, in order to bring about a harmonious effect in the toilette. The styles shown vary from the short shoulder cape to the long cape or mantilla reaching below the waist. Some novel effects in neck completion are introduced, the high flare collar no longer holding full sway as formerly, although it is still in favor as well for its becomingness as for its dressy appearance. A full ruche of chiffon is a becoming adjunct. Satin, velvet, silk and fine, smooth cloth are used, the intended

A smart cape-wrap known as the Sontag cape is made by pattern No. 9662, which is in nine sizes from thirty to forty-six inches, bust measure, price 10d. or 20 cents. A back and front narrowed to points at the waist are of velvet all-over spangled, and to them at each side are joined a circular side-portion of plain velvet and one of satin, these portions rippling prettily and tapering toward the ends. Passementerie edges the sides and also the Lafayette collar, and a ribbon surrounding the collar matches the belt ribbon. A double jabot of lace edging down the closing completes a delightful wrap for dressy wear.

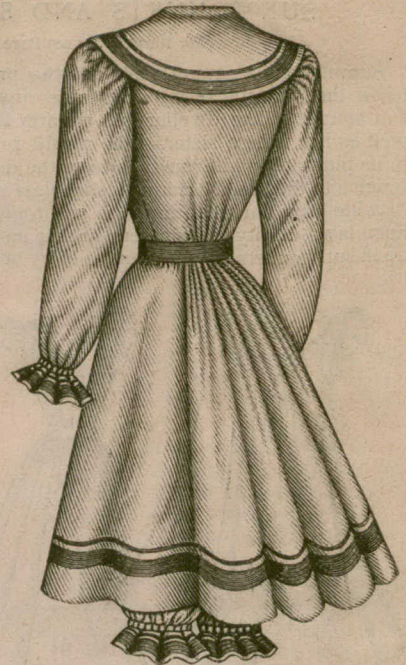


9947



9947

Front View.



9947

Back View.

LADIES' BATHING COSTUME, HAVING KNICKERBOCKERS AND A FOUR-GORED SKIRT. (TO BE MADE WITH SHORT OR FULL-LENGTH SLEEVES, AND WITH THE SKIRT SEWED TO THE WAIST, FOR WEAR WITH THE KNICKERBOCKERS OR WITH TIGHTS, OR WITH THE KNICKERBOCKERS SEWED TO THE WAIST AND THE SKIRT FINISHED WITH A BELT.) KNOWN AS THE TROUVILLE BATHING SUIT. (For Description see Page 673.)

A picturesque wrap is the Lady Betty mantle, representing pattern No. 9852, which is in eight sizes from thirty to forty-four inches, bust measure, price 10d. or 20 cents. The cape falls in graceful ripples and is folded over at the top to form a deep, round collar, below the tapering ends of which the front edges of the cape round away prettily. A graduated frill of chiffon follows the edges. The cape is of satin with the collar covered with lace net and spangles.

Gray serge was used for a circular cape having a pointed yoke and a high flaring collar, decoration being provided by strappings of white cloth that are put on in a pretty design and black braid on the yoke and collar. The cape ripples gracefully and is shaped according to pattern No. 9759, which is in nine sizes from thirty to forty-six inches, bust measure, and costs 10d. or 20 cents.

Pattern No. 8980 was employed in the construction of a box-plaited cape made of black and white satin. The box-plaited portion hangs from a yoke that is concealed by a scalloped collar attractively decorated with spangles. Ribbon arranged about the collar is tastefully disposed at the throat, and a frill of lace covers the

ings adorn the lower edge of the cape. The pattern is in eight sizes from thirty to forty-four inches, bust measure, and costs 1s. or 25 cents.

One of the most graceful styles shown is the Spanish mantilla, for which satin was selected, with ribbon-bordered and embroidered chiffon edging for the two frills at the lower edge. Lace edging covers the inside of the Lafayette collar, and a jabot of similar lace starting under a



9946

Front View.



9946

Back View.

LADIES' BATHING COSTUME, HAVING KNICKERBOCKERS AND A GATHERED SKIRT. (TO BE MADE WITH A HIGH OR SQUARE NECK, AND WITH THE SKIRT SEWED TO THE WAIST, FOR WEAR WITH THE KNICKERBOCKERS OR WITH TIGHTS, OR WITH THE KNICKERBOCKERS SEWED TO THE WAIST AND THE SKIRT FINISHED WITH A BELT.) KNOWN AS THE OSTEND BATHING SUIT.—(For Description see Page 672.)



9946



9946

knot at the throat falls over the closing. Jet Vandykes are arranged on the smooth, upper part of the cape, which ripples below and deepens to form a point at the center of the back and front. The pattern, which is No. 9806, is in nine sizes from thirty to forty-six inches, bust measure, price 10d. or 20 cents.

Velvet tastefully adorned with a doubled chiffon frill headed by jet gimp, is pictured in the fancy collar made by pattern No. 9738, which is in three sizes, small, medium and large, price 5d. or 10 cents. The collar has shoulder caps.

An unusual and tasteful ornamentation makes the cape made of velvet and cloth, by pattern No. 8814, a most attractive wrap. The pattern is in nine sizes from thirty to forty-six inches bust measure, price, 1s. or 25 cents. A round yoke forms the upper part of the garment, and from it hangs a circular cape that falls in ripples due to the shaping. A Marie Stuart collar gives the neck completion. It is bordered with narrow velvet ribbon and is surrounded by a ribbon bowed at the throat.

inside of the flaring collar, resting upon scollops at the top of the collar. Jet ornaments and a band of lace edged with ruch-


completion. It is bordered with narrow velvet ribbon and is surrounded by a ribbon bowed at the throat.

## SUN BONNETS AND SUN HATS.

(For Illustrations see Page 637.)

Summer suns cannot seek out the pretty, delicate skin and leave their imprint of tan or freckles upon it, if protected by a sun bonnet. The dweller in a country home—the city maid as well as her village sister—who would preserve her complexion in its pink-and-white purity, affects the dainty sun-bonnet in preference to the broad-brimmed, shapeless straw hat, which despite its wide brim flares too much to be altogether protective. Piqué, linen, lawn, dimity and gingham are the most popular fabrics made up in sun bonnets, lace and embroidery being the trimming oftenest selected.

A white piqué bonnet for ladies' wear is designed by pattern No. 7617, price 7d. or 15 cents. The front is plain, the crown full, rising in a puff above the front, and the curtain flares in folds from the lower edge.



9982

9982



9982

Front View.

9982

Back View.

LADIES' CORSET-COVER OR CHEMISE AND SHORT UNDER-SKIRT IN ONE. (TO BE GATHERED OR TUCKED AT THE BACK.) KNOWN AS THE CORSET-CHEMISE.

(For Description see Page 673.)

being drawn with cords. Hamburg embroidery trims the front, crown and curtain, the ties being bowed under the chin.

White lawn is the material represented in the ladies' bonnet, developed by pattern No. 9155, price 7d. or 15 cents. The front is rounding, the outline being emphasized by a frill of Swiss embroidery, and is further decorated with two groups of machine-stitching. The full crown stands in a puff above the front, and at the bottom falls a curtain also with rounding ends. Tie ends are bowed over the curtain, and another set secures the bonnet under the chin.

A misses' bonnet of white gingham trimmed with white em-

broidered edging is made up by pattern No. 7618, price 5d. or 10 cents, in the same lines as the ladies' represented in No. 7617. Ribbon tie-strings could replace those of the material used in this instance.

Dimity is made up in the ladies' bonnet shown in pattern No. 8413, price 7d. or 15 cents. The rounding front is decorated with two groups of cording and edged with a frill of the goods. A puffed side-crown frames the small crown, and over the lower edge is stitched a full curtain finished with a self-heading and trimmed with a frill of goods. Broad tie-strings are bowed under the chin.

A ladies' garden hat is fashioned from pale-blue chambray by pattern No. 6194, price 5d. or 10 cents. The brim suggests a poke, and the soft crown is buttoned to it, the edge being cut in scolops followed with a fancy stitched band, which also heads a frill of embroidery that falls from the brim. Broad ribbon strings are added.

A duplication in miniature of ladies' bonnet pattern No. 9155, is the misses' and girls' bonnet shaped by pattern No. 9156, price 5d. or 10 cents, in white lawn with a trimming of Swiss embroidery. The little bonnet could be copied in colored lawn or mull and trimmed with *point de Paris* lace.

A quaint style is portrayed in the little girls' bonnet designed by pattern No. 9256, price 5d. or 10 cents, in pink piqué. The front suggests a scoop shape, and the full crown stands above it in a puff. A plaiting of piqué outlines the bonnet, and strings of it are bowed under the chin.

Picturesque and generally becoming is the little girls' hat designed by pattern No. 9153, price 5d. or 10 cents, in white silk mull. The crown is full and is finished with a covered button in the center, a group of shirrings being made at the bottom. The broad brim is very full and is trimmed with Valenciennes insertion and edging, and a frill of lace is disposed under the brim. A bow of pale-blue ribbon is placed at the left side, and tie-strings to match are bowed under the chin.

A simple little bonnet for a girl is that embodied in pattern No. 2095, price 7d. or 15 cents. Pink gingham is the material used in its construction, which includes a rounding front, stitched several times at the front and edged with narrow embroidery, a puffed side-crown to which the front is buttoned, a narrow crown with a round top and a full, self-headed curtain. The bonnet-strings are bowed under the chin.

A somewhat elaborate affair is the ladies' bonnet shaped by pattern No. 8443, price 7d. or 15 cents. The front is made of alternate rows of lace and embroidered insertion stiffened by strips of cardboard, and over it is stitched a full crown of white French mull. The curtain is also of lawn. It is finished with a heading and stitched over the lower edge of the bonnet. A bow of lawn edged with Valenciennes lace is disposed at the back, and the ties are plain. Lace edges the fronts, crown and curtain.

A practical sun-bonnet for working in the garden is in strong contrast with the one just described. It is made of checked blue-and-white gingham by pattern No. 4491, price 7d. or 15 cents. The front is corded in groups, and the crown rises in a puff above it, the curtain being full only at the back and having rounding ends. The tie-strings are also of gingham.

The girls' bonnet embraced in pattern No. 4492, price 7d. or 15 cents, is made of linen in the natural color. The front is rounding and corded in two groups. The crown is full and puffed and is finished with a narrow frill heading, and the curtain is also full and put on to form a frill heading, ties being bowed under the chin.

A duplicate of the ladies' sun-bonnet cut by pattern No. 8443 is shown in the girls' bonnet shaped according to pattern No. 8444, price 5d. or 10 cents. The front is made of a combination of embroidered and lace insertion strips, the crown is of lawn trimmed with a lace frill and so are the curtain and bow at the back, lace also following the front. The tie-strings are plain. In every instance the fronts of the bonnets are stiffened.

# Styles for Misses and Girls.

## MISSES' AND CHILDREN'S SUMMER FASHIONS.

(For Illustrations see Page 688.)

FIGURE D 47.—LITTLE GIRLS' TOILETTE.—This consists of a Little Girls' dress and guimpe. The dress pattern, which is No. 9994 and costs 7d. or 15 cents, is in seven sizes for little girls from two to eight years of age, and is shown again on page 690. The guimpe pattern, which is No. 9792 and costs 5d. or 10 cents, is in six sizes for girls from two to twelve years old.

Bayadère-striped gingham and embroidered edging were here selected for the dress, and fine nainsook for the guimpe. A row of insertion trims the full skirt near the lower edge, and insertion overlays the belt applied to the full body, which is closed at the back. The square neck is defined by a smooth Bertha of embroidered edging that is mitred to form points at the corners of the neck and over the short puff sleeves, which are completed with bands trimmed with edging and insertion.

The guimpe is prettily tucked in clusters with rows of insertion between, and the bishop sleeves are completed with wristbands decorated to match the dress sleeves.

All the soft Summer materials, like Madras, gingham, batiste and dimity, will be used for the dress, and the guimpe will usually be of lawn, mull, nainsook or Swiss.

The straw hat is adorned with ribbon and flowers.

FIGURE D 48.—LITTLE BOYS' MIDDY COSTUME.—This illustrates a Little Boys' costume. The pattern, which is No. 9962 and costs 10d. or 20 cents, is in four sizes for little boys from two to five years old, and is pictured in two views on page 694.

Middy costumes are always popular for small boys, and a specially jaunty style is here shown made up in a combination of cloth in a pretty shade and white flannel. The middy vest laps over the skirt in the characteristic way and is ornamented with an embroidered anchor and finished with a narrow neckband. The jacket opens over it all the way and has a large sailor-collar which is completely covered by a larger, buttoned-in collar of the white material that extends under the fronts to the lower edge. Buttons ornament the fronts below the collar. The skirt is laid in plaits turning toward the back, giving the effect of a broad box-plait at the center of the front. It is joined

Middy suits for general wear are made of serge, flannel, piqué, duck, chevot, etc., and a combination of red and blue is practical as well as effective, although the suits combining white and blue, red or green are, perhaps, prettier. The vest is usually trimmed just below the collar with a nautical emblem. The cap is in sailor style.




FIGURE NO. 183 G.—This illustrates MISSES' AFTERNOON TOILETTE.—The patterns are Misses' Tucked Shirt-Waist No. 9940, price 10d. or 20 cents; and Skirt No. 9855, price 10d. or 20 cents.

(For Description see Page 678.)

FIGURE D 49.—MISSES' AFTERNOON DRESS.—This represents a Misses' dress. The pattern, which is No. 9993, and costs 1s. or 25 cents, is in seven sizes for misses from ten to sixteen years of age, and is differently portrayed on page 678.

A shirred waist and straight full skirt compose this exceedingly pretty dress, for which flowered organdy was here used, lace insertion and a stylish ribbon stock and belt providing the decoration. The waist is given a deep, square yoke effect by cross rows of double tuck-shirrings, and the fulness resulting is drawn down trimly at the back but allowed to pouch softly in front. The waist is closed at the back, and from it the skirt hangs in pretty folds all round over a seven-gored foundation skirt. Double-frill caps fluff out over the tops of the sleeves, giving a stylish appearance of breadth to the figure.

The shirrings make the mode particularly well suited to soft materials, like challis, nun's-vailling, Swiss, lawn, silk, gingham and Madras, and for very dressy occasions Liberty silk could be chosen and made up over a pretty tint of silk. Lace and ribbon can be used to trim any of the materials mentioned, personal taste directing the manner of disposal.

The fancy straw hat is trimmed with ribbon and flowers.

FIGURE D 50.—MISSES' DRESS.—This illustrates a Misses' dress. The pattern which is No. 9943 and costs 1s. or 25 cents, is in seven sizes for misses from ten to sixteen years of age, and may be seen again on page 678.

This is a particularly graceful dress, the arrangement of frills giving an air of fluffiness and elaboration that is in accord with prevailing fashions. The combination of silk gingham and lace net here selected is very effective, and a pretty arrangement of ruffles of the material, ribbon in three widths and frills of lace at the wrists give a dainty completion. The full fronts and backs of the waist are shaped low in round outline, and above them is seen a smooth yoke-facing of lace net applied on the lining in place of a full yoke included in





9993

Front View.



9993

Back View.

MISSES' DRESS, WITH SHIRRED WAIST AND STRAIGHT, FULL SKIRT. (TO BE MADE WITH OR WITHOUT THE SEVEN-GORED FOUNDATION-SKIRT.)  
(For Description see Page 679.)

ered at the top fall from the round neck and spread over the short puff sleeves, which are finished with bands and frills, and their ends are quite far apart at the front and at the closing, which is made at the center of the back. The four-gored skirt, which is gathered at the back and trimmed with frills and insertion, is joined to the body. The simple guimpe is made of lawn and trimmed with insertion and edging. It closes at the back and is made with gathered fulness in the front and back, a standing collar and bishop sleeves.

India or China silk would be very dainty for a dress of this style, with fine lace and ribbon bows for decoration. The dress could be worn without a guimpe for party wear or with a guimpe of mull or soft silk.

The straw hat is becomingly bent and adorned with ribbon and flowers.

FIGURE No. 183 G.—MISSES' AFTERNOON TOILETTE.

For Illustration see Page 677.)

FIGURE No. 183 G.—This consists of a Misses' shirt-waist and skirt. The shirt-waist pattern, which is No. 9940 and costs 10d. or 20 cents, is in seven sizes for misses from ten to sixteen years of age, and is differently portrayed on page 687. The skirt pattern, which is No. 9855 and costs 10d. or 20 cents, is in seven sizes from ten to sixteen years old.

the pattern. A fluffy Bertha that narrows toward points at its front and back ends outlines the top of the full portions, and frills are arranged below in bolero outline, with novel effect. The waist and the standing collar completing it are closed at the back.

The skirt is in five gores and is prettily trimmed with three encircling frills of the material prettily spaced and headed with three graduated rows of ribbon.

The bountiful display of materials in the shops affords wide latitude in the choice of fabrics for making a dress of this style, as most of the Summer goods are suited to fluffy modes, and for trimming ruches of chiffon, lace edging, insertion and fine embroidery may be used.

Flowers and ribbon trim the hat prettily.

FIGURE D 51.—GIRLS' DRESS AND GUIMPE.—This consists of a Girls' dress and guimpe. The dress pattern, which is No. 9938 and costs 10d. or 20 cents, is in ten sizes for girls from three to twelve years of age, and is again pictured on page 679. The guimpe pattern, which is No. 9801 and costs 5d. or 10 cents, is in six sizes from two to twelve years old.

Daintily tinted lawn was here chosen for the dress, with fine embroidered insertion and a ribbon belt for decoration. The waist is made with slight gathered fulness in the front and back and is encircled by four frills of the material, the effect being novel and pleasing. Many-pointed Bertha-sections, gath-




9943



9943

Front View.



9943

Back View.

MISSES' DRESS, WITH SEPARATE FIVE-GORED SKIRT. (TO BE MADE WITH A HIGH OR ROUND NECK.)

(For Description see Page 679.)

Tucks are effectively introduced in both the skirt and shirt-waist composing this comfortable, stylish toilette. The shirt-waist is here shown made of figured India silk, with the

removable collar of white linen, and is pleasingly supplemented by a leather belt, satin band-bow and a pretty set of studs and link cuff-buttons. Small tucks arranged in groups of three are taken up in the fronts, back and sleeves, and becoming up in the fronts is collected in gathers at each side of an added box-plait through which the closing is made. The back has gathered fulness at the waist.

The skirt is five-gored and is gathered at the back, where it hangs in full folds. In it twelve tucks half an inch wide are arranged in two, four and six tucks, but, if preferred, six tucks an inch wide, similarly located, may be made instead.

When intended for afternoon wear toilettes like this will have the shirt-waist of plain or figured silk or of silk gingham. Flowers and ribbon trim the straw hat tastefully.




9938



9938

Front View.



9938

Back View.

GIRLS' DRESS, WITH FOUR-GORED SKIRT. (TO BE WORN WITH OR WITHOUT A GUMPE.)

(For Description see Page 681.)

MISSES' DRESS, WITH SHIRRED WAIST AND STRAIGHT, FULL SKIRT. (TO BE MADE WITH OR WITHOUT THE SEVEN-GORED FOUNDATION SKIRT.)

(For Illustrations see Page 678.)

No. 9993.—At figure D 49 in this magazine this dress is



9954

Front View.



9954

Back View.



9954

communion and other occasions is here represented made of white organdy and trimmed with satin ribbon and lace. The pretty waist has a lining fitted by single bust darts and the customary seams, and is rendered smooth at the sides by under-arm darts. The front and backs are given a deep, square-yoke effect at the top by double rows of crosswise tuck-shirrings; and gathers adjust the fulness at the waist, the front puffing out prettily. Double frill caps stand out jauntily on the two-seam sleeves, which are made over coat-shaped linings and gathered at the top. A frill of the material decorated with two rows of narrow satin ribbon decorates the wrist and above it are seven rows of similar ribbon. The standing collar is trimmed with rows of ribbon and a frill of lace. The straight, full skirt, which is hung over a seven-gored foundation skirt, is gathered at the top and deeply hemmed at the bottom; it is joined to the waist, and six rows of the ribbon decorate it above the hem. The skirt measures three yards and a fourth round at the foot in the middle sizes. A sash of ribbon ending in a bow and long ends at the back encircles the waist.

Any of the sheer dress materials may be made up by this mode, among which may be mentioned Swiss, fine lawn, Liberty silk and *mousseline de l'Inde*. Ribbon and lace will provide tasteful garniture. Soft woollens and many varieties of silk are also suitable and may be trimmed as fancifully as desired. A charming creation is of soft French challis showing a cream ground with tiny pink buds scattered upon it. Narrow black velvet ribbon is the chief decoration, while broader ribbon is used for the sash.

We have pattern No. 9993 in seven sizes for misses from ten to sixteen years of age. To make the dress for a miss of twelve years, will require five yards and three-fourths of goods thirty-six inches wide. Price of pattern, 1s. or 25 cents.

GIRLS' TUCKED DRESS. (TO BE MADE WITH HIGH OR LOW NECK AND WITH FULL-LENGTH OR SHORT SLEEVES.)

(For Description see Page 680.)



9965

Front View.



9965

Back View.



9965

MISSES' DRESS, WITH SEPARATE FIVE-GORED SKIRT. (TO BE MADE WITH A HIGH OR ROUND NECK.)

(For Illustrations see Page 678.)

No. 9943.—This dress is again illustrated at figure D 50 in this magazine.

A beautiful dress for graduation and other occasions is here depicted made of organdy and trimmed quite elaborately with ribbon and ruffles. The waist though soft and fluffy is made substantial by a well-fitted lining. It is closed at the back, and may be made with a high or round neck, as illustrated. The full front is joined to the full backs in shoulder and under-arm seams, and both front and backs are

GIRLS' TUCKED DRESS. (TO BE MADE WITH HIGH OR ROUND NECK AND WITH FULL-LENGTH OR SHORT SLEEVES.)

(For Description see Page 681.)

shown differently made up, though with equally pleasing effect. A dress charmingly girlish and dainty for graduation, first

gathered at the upper edge and at the waist, the front puffing out softly. When made with a high neck, a round yoke, that is drawn into full folds by gathers at the upper and lower edges, forms the upper part of the waist, and the neck is finished with a standing collar about which is arranged a pretty ribbon stock. A charming fluffy Bertha is formed of two smooth circular portions, each outlined with a gathered frill and covered with a narrower frill, all curved to points at the ends, which meet at the center of the front and back. Narrower frills are arranged on the front and backs in bolero outline, the effect being wonderfully pretty and graceful. The

ment the entire length with encircling rows of narrow ribbon.

The skirt comprises five gores and is smooth at the front and over the hips. It is gathered at the back, where it falls in rolling folds, and measures about three yards round at the bottom in the middle sizes. Three ribbon-edged frills, prettily spaced and each headed with a row of ribbon, decorate the skirt, and a ribbon sash encircles the waist and is tied in a bow hav-



9934




FIGURE NO. 184 G.—This illustrates MISSES' STREET TOILETTE.—The patterns are Misses' One-Button Cutaway Jacket No. 1639, price 10d. or 20 cents; Shirt-Waist No. 9893, price 10d. or 20 cents; and Skirt No. 9842, price 10d. or 20 cents.

(For Description see Page 681.)

two-seam sleeves are gathered at the top and follow the arm closely; they are finished with frills at the wrist and orna-



9934

Front View.



9934

Back View.

GIRLS' DRESS, WITH FOUR-GORED SKIRT.

(For Description see Page 682.)

ing long ends that extend almost to the bottom of the skirt.

The dress may also be prettily made up in dimity, lawn, plain and dotted Swiss and similar materials and also in taffeta, China and Liberty silk and in such wool weaves as cashmere, challis, etc. Lace or embroidered edging and insertion, beading and ribbon are available for decoration.

We have pattern No. 9943 in seven sizes for misses from ten to sixteen years old. To make the dress for a miss of twelve years, requires nine yards and five-eighths of goods twenty-two inches wide. Price of pattern, 1s. or 25 cents.

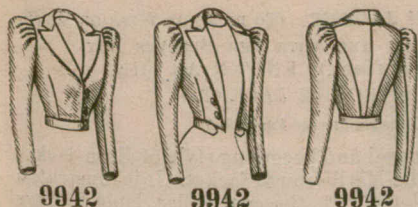
GIRLS' TUCKED DRESS. (TO BE MADE WITH HIGH OR LOW NECK AND WITH FULL-LENGTH OR SHORT SLEEVES.)

(For Illustrations see Page 679.)

No. 9954.—By referring to figure No. 188 G in this magazine, this dress may be seen differently developed.

Osgandy was here selected for the attractive dress, which is made quite decorative by tucks. The pretty waist, which is made over a lining fitted by single bust darts and shoulder and under-arm seams, has seven moderately wide tucks encircling it under the arms. It is closed at the back and may be made with a high or low neck and with short or full-length sleeves. In the high neck a smooth round yoke, shaped by shoulder seams, joins the top of the full front and full backs, which are gathered at the top and at the waist and droop slightly all round over the belt. The high neck is completed with a standing ruche, over which is arranged a ribbon-bordered ruche of the material; and a similar ruche outlines the yoke. The full-length sleeves are close-fitting coat sleeves with tucked puffs at the top and a ribbon-edged ruche at the wrist; and the short sleeves are tucked puffs on a smooth lining and completed with bands. A cluster of five tucks is taken up in the straight, full skirt just above the hem, and the skirt is gathered and joined to the waist. A sash of the material having rounding ends is tied in a knot with long ends at the back, the ends being edged with a frill of narrow ribbon.

China or taffeta silk, Swiss, lawn, challis, vailing and any of the many fabrics suitable for the season will be appropriate for the development of this mode, and ribbon, lace or embroidered edging and insertion are available for ornamentation.

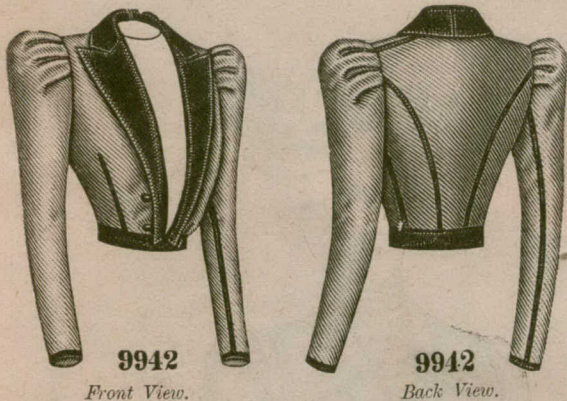


We have pattern No. 9954 in nine sizes for girls from four to twelve years of age. For a girl of nine years, the garment needs

gle bust darts and shoulder and under-arm seams and is closed with hooks and eyes at the back. The full front and full backs are joined in shoulder and under-arm seams, and their pretty fullness is collected in gathers at the top and at the waist. The neck is cut in low rounding outline and finished with a cording, and a belt is applied to the bottom of the waist. A pretty feature is a Bertha in two sections, that are wide apart at the front and back and shaped in points at the lower edge; the circular shaping of the sections cause them to ripple prettily, and a ribbon-edged ruching of the material borders the edges. The short puff sleeves are made over smooth linings and finished with ribbon-trimmed bands and frills of the material. The four-gored skirt, which is joined to the waist, has a smooth front-gore, a gore at each side that ripples prettily below the hips and a gathered back-breadth that falls in soft folds. Three frills of the material, edged and headed with ribbon, ornament the skirt and accord with the decoration on the wrist. A sash of ribbon tied in a bow with long ends at the back gives the finishing touch.

Charming little dresses of this style may be constructed from soft silk, nainsook, dimity, lawn, plain or dotted Swiss, chambray and fine gingham, with a trimming of lace, ruchings or frills of the material, ribbon and fancy braid.

We have pattern No. 9938 in ten sizes for girls from three to twelve years old. To make the dress for a girl of nine years, needs two yards and three-fourths of goods thirty-six inches wide. Price of pattern, 10d. or 20 cents.



Front View.

Back View.

MISSES' BELTED ETON JACKET. (TO BE MADE WITH OR WITHOUT A CENTER SEAM AND WITH THE SLEEVES BOX-PLAITED OR GATHERED.) KNOWN AS THE MARLBOROUGH JACKET.

(For Description see Page 682.)

five yards and a fourth of goods thirty-six inches wide. Price of pattern, 10d. or 20 cents.

GIRLS' TUCKED DRESS. (TO BE MADE WITH HIGH OR ROUND NECK AND WITH FULL-LENGTH OR SHORT SLEEVES.)

(For Illustrations see Page 679.)

No. 9965.—Another view of this dress is given at figure No. 189 G in this number of THE DELINEATOR.

Dotted challis was used for this becoming little dress, with white lace insertion and edging for decoration. The dress may be made with a high or round neck and with full-length or short sleeves, as illustrated. The waist is provided with a lining that is fitted by single bust darts and under-arm and side-back gores, and the closing is made invisibly at the back. The full front and full backs, which are shaped low at the top, are gathered at the top and bottom and puff out prettily with just a slight droop. When the dress is high-necked, the lining is faced above the full portions to have the effect of a round yoke, and the neck is finished with a standing collar. A full gathered Bertha in two sections that are wide apart at the front and back fluffs out prettily over the sleeves, which may be short puffs or full-length coat sleeves with puffs at the top. Two encircling clusters of three small tucks are taken up in the body, and a row of insertion heads each cluster, producing quite an elaborate effect. A cluster of three tucks is made in the straight, full skirt above a deep hem; and the skirt is gathered at the top and joined to the waist.

This dress may be developed in challis, silk, cashmere, lawn, organdy, chambray and gingham, and may be daintily trimmed with lace, embroidery, ribbon, braid and gimp.

We have pattern No. 9965 in eight sizes for girls from five to twelve years of age. For a girl of nine years, the dress needs four yards and seven-eighths of goods thirty inches wide. Price of pattern, 10d. or 20 cents.

GIRLS' DRESS, WITH FOUR-GORED SKIRT. (TO BE WORN WITH OR WITHOUT A GUMPE.)

(For Illustrations see Page 679.)

No. 9938.—By referring to figure D 51 in this number of THE DELINEATOR, this dress may be again observed.

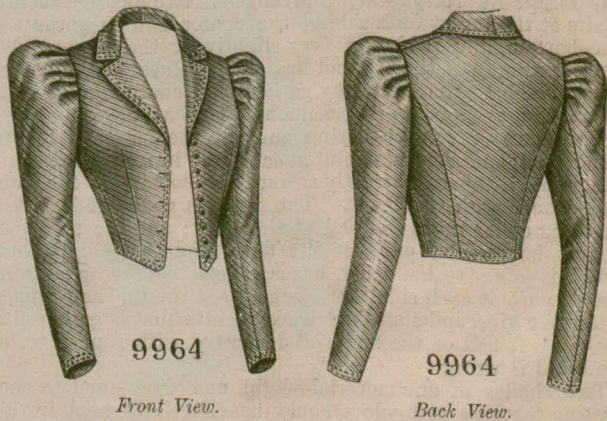
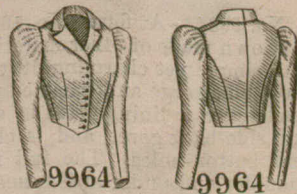
This simple, attractive dress is here pictured made of organdy, and a dainty, fluffy effect is given the waist by four encircling frills of the material edged and headed with narrow ribbon. The waist is provided with a lining fitted by sin-

FIGURE No. 184 G.—MISSES' STREET TOILETTE.

(For Illustration see Page 680.)

FIGURE No. 184 G.—This consists of a Misses' cutaway jacket, shirt-waist and skirt. The jacket pattern, which is No. 1639 and costs 10d. or 20 cents, is in seven sizes for misses from ten to sixteen years of age and is shown again on page 682. The skirt pattern, which is No. 9842, and the shirt-waist pattern, No. 9893, each costing 10d. or 20 cents, are in seven sizes for misses from ten to sixteen years old.

The toilette is up to date in the lines and cut of its smart jacket or blazer and skirt, which are of cool gray linen. The jacket is a one-button cutaway style, short, jaunty and graceful. It is closed with a single button and button-hole below small lapels that form wide notches with the ends of the rolling collar, and separate with a decided flare below. Openings to inserted side-pockets are covered with laps that are square-cornered to match the fronts. If preferred, the corners of the fronts and laps may be round. The back is fitted in coat style and made with coat-laps



Front View.

Back View.

MISSES' ETON JACKET. (TO BE WORN OPEN OR CLOSED AND MADE WITH OR WITHOUT A CENTER SEAM AND WITH THE SLEEVES PLAITED OR GATHERED.) KNOWN AS THE DRILL JACKET.)

(For Description see Page 685.)

and coat-plaits; and the sleeves are plaited at the top, but may be gathered, if preferred. Stitching finishes the edges.



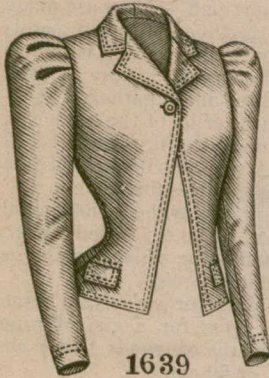
1639

The skirt is seven-gored and may be gathered or plaited at the back. The seams are lapped and stitched in tailor style. The shirt-waist is of figured percale. It has full, pouch fronts with four deep, downward-turning tucks at each side of a box-plait, through which the closing is made, a removable collar, a pointed yoke applied on the

MISSES' BELTED ETON JACKET. (TO BE MADE WITH OR WITHOUT A CENTER SEAM AND WITH THE SLEEVES BOX-PLAILED OR GATHERED.) KNOWN AS THE MARLBOROUGH JACKET.

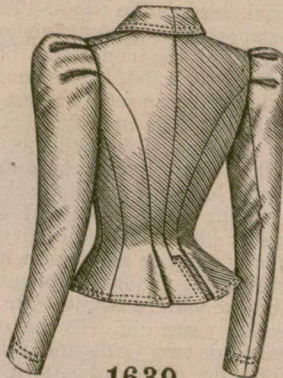
(For Illustrations see Page 681.)

No. 9942.—This is a novel and becoming style of Eton jacket fashionably known as the Marlborough jacket. It is illustrated made of green faced cloth, with the coat collar, lapel facings and belt of green velvet. The back may be made with or with-



1639

Front View.



1639

Back View.

MISSES' ONE-BUTTON CUTAWAY JACKET OR BLAZER. (TO BE MADE WITH SQUARE OR ROUND LOWER FRONT CORNERS AND WITH THE SLEEVES PLAILED OR GATHERED.)

(For Description see Page 685.)

back and stylish sleeves finished with link cuffs. A four-in-hand tie and leather belt are worn.

Duck and linen crash are other materials popular for street suits this Summer, but economical mothers may select serge or cheviot, which can be worn later in the season. The shirt-waist will be of batiste, lawn, chambray or wash silk.

The walking hat is banded with ribbon and ornamented with a wing.

#### GIRLS' DRESS, WITH FOUR-GORED SKIRT.

(For Illustrations see Page 680.)

No. 9934.—At figure No. 187 G in this magazine this dress is shown made of other materials.

A simple yet charming little dress is here pictured made of navy-blue serge and trimmed with white braid. The body is made over a lining fitted by single bust darts and under-arm and side-back gores, and is closed at the back with buttons and button-holes. The full front is joined to the backs in shoulder and under-arm seams and is shaped in V outline at the top, revealing a braid-trimmed shield that is adjusted on the lining; its pretty fullness is arranged in two forward-turning plaits at the top at each side of the center and in gathers at the bottom, and it blouses very slightly at the center. The back is smooth at the top and has slight fullness at the bottom drawn well to the center by gathers. A charming accessory is an oddly shaped waist-ornament, that has the effect of a deep square collar with flaring ends at the back; it follows the V neck and shapes a point at each side in front, and below the points it tapers narrowly toward the bottom of the waist and droops with the front. The neck is completed with a standing collar that is closed at the back; and the two-seam sleeves have short puffs at the top. The four-gored skirt, which is joined to the waist, has a smooth, narrow front-gore, a wide gore at each side that is smooth at the top and ripples below the hips, and a straight back-breadth that is gathered at the top. A belt of the material decorated with four rows of the braid is worn.

Two shades of one material—light and dark—or two contrasting textures and colors could be effectively used in this dress, and braid, appliqué trimming, narrow velvet or satin ribbon would be effective for decoration. For example, the dress could be made of navy-blue duck decorated with white braid.

We have pattern No. 9934 in eight sizes for girls from five to twelve years of age. To make the dress for a girl of nine years, requires three yards and an eighth of goods 40 inches wide. Price of pattern, 10d. or 20 cents.




FIGURE No. 185 G.—This illustrates MISSES' VISITING TOILETTE.—The patterns are Misses' Blouse-Waist No. 9968, price 10d. or 20 cents; and Skirt No. 9802, price 10d. or 20 cents.

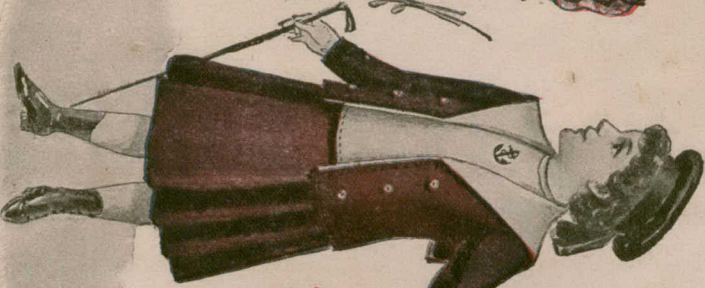
(For Description see Page 685.)

out a center seam and is given beautiful lines by wide side-back gores. The fronts are fitted by single bust darts and may

(Descriptions Continued on Page 685.)



D 47.



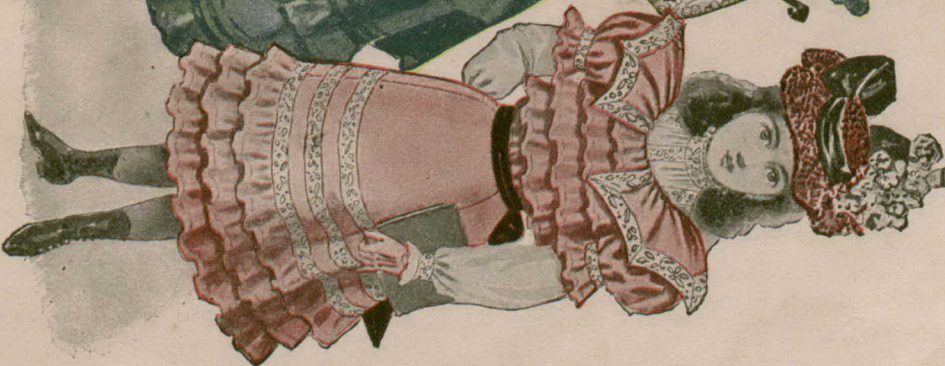
D 48.



D 49.



D 50.



D 51.

*Misses and Children's Summer Fashions.*

DESCRIBED ON PAGE 677

THE DELINEATOR.

JUNE, 1898.

Note the

REDUCTION IN PRICES

of Patterns of New Fashions  
in this issue.

Correspondingly

Reduced Prices

will be

quoted with all New Styles  
as Published.

THE DELINEATOR PUBLISHING CO.  
Of Toronto (Limited).

(Descriptions Continued from Page 682.)

be rolled to the waist, the lapels lapping over the belt in points, or they may be rolled to the bust and fastened below with silk cord loops and olive buttons. The seams of the jacket are finished with pipings of velvet, and the belt finishing the bottom of the jacket has its ends finished in points. The two-seam sleeves may be gathered or arranged in five box-plaits at the top; the seams and wrists are piped with velvet.

Lady's-cloth and broadcloth in dark-brown, castor, silver-gray, royal, military and cadet blue, as well as serge, cheviot, piqué, duck, etc., will be satisfactory for the jacket. It may be decorated with braid or the collar and lapels may be faced with heavy silk, satin or velvet. The jacket may be finished with machine-stitching, if a plain completion be desired.

We have pattern No. 9942 in seven sizes for misses from ten to sixteen years of age. For a miss of twelve years, the jacket needs a yard and a fourth of goods fifty-four inches wide, with seven-eighths of a yard of velvet twenty inches wide for the belt, collar, facings and to trim. Price of pattern, 10d. or 20 cents.

MISSES' ETON JACKET. (TO BE WORN OPEN OR CLOSED AND MADE WITH OR WITHOUT A CENTER SEAM AND WITH THE SLEEVES PLAITED OR GATHERED.) KNOWN AS THE DRILL JACKET.)

(For Illustrations see Page 681.)

No. 9964.—The smart Eton jacket here pictured is known as the drill jacket and is made of serge and finished in tailor style with machine-stitching. It is closely fitted by single bust darts and wide under-arm gores, and the back may be made with or without a center seam, as illustrated. The fronts are rolled in small lapels that form notches with the ends of the rolling collar; and they may be worn open or may be closed with buttons and button-holes below the lapels. The two-seam sleeves may be gathered at the top or arranged



FIGURE NO. 186 G.—This illustrates MISSES' JACKET AND SHIRT-WAIST.—The patterns are Misses' Eton Blouse-Jacket No. 9989, price 10d. or 20 cents; and Shirt-Waist No. 9851, price 10d. or 20 cents. (For Description see Page 686.)

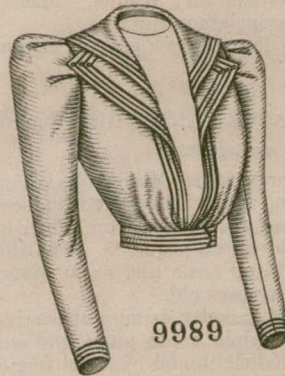
part of the sleeves. Pearl-gray piqué, having narrow white braid in plain or fancy design on the edges would be specially

attractive for wear with a gored skirt of the same material, having the same outlined with the braid or machine-stitched to produce the popular tailor finish.

We have pattern No. 9964 in seven sizes for misses from ten to sixteen years of age. To make the jacket for a miss of twelve years, will require a yard and an

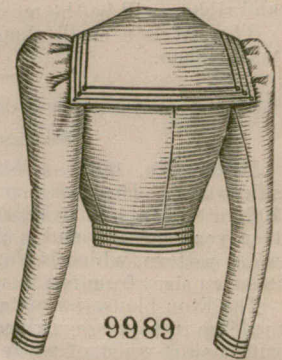


9989



9989

Front View.



9989

Back View.

MISSES' ETON BLOUSE-JACKET. (TO HAVE THE SLEEVES PLAITED OR GATHERED.)

(For Description see Page 684.)

eighth of goods fifty-four inches wide. Price of pattern, 10d. or 20 cents.

MISSES' ONE-BUTTON CUTAWAY JACKET OR BLAZER. (TO BE MADE WITH SQUARE OR ROUND LOWER FRONT CORNERS AND WITH THE SLEEVES PLAITED OR GATHERED.)

(For Illustrations see Page 682.)

No. 1639.—At figure No. 184 G in this magazine this jacket is again shown.

A stylish one-button cutaway jacket or blazer is here portrayed made of brown serge and finished with machine-stitching. The fronts are reversed in small pointed lapels, which form wide notches with the ends of the rolling collar; they are closed below the lapels with one button and button-hole and then flare in cutaway style, and the lower front corners may be square or rounding, as preferred. Pockets covering openings to inserted pockets in the fronts may have square or rounding lower front corners to correspond. The jacket is closely adjusted at the sides and back by under-arm and side-back gores and a curving center seam, and coat-laps and coat-plaits are arranged in true coat style. The two-seam sleeves may be gathered at the top or arranged in three box-plaits between two upward-turning plaits, as illustrated.

Cloth, tweed, cheviot, serge and novelty wool suiting will be selected to make the jacket, and machine-stitching gives the neatest finish.

We have pattern No. 1639 in seven sizes for misses from ten to sixteen years of age. For a miss of twelve years, the jacket needs a yard and a half of goods fifty-four inches wide. Price of pattern, 10d. or 20 cents.

FIGURE NO. 185 G.—MISSES' VISITING TOILETTE.

(For Illustration see Page 682.)

FIGURE NO. 185 G.—This consists of a Misses' blouse-waist and skirt. The blouse-waist pattern, which is No. 9968 and costs 10d. or 20 cents, is in seven sizes for misses from ten to sixteen years old, and is again pictured on page 687. The skirt pattern, which is No. 9802 and costs 10d. or 20 cents, is in five sizes from twelve to sixteen years of age.

A tasteful combination is here arranged in this dressy toilette with plaid and plain zephyr gingham, baby ribbon providing the simple decoration. The skirt is in three-piece style gathered at the back, and on it is a graduated circular flounce that is deepest at the back, where it falls in with the full folds of the skirt.

The blouse-waist has novel fronts that pouch slightly at the center and close under a box-plait below a shield that fills in



the open neck. The back has fulness in the lower part drawn down tightly; and over it the sailor collar falls deep and square. A standing collar rises above the sailor collar, which has broad ends from beneath which start ribbon ties that are knotted in sailor fashion at the top of the closing. The two-seam sleeves are gathered at the top.

The styles embraced in this toilette present new and pleasing features, and will lend themselves to such fabrics as chambray, Madras, percale, serge, cashmere, taffeta and India and foulard silks, with most satisfactory results. Insertion and ribbon will be the most appropriate garnitures.

The hat is a small shape in fancy straw prettily trimmed with ribbon.

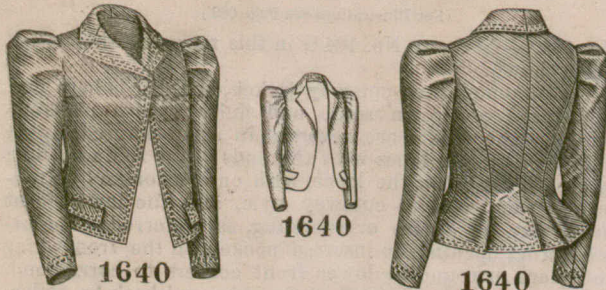
FIGURE NO. 186 G.—MISSES' JACKET AND SHIRT-WAIST.

(For Illustration see Page 685.)

FIGURE NO. 186 G.—This represents a Misses' jacket and shirt-waist. The jacket pattern, which is No. 9989 and costs 10d. or 20 cents, is in seven sizes for misses from ten to sixteen years of age, and is also shown on page 685. The shirt-waist pattern, which is No. 9851 and costs 10d. or 20 cents, is in seven sizes from ten to sixteen years old.

The Eton blouse-jacket, a smart novelty, is here attractively made up in bayadère-striped and plain white piqué and worn with a shirt-waist of white piqué brightened by a red four-in-hand scarf. The fronts of the jacket, which have gathered fulness at the bottom, meet under the belt, over which they droop slightly at the center, and separate with a flare toward the shoulders; they are reversed at the top in large triangular lapels that are overlapped by the pointed ends of a large sailor-collar that falls square over the back, which is fitted smoothly with only a center seam. The sleeves are in this instance plaited, but they may be gathered, if preferred.

The shirt-waist has a removable collar and is made with a square yoke above a full back, and its full fronts are closed through a box-plait either by buttons and button-holes or studs.



1640

1640

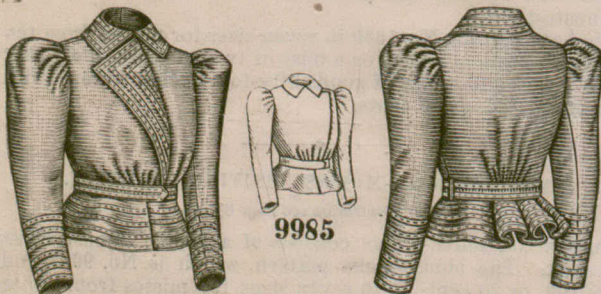
1640

Front View.

Back View.

GIRLS' ONE-BUTTON CUTAWAY JACKET OR BLAZER. (TO BE MADE WITH SQUARE OR ROUND LOWER FRONT CORNERS AND WITH THE SLEEVES BOX-PLAITED OR GATHERED.)

(For Description see this Page.)



9985

9985

9985

Front View.

Back View.

GIRLS' RUSSIAN BLOUSE-JACKET, WITH PEPLUM. (TO HAVE THE RIGHT FRONT TURNED OVER IN A REVERS OR THE CLOSING MADE IN A DOUBLE-BREASTED STYLE.)

(For Description see Page 687.)

Among the new styles of jackets shown the Eton blouse jacket is prominent. Made of serge, whipcord, covert cloth or chevot, it may be worn in the intermediate season also. Just

now crash, linen or duck is preferably developed and will scarcely be burdensome over the thin shirt-waist on warm days.

Ribbon and flowers adorn the straw hat.

MISSES'

ETON BLOUSE-JACKET. (TO

HAVE THE SLEEVES PLAITED OR GATHERED.) (For Illustrations see Page 685.)

No. 9989.—Another view of this stylish blouse-jacket is given at figure No. 186 G in this number of THE DELINEATOR.

An exceedingly pretty style of Eton blouse-jacket is here illustrated made of piqué and trimmed with wash braid. It is shaped by a center seam and shoulder and under-arm seams. The fronts are smooth at the top, but have fulness taken up in two rows of gathers under a fitted belt having pointed ends; they pouch slightly and are apart all the way, folding over in triangular revers to below the bust and prettily displaying the waist or vest with which it will be worn.

A sailor collar falling deep and square at the back has tapering ends, which are joined to the fronts so as to lap upon the revers, producing a very novel effect. The two-seam sleeves may be gathered at the top or arranged in three box-plaits between two upward-turning plaits.

This blouse-jacket may be admirably developed in broad-cloth, serge, covert suiting, mohair, piqué, etc. A braid decoration is the most popular finish.

We have pattern No. 9989 in seven sizes for misses from ten to sixteen years of age. To make the jacket for a miss of twelve years, needs a yard and three-eighths of goods fifty-four inches wide. Price of pattern, 10d. or 20 cents.

GIRLS' ONE-BUTTON CUTAWAY JACKET OR BLAZER. (TO BE MADE WITH SQUARE OR ROUND LOWER FRONT CORNERS AND WITH THE SLEEVES BOX-PLAITED OR GATHERED.)

(For Illustrations see this Page.)

No. 1640.—Navy-blue serge was selected for this stylish little cutaway jacket or blazer, with machine-stitching for the tailor finish. At the sides and back the garment is gracefully fitted by under-arm gores and a curving center seam, the center seam ending above coat-laps, and coat-plaits being arranged at




FIGURE NO. 187 G.—This illustrates GIRLS' AFTERNOON DRESS.—The pattern is No. 9934, price 10d. or 20 cents.

(For Description see Page 687.)

the side-back seams. The fronts are reversed in small pointed lapels that form small notches with the ends




FIGURE No. 188 G.—This illustrates GIRLS' TUCKED DRESS.—The pattern is No. 9954, price 10d. or 20 cents. (For Description see Page 688.)

eighths of goods forty inches wide. Price of pattern, 7d. or 15 cents.

GIRLS' RUSSIAN BLOUSE-JACKET, WITH PEPLUM. (TO HAVE THE RIGHT FRONT TURNED OVER IN A REVERS OR THE CLOSING MADE IN DOUBLE-BREADED STYLE.) (For Illustrations see Page 686.)

No. 9985.—A novel little blouse-jacket in Russian style is here pictured made of piqué and trimmed with washable braid. The seamless back is joined to the fronts in shoulder and under-arm seams and is smooth across the shoulders, but has slight fulness drawn well to the center by gathers at the waist. Gathers at the waist also adjust the fulness in the fronts, which pouch slightly. The right front may be rolled back in a lapel to the waist, or the closing may be made in double-breasted style as shown in the engravings. A circular peplum, that is laid in a box-plait at each side of the center seam, is joined to the body under a braid-trimmed belt that is passed through upright straps at the under-arm seams and closed in front. At the neck is a rolling collar that has widely flaring ends. The sleeves are shaped by an inside and outside seam and are gathered at the top to



9940

stand out moderately, but fit snugly from elbow to wrist. Serge, cheviot, fine cloth and wool suiting may be selected for this blouse-jacket. A braid ornamentation gives the most approved finish.

We have pattern No. 9985 in eight sizes for girls from three to ten years of age. To make the jacket for a girl of seven years, requires two yards and five-eighths of goods twenty-seven inches wide. Price of pattern, 7d. or 15 cents.

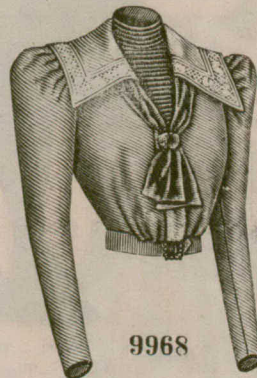
FIGURE No. 187 G.—GIRLS' AFTERNOON DRESS. (For Illustration see Page 686.)

FIGURE No. 187 G.—This illustrates a Girls' dress. The pattern, which is No. 9934 and costs 10d. or 20 cents, is in eight sizes for girls from five to twelve years of age, and is shown again on page 680.

A novel feature of this dress is an oddly shaped waist-ornament made of white piqué, the dress itself showing a tasteful combination of checked gingham and fine white piqué, with rows of baby ribbon and an appliqué ornament for the dainty trimming. The back of the waist has fulness at the bottom at each side of the closing, and over it at the top falls the square, collar-like portion of the waist ornament, its ends flaring at the center. At the front the ornament is of fancy outline and reaches to the waist, pouching with the front, which is gathered at the top and bottom and cut in V shape to reveal a shield arranged on the lining. The sleeves have short puffs at the top, and the neck is completed with a standing collar.

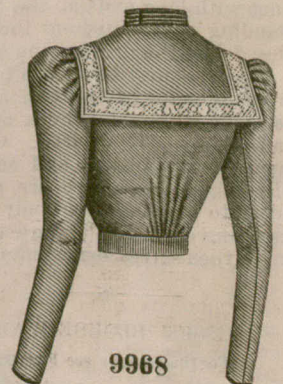


9968



9968

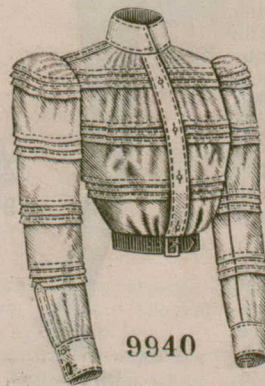
Front View.



9968

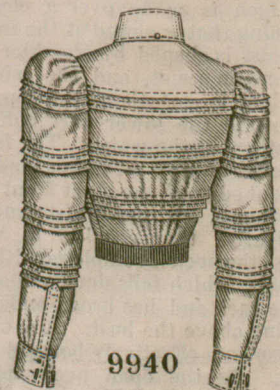
Back View.

MISSES' BLOUSE-WAIST. (For Description see Page 688.)



9940

Front View.



9940

Back View.

MISSES' TUCKED SHIRT-WAIST, WITH REMOVABLE COLLAR. (For Description see Page 688.)

The four-gored skirt is gathered at the back and joined to the body; and the applied belt is of white piqué.

The dress will be chosen for making up zephyr gingham,

chambray, batiste, dimity or lawn in combination with fancy tucking or all-over embroidery, and with silk for the shield and waist ornament. Lace can be prettily utilized for trimming all these materials, and ribbon can always be added.

The straw hat is trimmed with flowers and ribbon.

**FIGURE No. 188 G.—GIRLS' TUCKED DRESS.**

(For Illustration see Page 687.)

**FIGURE No. 188 G.**—This illustrates a Girls' tucked dress. The pattern, which is No. 9954 and costs 10d. or 20 cents, is in nine sizes for girls from four to twelve years of age, and is differently portrayed on page 679.

Tucks of moderate depth give a charming, fanciful air to an otherwise simple dress, which is here shown prettily developed in pink lawn, with a ruche decoration of white lace edging. A group of tucks is made above the hem of the full skirt, and similar tucks encircle the body, under the arms. The stylish puffs arranged on the coat-shaped sleeves are likewise tucked. The front and backs have pretty fullness and are joined to a round yoke; they pouch slightly over a ribbon sash that is tied in a sailor knot with long ends at the back. A standing collar finishing the neck is closed like the dress at the back.

The dress may be chosen for ordinary uses or for party wear, as it may be made with a low neck and short puff sleeves, if desired. Organdy, lawn, dimity, challis and soft India silk or fine cashmere are perfectly suited to the mode, and only a simple trimming is needed, because the tucks are in themselves ornamental.

**MISSES' BLOUSE-WAIST.**

(For Illustrations see Page 687.)

No. 9968.—By referring to figure No. 185 G in this magazine, this blouse-waist may be seen differently made up.

Camel's-hair is here combined with silk in this attractive blouse-waist, which is made over a close-fitting lining that is closed at the front. The waist is shaped by shoulder and under-arm seams, and the wide back, which is smooth at the top, has fullness in the lower part collected in gathers at the waist. The fronts are closed under a box-plait made at the front edge of the right front and are gathered at the waist and pouch slightly; they are low in V shape, and the neck is completed with a sailor collar, which falls deep and square at the back and has broad ends terminating above the bust. A row of lace insertion effectively borders the collar. In the open neck appears a shield of tucked silk that is adjusted on the lining, and the standing collar, also of tucked silk, closes at the side. The plaited ends of silk ties are tacked under the ends of the sailor collar, and the ties are arranged in a sailor knot over the box-plait. The gathered two-seam sleeves have coat-shaped linings and are finished at the wrist with a piping

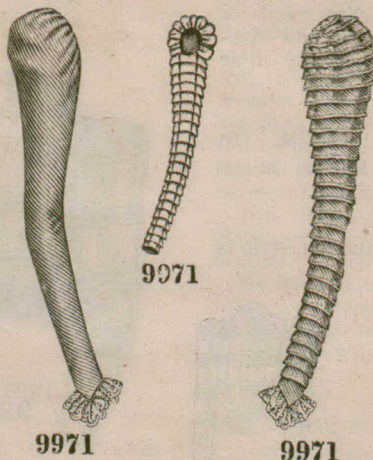
of silk. The belt is fastened at the front with a fancy buckle. The blouse-waist may be made up in combinations of blue, white, red, tan and green flannel or serge and will also be effective in wool suiting combined with silk. Braid, appliqué trimming or lace insertion will trim it attractively.

We have pattern No. 9968 in seven sizes for misses from ten to sixteen years of age. For a miss of twelve years, the waist needs a yard and five-eighths of dress goods forty inches wide, with a yard and an eighth of silk twenty inches wide for the chemisette, standing collar and tie. Price of pattern, 10d. or 20 cents.



**FIGURE No. 189 G.—This illustrates GIRLS' TUCKED DRESS.**—The pattern is No. 9965, price 10d. or 20 cents.

(For Description see this Page.)



**MISSES' AND GIRLS' TWO-SEAM DRESS SLEEVE.** (TO BE TUCKED OR PLAIN AND FINISHED PLAIN OR IN A VENETIAN POINT AT THE WRIST.)

(For Description see Page 689.)

**MISSES' TUCKED SHIRT-WAIST, WITH REMOVABLE COLLAR.**

(For Illustrations see Page 687.)

No. 9940.—By referring to figure No. 183 G in this magazine, this shirt-waist may be seen differently made up.

The pretty tucked shirt-waist is here shown made of zephyr gingham and has a removable standing collar with slanting ends. Becoming fullness in the fronts is collected in gathers at the neck and at the waist; and the back is smooth at the top but has gathered fullness at the waist, the gatherings at the waist being tacked to stays. Three clusters of three small tucks are taken up in the fronts and back, the tucks appearing continuous at the sides; and the fronts are closed at the center with buttons and button-holes or studs through an added box-plait. The one-seam shirt sleeves are given quite a novel effect by four clusters of encircling tucks, the lowest cluster coming at the top of the openings, which are finished with the regulation underlaps and pointed overlaps; they are gathered at the top and bottom and finished with straight link cuffs. The neck is finished with a fitted band, and a leather belt is worn.

Silk and woollen textures, chambray, lawn, organdy, percale and any of the many beautiful wash fabrics now popular will develop prettily by this mode.

We have pattern No. 9940 in seven sizes for misses from ten to sixteen years old. To make the shirt-waist for a miss of twelve years, will require two yards and a fourth of goods thirty-six inches wide. Price of pattern, 10d. or 20 cents.

**FIGURE No. 189 G.—GIRLS' TUCKED DRESS.**

(For Illustration see this Page.)

**FIGURE No. 189 G.**—This represents a Girls' tucked dress. The pattern, which is No. 9965 and costs 10d. or 20 cents, is in eight sizes for girls from five to twelve years old, and may be seen again on page 679.

Dresses of a soft fluffy style like this are always becoming to little women. In this instance the dress is pictured made of dark-blue challis polka-dotted in white, with a tasteful decoration of lace insertion and edging. A straight, full skirt in which three tucks are taken up just above the hem hangs from the body, which has a full front

and full back that puff out softly. Two groups of fine tucks encircle the body with decorative effect. The dress is closed at the back, and deep frills that are wide apart at the front and back spread over the short puff sleeves in a pretty fluffy way. The dress may be made with a high neck and long sleeves.

There are few modes that will give more general satisfaction than this, and as it is simple of construction and fanciful in effect, the dress may be chosen for both best and every-day wear, the intended use determining the material and trimming. Tiny frills of the material may be used for ornamenting frocks of sheer fabrics, also lace and ribbon.

MISSES' AND GIRLS' TWO-SEAM DRESS SLEEVE. (TO BE TUCKED OR PLAIN AND FINISHED PLAIN OR IN A VENETIAN POINT AT THE WRIST.) (For Illustrations see Page 688.)

No. 9971.—This stylish sleeve, which is shaped by two seams, may be plain, or it may be arranged in small downward-turning tucks all the way from the top to the wrist. It is gathered at the top and may be finished plain or in a Venetian point at the wrist and decorated with a frill of lace.

The sleeve may be made up in silk, grenadine, challis, cashmere, camel's-hair, lawn, chambray, dimity, gingham, etc., and decorated according to taste.

We have pattern No. 9971 in six sizes from six to sixteen years old. For a miss of twelve years, a pair of tucked sleeves requires a yard and three-fourths of goods thirty-six inches wide; a pair of plain sleeves needs three-fourths of a yard in the same width. Price of pattern, 5d. or 10 cents.

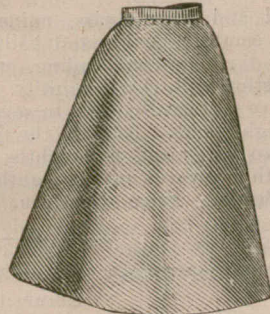
GIRLS' CIRCULAR SKIRT. (TO BE PLAITED OR GATHERED AT THE BACK)

(For Illustrations see this Page.)

No. 9969.—A circular skirt up to date in width and effect is here represented made of brown serge. At the front and sides it fits smoothly, all the fulness being drawn well back and arranged in gathers or backward-turning plaits at each side of the placket, which is finished above the center seam.

Canvas, poplin, mohair, Henrietta and any of the pretty novelty goods now fashionable are suitable for making this skirt. If decoration is desired, ribbon or braid may be used.

We have pattern No. 9969 in eight sizes for girls from five to twelve years of age. For a girl of nine years, the garment needs a yard and a fourth of goods forty inches wide. Price of pattern, 7d. or 15 cents.




9969

Side-Front View.



9969



9969

Side-Back View.

GIRLS' CIRCULAR SKIRT. (TO BE PLAITED OR GATHERED AT THE BACK.)

(For Description see this Page.)



9949

Front View.



9949



9949



9949

Back View.

MISSES' AND GIRLS' BATHING COSTUME, HAVING KNICKERBOCKERS AND A GATHERED SKIRT. (TO BE MADE WITH A HIGH OR SQUARE NECK AND WITH THE SKIRT SEWED TO THE WAIST, FOR WEAR WITH THE KNICKERBOCKERS OR WITH TIGHTS, OR WITH THE KNICKERBOCKERS SEWED TO THE WAIST AND THE SKIRT FINISHED WITH A BELT.) KNOWN AS THE OSTEND BATHING SUIT.

(For Description see this Page.)

MISSES' AND GIRLS' BATHING COSTUME, HAVING KNICKERBOCKERS AND A GATHERED SKIRT. (TO BE MADE WITH A HIGH OR SQUARE NECK AND WITH THE SKIRT SEWED TO THE WAIST, FOR WEAR WITH THE KNICKERBOCKERS OR WITH TIGHTS, OR WITH THE KNICKERBOCKERS SEWED TO THE WAIST AND THE SKIRT FINISHED WITH A BELT.) KNOWN AS THE OSTEND BATHING SUIT.

(For Illustrations see this Page.)

No. 9949.—Navy-blue brillantine was chosen for this pretty bathing costume, which is known as the Ostend bathing suit; and white mohair braid decorates it in a simple yet very effective way. The upper part of the waist is a square yoke that is fitted by shoulder seams and joined to the full body-portion, which are gathered at the upper edge and at the waist, the fronts puffing out very slightly over the belt finishing the bottom of the waist. A braid-bordered Bertha ruffle of the material is arranged in square outline on the yoke and headed by a row of braid.

The neck may be low and square or it may be high and finished with a standing collar. The short puff sleeves are gathered at the top and formed in a frill at the bottom by running an elastic through a casing a short distance above the edge. The waist is closed invisibly at the center of the front. The straight full skirt is gathered at the top and may be sewed to the waist for wear with the knickerbockers or with tights, or it may be made separate and finished with a belt.

The knickerbockers are shaped by a center and inside leg seams, the legs being drawn in about the knees by elastics inserted in casings made far enough above the lower edges to form frills. They may be sewed to

the waist or be separate, as preferred; when separate they are drawn in about the waist by a tape or elastic run through a hem at the top.

Bathing costumes are usually made of mohair, alpaca, serge and flannel, with white or colored braid for trimming. On account of the wiry properties of mohair and brillantine they are preferred by many to all other materials, as when wet they do not cling about the wearer and impede her movements.

We have pattern No. 9949 in seven sizes from four to sixteen years of age. To make the costume for a miss of twelve years, needs five yards of goods thirty-six inches wide. Price of pattern, 10d. or 20 cents.

# Styles for Little Folks.



FIGURE NO. 190 G.—This illustrates LITTLE GIRLS' TOILETTE.—The patterns are Little Girls' Dress No. 9957, price 7d. or 15 cents; and Guimpe No. 9792, price 5d. or 10 cents.  
(For Description see this Page.)

waist has gathered fulness prettily disposed in the front and backs and blouses very slightly; it is closed at the back, and double frill caps spreading over short puff sleeves add to the fluffy effect. The straight skirt is gathered and joined to the body; it is trimmed above the hem with frills of edging and rows of narrow ribbon.

A yoke effect is produced in the guimpe by the arrangement of tucks and insertion, and the neck and the pretty, full sleeves are finished with bands of insertion bordered with frills of edging.

Organdy, Swiss, chambray, dimity, batiste and zephyr gingham are among the fabrics suited to the dress, lace and ribbon being pretty for garniture. The guimpe will be of mull or India silk trimmed with lace or ribbon between the clusters of tucks.

The hat is prettily trimmed with lace, flowers and ribbon.

FIGURE NO. 190 G.—  
LITTLE GIRLS'  
TOILETTE.

(For Illustration see this Page.)

FIGURE NO. 190 G.—This consists of a Little Girls' dress and guimpe. The dress pattern, which is No. 9957 and costs 7d. or 15 cents, is in eight sizes for little girls from two to nine years of age, and is shown in three views on page 691. The guimpe pattern which is No. 9792 and costs 5d. or 10 cents, is in six sizes from two to twelve years old.

The dainty little toilette here shown comprises a dress of lawn fancifully trimmed with lace edging and ribbons and a guimpe, also of lawn, with a decoration of fine embroidered insertion and edging. The graceful square-necked

with bands that are edged with frills of lace. The straight skirt, which is gathered at the top and deeply hemmed at the bottom, is joined to the body and hangs all round with pretty fulness.

Dotted and plain Swiss, nainsook, dimity, organdy, fine lawn or cambric, challis and vailing will be pretty for this dress, and ribbon-run beading, embroidered or lace edging and insertion will trim it daintily.

We have pattern No. 9994 in seven sizes for little girls from two to eight years. To make the dress for a girl of five years, needs two yards and five-eighths of goods thirty-six inches wide, with two yards and an eighth of edging five inches wide for the Bertha. Price of pattern, 7d. or 15 cents.

LITTLE GIRLS' DRESS. (TO BE WORN WITH OR WITHOUT A GUIMPE.)

(For Illustrations see Page 691.)

No. 9957.—This dress is again represented at figure No. 190 G in this magazine.

An exceedingly dainty dress, that may be worn with or without a guimpe, is here shown made of figured organdy, with ribbon and lace edging and insertion for decoration. The body has a low, square neck and is made over a plain lining shaped with shoulder and under-arm seams; it is gathered at the neck, shoulder and lower edges and pouches slightly all round. The closing is made at the back. The short puff sleeves are made over smooth linings and stand out stylishly under deep, double frills that are joined to the neck and end at the fulness in the backs and front. The full skirt is gathered by a twisted ribbon, which outlines the neck and is knotted at the ends of the frills back and front.

Crêpe de Chine, India silk, challis and dotted Swiss are suitable for this frock. A dainty little dress in this style is made of blue cashmere, ribbon and insertion supplying the decoration. The skirt is trimmed with two rows of the insertion, and the Bertha sections are also decorated with it and edged with a frilling of ribbon. The neck is finished with folds of ribbon, and butterfly bows of it are tacked at the corners.

We have pattern No. 9957 in eight sizes



9994



9994

Front View.



9994

Back View.

LITTLE GIRLS' DRESS, WITHOUT BODY LINING. (TO BE WORN WITH OR WITHOUT A GUIMPE.)

(For Description see this Page.)

LITTLE GIRLS' DRESS, WITHOUT BODY LINING. (TO BE WORN WITH OR WITHOUT A GUIMPE.)

(For Illustrations see this Page.)

No. 9994.—Another view of this dress is shown at figure D 47 in this number of THE DELINEATOR.

The dress is here portrayed made of white nainsook in combination with nainsook embroidered edging and insertion. It is made without a body lining and may be worn with or without a guimpe. The upper part of the body is a shallow, square yoke with Pompadour neck and shoulder seams, and the full front and full backs, which are joined in under-arm seams, are gathered at the top and double-shirred under an applied belt and puff out in a soft, pretty way. The closing is made invisibly at the back. A deep Bertha of embroidered edging is a pretty accessory; it is square across the back and front, and is mitred to form points at the corners of the neck and over the tops of the short puff sleeves, which are completed

for little girls from two to nine years of age. To make the dress for a girl of five years, requires three yards and three-

eighths of material thirty-six inches wide. Price of pattern, 7d. or 15 cents.

FIGURE 191 G.—CHILD'S LONG COAT.

(For Illustration see this Page.)

FIGURE No. 191 G.—This represents a Child's long coat. The pattern, which is No. 9972 and costs 7d. or 15 cents, is in seven sizes for children from two to eight years of age, and may be seen differently made up on page 692.

Pale-rose silk was here chosen for the coat, and all-over lace covers the large fancy collar, which is round at the back and has oddly shaped ends flaring in front. The collar almost wholly conceals the short, plain body, which closes at the front and from which hangs a gored circular skirt that is slightly gathered at the top. A lace ruche, with a ribbon bow at the throat, covers the standing collar, and a frill of lace edging decorates the edges of the fancy collar and also the upper edges and overlapping ends of the stylish turn-up cuffs completing the two-seam sleeves.

Children's coats are made this season of plain and fancy piqué in white, gray, pink, blue and rose, and are elaborately trimmed with embroidered edging headed by insertion to match, ribbon being also added in the form of a sash or a bow at the throat.

The straw hat is becomingly bent and adorned with ribbon.

LITTLE GIRLS' DRESS, IN GREENAWAY STYLE. (TO BE MADE WITH OR WITHOUT THE SASH.)

(For Illustrations see Page 692.)

No. 9975.—An odd but becoming dress in Greenaway style is here pictured made of nun's-veiling. The straight, full skirt, which is deeply hemmed at the bottom and gathered at the top, is joined to the short body, and the joining may be concealed by a sash of the material tied in a knot and long ends at the left side. The sash, however, may be omitted. The neck is completed with a turn-down collar in two sections that flare at the front and back. The pretty sleeves are gathered at the top and bottom and arranged on coat-shaped linings; they are finished with round cuffs. A frill of narrow ribbon trims the edges of the sash, collar and cuffs.

Chambray, gingham, dimity, lawn, China silk, cashmere and challis are pretty materials for this little dress, and ruchings of ribbon, braid, embroidered or lace edging and narrow frills of the material will trim it suitably.

We have pattern No. 9975 in seven sizes for little girls from one to seven years of age. To make the dress for a girl of



9957



9957

Front View.



9957

Back View.

LITTLE GIRLS' DRESS. (TO BE WORN WITH OR WITHOUT A GUMPE.)

(For Description see Page 690.)

five years, will require three yards and a half of material thirty-six inches wide. Price of pattern, 7d. or 15 cents.

CHILD'S LONG COAT, WITH GORED CIRCULAR SKIRT.

(For Illustrations see Page 692.)

No. 9972.—This handsome little coat is differently portrayed at figure No. 191 G in this magazine.

The coat is here illustrated made of piqué and trimmed in an odd and remarkably pretty way with embroidered edging and insertion and silk ribbon. The short body is fitted by shoulder and under-arm seams and closed with buttons and button-holes at the front. The gored circular skirt, which consists of four gores gathered at the top, is joined to the body and hangs in graceful folds or ripples; it is prettily decorated with two frills of embroidered edging placed wide apart and headed by a row of insertion. A sash of ribbon with fringed ends

is tied in a bow and long ends at the back. An attractive feature of the coat is a deep, fancy collar that is round at the back and has oddly shaped ends which meet at the throat and separate below. A standing collar trimmed with ribbon and a ruche completes the neck. Frills fall over the tops of the gathered two-seam sleeves, which are finished with fancy roll-up cuffs, trimmed at the upper edges and overlapping ends with a frill of edging and a row of insertion.

Cloth, corded silk, piqué and fancy light-weight coating will be suitable for this coat, and braid, gimp, lace, embroidery and ribbon will provide a pleasing decoration.

We have pattern No. 9972 in seven sizes for children from two to eight years of age. For a child of five years, the coat requires three yards and a fourth of goods twenty-seven inches wide, with a yard and a half of edging six inches and three-fourths wide for the caps. Price of pattern, 7d. or 15 cents.




FIGURE No. 191 G.—This illustrates CHILD'S LONG COAT.—The pattern is No. 9972, price 7d. or 15 cents.—(For Description see this Page.)

CHILD'S LONG COAT, WITH GORED CIRCULAR SKIRT BOX-PLAIED AT THE BACK.

(For Illustrations see Page 692.)

No. 9988.—A picturesque long coat for children is here illustrated made of piqué and trimmed quite elaborately with embroidered edging and insertion. The short, plain body is shaped by shoulder and under-arm seams and closed with button-holes and buttons at the front; and to it is joined the circular gored skirt, which is smooth at the front and arranged in four rolling box-plaits at the back. A fancy tab-collar that completely covers the body is a handsome feature of the coat; it is bordered with a frill of edging and a row of insertion and falls in one square tab at the back, in a broad tab over each sleeve and in two oddly shaped tabs at the front. A rolling collar with widely flaring ends completes the neck. The two-seam sleeves are gathered at the top.

Heavily corded silk, cloth in new shades, piqué and novelty coating of light weight, adorned with lace, embroidery, gimp, fancy braid and appliqué trimming, will satisfactorily

develop this mode the trimming being applied to suit the taste. We have pattern No. 9988 in seven sizes for children from

Plain or figured goods are also suitable for making these little wrappers, and decoration is not absolutely necessary.

We have pattern No. 9970 in seven sizes for children from two to eight years of age. For a child of five years, the garment needs two yards and three-fourths of goods thirty-six inches wide. Price of pattern, 7d. or 15 cents.



9975

Front View.



9975



9975

Back View.

LITTLE GIRLS' DRESS, IN GREENAWAY STYLE. (TO BE MADE WITH OR WITHOUT THE SASH.)

(For Description see Page 691.)

one to seven years of age. To make the coat for a child of five years, requires three yards and five-eighths of goods twenty-seven inches wide. Price of pattern, 7d. or 15 cents.

CHILD'S SQUARE-YOKE WRAPPER. (EQUALLY SUITABLE FOR WASHABLE AND WOOLLEN FABRICS.)

(For Illustrations see Page 693.)

No. 9970.—This useful little garment is shown developed in polka-dotted cambric. It is made with a deep, square yoke having shoulder seams, and the fronts and back, which are joined by under-arm seams, are gathered at the top and fall in pretty folds from the yoke. A box-plait formed at the front edge of the right front is extended to the neck, concealing the closing and giving quite a pretty effect to the front. The one-seam sleeves are gathered at the top and bottom and finished with narrow wristbands; and the collar is of the turn-over style, with flaring ends. A cotton cord girdle is tacked to the center of the back at the waist and tied in front, holding in the fulness prettily. A feather-stitched band is used as trimming for the edge of the collar and the lower edges of the yoke and wristbands and is put on in the shape of a pointed strap on the upper part of the box-plait, the braid on the plait extending some distance below the yoke.


Any wash material is suitable for making these little wrappers, dimity, gingham, chambray or lawn being suitable, or a warmer one can be made of any of the pretty outing or French flannels. A very pretty wrapper is made of blue and white lawn, trimmed with rows of narrow white insertion, and a frill of edging may finish the edges of the collar, wristbands and the lower edge of the yoke. If made of flannel, ribbon of a contrasting color could be used for trimming, with pretty effect.



9988




9988



9988

Front View.



9988

Back View.

CHILD'S LONG COAT, WITH GORED CIRCULAR SKIRT BOX-PLAIED AT THE BACK.

(For Description see Page 691.)

the top; they are drawn in at the back of the wrist by an elastic in a casing and flare prettily over the hands.

CHILD'S HOUSE-SACK.

(For Illustrations see Page 693.)


No. 9963.—This little sack is pictured made of flannel, and a pretty, decorative effect is produced by scolloping and embroidering the edges. A special feature are the triangular revers joined to the front edges of both fronts, which meet all the way and close with hooks and loops. The sack is gracefully shaped by under-arm gores and



9972



9972



9972

Front View.



9972

Back View.

CHILD'S LONG COAT, WITH GORED CIRCULAR SKIRT.

(For Description see Page 691.)

a center seam, and the center and side seams are terminated a little above the lower edge to form the back in two broad tabs. The collar is in turn-over style, with widely flaring ends. The sleeves are shaped with two seams and have pretty gathered fulness at

The sack is very pretty made of white flannel, with several rows of white baby-ribbon instead of the embroidery.

We have pattern No. 9963 in seven sizes for children from one-half to six years of age. For a child of five years, the sack calls for a yard and five-eighths of goods twenty-seven inches wide. Price of pattern, 5d. or 10 cents.

LITTLE GIRLS' APRON.

(For Illustration see this Page.)

No. 9931.—Plaid nainsook is represented in this apron, which, with its long, full skirt, will well protect the dress. The apron is made with a very short body fitted by shoulder and under-arm seams and shaped at the top in V outline both back and front. The closing is made at the center of the back. A smooth Bertha of decidedly odd shape is joined to the neck and gives a quaint effect to the apron; and short frill sleeves complete the garment, which is trimmed with edging.

Dimity, lawn, cambric, cross-barred and plain muslin, gingham, etc., may be used for the apron.

We have pattern No. 9931 in seven sizes for little girls from three to nine years of age. For a girl of five years, the apron calls for a yard and seven-eighths of goods thirty-six inches wide. Price of pattern, 7d. or 15 cents.

garment is made will be appropriate for either of the collars. We have pattern No. 9929 in four sizes for children from



9931

Front View.



9931

Back View.

LITTLE GIRLS' APRON.

(For Description see this Page.)

CHILD'S FANCY COLLARS. (FOR OUTSIDE GARMENTS.)

(For Illustrations see this Page.)

No. 9929.—Two novel styles of fancy collars suitable for outside garments are here pictured made of broadcloth. In one style the ends are curved to separate in deep points with a decided flare; at the back the collar is cut out to correspond with the effect in front, and deep notches below the shoulders form the collar in odd-shaped tabs. The neck is finished with a rolling collar. Braid and plaitings trim the collar prettily. In the other style the ends of the collar meet; and the collar



9929

Front Views.

Back Views.

CHILD'S FANCY COLLARS. (FOR OUTSIDE GARMENTS.)

(For Description see this Page.)



9970

Front View.



9970

Back View.

CHILD'S SQUARE-YOKE WRAPPER. (EQUALLY SUITABLE FOR WASHABLE AND WOOLLEN FABRICS.)

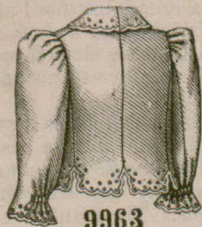
(For Description see Page 692.)

is shaped to form a broad scollop at the front and back and two smaller scollops over each sleeve. A turn-over collar with widely flaring ends is at the neck. Ribbon trims



9963

Front View.



9963

Back View.

CHILD'S HOUSE-SACK.

(For Description see Page 692.)

two to eight years of age. To make either collar for a child of four years, needs five-eighths of a yard of goods thirty-six inches or more wide. Price of pattern, 5d. or 10 cents.

CHILD'S BATHING SUIT.

(For Illustrations see Page 694.)

No. 9966.—The pretty and comfortable little bathing suit here shown is made of navy-blue flannel and trimmed with braid. The body and drawers are in one, the garment being simply shaped by shoulder seams, inside leg seams and a center seam extending from the neck at the back to the closing, which is made with buttons and button-holes at the center of the front. The neck is cut in V outline in front and is finished with a large sailor-collar. The sleeves are smooth caps. The lower edges of the drawers are formed in frills by elastics or tapes inserted in casings, and a tape inserted in a casing regulates the fulness at the waist. A broad belt with pointed ends is fastened with a button and button-hole at the front.

Brilliantine, serge, alpaca and mohair are used for making these suits, and braid in several widths is the favored decoration.

We have pattern No. 9966 in four sizes for children from two to eight years of age. To make the garment for a child of four years, will require two yards and a fourth of goods twenty-seven inches wide. Price of pattern, 7d. or 15 cents.

CHILD'S PADDLING DRAWERS. (DESIRABLE FOR WATERPROOF

CLOTH, CRAVENETTE, ETC.)

(For Illustrations see Page 694.)

No. 9995.—Mothers will appreciate the practical value of these paddling drawers, which are here illustrated made of





9966

Front View.



9966

Back View.

CHILD'S BATHING SUIT.

(For Description see Page 693.)

waterproof cloth. They are very full so they may be readily slipped on over the clothing. The drawers are shaped by inside leg seams and a center seam; they show a frill finish at the lower edges, being drawn in by elastics in casings formed a little above the edges. Elastics or tapes in a casing also regulate the width about the waist.

CHILD'S BONNET. (KNOWN AS THE GYPSY BELLE OR ROMANY BONNET.)

(For Illustrations see this Page.)

No. 1641.—A quaint little bonnet, known as the Gypsy Belle or Romany bonnet, is here pictured made of pink piqué and pink lawn and trimmed with white fancy braid. The front fits the head closely and is gathered at its back edge and joined to a narrow back-portion that is rounding at the top and square at the bottom. An ornamental band, which lies smoothly on the front, shapes a broad, pointed tab at each end below the front; and from its back edge at each side of the center of the front a doubled frill rises aggressively, giving a curious and picturesque effect. The plaited ends of wide lawn ties are tacked underneath to the front and bowed under the chin. The bonnet is lined with the pink lawn.

Becoming little bonnets in this style may be made of silk, linen batiste and piqué in pretty, delicate shades.

We have pattern No. 1641 in four sizes for children from



9995

Front View.



9995

Back View.

CHILD'S PADDLING DRAWERS. (DESIRABLE FOR WATERPROOF CLOTH, CRAVENETTE, ETC.)

(For Description see Page 693.)

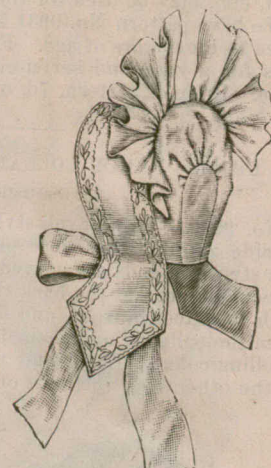
For wear at the seaside, where the little folks experience so much pleasure in paddling in the water, these drawers will be found to be very useful and protective. They may be made of such fabrics as cravenette, waterproof cloth and materials of a kindred nature, and machine-stitching is the only practical decoration. The drawers are simply constructed and may be made at small expense.

We have pattern No. 9995 in five sizes for children from two to ten years of age. To make the drawers for a child of six years, requires a yard and an eighth of goods fifty-four inches wide. Price of pattern, 5d. or 10 cents.



1641

Front View.



1641

Back View.

CHILD'S BONNET. (KNOWN AS THE GYPSY BELLE OR ROMANY BONNET.)

(For Description see this Page.)

one to seven years of age. For a child of five years, the bonnet needs a yard and an eighth of piqué twenty-seven inches wide, with a yard and a fourth of lawn thirty-six inches wide for the ties and to line. Price of pattern, 5d. or 10 cents.

## Styles for Boys.



9962

Front View.

LITTLE BOYS' MIDDY COSTUME.

(For Description see this Page.)

LITTLE BOYS' MIDDY COSTUME.

(For Illustrations see this Page.)

No. 9962.—This natty suit is again represented at figure D 48.

White and blue serge are here united in this handsome midddy costume, and the tailor finish is given by machine-stitching. The midddy vest is closed at the back and finished with a neck-band, and the width at the waist is regulated by straps on the back buckled together over the closing. An emblem is embroidered on the center of the front.

The skirt is hemmed at the bottom and laid in kilt-plaits that turn toward the center of the back to produce the effect

of a broad box-plait at the front. It is joined to a sleeveless under-waist that is shaped by under-arm and shoulder seams and closed at the back.

The jacket has a straight, lower outline and a wide seamless back, and is made to define the form gracefully by well curved side seams. The fronts are wide apart all the way and have square lower front corners. The sailor collar is deep and square at the back and tapers to points at the ends; it is entirely concealed by a large removable collar of similar shape, which is attached to the inside of the jacket with buttons and button-holes and extended underneath to the lower edges of



9962

Back View.

LITTLE BOYS' MIDDY COSTUME.

(For Description see this Page.)




FIGURE No. 192 G.—This illustrates LITTLE BOYS' SUIT.—The pattern is No. 9944, price 10d. or 20 cents.  
(For Description see this Page.)

thirty-six inches wide. Price of pattern, 10d. or 20 cents.

FIGURE No. 192 G.—LITTLE BOYS' SUIT.  
(For Illustration see this Page.)

FIGURE No. 192 G.—This illustrates a Little Boys' suit. The pattern, which is No. 9944 and costs 10d. or 20 cents, is in seven sizes for little boys from four to ten years of age, and is shown in two views on this page of this number of THE DELINEATOR.

This smart suit is known as the Man-o'-War suit, and is here shown in a combination of blue-and-white striped Galatea and white duck, with stitching, buttons and an embroidered emblem on the shield for a finish. The back of the jacket is gracefully shaped, and the fronts fall wide apart over a low-cut double-breasted vest having a large sailor-collared, that is worn over the sailor collar of the jacket. A shield completed with a low neck-band is buttoned to the vest. The sleeves are of comfortable width. The short trousers are close fitting and are buttoned at the sides.

Suits like this may be suitably made of white duck, with dark-blue duck for the vest collar and shield, and also of flannel in two colors. Braid is sometimes added for a finish. The hat is a sailor shape in straw.

LITTLE BOYS' SUIT, CONSISTING OF A JACKET, A VEST WITH SAILOR COLLAR AND SHIELD, AND SHORT TROUSERS WITHOUT A FLY. (KNOWN AS THE MAN-O'-WAR SUIT.)  
(For Illustrations see this Page.)

No. 9944.—At figure No. 192 G this suit is again represented.

the fronts. The coat sleeves are ornamented at the wrist with buttons, and three buttons ornament each front below the collar.

Cloth in blue, green, gray or brown, with a contrasting color for the vest and sailor collar, will make very becoming little costumes of this style. Flannel, serge, piqué, crash and linen duck may also be chosen. Braid, buttons and an embroidered emblem are the usual decorations even on wash goods.

We have pattern No. 9962 in four sizes for little boys from two to five years of age. For a boy of five years, the jacket and skirt need two yards and three-eighths of goods thirty-six inches wide; the vest and removable collar require a yard and a fourth of material

In this instance blue and white serge are combined in the jaunty man-o'-war suit here illustrated, with machine-stitching for the edge completion. The vest is fitted by shoulder and under-arm seams; it has the regulation straps at the back and fronts, which are closed in double-breasted style with buttons and button-holes. The neck is in V shape in front, and a shield that is finished with a narrow neckband is buttoned in. The sailor collar falls deep and square at the back and has broad ends that meet at the top of the closing. Pockets are inserted in the fronts and finished with welts.

The jacket is rendered shapely at the back by center and side seams. The fronts, which have square lower corners, are wide apart all the way, and the neck is finished with a deep sailor-collared that is overlapped by the vest collar. Buttons ornament the fronts below the collar. The comfortable sleeves are shaped by two seams and are finished plainly at the wrist.

The short trousers, which are made without a fly, are shaped by the usual leg seams, center seam and hip darts. The top is finished with under-waistbands for attachment to an under-waist; and two buttons are placed on the lower part of each leg in front of the outside seam.

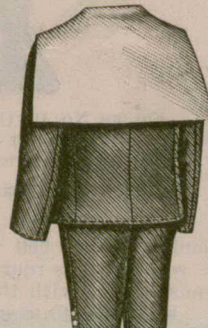
Serge, tweed, cheviot, duck and crash are suitable for a suit of this style. Blue and white, brown and cream or blue and red cloth would look well combined, and braid and an embroidered emblem on the shield would decorate it prettily. A very attractive suit would be of white flannel, having the collar and shield of red smooth-faced cloth and gold embroiding emblems are on the shield and the corners of the collar.

We have pattern No. 9944 in seven sizes for little boys from four to ten years of age. As illustrated for a boy of five years, the suit requires a yard and a half of dark goods fifty-four inches wide, and three-fourths of a yard of light goods twenty-seven inches wide. Price of pattern, 10d. or 20 cents.



9944

Front View.



9944

Back View.

LITTLE BOYS' SUIT, CONSISTING OF A JACKET, A VEST WITH SAILOR COLLAR AND SHIELD, AND SHORT TROUSERS WITHOUT A FLY. (KNOWN AS THE MAN-O'-WAR SUIT.)  
(For Description see this Page.)

LITTLE BOYS' LONG COAT.

(For Illustrations see this Page.)

No. 9960.—At figure No. 193 G in this number of THE DELINEATOR this coat is again shown.

In this instance piqué was chosen for this handsome long coat, and embroidered edging and insertion trims it very attractively. The long loose fronts are widely lapped and closed in double-breasted style with button-holes and buttons and present a pretty contrast with the back, which is fitted by a center seam and has a skirt portion joined to it, the skirt portion being arranged in a wide box-plait between two backward-turning plaits. The fronts are cut



9960

Front View.



9960

Back View.

LITTLE BOYS' LONG COAT.  
(For Description see this Page.)

low, and the open neck is filled in with a buttoned-in shield that is finished with a neck-band and closed at the back. A

distinguishing feature of the coat is the large collar, which is in rounding outline at the back and has fancifully shaped ends lapped with the fronts. The comfortable one-seam sleeves are gathered at the top and finished with round roll-over cuffs. A belt fastened in front with a buckle gives a smart air to the coat.

Piqué in white or in any of the pale, delicate shades so becoming to children will develop this style admirably, as will also duck, crash and linen. If materials possessing more warmth be desired, chevot, broadcloth, serge and covert cloth may be selected. Embroidered or lace edging, and insertion, braid, gimp, ribbon, etc., may be used for garniture. Especially attractive is a tan piqué coat, trimmed with white insertion and embroidered edging.

We have pattern No. 9960 in four sizes for little boys from two to five years of age. To make the coat for a boy of five years, will require four yards of goods twenty-seven inches wide. Price of pattern, 10d. or 20 cents.

FIGURE NO. 193 G.—LITTLE BOYS' COAT.  
(For Illustration see this Page.)

FIGURE NO. 193 G.—This represents a Little Boys' coat. The pattern, which is No. 9960 and costs 10d. or 20 cents, is in four sizes for little boys from two to five years old, and may be seen again on page 695.

The coat is a very attractive mode and is here shown made of gray linen in combination with batiste all-over embroidery, edging to match the embroidery providing the decoration. It has a fitted back with joined-on plaited skirt, and long, loose fronts that are cut low, displaying a shield finished with a band. The closing is made in double-breasted style with button-holes and large pearl buttons, and a leather belt is worn. A handsome accessory is a large collar that is round at the back and has fancifully shaped ends lapping with the fronts and reaching nearly to the belt. Roll-up cuffs complete the sleeves, with pleasing effect.



FIGURE NO. 193 G.—This illustrates LITTLE BOYS' COAT.—The pattern is No. 9960, price 10d. or 20 cents.  
(For Description see this Page.)



9961 Front View. 9961 Back View.

LITTLE BOYS' APRON.  
(For Description see this Page.)

the material being cut away from beneath the give a light, dainty appearance.

A very dainty example of this mode would be made of delicate pink piqué attractively trimmed with white embroidery. The Tam-O'-Shanter cap is of linen to match the coat.

THE BUTTON-HOLE CUTTER.—Among the many minor conveniences which have of late done much toward lightening the labors of the seamstress none has been of greater practical benefit

LITTLE BOYS' APRON.  
(For Illustrations see this Page.)

No. 9961.—A pretty apron for boys is here pictured made of checked gingham and trimmed with Hamburg edging. It is simply shaped by shoulder and under-arm seams and closed with button-holes and buttons at the back. In the front three forward-turning plaits are made at each side of a box-plait formed at the center; and a box-plait is formed at each side of the closing, which is made at the back. The neck is completed with a turn-down collar in two sections, that flare widely at the front and back. The full sleeves are gathered at the top and bottom and are finished with straight, round cuffs. A belt with pointed ends is closed with two button-holes and buttons at the front.

Plain or plaid gingham, percale, cross-barred muslin, dimity and linen are pretty materials for an apron of this style, and wash braid will trim it satisfactorily.

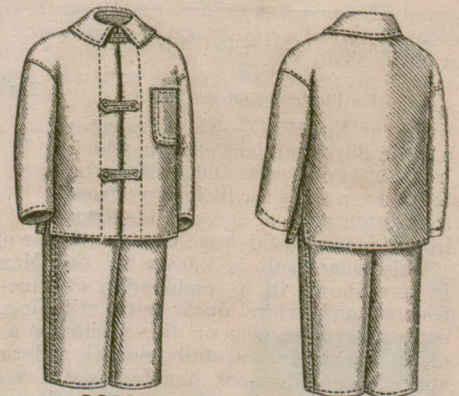
We have pattern No. 9961 in four sizes for little boys from two to five years. To make the apron for a boy of five years, requires two yards and three-eighths of goods thirty-six inches wide. Price of pattern, 7d. or 15 cents.

BOYS' PAJAMAS.  
(For Illustrations see this Page.)

No. 9983.—The comfortable pajamas here illustrated are made of light-blue cotton chevot and comprise a shirt and trousers. The front and back of the shirt are in one, the shirt being made with only under-arm seams, which are terminated a short distance above the lower edge. The closing is made at the front with loops of the material caught over buttons. The sleeves are sewed in without any fulness and are finished with a hem. The neck is completed with a turn-over collar having flaring ends.

The trousers are shaped with inside and outside leg seams and a center seam. They are adjusted about the waist by a draw-string and tied in front, the ends of the draw-string being finished with a thread fringe.

Flannel, wash silk, outing flannel and gingham are used for making pajamas, and machine-stitching is the finish usually employed. We have pattern No. 9983 in seven sizes for boys from three to fifteen years of age. To make the pajamas for a boy of eleven years, requires four yards and seven-eighths of goods twenty-seven inches wide. Price of pattern, 1s. or 25 cents.



9983 Front View. 9983 Back View.

BOYS' PAJAMAS.  
(For Description see this Page.)

than the button-hole cutter. Our new cutter is made of the best steel, is reliable and may be very quickly and easily adjusted to cut any size of button-hole desired. It costs 1s. or 25 cents.

FIGURES Nos. 1 AND 2.—LINEN DOILEYS.—A set of doileys may be reproduced from these illustrations for a polished oak luncheon or tea table which is not otherwise protected by a cloth. The

round doily pictured at figure No. 1 is made of fine white linen. The edge is cut in large round scallops and worked in yellow silk in button hole stitch. Shrubs are embroidered in feather stitch in pale-yellow and green.

The octagonal doily shown at figure No. 2 is also buttonhole-stitched at the edge with pink silk, and a dainty conventional design is done in feather stitch in pink and réséda. This style of embroidery is very simple, yet none the less effective, and just now it is a favorite stitch for doileys.

FIGURE No. 3.—TENNIS RACKET COVER.—A reasonable suggestion is furnished in these racket covers, which every tennis player finds it necessary to renew at this time. Royal-blue flannel may be chosen and cut according to pattern No. 1510, price 5d. or 10 cents. The cover is made to fit snugly over the racket and is secured with a ribbon, which may match the material.

The owner's monogram and a branch of flowers may be embroidered on one side of the cover, as illustrated. Felt, velvet or cloth is adaptable to the purpose.

FIGURE No. 4.—GUITAR COVER.—Brown

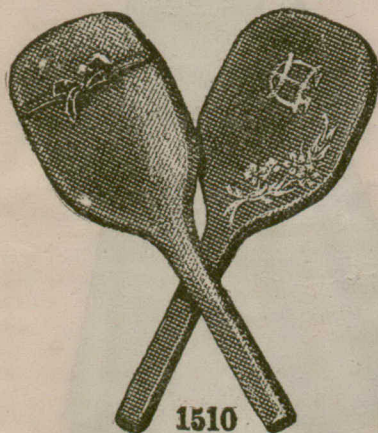
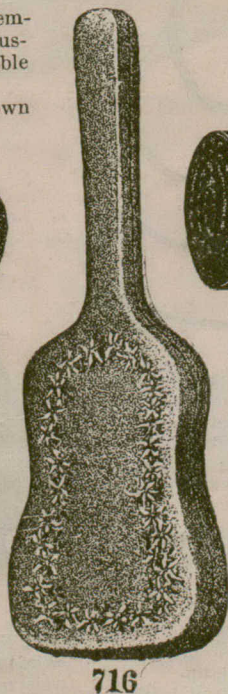


FIGURE No. 3.—TENNIS RACKET COVER.—(Cut by Pattern No. 1510; one size; price 5d. or 10 cents.)

lady's-cloth is the material used for the cover represented in pattern No. 716, price 5d. or 10 cents. It fits closely over the instrument and is embroidered at one side with red and green silks in a floral design. Initials or monograms could be worked in bullion or in embroidery silks in addition to a floral embroidery.

FIGURE No. 4.—GUITAR COVER.—(Cut by Pattern No. 716; two sizes; price 5d. or 10 cents.)



ler may be packed in such a case for a short journey or for use until the often belated trunk arrives. It is made of brown linen by pattern No. 4514, price 5d. or 10 cents. The shape is oblong,

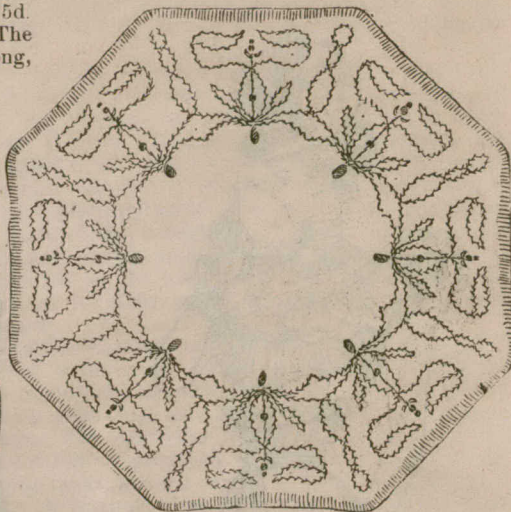


FIGURE No. 2.

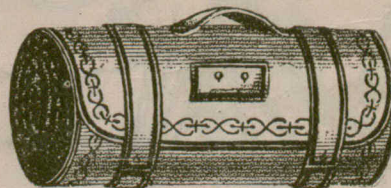
FIGURES Nos. 1 AND 2.—LINEN DOILEYS.

and figure No. 6 shows the inside, which is provided with a wide and two narrow pockets, for comb and brush and other articles of the toilet. All the free edges are bound with brown braid. The outside of the case is simply embroidered with shaded brown silks. Straps are bound with braid and secured with buttons and button-holes.

A small outside pocket for change and a strap by which to carry the case are also braid-bound.

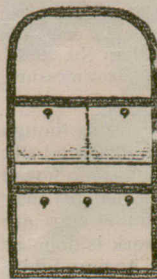
FIGURE No. 7.—BANJO COVER.—The banjo grows more and more in favor and, like all light instruments of this character, frequently accompanies the traveller on the Summer trip. The cover here pictured is

fashioned from réséda twilled flannel by pattern No. 717, price 5d. or 10 cents, and is decorated with an embroidered laurel wreath done in dark-green silk, a bow-knot at the center being worked in shaded green or any harmonious color.



4514

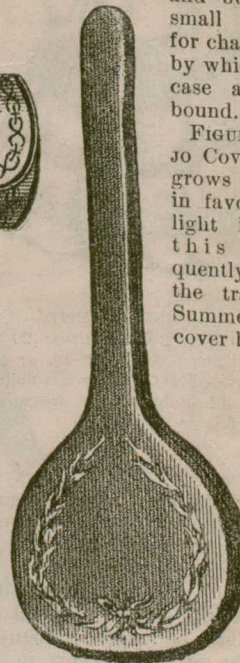
FIGURE No. 5.



4514

FIGURE No. 6.

FIGURE Nos. 5 AND 6.—TRAVELLING-CASE.—(Cut by Pattern No. 4514; one size; price 5d. or 10 cents.)



717

FIGURE No. 7.—BANJO COVER.—(Cut by Pattern No. 717; two sizes; price 5d. or 10 cents.)

# Dressmaking at Home.

June, the most charming of the Summer months, suggests gowns of thin, airy textures, and, while any amount of trimming is used, their development does not seem so difficult to the home dressmaker as that of a cloth gown. These materials are to be

are the graduated or wide ruffles, as well as the narrower ones, on the light cloth and silk gowns. For the tall, graceful figure this is a very becoming style. The shorter woman should study long, straight lines to accentuate her height.

The ever popular shirt-waist is just now reigning in full glory; the styles are as numerous and attractive as the materials which are suitable for this purpose. The striking decorative feature this season over last is the almost universal use of tucks—lengthwise, horizontal, diagonal, and tucks intersecting to form blocks—all styles being popular. The durability, in respect to laundering and wearing qualities, of piqué, cotton chevot and Madras, has assured these materials a prominent position, and they will be more used than thinner materials. Every wardrobe should contain an assortment of shirt-waists, in order that when one has lost

to such graceful lines. An elaboration of trimming is shown. Tiny ruffles of lace or ribbon, fine silk braids, sashes or girdles of wide ribbon are all brought into play in these charming creations. A most important and popular fancy in decoration



FIGURE NO. 39 X.—LADIES' TOILETTE.—(Cut by Skirt Pattern No. 9872; 9 sizes; 20 to 36 inches, waist measure; price 1s. or 25 cents; and Basque-Waist Pattern No. 9958; 7 sizes; 30 to 42 inches, bust measure; price 10d. or 20 cents.)



FIGURE NO. 40 X.—LADIES' OUTDOOR TOILETTE.—(Cut by Skirt Pattern No. 9928; 9 sizes, 20 to 36 inches, waist measure; price 1s. or 25 cents; and Basque-Waist Pattern No. 9967; 8 sizes; 30 to 44 inches, bust measure; price 10d. or 20 cents.)



FIGURE NO. 41 X.—LADIES' TOILETTE.—(Cut by Skirt Pattern No. 9996; 9 sizes; 20 to 36 inches, waist measure; price 1s. or 25 cents; and Shirt-Waist Pattern No. 9926; 9 sizes; 30 to 46 inches, bust measure; price 10d. or 20 cents.)  
(For Description of Figures Nos. 39 X, 40 X and 41 X, see Pages 698 and 699.)

found in such a vast and beautiful array that it seems as though any taste may be gratified. White organdy over a colored silk or lawn foundation—blue, pink, burnt-orange or any preferred color—is beautiful, and practical as well, for many changes may be accomplished when several of these colored under-slips are provided. The cost will be nominal when the work is done at home, and the result is eminently satisfactory. A pure white under-dress will give still another change and will be pleasing to those of simpler tastes. Flowers in all their natural beauty are seen in garlands, bunches and sprays and profusely scattered over plain grounds. A costume of any of these beautiful patterns, completed by a hat buried in roses or violets, would be ideal for garden-party wear.

*Mousseline de soie* over a silk foundation is a charming fancy, as are the exquisitely soft Liberty silks, which adapt themselves

the admirable freshness so essential in sultry days to a cool appearance, another may be available.

White collars, with the new fringed ribbon tie in four-inch hand or simple bow, the Ascot

and string tie, are the accessories to be worn with this garment.

FIGURE NO. 39 X.—LADIES' TOILETTE.—A more dainty gown

for the promenade could scarcely be imagined than that shown in the illustration, exquisite taste being displayed in its development.

A soft silk mull in the palest shade of violet, over an under-dress of violet silk were the materials chosen. The numerous ruffles, frills and ruchings are the distinctive features, and to the slight, graceful figure they add a delightful charm. Violet and white ribbon are combined in the sash with long ends and may be used for the crush collar as well. The waist suggests somewhat the becoming "baby" style. The yoke is both back and front, and, coming down into almost a point, gives becoming length to the figure from the neck to the waist. There is an indication of the blouse in front, and fluffy frills outline the lower edge of the yoke and stand out over the tops of the stylish sleeves. The yoke is brought over to the left shoulder, where it is fastened invisibly. The basque-waist is cut by pattern No. 9958, price 10d. or 20 cents. The circular lower portion of the skirt is graduated, coming up quite high in the back, though not to the waist. A seven-gored foundation may be used or not. Pattern No. 9872, price 1s. or 25 cents, was used for the skirt.

FIGURE No. 40 X.—LADIES' OUTDOOR TOILETTE.—Golden-brown *drap d'été*, turquoise-blue silk and black satin are combined in this extremely stylish toilette. The tucked vest is of turquoise-blue silk and a white ribbon tie is worn. The blouse opens in long tapering revers to disclose the vest prettily, and round cuff-facings of satin are applied to the two-seam sleeves. Three rows of narrow brown braid edge the revers, cuffs and peplum and also trim the narrow belt. The back is caught down in a box-plait, which may be held with a fancy buckle. On the gored skirt three graduated flounces or ruffles are adjusted; the top one is edged with the three rows of braid and reaches to the waist at the back. The patterns are basque-waist No. 9967, price 10d. or 20 cents; and skirt No. 9928, price 1s. or 25 cents.

FIGURE No. 41 X.—LADIES' TOILETTE.—Especially appropriate is this toilette for morning wear, for marketing or shopping or the time spent in the garden. Simplicity is the striking feature. A bayadère-striped silk gingham was used to develop the neat shirt-waist. The back is almost tight-fitting and has a pointed yoke laid on. The fronts are gathered at the neck and pouch stylishly. The closing is effected through a box-plait, and the sleeves are finished in the approved shirt style, being slashed at the wrist and completed with laps. A straight cuff is used and held together by link buttons. A white collar or one of the same material may be worn, and a four-in-hand scarf of some becoming colored ribbon adds greatly to the effect. This shirt-waist

was cut by pattern No. 9926, price 10d. or 20 cents. The five-gored skirt is side-plaited at the back and hangs in simple lines. The material used was black ribbed suiting, which will be useful to wear with a variety of waists. This skirt is cut by pattern No. 9996, price 1s. or 25 cents.

FIGURE No. 42 X.—LADIES' COSTUME.—This charming costume consists of a seven-gored skirt and a full waist. The decorations are lavish and adjusted with artistic skill. A wide ruffle of lace headed with a very narrow one, and silk braid in a fancy design finishes the bottom of the skirt. Four rows of these narrow ruffles edged with the braid are placed at regular intervals on the skirt, coming up almost to the waist. The same idea is carried out on the full waist. A yoke of all-over lace over a colored silk lining forms the upper part of the waist and pointed caps fall over the short puffs of the two-seam sleeves. Pattern No. 1643, price 1s. 3d. or 30 cents, was used for its construction.

FIGURE No. 43 X.—LADIES' SHIRT-WAIST.—Plaid silk showing blue, white and gold was used to make this extremely stylish waist. The vest, revers and collar points are of white silk. The vest is made of tucked silk and extends to the waist. Three small ruffles decorate the revers, while the points falling over either side of the standing collar, which has a tucked stock, are perfectly plain. The sleeves are completed with pointed cuffs of the material. The back of the waist is perfectly plain and almost tight-fitting. A pointed yoke is applied and finished on the lower edge with several rows of stitching. Pattern No. 9999, price 10d. or 20 cents, was used for this shirt-waist.

FIGURE No. 44 X.—LADIES' SHIRT-WAIST.—This dressy shirt-waist is made of burnt-orange taffeta. The upper part of the back is a pointed tucked yoke, and the lower portion is laid in side-plaits, which come close together at the waist and broaden toward the top. The particular feature of the fronts is the square yoke effect produced by a succession of narrow, lengthwise tucks, and the closing is made through a box-plait, which extends from the neck to the lower edge and shows tucks at each side. Button-holes are worked in each side for studs, which are useful as well as ornamental. The sleeves are rather small and are finished with straight cuffs. With this waist a white collar and black satin club tie are worn. A



FIGURE No. 42 X.—LADIES' COSTUME.—  
(Cut by Pattern No. 1643; 9 sizes; 30 to 46 inches, bust measure; price 1s. 3d. or 30 cents)



FIGURE No. 43 X.—LADIES' SHIRT-WAIST.  
(Cut by Pattern No. 9999; 8 sizes; 30 to 44 inches, bust measure; price 10d. or 20 cents.)



FIGURE No. 44 X.—LADIES' SHIRT-WAIST.—  
(Cut by Pattern No. 9939; 8 sizes; 30 to 44 inches, bust measure; price 10d. or 20 cents.)

skirt of black silk or cloth lined with burnt-orange silk would be especially appropriate to wear with this waist. A jewelled or ribbon belt is worn. This shirt-waist was cut by pattern No. 9939, price 10d. or 20 cents.



## FASHIONABLE SUMMER MILLINERY.

FIGURE No. 1.—The acme of daintiness is reached in this bonnet of fancy straw decorated with lilacs, leaves and with a handsome plume that gives height. The plume is secured under a bunch of the lilac blossoms, and ribbon ties to be bowed on the bust or under the chin are added.

FIGURE No. 2.—LADIES' JET BONNET.—This bonnet of open-work jet presents a novelty in the pendants at each side. The decoration of piece velvet



formed in loops that give becoming height is supplemented by tiny leaves at each side that mingle with the pendants and a jet ornament at the back.

FIGURE No. 3.—YOUNG LADIES' HAT.—This is a youthful shape that will prove becoming to most types. The straw is of a rough fancy variety and the brim shows a full facing of lace. Gauze and satin ribbon are tastefully mingled in the trimming, which is completed by a spray of rose-buds and their foliage.

FIGURE No. 4.—LADIES' CARRIAGE HAT.—Plumes tossing over the brim and crown of this hat form the rich decoration and one that is well suited to the large shape. The hat shows the fashionable sidewise tilt and is made in black, relieved only by a rosette of white chiffon with a knot of black velvet at its center which is placed against the brim at the left side.



FIGURE No. 5.—LADIES' HAT.—An odd shape in rough straw is shown at this figure, the brim being rolled against the crown at the left side, where a great rosette of velvet is placed. Spangled net is artistically draped over the entire hat, and a trio of plumes is most effectively disposed to complete the ornamentation.



FIGURE No. 6.—YOUNG LADIES' HAT.—The drooping brim of this fancy straw hat will be very becoming to fresh young faces, and the trimming of ribbons in two shades with a bird and an aigrette placed among its folds expresses a new idea in millinery. Two entirely different colors, such as green and brown, violet and gray, or yellow and blue, would be effective in a hat of this style, and three graduated shades of a color could be used to advantage on a straw in either of the shades or in black.

FIGURE No. 7.—LADIES' TOQUE.—A much convoluted brim is a novel feature of this toque, which is excellently adapted to the decoration consisting of velvet rosettes with floral centers, a high arrangement of flowers and leaves and puffs of velvet, the latter being placed on the crown at the back.



## SUMMER HATS AND BONNETS.

(For Illustrations see Page 705.)

FIGURE A.—LADIES' LARGE HAT.—This charming hat is a white fancy straw having a slight pokebrim and is al-



most entirely covered with a bed of shaded pink roses. It is pleasingly suggestive of youth and beauty.

FIGURE B.—LADIES' ROUND HAT.—A draping of taffeta silk is wound about the crown and on the broad brim of this hat. To the left side it is drawn down and through a long buckle. A fan-like wired arrangement of the taffeta rises just here, and great bunches of carnations with their foliage complete the decoration.

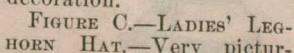
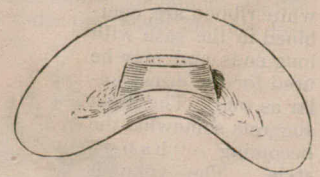


FIGURE C.—LADIES' LEGHORN HAT.—Very picturesque is this hat, with its chiffon puff crown, and decorations of plumes, aigrettes, velvet and flowers. A strikingly odd though very pleasing effect is produced by the arrangement of the flowers



about the edge of the brim. FIGURE D.—LADIES' HAT.—Billows of chiffon surround the crown, and chiffon is arranged in a large rosette in front. Over the brim, which rolls up on the left side, four plumes fall gracefully.

FIGURE E.—LADIES' WALKING HAT.—For general use this hat is especially appropriate. It is of brown straw, with a white brim-facing, and is trimmed with golden-brown ribbon, which is wound around the crown and made into a large bow with wired loops a little toward the left side of the front.



FIGURE F.—LADIES' LARGE HAT.—Exquisitely dainty is this Leghorn hat, with its trimmings of plumes, wired lace bows and ruche of chiffon. For promenade or carriage wear this creation is especially suitable and it would be a pleasing complement to a gown of any soft, thin texture.

FIGURE G.—LADIES' BONNET.—This stylish bonnet is of gray fancy straw. Plumes and aigrettes give becoming height at the back, and a large steel buckle and *chou* of lace are cleverly adjusted in the front and on the left side. Velvet or ribbon strings are arranged to tie in front in the most approved style.

FIGURE H.—LADIES' ROUND HAT.—The trimmed sailor is charmingly illustrated in this instance. Dotted chiffon is profusely draped about the crown in front. Mercury wings and a *chou* of silk form the trimming on the sides at the back.

MILLINERY ORNAMENTS.—Feathers and curling quills, combined with ribbon bows, wired wings of silk and chiffon rosettes are in abundance for the trimming of the newest hats and bonnets. Flowers also are elaborately brought into play and are arranged in clusters and garlands and almost completely cover the whole hat. Two shades of silk are used in a wired shirred bow or wings, which is caught in the center with velvet and a Rhinestone buckle. Drooping quills are also held in position by the buckle. Simple though extremely graceful is a large *chou* of white chiffon with a white Paradise aigrette rising from its center. An arrow or comet with a star head composed of Rhinestones is especially beautiful.







## SUMMER MILLINERY.

The most fastidious woman may quite easily find a becoming hat in the numerous and varied styles shown, so universally beautiful is the array. Fancy straws in shepherdess, large, round, and short back sailor shapes are more generally seen, though the walking hat in modified form promises to be quite popular. The light, fluffy effects produced by profuse use of chiffon, tulle, net or *mousseline de soie*, so much in evidence just now in hat trimmings, seem particularly appropriate to this season, and perfection of artistic taste is displayed in the adjustment of this graceful decoration upon the models shown. Flowers used in addition to these diaphanous draperies also suggest glad Summer time. They are thickly clustered about the crown, under the brim at the back or side, veiled in net or tulle or combined with ribbon. A new and charming feature is the introduction of Renaissance lace over colored velvet, silk or *mousseline de soie*. The effect of this rich trimming is pleasingly elaborate, but in perfect taste. An example of this exquisite decoration was shown in a black chip hat with white brim facing. The shape was the always attractive Gainsborough. Black tulle with white Renaissance lace over it was draped simply but gracefully about the crown, falling over the broad brim. A large cluster of white roses with their foliage was disposed at the left side, giving the necessary height. The brim was caught up just here and seemingly held in position with a rosette of apple-green silk and a cut-steel buckle. Roses rested upon the hair a little toward the back.

A charming creation is a turquoise-blue fancy straw with white brim-facing. About the crown turquoise tulle is veiled in white chiffon with black lace appliqué, and maiden-hair fern falls gracefully on the brim. Violets are thickly bunched at the left side, and a black osprey aigrette is held in place by them. Three bunches of violets are under the rim at the back.

Another artistic effect is achieved in a turquoise-blue straw shepherdess with a wreath of apple blossoms and a band of black velvet about the crown. An Alsatian bow of black velvet gives the broad effect in front. The brim is double-faced, and a piping of black velvet finishes the edge. The apple blossoms are thickly clustered under the rim at the back.

Extremely stylish is a black fancy straw with its white brim facing, trimmings of yellow poppies and roll of burnt-orange satin. Beige Mercury wings stand at the left side, and a rosette of the satin is placed under the brim just below.

Feathers or plumes are introduced in combination with the chiffons and nets, also flowers, and always lend a very *distingué* air. A charming illustration of the blending of plumes and thin draperies is in a gray shepherdess shape having a creamy lace veil gracefully wound around the crown. Two long gray plumes, one on each side, rest upon the brim, falling from the front. A large *chou* of the lace caught with a Rhinestone buckle conceals the ends of the plumes. Just under the brim on each side toward the back is a fluffy rosette of the lace from which a small feather appears, falling on the hair. No more fitting accompaniment could be found to wear with a gown of gray cloth or silk than this exquisite hat.

Another pleasing hat in gray is a fancy straw with puff of shirred gray taffeta and folds of gray velvet artistically disposed about the crown. White lace appliqué falls on the brim in front. Gray quills spangled with cut steel are supported at the left side by a large bunch of red roses, and shaded roses rest upon the hair toward the back.

Black and white effects are always pleasing. A simple but attractive hat showing this combination is black straw with a white brim facing. White roses modestly veiled in black dotted-net surround the crown and fall over on the brim. An Alsatian bow of black velvet ribbon gives the necessary broad effect in front. The roses are under the brim at the back, according to the almost universal arrangement in this season's trimming.

Another charming creation carrying out the black and white idea is of black straw, a round, almost sailor shape. A puff of white chiffon with black lace appliqué is laid softly about the crown. Two black plumes are arranged becomingly in front, and white roses form the trimming at the back.

A most artistic effect is produced in a hat of white fancy straw with a thick wreath of ivy leaves and blossoms and pink roses massed about the crown, the roses and ivy falling over the

brim at the back. A little toward the left side are two wings of white lace.

A dainty little toque is shown in black fancy straw with pink roses and pink chiffon crown. The front is turned up and held in position by an Alsatian bow of black velvet ribbon through which two fancy pins are thrust. The brim is faced with pink chiffon and roses.

A strikingly dainty result is achieved in a creation of turquoise-blue straw, with the inevitable white brim facing, and having turquoise-blue chiffon veiled in Renaissance lace is gracefully laid upon the brim and about the crown. Two "Prince of Wales" feathers in turquoise-blue rise to becoming height in front and are caught with a Rhinestone buckle. At the back under the brim are large rosettes of the chiffon which fall upon the hair. One could scarcely imagine a more becoming and appropriate head-dress for the fair-haired woman than this for wear with a gown of white organdie over turquoise-blue silk.

The exquisite shades of the violet are shown in a round hat of violet straw with a turned-up brim at the back, where huge rosettes of a lighter shade of violet chiffon rest upon the hair. The chiffon is spangled with cut steel and draped about the crown. A large white plume falls gracefully over on the right side, and a smaller one gives the required height in front.

Pansies in their natural colors are thickly clustered at the back and around the crown of a light-lilac straw. Two shades of violet chiffon form large rosettes in the front, giving the becoming broad effect. Just below the brim at the back the pansies peep out very coquettishly.

The sailor shape is always well liked and is almost universally becoming. It is shown in the severe style which many women favor and also trimmed. A pleasing effect is produced in a white Milan straw, trimmed simply with a band of black velvet about the crown, and at the left side is a cart-wheel rosette of white and burnt-orange taffeta which supports two quills, one white and the other beige. A Rhinestone buckle seemingly holds this decoration in position. Black velvet is formed into a rosette and disposed under the brim at the back.

Bluet taffeta, with narrow, butter-colored lace at regular intervals, forms a drapery about the crown of another white Milan sailor and is wired to a becoming height on the left side. A dark-blue straw with tan crown is trimmed with blue spangled net, and a twisted bow of satin ribbon in the same shade is placed on the left side. Bluets form the decoration beneath the brim. For actual service this hat is especially appropriate, and it may be worn with any costume.

An extremely stylish walking hat is a brown chip having a rolled brim faced with white. A band of brown velvet is about the crown, meeting in front, where two white Mercury wings give the broad effect. A large bow of the velvet fills in the space.

The black and white scheme is carried out in another walking hat of black chip with white-faced rolled brim. Black-dotted white chiffon is softly wound about the crown to the left side, where black Mercury wings and black velvet rosettes complete the decoration.

Jaunty yet simple in style is a hat of the same shape in black straw, with trimmings of black net dotted with white, and black and white aigrettes. Two rosettes of the net are arranged to fall over the hair one on each side.

Simple though dainty is a toque of fancy pink straw. The crown is almost hidden with pink roses, and an odd feature is a wreath-like effect of the roses upon the edge of the brim. An Alsatian bow of black velvet ribbon is adjusted in front and gives the bit of character necessary to its completeness.

A *plateau* of black fancy straw moulded into a becoming shape has turquoise-blue velvet rolled under the brim, and two turquoise-blue feathers are held in place by a Rhinestone buckle at the left side.

A happy color union is achieved in a hat of green chiffon made over a wire frame, and almost hidden from view is the crown, which is a mass of bluets and foliage. Bluet velvet and foliage hold up the brim at the back. This hat is very attractive, and will appeal to the woman whose tastes are out of the common.


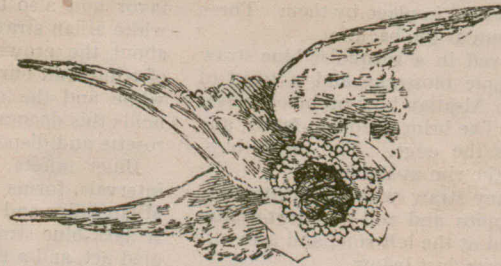
Red roses give a charming touch of color to a hat of white straw with black-faced brim. White satin covered with black dotted net, and the roses form the trimming about the crown; at the left side two black quills are fastened by a Rhinestone

buckle. The brim is rolled up at the back, and the roses combined with black velvet are adjusted here on a bandeau.

Picturesque is the effect attained in a black shepherdess with white brim, upon which rests a wreath of shaded pink roses and drapery of coarse black net. Over the bent brim at the back the roses are brought down upon the hair in graceful style. Two long, drooping quills fall over the hat from the left side. The shades of green and blue which blend so admirably are

Green and burnt-orange enter into a charming color scheme in a green straw draped with a puff of shaded burnt-orange taffeta about the crown meeting in front, where a bow of black velvet and a black aigrette give both the height and breadth necessary.

A veritable flower garden is the verdict one might pass on a charming creation in white fancy straw, which is fairly covered with lilies-of-the-valley, white roses and violets. Turquoise-



#### NOVEL DECORATIONS FOR SUMMER HATS

seen in a green straw with an oddly peaked crown, which is quite covered with green leaves, and a large bow of blue velvet is placed at the left side toward the back, where the brim is twisted up and held in position with shaded green roses.

A *plateau* of beige braided straw is formed into a *toque*, the rolled brim of which is caught up on the left side. Here two natural plumes fall toward the back and are held in place by a steel buckle. Red roses are artistically arranged just below, giving tone to the otherwise rather sombre effect.

blue ribbon forms an Alsatian bow and is disposed at the back, and rosettes of the ribbon hold up the brim, which is rolled at the back.


The Leghorn—ever dear to the heart of woman—is seen in all sorts of fantastic shapes, and, trimmed with soft draperies and flowers, produces most delightful effects. A novelty in mourning veils is a coarse Brussels net, with a three-inch band of crape forming a border. The extreme lightness of this veil will assure its popularity.

THE HOME is an attractive pamphlet, containing experienced advice upon the selection of a Residence, Sanitation, Renovation, Furnishing, Upholstering, Table Service, Carving, House Clean-

ing, The Repairing of China, Preservation of Furs, The Cleaning of Laces, Feathers and Gloves, and a variety of facts helpful to the housekeeper. Price, 1s. (by post, 1s. 2d.) or 25 cents.



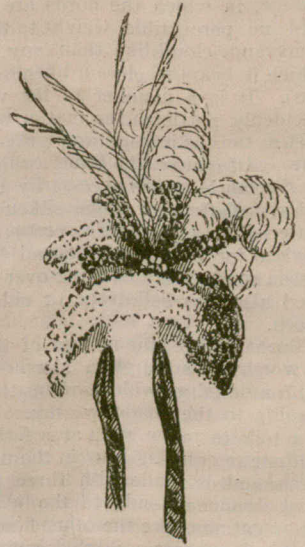
A



F



D



G



B



H



C



E

## SUMMER DRESS GOODS.

Textiles of one color in woollens are now more in request than vari-colored novelties, and their chief attribute is gauziness. This quality, which characterized the earliest display of woollens, becomes more and more manifest as the season advances. Light and fleecy as a Summer cloud they rest upon their colored foundations, and the most is made of them by the styles offered for their development.

Among the favored solid-hued fabrics is included a transparent poplin, between the ribs of which the lining appears in rifts of color. Not unlike this is tringeline, which in some varieties bears faint water-markings. Transparent granite resembles the uneven weave familiar to shoppers, though infinitely lighter in texture. Crêpe barège is an exquisite fabric, rather newer though not more stylish than plain or corded barège, in which the cords are waved across the surface and add no perceptible weight to the light-textured goods. More filmy and cloud-like than any other fabric save chiffon, to which it bears so close a likeness, is chiffon de laine (wool chiffon). It is a member of the veiling family, and its type is decidedly patrician, no matter what the color may be; réséda, castor, tan, heliotrope and gray comprise the present range of lines. Of course, the lining, which gives substance and firmness to the fabric, must necessarily be chosen with care as regards color. Taffeta or some silken lining is imperative with this material, and turquoise, cerise, green or watermelon-pink is advised for any of the neutral hues, while the heliotrope and réséda shades may be hung over pale-yellow; the latter may be used also over heliotrope or old-rose, and heliotrope over leaf-green.

Burnt-orange, the newest of the vivid yellow tones, is never so worthy of admiration as when seen through a gray mist of chiffon de laine, which softens the yellow, the color in turn giving life to the shadowy gray. This combination was evolved in a toilette to be worn at a fashionable Summer resort, white chiffonette entering also in the union. The skirt is cut in three pieces and is made with three graduated flounces. The top-most flounce extends to the belt at the back, falling in flutes below gathers, like the other flounces, and suggesting a drapery by its adjustment. Slight ripples are observed in the flounces at the front and sides. Ruches of inch-wide white satin ribbon outline the edges of the several flounces and emphasize the effect of a tablier produced in the front of the skirt by the arrangement of the flounces. The waist has a seamless back tucked across in three groups, the lower edge being gathered almost as full as the fronts, which are tucked to correspond with the back. Revers are made to turn back from the fronts, which flare open over a full vest of chiffonette made with two groups of tuck shirrings. The vest is extended across the back to form a very shallow full yoke, the neck being rounded to display it. A tucked standing collar of chiffonette replaces the plain standing collar originally planned. The revers are simply edged with a ribbon ruche, which also borders the yoke, and the cuffs, which flare over the hands from the sleeves, are tucked in groups to accord with the bodice. A white satin ribbon belt bowed at the left side of the front adds a completion. A large, gray, fancy straw hat trimmed with white plumes and roses in burnt-orange, white kid gloves and a white silk parasol ruffled with tiny frills of silk belong to the outfit.

In an étamine, which is also an open weave, the threads are woyen irregularly in clusters of knots over the surface, which produces a clouded effect. Though really of one color, the effect of a combination of tones is accomplished in a wool crêpon honeycombed with tiny silken cells, the material being of the light-textured order. Only the lining can bring into view the self-colored dots woven in a wool grenadine of a wiry nature. Large black grenadine checks alternate with colored ones—red, green or bluet—in a charming all-wool novelty. In an admixture of silk and wool grenadine the upper layer is castor, gray, cerise, green or heliotrope and acquires a silvery sheen from a silver silk grenadine under-layer, which also gives to the upper surface the effect of water-markings.

An artistic novelty, which has also a silver under-layer of silk, has a crêpy surface of green, heliotrope or some other color traversed by crimped, silver, undulating silk stripes with dots between and a border of straight stripes. Black is introduced at the lower part to give a darker hue to the color in the goods.

The fabric may be made up so that the dark portion comes either at the bottom or in front.

Even the travelling gown will this season be made up of light-weight goods, such as étamine in two tones or in mixtures copied from cheviots, which they are made to resemble more closely by the introduction of knots and boucles. In a sample of white-and-navy étamine of this kind black knots vary the surface, and in another, combining blue, brown and white, brown knots appear. Light color mixtures are seen in a very light-weight cheviot also made up in gowns for travelling and general wear, the material being substantial enough to develop a jacket, for skirt-and-jacket suits are the favorites for the purposes suggested. Nearsilk or percaline is the preferred lining for these when silk is not available.

Many fine novelties are displayed in black silk grenadines, which figure among the dressy fabrics for Summer wear; their usefulness, however, does not end with the season, grenadines being worn as well in Winter at evening receptions. One variety presents very wide, corded grenadine and crinkled silk cross-stripes in alternation. A plaid is similarly formed in another specimen of the same class. Tied effects, such as appear in drawn-work, vary others. Some have undulating or chevron broché stripes traversing a sewing-silk surface, or rings or diamonds, also embossed. Escorial braid in a vermicelli pattern and black silk flat braid separating the braided stripes stand out very effectively from a sewing-silk surface. There are also Mexican grenadines and Hernanis with corded or satin bayadère stripes or tucks woven across. Double satin tucks divided by a cluster of cords traverse a camel's-hair grenadine, and other members of the camel's-hair clan have raised cords, which occur at more frequent intervals in some kinds than in others.

The ground of a black sewing-silk grenadine is like chiffon and is woven with narrow lengthwise satin stripes crossed with inch-wide plaitings of grenadine. This material is mounted on a turquoise taffeta lining and combined with plain sewing-silk grenadine in a carriage toilette. The five-gored skirt has a gathered back and is ornamental enough without added trimming. The bodice is made low-necked of the plain grenadine, with a yoke of the fancy grenadine. The fulness in the seamless back is collected in plaits at the center. The front blouses a trifle and is cut in fanciful outline at the top. The standing collar is cut from the plaited fabric, as are also the sleeves and sleeve caps, the flaring cuffs of the plain grenadine being stiffened by a silk lining. Round the waist is worn a sash of plain grenadine, and the ends are trimmed all round with plaitings. A large black spangled-net hat trimmed with turquoise-blue net and black feathers, white glacé kid gloves and a black chiffon parasol trimmed fluffily with chiffon frills complete an admirable ensemble.

Black silk skirts are more fashionable than ever, and among the silks chosen are taffeta royale, grosgrain and Habutai. The new Habutai is of French manufacture and, unlike its Chinese prototype, is woven with a certain amount of stiffness, though it loses none of its pliability in consequence. In addition, it is as lustrous as taffeta and will not spot, as China silk will, should water touch it.

Foulards are as fashionable as they were last Summer, and in many instances the designs are large and branching, as in a specimen showing a green-and-blue background printed to represent natté silk, the design being in white. White dots and scrolls figure a Roman-striped foulard of satin finish, and an odd device in white-over-black is spread over a finely striped heliotrope-and-green silk. The same color combination is developed in large checks in a foulard printed all over with a design in white. The device in green-and-white scattered over a foulard ground suggests the haphazard color combinations in a kaleidoscope. Black dots and white spiral figures diversify a wood-brown ground, and on a white-and-pink ombré-striped ground broché figures are woven in cloud effects. Large, rolling waves with white crests are suggested in the broad stripes undulating across green, heliotrope and other shades of foulard. Graduated stripes, both serpentine and straight, run from side to side of wide foulard silks in green or heliotrope on black grounds.

Plissé taffeta, in broad, slightly wrinkled, tinted stripes separated by groups of black satin lines, is among the newest silks for waists. Fancy plaids, ombré stripes and figured taffetas are used for entire gowns.

New among cottons are the bordered gingham, some with white and others with colored corded, borders contrasting with the gingham; as, for instance, a pink gingham with a *réséda* border or a tan with a blue border. In silk plaid gingham the blocks are woven bias, and in most instances black is introduced in the plaid, one sample of which mingles blue, white, pink and yellow, and another pink, *réséda*, brown, white and yellow, an iridescent effect being produced.

Pink and blue silk lengthwise and crosswise stripes produce a plaid effect on a black cotton grenadine ground. Green, pink and white are blended in wide, undulating stripes, which cross a Swiss in both directions to form an odd plaid, the material being dotted, as are most Swisses. Small checks in purple-and-yellow or in navy-and-white are formed in the exquisite, web-like pineapple cloths described earlier in the season. Floral stripes that resemble embroideries alternate with groups of heli-rope stripes in a black cotton grenadine. and in a fine mohair

Swiss the clans are well represented. Another sort of mohair Swiss in solid colors, and also in *ombré* stripes of pink, heliotrope and other colors, has lace figures woven both in white and in colors.

White squares of various dimensions are printed on navy-blue challis grounds in addition to lengthwise satin stripes matching the ground, and black squares cover a white satin-striped challis ground. Then groups of white dots describing rather wide undulating stripes are printed on navy surfaces, and on a white satin-striped ground are printed eccentric figures in blue and green, a combination long since decreed popular.

Almost every woman nowadays hangs her skirts rather than fastens them on their linings. The sheer cotton waist, according to present designs, needs no lining; various colored slip skirts and, if desired, under-waists may, therefore, be made of lawn to wear under one dress, and a change effected very simply and in a manner within the limit of any person's means.

## FASHIONABLE GARNITURES.

The Summer gown possesses a charm all its own, and its lightness and airiness appeal to the aesthetic sense. These characteristics are dwelt upon with greater emphasis than ever this season; the ribbons that flutter all down its length give it grace, and the lace a softness which no other trimming is capable of producing in like measure. There are hosts of other trimmings beside these, which, however, confer charm and style upon the Summer gown—for instance, jets, which are invariably elegant; jewel-studded or spangled trimmings so artistic in workmanship and coloring as to compel the admiration even of staid tastes; appliqué embroideries that are real marvels of daintiness, and chenille-run laces attractive at once because of their novelty and beauty. These are among the popular types of trimming, each of which is cast in a multiplicity of designs to swell the variety.

Point lace is imitated to perfection in a new lace of the manufactured variety, the tiny points and picots and fine stitches being reproduced with wonderful delicacy. Narrow widths of it are made for outlining frills and other adjuncts and wider ones for application upon either skirt or waist or upon both. Serpentine, festoon and other fanciful outlines are observable in these laces. One very lovely specimen presents a ribbon and flower effect. There are round and diamond-shaped medallions shown in insertions, which may be used continuously or separately. Motifs are more popular than ever and are employed in various ways upon silks and likewise upon woollen fabrics of a gauzy character. Branches of flowers, very real in form, roses, leaves, bow-knots and other devices are produced in *écru* Russian lace and also in point Venise. An ivy leaf ornament in the latter variety is a perfect copy of tatting, and being very open is very effective.

The *écru* tone of the present season is deeper than ever before. It appears in insertions and edges in the heavy point Venise laces and likewise in the all-over lace nets, which may invariably be matched by insertions and edges. Spider-web lace is deserving of its name, the meshes being a fair presentment of a web, which in some instances enmeshes a flower and in others a leaf. This is obtainable in all-over net, as well as in edgings, etc. The new Mechlin laces look very like English thread, and their use is extensive upon cotton gowns, though, indeed, they are deemed worthy to adorn fine wool fabrics. An instance of the effectiveness of this new variety of Mechlin lace as a trimming for wool goods is illustrated in a toilette of castor *barège* made over a green taffeta lining, white satin ribbon being also used as a trimming. The skirt is made with a circular flounce, the joining of which is concealed by wide Mechlin lace in a rose pattern, two additional rows being let in above the flounce. The waist has fulness in the back at the center, the fronts being very full. Three rows of insertion encircle the waist, and as many more each sleeve, a single row trimming each sleeve-cap. The standing collar is concealed by white satin ribbon arranged in a knot at the left side of the front. Around the waist is worn a sash of the fabric, with the ends trimmed with insertion and a *ruche* of narrow white satin ribbon outlining them. A shepherdess hat of fancy castor straw, trimmed with white illusion and pink roses, and *glacé* kid gloves to match the dress fabric complete the toilette.

Other Mechlin laces and also Valenciennes and *point de Paris* laces are used without stint upon organdies, dimities and other sheer wash fabrics. In the Mechlin and *point de Paris* varieties insertions may be obtained in undulating as well as straight outlines, which are frequently emphasized by narrow silk or velvet baby ribbon framing. Rows of lace insertion are let in a skirt in lengthwise rows, and crosswise rows are inserted in the flounce bordering the skirt. Almost every skirt, especially if it be of cotton goods, has a flounce and often many; and lace is the almost universal trimming, in conjunction with ribbon. A coarse-meshed cotton net all-over patterned with flowers is known as cashmere lace and is applicable to very fine fabrics.

Black Chantilly lace is fashionable among black laces; on the flounce skirts and likewise in the nets shown for waists and in the edgings and insertions available for trimming, *craquellé* net is frequently combined with Chantilly lace. Skirt panels are offered as a novelty in black Chantilly lace, from five to eight being applied upon a skirt, and between them may be set row upon row of silk, ribbon or net ruffles. Panels in a diminished size to match the long ones are favored as a bodice trimming, and modistes vary the adjustment considerably.

The colored chenille laces are acceptable for very dressy foulard, taffeta and woollens of a high class. Then there is a novelty lace akin to it, known as *Cyrano* lace, the foundation of which is colored and run with a thick fancy silk cord that defines the patterns of the lace. Black lace in scroll effect is woven at one or both edges of white chiffon, which will contribute a very dainty trimming to a Summer silk or a grenadine gown. Then there is *craquellé* lace in both black and white all-over spotted with chenille dots to match the net, the dots being more thickly strewn along the edge to give a better finish. Renaissance lace is made of a lighter braid than heretofore and is called modern Renaissance, the designs being very little changed in the new style. Fascinating effects are achieved with ribbons, which aside from sashes and bows are used in manifold ways.

Velvet ribbon in two or three widths is applied to skirts in encircling rows from belt to edge, only a short distance above the edge, or in suggestion of a drapery. Ruffles, which especially are applied one above the other or in spaced rows, on black silk skirts are generally supplemented by black velvet ribbon trimming, one, two or three widths being applied to the ruffles, as preferred and according to the width of the latter. When spaces are allowed between ruffles, they are often filled by rows of ribbon. Narrow satin ribbon an inch or less in width, in navy-blue, black or white, is edged with colored baby ribbon and frilled round a skirt in three, five, seven and even more rows, an uneven number being always more pleasing to the eye, when several rows are employed, than an even number. This should be observed in all round-and-round trimmings. A navy-blue wool grenadine gown recently seen was enlivened by rows of navy satin ribbon about three-quarters of an inch wide, edged with bright cherry-colored baby-ribbon put on straight on the skirt in five lines. On the waist a round yoke effect was described in the same way. Cottons are susceptible of a similar treatment of ribbon. Sash ends, when made of the

material or of silk, may also be trimmed with these dainty ribbon frills.

In the colored trimmings gold cord is almost always introduced, sometimes as the prominent feature, or merely a thread being interwoven with colored embroidery and spangles, in the heart or stem of a flower or the veining of a leaf. In a choice trimming of white silk cord, of which the motive is a scroll, small pendant ornaments, like acorns, are overspun with a network of gold thread. Réséda and white soutache braid are combined in a medallion pattern threaded with gold. A lattice of steel bullion is introduced in a white-and-tan silk braid scroll trimming. Minute gold and silver spangles and heliotrope silk roses are shown in a white silk cord trimming of rare daintiness.

The appliqué embroideries have become vastly popular as trimmings for foulards, and when properly applied they seem to be wrought in the goods. Some are of chiffon in floral effects, and others are worked entirely in silk, the flowers frequently being done in Nature's colors and shadings. Pink carnations and leaves are offered in one specimen and purple and yellow silk pansies in another. A basis for a light and artistic trimming is Renaissance lace, upon which flowers are formed of tiny gold and pearl spangles. White *mousseline de soie* is also used as a foundation for steel beads, blue spangles and pearls in addition to scrolls of black Chantilly lace. In some of the novelty

colored trimmings Rhinestones or other jewels sparkle in the hearts of flowers or give a touch of brilliancy elsewhere; or silver or colored cup-shaped spangles are introduced, simulating the jewels. Entirely new and as practical as it is dressy is a net draw-band trimming studded with tiny steel points, and provided at both edges with a cord by which the band may be drawn at either edge to produce a frill, or at both edges to form a puff trimming. These bands are obtainable in one-quarter, three-quarter and one-and-a-quarter inch widths and are applicable alike to silks and woollens.


Tom Thumb fringe in black and in colors is returning to favor as a trimming for woollen gowns, upon which it may be used in the same way as other narrow trimmings. Straight, serpentine and fancy scroll headings of gimp are obtainable as a finish for these tiny fringes. Then there are bow-knots of various sizes and forms made of jet spangles and also realistic butterflies. Long and rather slender leaves are copied in small seed and large pear-shaped cabochons in a separable trimming, which a tasteful modiste will know how to dispose to produce the happiest effect. A favorite lattice trimming is made of jet scale spangles, and large cabochons are placed at the points of intersection. Yokes, vests and other accessories may be overlaid or made of this trimming, which may adorn grenadine or silk gowns, adding but little weight.

## SOME DAINTY NOVELTIES IN RIBBON WORK.

By EMMA HAYWOOD.

The revival of ribbon work has taken a strong hold upon those interested in fancy-work. While, strictly speaking, ribbon work is but a revival, it is carried out in a manner totally different from the methods pursued by our great-grandmothers. The results produced by them were, as a rule, somewhat stilted, and the execution was far more laborious. For instance, most of the flowers were made separately by gathering the ribbon diagonally, and when drawn up each point on the inner side was caught down, the outer point forming a petal. The foundation was thus covered by following its form round and round until quite filled up. Next it was transferred to its place on the design. Now, however, a far more realistic and artistic effect is gained by threading the very narrow ribbons made for the purpose in a needle

with a long eye sufficiently large to carry the ribbon through the material easily; the work is proceeded with exactly as in



LARGE PHOTOGRAPH FRAME.

embroidering with silk in the usual way—with the difference, however, that the ribbon fills a given space with remarkable rapidity, imparting a raised appearance that adds greatly to the richness of the finished work.

It is well known that except in the hands of a very skilled worker, double roses do not look well in solid embroidery, especially if they be small; the single wild rose, therefore, is universally preferred. But with ribbon work the case is different, for it represents very charmingly a small, double rose, such as is shown on the design for a photograph frame.

Crinkled ribbon is the greatest novelty for this style of fancy work, and it gives better results for double flowers than the straight ribbons. When employed, it is hard for the inexperienced eye to detect that ribbon has been used at all, for the blossoms appear as though they were embossed in solid, fine, silk embroidery. Lace braids, crinkled as well as plain, are much used in com-

bination with ribbon work. An example of the crinkled braid is given also in the design for a large photograph-frame, the scrolls being carried out with it entirely.

The braid is first basted on with fine threads in very small stitches on the right side (because it is not necessary to withdraw the basting threads). Care must be taken not to straighten the braid, but to lay it down so as to give the crinkling its full benefit. It must be noted that this work can be done properly only when stretched in a frame such as is in general use for church embroidery, for if ribbon work is handled, much of its delicacy and crispness

will be lost. When fixed in position the braid is held down either by means of gold passing thread, or silk, such as etching silk, in a color corresponding to the color of gold thread. The stitches are taken between each individual crinkle the full width of the braid, but just inside of the selvedge. The effect is novel and charming. The dots inside of the scrolls are executed in French knots with thick embroidery silk, which should also be of a gold color.

The upper and lower scrolls are filled in with cat stitch in silk of the same color, but of a finer size. The two forms immediately above and beneath the opening for the picture are filled with crossed bars of coarse gold silk, and the intersections are held down with white silk worked over and over, until the dots are raised like pearls. The stems of the roses and forget-me-nots are put in with filo floss in close stem stitch, and the foliage, buds and flowers are worked with ribbon. The ribbon passed once through is sufficient for each petal of a forget-me-not. A French knot in yellow silk completes the center. For the rose petals about three shades of pink will be needed. The stitches are put in closely side by side, taking the direction of the shading lines. The leaves are treated just as though working in satin stitch, the only difference being that two or three stitches are sufficient to complete each leaf. Nothing has yet been said about materials for the foundation.

This should be preferably of satin of good quality, as this shows up ribbon combined with lace braid work better than anything else, although both silk and fine linen are sometimes used. Any delicate shade is desirable, a due regard being had for the scheme of colors employed; this should be carefully considered before the work is begun, as much depends upon it. The example illustrated is worked on a very pale shade of Nile-green, and this can scarcely be improved upon for this particular design, although, perhaps, the palest shade of lemon-yellow, if preferred, might be equally successful. When finished the work should be mounted in a frame, with a narrow gilt moulding around it; it is always usual to mount the best needlework frames under glass.


The design for a small photograph-frame is quite simple, but it is also very effective. The ribbons are put in with solid embroidery, using a single strand of filo floss, and the wreaths are worked with ribbon in any preferred color contrasting harmoniously with the bow-knots. The berries may be represented by French knots, or in satin stitch raised by working first in one direction and then in the other.

The design for a blotter is particularly beautiful. The method of working each part is covered by the descriptions already given, except that relating to the basket. For this a very fine cord should be couched down, following the foundation lines on which the basket is woven. Next take a double strand of filo floss and, starting from the outside, pass the floss over two lines; then bring the needle up behind the last line but close to it; pass over that and the next line and repeat across the


basket again and again until finished. The work should be started always from the same side. The edges are worked in satin stitch slightly filled to raise them a little, the twist lines being afterwards put in with a burnt-sienna shade of brown.

This blotter, nicely made up on firm cardboard and lined with silk, would make a charming wedding present. It is best to put a little padding under the decorated side, as this removes the necessity of undue straining in the mounting. The design shown is made on a foundation of fine linen. The little bunches of yellow daisies—black-eyed Susans—are skillfully caught and tied here and there with

the yellow ribbon, which forms almost a wreath effect upon the linen. The shades used in the basket combine yellow and brown.



SMALL PHOTOGRAPH-FRAME.



BLOTTER.



## SOME COLLEGE STORIES—No. 2.

WELLESLEY.—By KATHARINE REED.

## I.—THE SPIRIT OF THE INSTITUTION.

"Ladies and—ladies," began the class president, rising in her place at the head of the table and sweeping in one comprehensive glance the long dining-room filled with young women in academic garb. "We are met to-night in solemn conclave to determine once for all what is the Spirit of the Institution. From those verdant Freshman days when we began our gropings after knowledge under Alma Mater's guidance and first heard the phrase—those ignorant days when we imagined that this dread spirit was akin to those "sheeted ghosts that did squeak and gibber in the streets of Rome"—to these Senior days when we realize that it is something far more potent and dreadful than any disembodied thing, we have wondered and pondered over the Spirit of the Institution. Now, as we near the close of our college life, let us to-night discuss the subject at length and solve the problem, if it be possible to do it."

With this introductory speech the president favored the toasts of the evening, which were responded to by the choicest wits of the class. The occasion was the Senior dinner given the week before Commencement, when the students were practically emancipated; only the members of the Senior class were present, and all wore the stately black cap and gown.

It was late in the evening, and the sober-faced black servitors had retired from the scene, for the dinner was over, and the girls were left to the feast of reason and flow of soul, which could be given full swing only behind closed doors. The hundred and fifty bright faces were turned toward the table at the end of the long dining-room, where the president and the speaker of the evening were seated. All restraint was removed, and fun ruled the hour with many a merry quip and crank. Some of the girls rose between the speeches and left their places at the tables to seat themselves on the broad high window-seats, ready for the toasts as they were proposed.

The windows were open, and Louise Brandon, as she leaned back against the massive cornice, could look up and see the stars shining above the towers of the great college buildings. Now and then a swaying branch of the ampelopsis vine that covered the walls of College Hall touched her with its tendrils like little baby fingers, as the soft June night wind blew it gently to and fro, and the faint fragrance of new-mown hay came to her from the campus. Louise lost one or two of the speeches, for she was thinking over the past four years, so long in the living but so short in memory, and she suddenly realized how dear to her it all was—the college, the life there, the friends she had made.

But when Sue Masters rose to respond to a toast, Louise's straying thoughts were recalled, for Sue, her dearest friend and one of the brightest girls in the class, was always worth listening to when she "orated." To-night she was at her best. She pictured the Spirit of the Institution as a grim spectre, worshipped by Faculty but abhorred by students, stalking through the college halls and shadowing the innocent pleasures of the girls. Every particularly interesting frolic or girlish lark planned was met by the statement that it was "contrary to the Spirit of the Institution," or "contrary to precedent." And "a precedent embalms a principle," quoted the college author-

ities with an emphasis that put the proposition beyond dispute. "So," concluded Sue, with a wicked smile, "remembering the sufferings and disappointments that this evil genius of our college lives has caused us to endure, I call upon you to pledge with me this toast: Here's to the Spirit of the Institution—drink it down!"

And with much applause and laughter they drank it down.

Louise laughed, too, but she began to think seriously of the meaning of the phrase, and when the gay gathering broke up in the "wee, sma' hours" and the corridors of College Hall were full of Seniors stepping softly to their rooms, that the slumbers

of their less fortunate sisters might not be disturbed, Louise and Sue, walking slowly and with an arm about the other's waist in Freshman fashion, discussed again the subject of the evening's jests. The jolly fellowship, *camaraderie*, that had been the spirit of the class dinner! Was not that one phase of college life interpretation of the meaning of the expression, "Spirit of the Institution?" thought Louise as she sleepily locked her door and put out her light.

The next morning Louise looked at her memorandum list headed "Things that must be done this A. M." and wondered whether the prevailing atmosphere of the college might not be called *rush*, for how one

poor pair of hands and feet could perform all the work called for was a mystery; rush alone could solve the problem.

Here is a part of her list:

Copy thesis on Christian Socialism.  
See laundress and settle her bill.  
Order flowers from the village florist for Sue's birthday.  
See Prof. Outler about my guests for the Commencement concert.  
Return all the books I have borrowed.  
Sweep my room.  
Keep appointment with the class photographer at his studio.  
Get check from papa cashed at the office.  
Send invitations for Commencement to everyone at home.

All this she did in the morning and took an examination in German in the afternoon.

"And still the wonder grew

How one poor head could carry all hers knew."

In the soft June twilight of the idle hour before dinner Louise strolled down by the lake, and there she heard Sue's voice leading a college song; presently she came upon the singers—five musical Seniors perched in a row upon the hand-rail of the steps leading down to the little pier where Sue's canoe floated.

"Sweet and low, sweet and low,  
Wind of the western sea—"

they were singing by the time she reached them, and the girlish voices blended harmoniously in the tender lullaby, as the sound floated out over the water. When the song was ended they sat in silence for a little while, then began one of those thoughtful,



FIVE MUSICAL SENIORS PERCHED IN A ROW.

confidential talks, which even the most flippant and careless college girls enjoy sometimes. Reminiscences of the sober and earnest part of the life now almost finished, planning what the future might bring to them, regret over the ambitions unattained and the failure to improve all the daily opportunities for culture of the broadest and finest kind—all these mingled in their conversation. Louise's thoughtful face when she walked away from the lake was as calm and sweet as a study of the Madonna; one could not resist the thought that *earnestness* pervaded the very college air she breathed and seemed the key-note of the life there.

A day or two more of hard work finishing theses, and her last paper was handed in to the professor of philosophy; still with her mind intent upon her work, she ran to Sue's room to discuss a mooted point in the psychology of dreams. Sue was playing her banjo and singing with much spirit a favorite song, beginning:

"There is a fair young college built  
Quite near to a great town;  
From her proud heights seven hundred maids  
As wise as owls look down."

## II.—A SOUTHERN CAP AND GOWN.

Anyone except a college girl would have been in the depths of despair, but Helen Porter was surveying the confusion with an air of positive enjoyment. Even an experienced house-keeper, accustomed to May movings, might well have quailed at the idea of bringing order out of such chaos. The janitor, sole masculine inhabitant of these precincts, who was employed—according to an ancient pun among the girls—to do the manual labor, had ranged three trunks and two boxes with military precision in a formidable row. All stood open and half-unpacked. A great pile of note-books adorned the book-case, and a partly hemmed silk curtain dangled from a brass rod on top. The windows were still bare of draperies, although the pretty ruffled muslin curtains lay on a heap of pillows on the broad window-seat. An immense fishnet from Gloucester, odorous of salt and tar, was tangled up with shoes, pictures, tennis paraphernalia and a pair of oars on the floor, while a brass teakettle exchanged indignant remarks with a silver chafing-dish in the corner behind the dressing-table.

Deftly and happily Helen unpacked, sorted and arranged, so that in a few hours the little sitting-room was transformed. The bookcase presented shelves laden with neat rows of books, the draperies and pictures were hung and the tea-table was set forth in all its bravery of cups and saucers.

"There," she said, sinking into her steamer chair, exhausted but satisfied. "I'll leave the rest until to-morrow; then Mary will be here to help me cover the divan and arrange the bedroom." As she sat there smiling and thinking of the happy Senior year she meant to have with her chum, there was a knock, and with a note and a telegram in came the elevator girl, for no elevator boys adorned this institution, and a brighter person for the place than the quick-witted maid of Bassett Hall could not have been found.

Helen tore open the telegram and read with dismay:

"Have decided to spend the Winter abroad with Aunt Celia. So sorry to disappoint you. Sail to-morrow."  
MARY MORTON.

"O Mary mine, how can I enjoy my Senior year without you!" she cried; suddenly all her interest in the pretty room vanished, and she sank down on the window-seat and looked dismally out upon the beautiful lake, where the class boat was being gently rocked by the rising breeze. Mary had pulled

She broke off abruptly to say: "Louise, do you feel as wise as an owl?"

"Yes, at this moment I do. I have been deep in my thesis all day long and feel tremendously intellectual; do you believe *wisdom* to be the Spirit of the Institution, after all, Sue?"

But Sue only smiled, with a Sphinx-like expression, and said neither yea nor nay.

A few days later Commencement closed the book of the history of Ninety-blank. Louise and Sue listened with the others to the gracious words of the college president before the presentation of the diplomas; her concluding expression was this: "May you all go out to your work in the world ready to carry out the high ideal of womanhood held by the noble founder of this college, and imbued, above all, with the Spirit of the Institution."

That night Louise stopped in the absorbing occupation of packing her trunk to inquire, "Sue, dear, what do you think the president meant this afternoon, when she used that phrase?"

"Louise," said her friend with unwonted seriousness, "Don't you believe that if we try earnestly to live out all the lessons we have learned here we shall understand then?"

stroke oar in the class crew; how could life go on there without her? Presently she opened the note that had been sent over to Bassett from the general office in College Hall. And this is what she read:



UNDER THE FRESHMAN TREE.

"Miss Morton will not attend college this year. Will Miss Porter kindly select a Freshman roommate?"

Mysterious are the ways of the Faculty in general, and aggravating are the ways of the Faculty secretary in particular. Miss Helen Porter, Senior, rose in huge disgust, locked her door and went forth for a long walk to calm her troubled spirit. First down by the lake path, then on through the woods and out of

the college grounds by the East Lodge gates into the pleasant street of the village. Mechanically she wandered into the station. A long, vestibuled train from the West was just sweeping down the track, and Helen stood there idly watching the girls alight. Pretty girls, homely girls, tall and short girls, girls with banjos, with cameras, and with golf sticks and, finally, to the horror of her aesthetic soul, a girl with a carpet bag and a bird cage!

Straight up to Helen came this last arrival and inquired with an unmistakable southern accent: "Please, ma'am, will they let me stay at the college for a few nights?"

The habit of college hospitality and a feeling of pity for the Freshman's freshness induced Helen to answer, "Why certainly; have you not had a room assigned by letter?"

"You see," said the girl, "they are not expecting me. They would not accept my certificate because they didn't know my teacher down in Santee, and I reckon they thought I'd better not come to try the examinations, because if I failed they would send me right home again, and it would be time and money wasted." Then she smiled decisively and added, "But I have come anyway, and I brought my mockingbird, because he would be so lonely at home without me, poor fellow!"

Helen was simply amazed, and when the girl inquired, in the naïve tone of a lost child appealing to a stranger, "Are you going back to the college now and may I walk with you?" the dignified Miss Porter, to her own inward astonishment, graciously assented. But it was hard to ignore the bird cage!

Helen learned the entire history of her protégée before they reached the College Hall. Her name was Willanelle Hepburn; her father was a cattleman in a far-away corner of southwestern Texas, and her mother had died when she was a baby.

"Where did you go to school?" inquired Helen.

It thereupon developed that Willanelle's education had been conducted by a friend of her father's—"a man who knew everything." Helen learned his story later; he had belonged to a fine old Puritan family and had been educated at Harvard, but becoming involved in a very unpleasant incident just after leaving college, had deemed it prudent to leave New England hastily and permanently. His family no longer recognized his existence, though he received money regularly through his father's lawyer. He had a bright mind and was a born teacher; and he had a promising pupil in Willanelle Hepburn and naturally suggested that she prepare herself for entrance to one of the great women's colleges of the East. The girl's ambition was roused, and teacher and pupil worked hard for several years before he pronounced her fully prepared.

But the great college officials sent word that they didn't want a student who had never attended an accredited preparatory school, and that it would not be advisable for her to come East to try the entrance examinations at the college, lest she should fail and be unable to stay. Santee was dismayed. But Willanelle said nothing, secured a sufficient amount of money from her father and set forth alone to put her fate to the touch.

And there she was, full of admiration for the beautiful grounds and stately buildings, but perfectly at ease. Helen took her charge to the officials, and Willanelle's frank, intelligent face made a good impression in spite of her provincialisms in dress and manner; she was told that if she passed creditably she might stay, although there was no room provided for her—rather a serious matter in the crowded state of the halls.

Helen, thoroughly interested in the Southern candidate by this time, actually went so far as to put her in Mary's empty bed. She saw that the girl was bright, but as unsophisticated and as brusque in her remarks as a child of ten.

The examinations lasted three days and covered eighteen subjects. Then came a day of suspense; and then the names of successful candidates were posted on the bulletin board. The unsuccessful were mercifully left in nameless oblivion. The excitement was great; thankful mamas embraced fortunate daughters in the reception-room, and one unlucky girl, worn to a shadow by work through the hot Summer months to get within the guarded portals, fainted when she found she was still outside. Several weeping damsels were quickly hustled away by discouraged fathers and mothers.

In the midst of the general confusion Willanelle was informed by the secretary that she had made the highest grade in the examinations—she, who had never known a graded school or a

competitive examination—and she hastened to send this dispatch home to Santee:

"I shall stay; please forward my trunk.

WILLANELLE."

Then she sped over to Bassett to say joyfully to Helen: "Isn't it nice? Now I can stay and room with you all the time!"

Dumbfounded, Helen could find nothing to say. So the matter was settled, and the mockingbird sang in No. 20, Bassett Hall, the whole year through. Helen grew to love and admire her room-mate, and even the teasing Sophomores, who dubbed her the "Texas broncho," soon learned that she could hold her own. The college, with its high ideals and the happy combination of womanly dignity and girlish freedom in its life, suited the girl, and she soon adapted herself to suit the college. Gradually the rough edges were smoothed, and by the time Spring came and the weather became warm enough for the girls who were studying botany to don their rubber boots and scour the neighboring swamp for "specimens," Willanelle was a prime favorite with students and with instructors.

Class-day came, with all its pomp and circumstance. The gay procession of fantastic figures wound over the campus to the Freshman tree; there were German Valkyries, American Indians, Knights of the Round Table, and even Brownies, for each class was anxious to carry out the most original idea. It was a perfect June day, and the sun never shone on a more picturesque group than assembled on the western slope of the beautiful campus to hear the orations at the tree.

The orator chosen by the Sophomores presented a huge spade—the time-honored implement handed down by preceding generations of tree-planters—to the Freshmen. Then the Freshman orator rose to reply. This response was always supposed to be funny; sometimes it wasn't, however. But that year the honor was conferred upon a competent fun-maker. As Willanelle stood facing the thousand critical eyes she was perfectly at ease, and as she spoke her face sparkled and glowed with animation, until she looked very handsome and intellectual in her academic garb.

As one telling sarcasm after another rained upon the devoted heads of the luckless Sophomores, a ripple of pleasant laughter swept over her appreciative audience—the serious president of the college was moved to unusual mirth, and even the great man beside the president, who was a real literary lion from Boston, beamed and twinkled and shook until his aristocratic eyeglasses danced off his aristocratic nose—and Helen Porter reached the conclusion then and there that Senior life would not have been worth the living without this Southern cap and gown.

### III.—THE TWO ANNA KATHARINES.

They were Juniors at Dempster College—the two Anna Katharines. Everyone knows that the Junior year is an incongruous combination of grind and gayety, and the Dempster Juniors of Ninety-blank ranged from "grave to gay, from lively to severe," with bewildering rapidity. Monday evenings they danced in the gymnasium and entertained callers—the gayest of the gay—and Tuesday mornings they might be seen rushing with heads bent down, absorbed in thought, from the various cottages to the college library, where they were soon hard at work digging in some dusty volume of a "long forgotten lore."

Typical Juniors were the two Anna Katharines—both of them were Brown; yet how different the two girls were! Anna K. Brown, from Maine, was slight and fair, in character the type of New England girl with whom Miss Wilkins has made us familiar—sweet, narrow and conscientious. She never slighted her dusting; she was the kind of girl who learned French irregular verbs to perfection; she never misplaced a Greek accent.

Anna K. Brown, from Kansas, was tall, dark and athletic, a perfect contrast in appearance, as she was in character, to her

name-twin. She was irrepressible, singing and dancing through the corridors in spite of Faculty frowns and regardless of the fact that the eyes of the nation are ever upon the college woman with her supposed weight of dignity and problematical future. She adored outdoor sports and spent many hours playing tennis and basket-ball, running with a few kindred spirits at hare-and-hounds and rowing on the lake, for she was the captain of the Junior crew, and the class boat was the pride of her heart.

There was room in the college for but one Anna Katharine, in the

beginning. When the western girl sent in her papers of application and certificates of successful examinations the corresponding secretary of the institution said thoughtfully, "Miss Brown of Maine, who was admitted some months ago



THE JUNIOR CREW.

has evidently moved to Kansas and has, therefore, not received my notice of her admission." So she marked the documents, "Duplicate papers of Anna Katharine Brown, of Quechee, Maine, and filed them away beside the first set of papers already in the Freshman pigeonhole of her desk. She also wrote a postal to the western girl: "Your certificates are accepted, and you are a registered member of the Freshman Class of Ninety-blank, entering next September."

September came and brought two girls to fill the place assigned to Anna Katharine Brown. The calm for which the corresponding secretary was noted was broken for the first time in the memory of the oldest inhabitant of the college, when she was confronted by the duplicate girls. After some wavering, she gained courage to look the western girl in the eye and tell her she must go. "First come, first served," was not the phrase she used, but it was the principle on which she acted. But Miss Brown showed her western independence of spirit and stoutly refused to go, producing her postal in defence of her position. Finally the matter was referred to the college president, whose judicious wisdom decreed that Miss Brown No. 1 should have the room and accredited place in the class to which her papers entitled her, and Miss Brown No. 2 should be accepted on probation, if she could find a boarding place somewhere in the town until a vacancy in one of the college buildings might occur. So the matter was settled, and Miss Brown of Kansas graciously offered to change her name, but it was agreed that one should be called Anna and the other Katharine. The western girl soon came to Chesney Hall to occupy the room vacated by a Freshman, who was so overcome by the woes of a life without "all the comforts of home" that she packed her trunk and departed, on the fourth day after college opened.

Many and amusing were the mistakes resulting from the residence in the same house of two girls "with the same label," as Katharine said. Their friends in the college distinguished them easily enough, but friends at home were not so wise, and letters, money orders, flowers and candy from masculine admirers, and packages of laundry were often delivered to and opened by the wrong Miss Brown. In their Junior year there was a climax in the confusion at the time of the promenade or "prom."

The New England damsel had many acquaintances at Harvard and at Yale, for one of her brothers had selected the crimson and the other the blue as his standard, and both were in college. Anna's affections were thus divided, and she knew many men in both institutions "to promote the study of football," as Katharine described it; Katharine, herself, knew none in either college, it happened. When the subject of guests for the Junior prom. came up for discussion at an animated class-meeting of Ninety-blank, the Maine Miss Brown said she would like to invite ten men. This aroused a general chorus of protest. Ten men! Why, heretofore, everyone had unhesitatingly acquiesced in the time-honored custom, which allowed four invitations to each girl in the Junior class. In the hubbub the class president strove in vain to restore order, and never was a gavel pounded harder by a Speaker than by this energetic officer.

When she had finally quieted the chatter, she said: "If there is any young woman present whose friends all live at such a distance that it is improbable any of them will be able to attend the prom., perhaps she will be willing to waive her privilege of inviting four guests in favor of Miss Anna Brown, of Maine."

Immediately two girls rose signifying their willingness to help Anna have her ten men. One of the two was the quiet little

daughter of missionaries in India, who was so wrapped up heart and soul in her future career as a medical missionary that she had neither time nor opportunity to make friends among the men who came to call on her classmates. The other was Katharine Brown, whose admirers were all thousands of miles away from New England, as she gaily proclaimed. So Anna gained her point, invited her ten men and was happy.

The eventful day came. The committee on decoration worked hard all day long, and it was not until late in the afternoon that Katharine Brown, who was chairman of the committee, pronounced the labor finished and went out to take the class crew for its daily practice on the lake. The girls rowed well, and Katharine, who was a good captain, kept them up to the stand-

ard of good rowing form set by their gymnasium instructor. They came in, flushed and happy, to rush to dinner and then dress for the evening.

The beautiful walks around College Hall were bright with many colored lanterns, and pretty rustic seats were arranged under the trees near the lake. Outdoors was Fairy-land; indoors all was music and brilliance. It was still early in the evening, and Katharine of Kansas stood leaning against the marble Niobe at the angle of the broad staircase, a little withdrawn from the throng. She was alone and felt a little out of harmony with all the merriment, gay as she usually was. She saw Anna Brown flitting about with several admirers in attendance and felt that she might share at least one.

As she stood by the marble statue, Katharine made a pretty picture in her fluffy, red gown, with her dark hair and piquant face—that was the thought of the young man approaching her. He was in charge of a little Freshman usher, who reminded one irresistibly of an energetic little tug with a stately steamer in tow, as she convoyed him through the crowd and triumphantly land-

ed him, card still in hand, in front of Miss Brown.

"Mr. Harold North, of Harvard," quoth the usher, and was off again. Mr. North was a fine-looking, broad-shouldered young man, with rather an absent manner and a thoughtful face, and prepared to be very nice to the sister of his chum, Stanley Brown. He was delighted to find her such a pretty, vivacious creature; so different from most New England girls, he mentally said. Why, she could actually talk politics with a fellow! And Katharine, supposing the stranger had been sent to her by some charitable friend who had her own hands full, enjoyed him thoroughly. Once or twice during the evening a wonder crossed her mind that any girl should be willing to give up such an interesting and distinctly eligible man to another girl. And Anna Brown, of Maine, found time to wonder where could be her tenth man, the only one she had invited whom she had never met. Anna's brother Stanley was too much occupied with a pretty Junior of his own to notice his chum's absence, and the two men did not chance to meet during the evening, so the mistake was still a mistake when the prom. was ended; and Katharine and Mr. North had enjoyed the music, the pretty scene and each other all the evening.

Of course, it was all explained later, and Mr. North met the Miss Brown whose invitation he had accepted, but she could not efface the impression already made by the Kansas girl. The acquaintance began at the Junior party ripened into a warm friendship in Katharine's Senior year; and friendship changed to a more tender relation by Commencement time. The story ends in the usual way of such stories, for by Christmas of the following year, although there were still two Anna Katharines, one of them was no longer Brown.

KATHARINE REED.



THE COLLEGE GROUNDS.

## WOMAN AS A TRAVELLER.

By EDITH M. THOMAS.

In considering the matter of travel how often it must have occurred to a thoughtful reviewer of ancient or mediæval history that but the slightest mention of woman in this connection can be found. Rare is the note in praise celebrating any Scythian heroine, yet there must have been wives, mothers and daughters of this hardy race; and the Scythians were wide wanderers. There is, also, silence regarding the women who must have followed the great armies of conquest in olden times. Pausing on conquered territory, they frequently made such territory their home, dividing its lands, as pleased them best, among the "unreturning brave" who constituted their followers. Byron records of his own ancestors, who came over from Normandy with William the Conqueror:

"Eight and forty manors,  
If that my memory doth not greatly err,  
Was their reward who followed Billy's banners."

But the apportionment of land was not the only consideration necessary to the founding of a new and composite nation, as was the ambition of the before-mentioned warlike autocrats. Assuming that these innovating adventurers, as in the days of the Old Testament, took unto themselves wives of the daughters of the land, there still would have remained a goodly number of the invaders who must either stay single or await the importation of domestic happiness from home. Inferentially, therefore, we know that considerable bodies of women must have accompanied, in some capacity or other, these large military expeditions, especially when the distance was not great, as in the Norman Conquest of England. We have positive record that the reckless and by no means God-fearing hordes which overran Europe after the French Revolution managed to include many warriors' wives. The father of Victor Hugo was a Captain under Napoleon; and, it is said, the mother of the great romanticist followed her martial husband to the end of the hundred days, which saw the chieftain fallen and banished.

In her quiet way we shall find that woman has accomplished a great many things, even as a traveller, for which she claimed no credit, inasmuch as such enterprise was not then the fashion; for so distinctly gregarious is the feminine taste that she shrank, as she still shrinks, from being considered a pioneer. Indeed, she has oftentimes been original in spite of herself. That no record—or only the slightest—has been made of her achievements as a traveller in the days of old is, I think, a great loss to literature. As a child I well remember my dissatisfaction at many books of adventure, historic or romancing, because for the most part they were devoted to celebrating the performances of men alone. Robinson Crusoe is not only an incorrigible bachelor, but, when he comes to add to his household, it is *Man-Friday*—thereby eliminating all possibility of romance, beyond the element of the unexpected and untried in pioneer existence!

A few historic travellers who were women, and who belong to an era just previous to our own times, are naturally suggested by the subject. Such are Ida Pfeiffer, the German traveller; Lady Hester Stanhope, indefatigable blue-stocking as well as traveller, with a celebrity as great in her day as that of Byron and Moore; Lady Franklin and Lady Mary Wortley Montague, the great friend of Pope; more recently, Frederika Bremer (who described us in her "Homes in the New World")—all these we may regard as professional travellers. We should not now consider any one of them as "advanced" in her views, and not one of them was "emancipated," in our modern acceptance of the word, as applied to women. Yet each was looked upon as a *lusus nature* by the critics of her day and generation. As a rule, these historic lady travellers were persons of ample means, who could in no way be charged with neglect of duty in yielding to their peregrinative instincts, however their eccentricity in possessing such instincts and in gratifying them may have been scored by illiberal commentators.

But the scollop-shell and the sandal-shoon have long since passed from these *grandes dames* to the more matter-of-fact and less distinguished multitude. Hence, the character of feminine travel has been greatly modified. Resultant descriptions when embodied in letters are more racy of the soil, partaking of wider

adventure and recording more shifty contrivance than could possibly be realized when the travellers were ladies of rank, protected against all danger and shielded from inconveniences (perhaps occasioning some, too!) by large retinues of servants. Did I say matter-of-fact? I should in part recant. There is, of course, a certain element of romance in the spectacle nearly every day witnessed of a simple gentlewoman braving single-handed and alone all the terrors of the road, when that road is into some far country, whither it often nowadays lies—an element lacking to the exploits of the pampered dames already referred to. On Rigi I met a bird-of-passage, resting her white wings for a day and a night on that tranquil summit. She had flown from distant parts of Syria, across the Mediterranean, quite solitary, wholly contented in her acquisition of practical geography, and was on her way, if I mistake not, to paths eschewed by the usual traveller through wilder Hungary and the still unenlightened parts of Russia. A little lady, too, I met not long after who had been a missionary in Senegambia. In answer to some inquiry of mine she replied in the softest voice imaginable and with no tremor of recollection: "The tribe we were with was quite docile; but up the river a way there was a tribe of cannibals. We knew they were cannibals by the peculiar manner in which their teeth were sharpened."

What does the reader think would have happened to Othello had he been held to as strict an account by his charmed listener as awaits the traveller of to-day? Desdemona, herself just returned from remote parts of the globe, would have tripped him in the very first sentence of that boasting, which aforesaid won her heart. "Anthropophagi?" I think I hear her say, "Heads between their shoulders?—you would better get one yourself before you come talking to me!"

When an enterprising French writer gave a description of a journey around the world in eighty days he was, perhaps unconsciously, paraphrasing Shakspeare and Puck's Girdle clasped in forty minutes. New York journalism, not to be outdone in fact or fancy, promptly despatches one of its accredited women-writers to accomplish a similar feat—if possible, to break the record! Nor was the mere feat all. Breezy, vivid letters descriptive of such a wonder-journey dropped into every post box from India to Japan, and thence across continent home, gave token of the genuineness of the performance by the accuracy and vigor of such descriptive record of world travel.

It is somewhat significant that nowadays it is woman who is specially selected for such and similar journeyings. Her readier apprehension and appreciation of novelty, her microscopic attention to details which might escape man's more sweeping glance, and, above all, the fact that she is a woman, impart an added zest to such performance. In so many instances the foreign correspondent of an enterprising journal is now no longer a shock-headed male Bohemian, writing his letters in some dingy café, and deriving his information from foreign newspaper print, but, in his stead, some clear-eyed, practical young woman from America, with "no nonsense about her," and possessing the most admirable knowledge of what will interest her readers. Who shall say the change is not for the better?

As regards the embodying into permanent literature of feminine experience in the matter of travel, perhaps not so much can be claimed as in the field of journalism. Yet we are reminded, among women who have written of foreign lands and of peoples met in their journeyings, of Mrs. Jackson—the brilliant and sympathetic "H. H.," who, whether she gave us "Bits of Travel at Home" or addressed her pen to the description of Norwegian fiords and gleams of the midnight sun, held us in pleased attention; so warm, so bright, so sharply and cleanly drawn were all her landscapes and portraiture of places and persons. Another traveller,

"Where the remote Bermudas ride  
In the Ocean's bosom unespied,"

has conjured up for us a sea-girt coralline fairyland. (Mrs. Julia C. R. Dorr's description, in book form, of her Winter sojourn in that fascinating group of Islands known from Marvel's time as the Bermudas.) More recently Mrs. Alice Wel-

lington Rollins has made us participants in a wonderful Brazilian journey, which it was her good fortune to take, and ours that she chose to record it. That women have travelled and have been able to fix upon canvas the scenes and lands through which they passed is proved by at least one notable instance, the late Miss North, whose sketches in the far East and elsewhere are commended for their fidelity and pictorial quality.

As to the nationality of the woman traveller I think it is safe to say that she is most often of English or American birth, and of these two prevailing nationalities more often American. The American woman abroad is doubtless more actively nomadic than is her British sister, with tastes inclining to travel. The English traveller more often comes to a stand and settles quietly for a season in some beloved haunt of the Continent—say Florence; but the traveller from beyond the Atlantic partakes of the restlessness of our national temperament. She has an Alexandrian ambition that seeks new lands to conquer, and she bears the banner with the strange device *Excelsior*. Quite literally is this last true. "Why, aren't you going to climb Rigi, or Pilatus, or some of those mountains?" said one young American girl to another, both sojourning in lovely Lucerne. But with all this exalted enterprise, I sometimes thought my youthful countrywomen were more extensive than thorough travellers; and I was forced to imagine them when returned home as engaged in numbering rather than discriminating very edifyingly the places they had visited in their tour of the Old World. One should not, however, fail to remember what troops of earnest and conscientious and industriously note-taking young women every year take a hurried gyration round the Capitals of Europe; and they do so because of the limitation in time and means at their command. These are the teachers in our seminaries and public schools, generally from our large cities, but not infrequently from inland towns of no great size or pretensions. They—these self-denying travellers—are wearied, but ever delighted, footsore, but indefatigable, it would seem. Godspeed and honor to all such.

The preponderance in numbers of American women as travellers led me to make inquiry of one whose recollection might antedate my own, and whose sagacity was well adapted to weigh reasons and to arrive at sound conclusions: "When," I asked "did this activity on the part of our American women-travellers come into marked relief, and what, if any, causes were instrumental?" The reply was: "I think it began about thirty-five years ago to be a conspicuous element in our social status. The breaking out of the War of the Rebellion was the signal for a very extensive feminine migration to Europe; or, at least, this was the case with many whose husbands and fathers were fighting in the South. The homes of many women living in that section of the country were devastated, and they were left with no alternative but to content themselves—such as possessed the means of travel—in various colonial settlements, so to speak, in the Capitals of Europe. It was in passing from one to another of these Capitals that American women became such constant travellers as to form quite a feature in the moving panorama of Continental life, and to be of especial interest on railroads, steamboats and at table d'hôte. Europeans of that period did not attach sufficient interest to the merits of the war, or to the subject of slavery, even, to inquire very far into the *casus belli*. Indeed, most Europeans gathered from some stray phrases of conversation indifferently overheard, that it was a war between North America and South America. But what they did comprehend was, that it was not long before the various shops and magazines of all the European Capitals, from Vienna to St. Petersburg, began making special appeals and offering special inducements to the American female patronage."

It is true to the present day that the American Colony, in the small towns, as well as in the large cities of the Continent, is taken into consideration in all commercial calculations. And this is with reason. The number of American women who travel or who live abroad is shown by the very nomenclature of the hotels and the appeals of advertisers, who both by placard and in periodical announce their willingness to cater for the trans-Atlantic traveller; that traveller, it is almost needless to say, is a woman. Men can seldom leave their occupations for so long a period as is required in an extended tour, so, usually, a trip to London or Paris must suffice the husband or father, who must

be home in time for the Autumn business. A peculiar feature of our American domesticity (at least, to my certain knowledge, it so appears to wondering Europeans, whether English, German or Latin) is the fact that so many mothers and daughters travel or live abroad, apparently undisturbed by the continued separation from husband and father. But of these elsewhere, for the subject is a large and suggestive one.

As a rule, I think it will be conceded that women are excellent travellers. Their endurance is good, and their ingenuity in proportioning their expenses to their means admirable. If extravagant at home, they learn to be economical when on the road. One thing is needful for them to acquire to their greater convenience and peace of mind, viz.: man's superior faculty for concentration in the matter of raiment. I have known more than one deluded traveller who in the course of a few months journeying on the Continent has expended in transportation fees a sum more than equal to the value of the articles contained in her ever delinquent trunk, to say nothing of the harassment of soul which inevitable delays and custom inspection have cost her. She will not again cross the ocean with a trunk; but another woman will—the one that has not crossed before! We learn only by *experimental* experience.

A happy faculty noted in women travellers is their successful diplomacy with the landlord. The best accommodations and at the lowest rates are obtained by them. I am not so sure, however, that they are so successful when it is a landlady they have to conciliate and bring to reasonable terms. There feminine sagacity meets, no doubt, its accomplished match.

It is one of the privileges of a prolonged European stay to avail one's-self of the opportunities for acquiring foreign languages. And yet I am not altogether certain that from a merely utilitarian point of view of the traveller this is imperatively necessary. I have seen compatriots cheapening silk in Italian shops and contesting hotel bills with the wolfish Swiss, and doing all this successfully without a syllable of any language but their own. The spectacle, I am compelled to say, was a lesson in Delsarte and pantomimic expression. I do not know that this readiness and audacity of ours in confronting the bearded foreigner and his mercenary minions has not given us an international reputation. But I have also seen specimens of effective, innocent feminine tact in connection with the unlanguage traveller that were to me very engaging. Such was the case when a charming little lady, after vainly endeavoring to gather directions as to her train from the burly official at a German railway station, at last tucked her small hand into his and said most appealingly, looking into his phlegmatic countenance, "Go mit!" And he did "go mit" and saw her safely in her proper train. It was a great triumph for the little diplomat, whether or not she realized it as such, thus to have overcome Teutonic stolidity, the most impervious portion of which is entire indifference to feminine influence and charm; and a gloomy day it will be in the annals of the race when the woman abroad shall have become so "advanced" as to have discarded the benign exercise of the last-named properties. These, with a heart-felt trust in that old and dear verity, *Honi soit qui mal y pense*, are her best road companions. Una might part with her lion with greater security than venture to forego these.

#### BESIDE THE SPRINGS OF DOVE.

O maid beside the Springs of Dove,  
Thy sisters of to-day  
With changing minds (changed skies above)  
Pursue their pilgrim way.

Thou hadst but few to love or praise,  
(Thy musing Poet sings).  
Hadst one? Then happy were thy days  
Beside the immortal Springs.

Along the swift, the broadening stream  
Shall many praise (not love);  
Move thou amidst thy primal dream,  
Beside the Springs of Dove.

Thy sisters of the sandal shoon,  
They wander East and West,  
And all is theirs except the boon  
Of peace that fills thy breast.

EDITH M. THOMAS.

MEASURING TAPES.—No dressmaker can afford to be without a tape-measure that is at once *accurate* and *legible*, for upon it, as much as upon any other implement she uses, depends

the success of the garments. On another page we publish an advertisement of tape-measures which are manufactured expressly for us, and which we guarantee superior in every particular.

# DRESS FOR OUTDOOR SPORTS.

(For Illustrations see Pages 639, 640 and 641.)



Smartness is the chief element in sporting costumes, and this is attainable only by simplicity of design and finish. No more elaborate decoration than braid or buttons is admissible, and as often machine-stitching is the only form of ornament introduced. Cheviots in solid colors and mixtures, coverts in two tones, whipcords in solid hues or in a combination of two colors, such as dark-red and black or navy-blue and gray, and meltonettes in dust colors with large blocks of a different tone are, besides serges and flannels, the woollens most desired for both cycling and golf suits. Crashes, linens, ducks and piqués will be worn a wheel in Midsummer, and the skirts will be planned to look equally dressy when the wearer walks or is mounted. Flannel, serge, canvas and piqué will be made up in yachting and tennis suits and prettily trimmed with braid. For

mountain climbing a short skirt is imperative, and a mixed wool of stout texture is far better than a cotton fabric, no matter how substantial the latter may be. For this costume any trimming should be avoided which might possibly become loosened from the fabric and catch in bushes or shrubs and thus impede the progress of the traveller. If the attire is not perfectly comfortable, the wearer's enjoyment of her trip cannot be complete. Stout walking boots reaching to the knee or to the calf and having low, broad heels, and bloomers or tights should be worn and unnecessary skirts avoided.

There is a fancy for low shoes and golf stockings for wheeling, rather than for high boots or leggings; the ankle is thus allowed perfect freedom. The new golf stockings are black mixed silk with fancy colored tops. Woollen stockings are still in vogue, some being made without feet to be slipped over a thin cotton or Lisle thread stocking. Cycling gloves have kid fingers and palms and are silk net on the outside. These are at once cool and dressy. The cycling corset, which may be worn in other sports as well, is very short and provides a support for the body without in the least compressing it at any point. Caps, Alpine hats and Tam-O'-Shanter caps of straw or the dress material are worn by the golfer as well as the cyclist; sometimes there is no trimming, though a pair of quills may be thrust at the left side. The hair should be arranged neatly and compactly so that the hat may easily rest upon it, and if pinned closely to the head, the danger of disarrangement will be slight.

## FASHIONS FOR CYCLING.

The most practical and up-to-date modes for wheelwomen are suggested in the following group of figures. The skirts, it will be observed, are short enough for comfort, yet not too short to offend the most conservative tastes. The jackets are smart and easy fitting, though they appear close and snug. Shirt-waists are an important factor in sporting toilettes of all descriptions, and with a few exceptions they are offered with blouse fronts, which add not a little to their attractiveness.

At figure No. 1 is pictured a cycling costume shaped by pattern No. 9754, price 1s. 3d. or 30 cents, covert suiting in a navy-and-white mixture being the choice of material. The skirt has a front-gore and two circular portions fitted with a saddle-gore. It falls to within some distance of the ankles, and the back is rolled in two deep, backward-turning plaits. Elastic straps are tacked to the lower edge of the saddle-gore and but-

toned to other straps proceeding from the top of the front-gore to retain the correct pose of the skirt at the back. Plackets above the side-front seams are finished with underlaps and pointed overlaps and closed with buttons and button-holes. Rows of machine-stitching secure the hem at the bottom and also provide a certain amount of stiffening necessary at the bottom of a skirt, as well as a decorative effect. The jacket has shaping seams at the back and dart-fitted fronts closed in a fly below lapels that are reversed by a rolling collar. Curved pocket-openings are made in the front and the sleeves are box-plaited in the arms'-eyes. Stitching simulates cuffs on the sleeves, and stitching also supplies the edge finish. A linen collar and white puff tie are worn. The sailor hat is trimmed with ribbon and quills.

Golf and cycling stocks are among the accessories adopted by sportswomen. They consist of a white piqué standing collar and broad tie ends of black-dotted red flannel, plaid gingham or striped cotton cheviot, which may be tied in a four-in-hand or in a bow in front, as fancied. Either black or russet Oxford ties may be worn with a suit of this kind, and linen knicker-



9754

9754



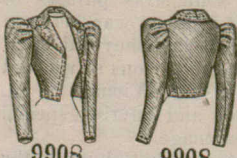
1273

1273



9900

9900



9908

9908



7836


7836

bockers or black wool tights worn beneath the skirt. The toilette portrayed at figure No. 2 embraces several stylish garments, all except the shirt-waist being cut from brown serge. The waist is developed in bayadère-striped gingham. The skirt is divided and may, therefore, be worn when riding a diamond-frame as well as a drop-frame wheel. It has an added front-gore and plaits at

the back to produce the effect of a round skirt when the wearer is dismounted. The skirt is closed with buttons and button-holes and trimmed for some distance up with black tubular braid coiled in loops at each side of the side-front seams. The pattern of the skirt is No. 1273, price 1s. 3d. or 30 cents. The shirt-waist has a round back-yoke with plaits laid below and plaited fronts. The sleeves are in shirt style and are finished with round cuffs, and a standing collar of white linen is worn with a large white piqué puff tie. A leather belt encircles the waist. Pattern No. 9900, price 10d. or 20 cents, represents the shirt-waist. The jacket is an Eton style with flaring fronts turned back in revers by a rolling collar, which, like the revers, is inlaid with velvet.

The sleeves are box-plaited in the arms'-eyes and are trimmed to correspond with the fronts with graduated loops of braid. The jacket was shaped by pattern No. 9908, price 10d. or 20 cents. An octagonal Tam-O'-Shanter cap supplements the toilette. A button is placed on top and two red quills and a black ribbon rosette trim it at the left side. The style is embodied in pattern No. 7836, price 5d. or 10 cents.

An exceptionally smart effect is produced in the toilette illustrated at figure No. 3, the material



chosen being plain and plaid suiting. The skirt is of circular shaping and is laid in plaits at the back. Perforations in the pattern indicate how the skirt may be cut, if a shorter length be desired. High shoes of russet or black leather with military heels, which are low and broad, are advised with a very short skirt. The pattern used in the development is No. 1287, price 1s. or 25 cents. The jacket is a Norfolk style, with an applied round yoke



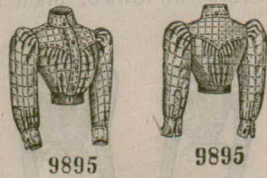

turned back in lapels by a rolling collar, and applied box-plaits. The sleeves are close-fitting and are box-plaited at the top. The belt is of leather. A whitelinen chemisette and tie are worn. Pattern No. 9919, price 10d. or 20 cents, illustrates the jacket. The Alpine hat is ornamented with innumerable rows of round-and-round stitching, and at the left side are two brown quills; the pattern used for making the hat is No. 4940, price 5d. or 10 cents.



Covert cloth of Summer weight is the material illustrated in the skirt and cap portrayed at figure No. 4, and plaid pink-and-white gingham

in the shirt-waist. A simple yet effective decoration of black mohair braid is disposed over the side-front seams of the skirt,

the braid being turned in a coil at each side of the side-front seams just above the machine-stitched hem. The back of the skirt is fan-plaited. The shirt-waist has a deep, pointed yoke back and front, a full lower back portion drawn close to the figure and full blouse-fronts, the closing of which is made in a box-plait that extends to the neck. A standing collar of the goods and a black satin ribbon tie are worn. The cuffs of the shirt sleeves are closed with link buttons. The belt is of leather. Leather belts are far more in keeping with a cycling suit than a ribbon belt, and if the skirt and waist are properly attached, the belt will conceal the division and displacement need not be feared. The jaunty Tam-O-Shanter or Douglas cap is plaited to a band of black satin ribbon, which at the left side is arranged in a bow for the support of a pair of black quills. The patterns embraced in this toilette are skirt No. 1457, price 1s. 3d. or 30 cents; shirt-waist No. 9895, price 10d. or 20 cents;

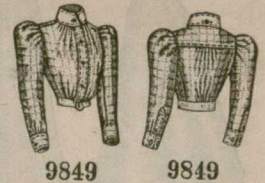


and cap No. 1183, price 5d. or 10 cents.

A shirt-waist and skirt compose the toilette shown at figure No. 5, the pattern used in cutting the skirt being No. 9922, price 1s. or 25 cents; and that for the shirt-waist No. 9849, price 10d. or 20 cents. The trimming of black soutache braid applied to the navy-blue serge skirt is very ornamental and consists of two coiled rows applied at hem depth above the edge and arranged in upright coils at




intervals. The skirt is of the divided order and is laid in plaits back and front. The shirt-waist is cut from bayadère striped blue-and-white zephyr gingham. The fronts are bloused and are closed through a box-plait. A navy-blue Windsor tie is worn with the standing linen collar. The sleeves are in shirt style. Either a straw sailor or an Alpine hat may accompany the suit.

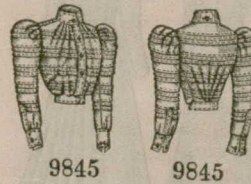


The skirt is as adaptable to linen or piqué as it is to wool goods, and the shirt-waist may be made of wash silk.

Another type of divided skirt is portrayed at figure No. 6 developed in mixed gray covert cloth by pattern No. 9921, price 1s. or 25 cents. Curved pocket-openings are made in the top, and a double row of stitching secures the hem. The shirt-waist is of red China silk polka-dotted in black. It has tucks in groups of three back and front and also in the shirt sleeves.



The back is caught down in gathers at the belt, and the fronts are pouched. A white linen standing collar and a black satin four-in-hand tie are worn. The belt is of black leather. The shirt-waist was cut according to pattern No. 9845, price 10d. or 20 cents.



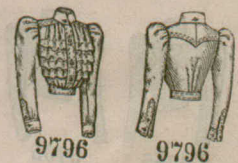

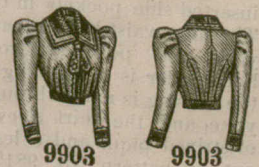
The hat is a black sailor shape banded with ribbon and trimmed with black quills.

FASHIONS FOR GOLFING.

Long skirts, though not long enough to impede the progress of the player, are worn on the golf links. The shirt-waist plays as important a rôle in golf suits as in cycling, and a jacket of some sort is usually supplied, the idea of trimness being expressed emphatically in suits worn afield.

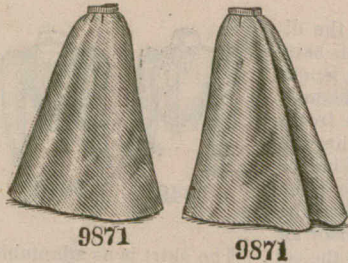
A noteworthy feature of the toilette shown at figure No. 7 is the jacket, which is cut from réséda cloth and velvet in a lighter tone.

The middle three seams at the back are strapped nearly their depth, and the darts in the fronts, which flare below the collar and droop over a belt, are left open and outlined with black soutache braid coiled at the top. Braid is coiled all along the front edges and also adorns the velvet Nansen collar, below which falls a black satin four-in-hand tie. The sleeves are trimmed with velvet cuffs below a braid decoration. The pattern used for this jacket is No. 9903, price 10d. or 20 cents. The seven-gored skirt is made of mixed-green cheviot, and the back is laid in side-plaits. Braid is coiled at the bottom and disposed in upright rows on the seams, the trimming extending higher on the second side seams.



The pattern employed is No. 9873, price 1s. or 25 cents. Black China silk is seen in the shirt-waist, modelled by pattern No. 9796, price 10d. or 20 cents. The back has a pointed applied yoke, and the fronts are full and bloused and are laid in four deep tucks. The shirt sleeves are finished with link cuffs, and a white linen collar and black satin ribbon tie are worn. A straw sailor-hat, or a golf or Scotch cap made to match the skirt or jacket may be worn with any of the toilettes described. A Scotch





cap may be trimmed with quills of sober or light hue, as taste directs.


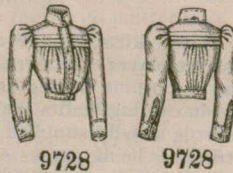
The good style of the coat and skirt suit illustrated at figure No. 8 is brought out by an attractive association of fabrics. The skirt is fashioned from plaid cheviot introducing brown, pink and red, by pattern No. 9871,

price 1s. or 25 cents. The skirt is a circular bell, with the fulness at the back rolled in an under box-plait. The jacket is made of red cloth matching the red in the plaid and is very short skirted. It has a coat back and a fly front with lapels at the top turned back by a roll-



ing collar. Pockets are concealed by laps on the hips. The close sleeves are box-plaited in place, and machine-stitching provides a finish. The jacket pattern is No. 9923, price 10d. or 20 cents. A white linen collar and white piqué or silk puff scarf are worn. The cap matches the skirt and is trimmed with a rosette and wings.

The attractive toilette pictured at figure No. 9 embodies a Brighton blazer suit of navy-blue canvas and a shirt-waist made of red silk dotted with white. The skirt includes seven gores, the seams being lapped and the back prettily gathered. The blazer has lapped seams; the fronts are rounding, and may be worn open or closed, and the top is rolled back in lapels by a collar, both being of silk. Laps cover openings to inserted side pockets in the fronts. The shirt-waist has a square, tucked yoke and pouched fronts. The linen collar is in standing style, and the closing is made through a box-plait that extends over the yoke, and the shirt sleeves have round cuffs. A puff scarf of striped piqué and a leather belt are worn. The costume was cut by pattern No. 9812, price 1s. 3d. or 30 cents, and the shirt-waist by No. 9728, price 10d. or 20 cents.



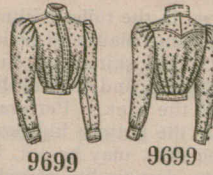
A simply arranged trimming of black soutache braid decorates the toilette of bluet serge shown at figure No. 10. The five-gored skirt has a plaited back. Several rows of braid encircle the bottom plainly, and above the topmost row the braid is turned in trefoils at intervals.

Pattern No. 9718, price 1s. or 25 cents, was used in the shaping. The mess jacket has a straight seamless back and pointed, dart-fitted fronts closed at the center with braid frogs and olive buttons, braid being applied over the darts and also to all the free edges. The collar is in standing style, and the close



sleeves are box-plaited into the arm's-eyes, two rows of braid furnishing the wrist trimming above a row of braid at the edge. The jacket was designed by pattern No. 9755, price 10d. or 20 cents. An attractive effect would result from the combination of a mixed blue-and-white whipcord skirt and a jacket of royal-blue lady's-cloth.


A stylish toilette is developed at figure No. 11 by a combination of castor piqué, which was used for the skirt, and white



piqué with red dots of which the waist is made. The skirt is a five-gored style, represented in pattern No. 9718, price 1s. or 25 cents, and is laid in side-plaits at the back at each side of the center. The shirt-waist has a pointed back-yoke, and gathers are made across the back at the waist. The fronts, which are smooth at the top and pouch slightly at the bottom, are closed through a box-plait. The shirt

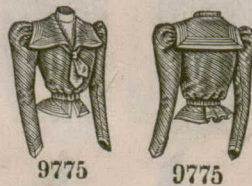
sleeves have round cuffs. A white piqué collar stands at the neck, and a red satin tie is worn with it. A red leather belt is preferred. The design of the shirt-waist is based on pattern No. 9699, price 10d. or 20 cents.

In the toilette pictured at figure No. 12 royal-blue meltonette was used in the skirt, which was shaped by pattern No. 9686, price 1s. or 25 cents. It is in three-piece style, and the back is fan-plaited. Black braid is plainly applied in three rows at the bottom and arranged in a coiled ornament at each side. The shirt-waist is cut from white lawn by pattern No. 9741, price 10d. or 20 cents. The fronts are tucked in three separate groups of three and blouse over a white leather belt. A blue piqué puff scarf is worn with the white linen collar. Reversed cuffs finish the shirt sleeves.




YACHTING COSTUMES.

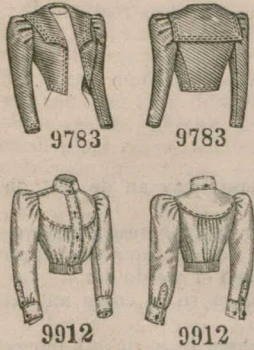
The correct yachting toilette combines a decorative effect with trimness. The latter attribute is due to a niceness of adjustment, and the former to a disposal of trimming, which, though following somewhat severe lines, is none the less ornate. A charming example of a yachting toilette is given at figure No. 13, white and royal-blue serge being the combination of fabrics chosen. The three-piece skirt is bordered with a band of blue serge surmounted by several rows of braid to match, the pattern employed in its development being No. 9686, price 1s. or 25 cents. The blouse is exceptionally attractive; it droops at the back and front over a blue serge belt clasped with a silver buckle. A skirt formed in two box-plaits at the back falls below the belt; the skirt is trimmed with a band of the blue goods below two rows of braid to match. The sailor collar is made of blue serge and trimmed with white braid, and between its ends is disclosed a blue shield bearing an embroidered white star. A blue silk Windsor scarf is knotted below the collar. The standing collar, like the sailor, is made of blue serge and trimmed round and round with white braid. A band of blue below a row of blue braid trims each wrist. The garment may be reproduced by pattern No. 9775, price 10d. or 20 cents. Either a blue or a white yachting cap will be appropriate to wear with this costume.



reproduced by pattern No. 9775, price 10d. or 20 cents. Either a blue or a white yachting cap will be appropriate to wear with this costume.

Another stylish yachting toilette is pictured at figure No. 14. The skirt and jacket are developed in cream-white canvas, with navy-blue velvet for the sailor collar, and are cut respectively by patterns Nos. 9833, price 1s. or 25 cents, and 9783, price 10d. or 20 cents. The skirt is a three-piece bell of rather narrow proportions, and at the back below the belt it falls in two deep flutes. Several rows of white and gold soutache or wider braid could encircle the skirt at the bottom or farther up in tablier effect. The Eton jacket has a seamless back and open fronts that are pointed at the lower corners. The ends of





with navy-blue ribbon is worn. Pattern No. 9912, price 10d. or 20 cents, was used in the construction.

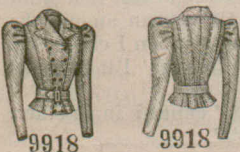

FOR BATHING.

Conservative dressers cling to serge or flannel for bathing suits, because the wool material is warm even when wet; but it is also heavy and clings in an unsightly way to the figure. The ultra-fashionable favor surah or satin. Sensible dressers nowadays choose brilliantine as by far the most practical fabric for the bathing suit. It is light even when wet and, above all, does not cling. The bathing costume illustrated at figure No. 15 is in decidedly good style and is made of black and white brilliantine by pattern No. 9113, price 1s. 3d. or 30 cents. The waist is made with a vest trimmed at the neck with wide and narrow black braid, the vest being framed in the long, pointed ends of a black sailor-collar. Short, puff sleeves are set in. The knickerbockers, which are made in one with the waist, are full. The skirt is short and circular, falling naturally in ripples; it is bordered with rows of wide and narrow black braid. The black belt has a pointed, overlapping end. Elastics are inserted in the sleeves and also in the legs of the knickerbockers to adjust the fulness. A navy-blue brilliantine suit may be made with a white collar and belt, and a black brilliantine may be trimmed with white braid. Very stout figures look better if a bathing corset is worn. Black stockings are worn, and when the beach is pebbly or otherwise rough, canvas bathing shoes should be worn. A brilliantine suit when removed should always be rinsed in fresh cold water and dried in the shade, else it will become rusty in color and brittle.



FOR MOUNTAIN CLIMBING.

The proper dress for mountain climbing or walking is necessarily the short-skirted one, under which tights or knickerbockers may be worn and petticoats discarded. An ideal toilette for the purpose is illustrated at figure No. 16 in mixed tan cheviot, which, if sponged—as should be all woollen fabrics destined for sporting costumes—before being made up, will neither spot nor shrink if exposed to rain, and will not so readily show soiling as a solid-colored fabric. The skirt extends above the ankles and is plaited at the back, the


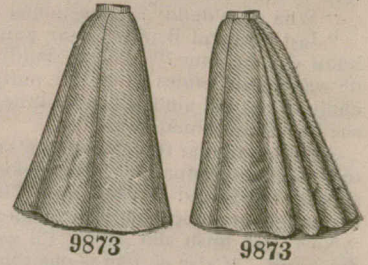


bottom being trimmed with a band of light tan cloth below two rows of coiled black soutache braid. At the top pointed laps hide pocket openings. The pattern is No. 1287, price 1s. or 25 cents. Light-tan cloth is employed with the cheviot

in the Norfolk jacket, which is made double-breasted and adorned with applied box-plaits that graduate narrowly toward the waist and are trimmed with braid. A rolling collar of tan cloth reverses the fronts in lapels, which are faced to match. A chemisette and tie are worn. The belt is also of tan cloth, and the sleeves are plaited in the arms'-eyes. The basque was cut by pattern No. 9918, price 10d. or 20 cents. When gloves are worn they should be of chamois in the natural shade. The Alpine hat is of tan felt and banded with black ribbon and decorated with quills.

FOR TENNIS AND CROQUET.

As lawn tennis requires quicker action than croquet, comfortable garments that will not hamper the movements of the player are required. At once comfortable and attractive are the skirt and shirt-waist comprised in the toilette depicted at figure No. 17. The skirt is developed in bluet cheviot by pattern No. 9873, price 1s. or 25 cents, and may be trimmed with black mohair braid in several rows, from which graduated upright loops extend at intervals. The skirt is in gored style and is fan-plaited at the back. The shirt-waist is of blue-and-white checked lawn. The back is box-plaited below a round yoke, which extends over the shoulders and supports full blouse-fronts that are closed in a box-plait. Simple round cuffs finish the shirt sleeves. A black satin band-bow is worn with a white linen standing collar. A gilt buckle clasps the black leather belt. The shirt-waist is cut by pattern No. 9648, price 10d. or 20 cents.



deep, lace yoke, bluntly pointed and outlined with a ruching of lace, forms the upper part, the back and fronts being full and the fronts slightly bloused. Insertion is applied in encircling rows on the waist and on the sleeves below the double caps, which are also trimmed with insertion. The standing collar matches the yoke. Yellow silk is laid full about the waist and arranged in a bow with ends at the left side of the front.

The sewing on all costumes for outdoor sports should be firm and should preferably be done by machine. Accidents are frequently due to a ripped stitch or two, which may become entangled with one's bicycle—if the wearer is a wheel—or catch upon any obstacle in the path.

Croquet promises to become as popular as it was years ago, and as it is essentially a garden game, an exception is made in the matter of gowning, the most summery attire made captivating by lace and fluttering ribbons being deemed appropriate. At figure No. 18 is illustrated a particularly appropriate toilette. Flowered organdy is the fabric shown in the skirt, the pale pink, yellow and green combined in the design being brought out by a lining of pale-yellow lawn. A graduated flounce finished with a self-heading and brought up very high in the back gives a tablier appearance to the plain portion of the skirt, the effect being emphasized by several rows of Mech-

lin lace insertion in the outline of the skirt. The flounce is trimmed with insertion and also with two gathered ruchings of lace. Pattern No. 9872, price 1s. or 25 cents, illustrates the skirt. The waist, which associates organdy and lace net in its construction, is based on pattern No. 9847, price 10d. or 20 cents. A

## "DE BIG SINGIN' AT SHADY GROVE."

BY JESSIE BEENE WINSTON.

"You, Rastus Bonaparte, leggo dat rooster's tail. Shak-spere, git outen de ash barrel. Climb offen dat fence Mahala Daffodil, and come heah, the whole tribe ob you. I reckon you has dun fuhgot dat we is gwine to de big singin' at Shady Grove, by de way yo' 'uns is kickin' up yo' heels."

At mention of the "big singin'" a yell of delight went up from the dusky crew, which gathered around the ample form of their mother standing in the cabin door.

"Wha gran'daddy?" questioned one of the flock.

"Jest listen at Brutus Cæsar axin wha gran'daddy, when he know wha he gone?" "Gran'daddy git up 'fo' daylight an' tuck de waggin an' mules to git dat putty yaller gal." "Whoopee, chilluns, dat gal ain't sixteen till nex' Fo'th ob July, an' maybe she be ouh gran'mammy."

A cuff on the ear from the urchin's mammy brought his remarks to a sudden termination. She looked about ready to administer another reprimand if need be. The children retreated under her indignant glance, and Dilsy addressed them in wrathful tones.

"Now, jest hush dat talk. I'll weah de las' one ob you out, dat I will. 'Ca'se ef dah is one t'ing I hates to talk 'bout, it is de way yo' gran'daddy cahies on wid dese young gals. Some ob dem is so brak dat chahcoal would make a white ma'k on dem. Dan'el Webster, button up Lizy Jane's dress. Move when I speaks, suh. Gawge Washin'ton, you an' Rastus Bonaparte wash outen de same pan. No diffunce ef de watah is brack. It couldn be no other coloh. Artalissa, comb de knots outen Brutus Cæsar's ha'r. Fly roun' heah. It mos' time fuh gran'daddy to come."

If there was one thing Dilsy prided herself upon more than another, it was the fine names she had given her boys. She had named them after great characters, hoping they would develop some of the traits of those illustrious individuals. It is true she had made some slight variations, but she considered them improvements and thought she might consult her taste so far without breaking the spell that might be in a more powerful combination.

Artalissa, having completed her neat toilet of white muslin and pink ribbons, climbed upon a box and looked out through the open shutter to reconnoitre. A little cloud of dust was rising in the distance. As it came nearer doubt became a certainty, and Artalissa clapped her hands gleefully. "Yondah come gran'daddy. Yondah come gran'daddy." A chorus of young voices took up the words as little pickaninnies swarmed out of doors to view the triumphal approach.

Up drove the couple—black December and shiny May. Uncle Pete looked as if he felt his importance. The beaver hat and velvet waistcoat of three decades or more ago, which he wore, contributed to this feeling. These two articles of apparel were brought forth only on extraordinary occasions. By his side sat a young mulatto, gorgeously arrayed in red cheesecloth finished off with yell'w ribbons. Upon the hay in the wagon-bed the darkies clustered around their mammy. Uncle Pete and the bright enslaver of his affections, Emeline Baker, occupied the high seat in front; and away they went to attend an all-day singing given by the colored people of Shady Grove.

The latter worthy individuals a few weeks previous had in a body attended "Chillun's Day" at Pine Bluff. They were so royally entertained that they prolonged their visit to several days, to the secret discomfiture of more than one host. When at length the time for departure arrived, the visitors had been loud in their expressions of appreciation and had urged the Pine Bluff brethren to give them an early opportunity to return their hospitality. The latter were as eager that their friends in the neighboring town should not remain long under obligations to them; they were on the alert to take advantage of an occasion to balance accounts, and they thought the time had come when they heard of the "Big Singin'" to be at Shady Grove.

So this beautiful Sunday morning found darkies, in almost every style of conveyance imaginable and some afoot, going toward Shady Grove, twelve miles distant. Many good-natured remarks were exchanged along the way.

"Mawnin, Sis' Dilsy. How you fin' yo'sef dis mawnin?"

"Jest tol'able, thanky, Sis' Tildy."

"I wuz tucken wid a mis'ry in my back yistiddy, but I

bleeged to come to-day. I couldn' stay 'way an' de rest ob you habin a big time."

"I guess de Shady Grove folks will fably spread deyselves to-day," rejoined Dilsy. "I 'lowed I'd put up a basket ob pervisions, but daddy say dey be onsulted ef we do dat."

"In co'se dey would, atter dey beg us so to come an' eat wid dem."

Sis' Tildy moved on, and an old couple in a rickety buggy approached. "Clah to gracious," said the woman in an undertone to her husband, "ef yondah ain't Uncle Pete, big as life, settin up by dat sassy Baker gal. Dey ain't no fool lack a ol' fool. Dat sho is the truf. I jest know Dilsy could bite a nail in two, an' look at dem youngens what capers dey is cuttin' behin' his back. Mawnin, Sis' Dilsy. Mawnin, Uncle Pete, an' Em'line. Uncle Pete, you gwine be de younges' man on de groun' to-day, an' all de gals will pull ha'r ober you."

Uncle Pete nodded a smiling assent, and Emeline giggled. They passed pedestrians who had red bandanas streaming from their pockets and gay knots of ribbon pinned about their persons, indicating the holiday mood. Some announced that they had not eaten since the night before, in order to be more fully prepared for the bountiful repast awaiting them. Others said they had brought a change of apparel to spend several days, if duly pressed.

Uncle Pete kept silence through the greater part of the journey, now and then turning to gaze at the vision of ebon loveliness beside him. The children were intent upon mischief, in spite of Dilsy's efforts to suppress them. When her head was turned, Shakspere lightly slipped his hand in his grandfather's pocket and removed a bundle of red stick candy, which he slyly divided among his companions. Uncle Pete heard the crunching behind him and turned about to find the cause. He saw the sweets intended for Emeline's delectation fast disappearing. "Ef dat don't beat the worl'. You onery lil' niggahs! You sagacitate roun' my pockets same as ef dey wuz de cupboard. I's gwine gib you a beatin' to-night dat will fetch ebbery kink straight as a shingle."

This dire prospect did not inspire them with the dread intended, because "gran'daddy" made many threats, but executed few; he had been a father to them, taking care of them and their mother since the death of their own father. The party at length arrived at Shady Grove. Uncle Pete drove under a spreading tree and hitched his team. "Now, Dilsy, tuh'n dese youngens loose an' let dem go wha dey will, so dey gits outen my sight." Turning to Emeline with a clumsy show of gallantry, he said, "Miss Em'line, I will hab de pleasure ob 'scortin' you into de meetin' house."

The singing had already commenced. A large concourse of the natives of the place was present, and the incoming tide of visitors filled the house to its utmost capacity, while full volumes of sound threatened to remove the roof at every breath. There was a stir of commotion at each new arrival from Pine Bluff. "Huh," said one with a contemptuous sniff, "I wouldn' go wha' I wa'n't axed." "Don't dey t'ink dey look fine? I bet dey been sabin up six mont's to make dis show."

The melodious voices rose and fell in perfect measure, one stalwart young fellow standing in the midst of the singers beating time: "Tha's a Prow-Wheel Tuh'nin In My Haht" gave place to an admonition to board "De Gospel Train," then an entreaty "Let Me In De Life-Boat." "Are You Ready?" was followed by the assurance, "I'll Be Tha In De Morning." "Good-bye, City of Babylon" was the grand finale.

By this time the inner man felt a need of something more substantial than song, and the intermission for dinner was a welcome diversion. The Shady Grove darkies made a rush for their respective baskets, carefully avoiding the delegation from Pine Bluff. These poor unfortunates looked on hungrily from a distance—too much abashed to speak. "Well," at last said Aunt Sephrona Miller, who was generally the spokesman among the Pine Bluffites, "ef dis aint de beatenest carryin' on I ebber see. Heah I di'n't eat no breakfus, sabin up fo' dis. I'll hab mo' sense nex' time."

"Dey won't be no nex' time fuh me," chimed in another. "I'll nebber set foot on dis groun' no mo'."

Hasty preparations to leave the unfriendly spot were going on. "I's boun' to gib dem a piece ob my min' 'fo' I moves outen my tracks," said Aunt Sephrona. "Heah," brandishing her baggy umbrella to call attention, "gib me yo' 'tention, ef you can tuh'n loose dem victuals long 'nough, yo' low-lived scum ob de yearth. We am jest 'bout to wipe de dust ob dis heathenish place offen ouh feet an' circumnavigate to'ds home—to ouh own Pine Bluff, wha you finds folks dat is folks. Dey don't run in on peoples an' spen' foh and five days when dey ain't wanted. We axed you kin'ly to come and meet wid us on Chillun's Day, not spectin you to stay a week. When you go 'way you fahly git on yo' knees an' beg us to come to de nex' big to-do yo'all has; which we 'cordin'ly do, an' dis am de way de ongrateful set ob you treat us."

"But, Sistah," interposed a gray-headed dignitary, "atter de big 'casion at Pine Bluff we di'n't 'low you would set much sto' by ouh singin' and we wa'n't spectin you. Dah ain't 'nough to go roun' heah. You ain't been singin' an' we has. Dah is nuffen to make a man hongry lak singin'."

"You might hab showed de willin' min'. You'un's has been singin' 'bout a place you need'nt spect to reach. No, suh! De las' one ob you is gwine wha it will be hot 'nough to roast a tater roun' you, any time." And with this parting thrust Aunt Sephrona turned on her heels and joined in the bustle of leave-taking.

Eager as had been their desire to come, it could not compare with their anxiety to get away; an anxiety that was augmented by the hunger which the tempting food displayed before their eyes cruelly tantalized. The lash was applied to reluctant beasts, and soon a cloud of dust, with here and there a sorrowful straggler, was all that was left to tell of the recent invasion upon Shady Grove.

Uncle Pete's brow wore a cloud. "Dis way ob runnin' roun' on Sunday an' makin' a picnic ob it ain't right, nohow."

Brutus Cæsar and Rastus Bonaparte were sitting just behind Uncle Pete and Emeline. They amused themselves by toying with the high, board seat and removed the wooden pins that secured it to the wagon-bed. All went well until they reached a steep descent. The mules started down this with ever increasing speed; the board slipped forward, at once, and before the astonished couple seated upon it realized what had happened they were sitting in the middle of the road staring at each other. Meantime, the mules had become frightened and, feeling no restraining hand, rushed on without stopping, until they had reached the fence around Uncle Pete's cabin. The wagon bumped its human freight up and down to such an extent that it was something of a relief to each piece as the load was deposited at intervals along the route. Emeline looked after the fast receding vehicle and then burst into tears, at the same time exclaiming, "You mean ol' t'ing. I has nearly broke my back, all on 'count ob you. I wish I nebber laid eyes on you."

"You is goin' too fas'. Wha-fuh could I he'p dat seat a-slidin' off? I's huht wusser dan you is, an' jest look at dat hat! Ol' marster gimme dat hat, an' P's sorrier fuh it been ruind dan I is fuh anyt'ing else."

Emeline thought her grievances were being treated too lightly, and this fact further exasperated her. "I di'n't wanter come wid you, nohow, but mammy made me. She say maybe you wanter to talk to me 'bout huh."

Uncle Pete glared at her from under his shaggy eyebrows. "Don' kick till you is spurred. I don' want you, ner yo' mammy, nary one. You can't bake a hoecake to suit me, an' yo' fots is too big. Ebery step you took you'd shake de house and knock my dishes offen de she'f." If any one had hinted in Uncle Pete's hearing, a few hours before, that Emeline's feet were of anything but fairy-like proportions, he would have given the statement an indignant denial.

Someone riding a mule approached them. Emeline looked up and saw one whose company she had declined for that day in favor of Uncle Pete's. Baxter Jones took in the situation at a glance, and it seemed to afford him a deal of satisfaction to see his lady-love prostrated in the dust.

"Oh, Mistah Jones, do please lemme git up behin' you. Dis ol' man has mos' been the deaf ob me."

Baxter determined to be avenged. "W'y, Miss Em'line, is dis de way you an' Uncle Pete is windin' up de big singin'?"

Uncle Pete, is you still playin' mumble-peg at yo' time ob life? But I don't b'lieve I would hab set flat down in de road."

Uncle Pete generally had a ready retort, but his wits failed him for once; he could do nothing but rise wearily and lean against the fence.

"Mumble-peg, nuffin," said Emeline, "we is heah 'ca'se dem young rascals made de waggin seat slip and frow us out. I jest hope dey mos' got dey necks broke 'fo' dey wuz frough wid it. Mistah Jones, please take me home."

"Miss Em'line, I lacks to 'com'date de ladies, but Uncle Pete engaged yo' comp'ny fuh de day, an' I's feared I mought huht his feelin's."

"Haint got no feelin's. Dey wuz all knocked outen me when I fell fum dat waggin."

"Den," said Baxter, "you gib in fuh me to take huh?"

"Mistah Jones, it will be doin' me a gratuitous favor if you will take dis woman home. She boahs wuss dan gimlets, an' I's tireder dan ef I had mauled rails all day, hard as I could clip it."

Baxter showed two rows of white teeth, as he turned to Emeline.

"Em'line, you slighted me, fuh dis ol', rusty coon dat make fun ob you to yo' face."

"Mammy make me do it, Baxter. But I nebber will slight you no mo'. Oh, please take me home," she pleaded, "my foot is swellin'."

"Pity ef dem fots git any bigger," growled Uncle Pete.

"Em'line, ef I takes you under my pertection, it must be fuh good an' all. What I means is dat you must promise to mah'y me 'fo' I he'ps you. You has fooled wid me long 'nough."

While Emeline hesitated, Baxter flicked his mule, as if to ride on. "Den I will leab you heah to eat de dust."

"Baxter, don't leab me, an' I'll mah'y you any time you say."

"Den I say to morrer, quick as I can git de license, 'ca'se dey ain't much 'pendence in you gals." Baxter helped to swing Emeline up behind him. "Uncle Pete, I would love to take you along, but dis critter wuz jest built fuh two."

As they rode away, Emeline airily threw a kiss over her shoulder to which Uncle Pete responded by a shake of his clenched fist, at the same time mumbling his toothless gums. He then pulled himself together and plodded homeward. When within a mile of his cabin he came upon Dilsy seated by the roadside, in the midst of her family. The dilapidated appearance of the group contrasted painfully with that with which they had gone forth that morning. Brutus Cæsar's head had developed a bump unknown to phrenologists. Rastus Bonaparte looked as if he had met his Waterloo. Shakspere could hardly have presented a worse plight had he passed through a wind-mill. His left arm rested in a sling made from the remains of Artalissa's white dress. Gawge Washin'ton appeared to have had a lively encounter with the enemy and to be feeling worse in consequence. Daniel Webster alone possessed a placid countenance. Fortunately for him, he had dropped on an unwilling cushion in the shape of Rastus Bonaparte.

Uncle Pete looked them over. His wounded spirit seemed to find some comfort in the woe-begone spectacle they presented. At length he spoke: "Dis what cum fum yo' meanness. I done fuhgot what two boys wuz settin to'ds de front of dat waggin. Which two am it? I gwine limber you up some mo'." Silence followed. "Well, I'll whup all of you so as to be sho!" and taking a knife from his pocket, Uncle Pete proceeded to cut a hickory limb.

Brutus Cæsar began to whimper. "Gran'daddy, please let us off dis time. We is sore as a bile all ober."

"I's dat much better pleased," was the grim reply. Uncle Pete thought it his duty to first disturb Daniel Webster's equanimity, and he passed from him to the others, playing the rod with impartiality. The wood echoed with vocal sounds, somewhat different from those that regaled them earlier in the day. The little procession then took up its march, with Uncle Pete at the head. Home had never seemed so dear to them before.

As they filed through the gate, Uncle Pete turned and, raising his finger in warning, said, "De fust one dat name Shady Grove to me will mos' git de life beat out ob him. And de one dat name dat big-footed Baker gal will jest natchelly be strung up by de neck, an' don' you fuhgit it."

JESSIE BEENE WINSTON.

THE large demand for our Pamphlet, "CHARACTER AND UNIQUE FASHIONS" has necessitated the issuing of a new edition in which has been incorporated a variety of new costumes. It is Illustrated with styles unusual in

Character, representing Peculiar National Fashions and Notable Individual Apparel, and is a handy book of reference when patterns of the nature described are required. Sent postpaid on receipt of 2d. or 5 cents.

## FOR THE CHILDREN.

You have all played croquet on the lawn with mallet and ball and many of you, probably, are skilful players, even though you may not have mastered the game scientifically. After a romp in the fields you are glad to come back to the garden for a quiet game, in which ever so many of you may play at one time. We have here a game of croquet, but it is somewhat different from the ordinary game. It is an indoor game, a diversion for rainy days when outdoor games are out of the question.

First of all you must manufacture a "lawn," which may consist of a smooth oblong board with a rather deep frame, or you may simply make a wood frame and fasten it to a table. Cover the lawn, as we will call it, smoothly with green cloth or felt; then make wickets of wire and secure them to the lawn as shown in the illustration, running in a stake at each end, just as in a real game of croquet. A number is given each wicket, and the player who scores the highest number within a certain number of shots is the winner of the game.

Instead of mallets, use the hands, the balls being small enough to be held easily between the fingers. Place the ball between the bent thumb and first finger, which is crooked to hold the ball, and with the thumb send the ball out over the lawn with a snap sufficient to give it speed. The wickets marked with the highest numbers are so placed as to be rather difficult to reach, and the effort to reach them lends interest to the game. It requires a steady and a sure aim to play this game well, for it is not quite as easy as it looks. You could roll the balls, if you like, but snapping them as at first described gives more life to the game.

As many as like may play at this indoor game, and it will be well to have the balls of different color. I wonder which sort of croquet my little people will prefer? No doubt you will all agree in declaring that both are amusing. But, of course, you are glad to have learned a new game.

## BED-TIME STORIES FROM GREEK MYTHOLOGY.

## ŒDIPUS AND THE SPHINX.

No wonder that the inhabitants of Thebes, the great Egyptian city, lived in fear and dread of the Sphinx, the terrible monster which afflicted it. Just fancy, Daphne, it had the body of a lion, the head of a woman, the wings and claws of a bird and the tail of a serpent! Surely a beast to strike fear to the heart even of the bravest. You have somewhere seen a picture of it, no doubt. It was sent to Thebes by Juno, the wife of Jupiter, to punish the wickedness of King Laius.

But you shall hear how the Sphinx was overpowered. The Oracle of Delphi, upon being consulted about the future of the infant son of King Laius, predicted that some day this son would slay his own father, marry his mother and thus secure the throne for himself. Laius, terrified at the utterance of the Oracle, gave orders to a servant to destroy the child. The servant, though averse to committing so cruel a deed, yet dared not wholly disobey the King's orders. He took the child away into the woods, pierced his ankles that he might recognize him if he saw the child again, and tied him to a tree, hurrying away lest the child's cries would prove too much for his soft heart. No one questioned him on his return, and it seemed as if the Oracle would prove false; but the Fates were not to be tricked thus. Not very long after a shepherd in search of a stray lamb was attracted by the strange cries and on discovering the child

carried him to Polybus, King of Corinth, who having no son of his own, gladly adopted him. The queen and her maids took him in charge at once, bathed his bruised limbs and called him Œdipus, which in Greek signifies swollen foot.

Œdipus grew to manhood, when one day at a banquet some one hinted to him that he was not really the son of King Polybus. This made him so angry that he at once consulted the Delphic Oracle to learn the truth. He was told that he was fated to slay his father and marry his mother; but as to who his parents really were the Oracle had nothing to say. He, therefore, hastened from Corinth, fearful that he might commit the crimes against the King and Queen, whom he supposed were his parents. At a narrow crossroads a chariot in which was seated an old man came towards him. The road was too narrow for two chariots, and the attendant of the aged man haughtily bade Œdipus go back. This he refused to do; angry words followed, and finally Œdipus killed both the attendant and his master, who was really no other than King Laius.

Thus was one part of the awful prophecy fulfilled, though unknown to Œdipus. He travelled on to Thebes, where the people were in grief over the death of their King and in greatest alarm over the destroying monster, the Sphinx, who lay crouching on a rock at the city gate, and who would let no one pass without putting a riddle to him. And the Sphinx promised safety to him who succeeded in guessing it and death to him who failed. Œdipus, who cared little for his own life with such a fate hanging over him as the Oracle predicted, sought out the creature, who spoke the following words, warning him that his life was in danger should he fail to interpret them:

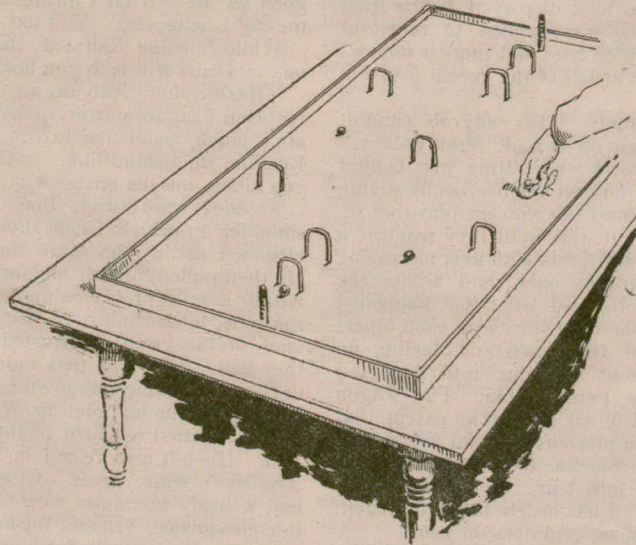
"Tell me, what animal is that  
Which has four feet at morning bright,  
Has two at noon, and three  
at night?"

It did not take Œdipus long to reason out that man in infancy creeps on hands and knees—that is, on all fours; in manhood walks upright, on two feet; and in old age needs the aid of a staff, thus having three feet. Filled with rage at having the secret discovered, the Sphinx cast herself from the rock and perished. In this way, then, was Thebes delivered of its monster. So grateful were the Thebans to Œdipus that, according to the promise to whoever should solve the riddle, they rewarded him by marrying him to their queen, Jocasto, and made him their King.

Innocently enough on the part of Œdipus, as well as that of the Thebans, the second part of the prophecy was fulfilled. The king and queen lived in peace for many years, but at last famine and plague came over the land. This lasted so long that the people sought the Oracle for a means to rid the land of it or to discover its cause at least. The crimes of Œdipus were laid bare by the Oracle and said to be the cause of disaster. Jocasto in her great misery took her life, and Œdipus in a fit of madness blinded himself and left his throne and country. Then Thebes became rid of its pestilence.

Only one of Œdipus' daughters, Antigone, remained with her father, wandering from place to place, and she cared for him until he died. What a sad and awful fate for poor Œdipus!

The Sphinx symbolizes silence. In Egypt to this day there are representations of Sphinxes carved in stone. You will remember, Daphne, that the Sphinx, which really looks wise and majestic if you examine its face, is a figure in Egyptian architecture and ornament.





## TRAVELLING ALONE.

Women and young girls go about by themselves much more than they used to, and are thus necessarily brought into contact with strangers in a way which makes some modification of ordinary social rules obligatory. It should be remembered, however, that these rules, like a piece of elastic, only stretch because a strain is put upon them, and the more a woman travels alone as though she were walking quietly in the street, the surer she will be of not having mistakes made about her. If she is to be more than a very short time in a train, for instance, she should wear a suitable dress which may be washed, or, at least, well brushed, at the end of the journey, a hat without too much fancy trimming, which she should keep upon her head, and gloves which should be allowed to remain upon her hands, as the spectacle of hair becoming full of dust as time goes on and fingers more and more grimy is certainly anything but attractive and quite unnecessary, a simple hat and cheap gloves being within the means of anyone who can afford to travel. There is nothing as to which people differ more widely than about the ventilation of railway cars; one prefers to suffer any amount of heat in order to keep comparatively clean, while another must have as much air as possible, dust or no dust. But as all have equal rights, we have no business to decide for ourselves without consulting our neighbors, and it is extremely impolite to open a window without asking the occupant of the seat behind if it will be unpleasant, especially, as even with a wire gauze screen cinders fly in, and always on a slant, so that the person behind gets the full benefit of them. If a girl has to ask the question of a man, she should do so quite simply and gravely, without any foolish giggling or consciousness, and while it would be absurd to insist that people must travel together in close companionship for hours without speaking to each other, a woman, especially a young one, cannot be too careful as to chance acquaintances of this kind. There is no harm in accepting the loan of a newspaper or book during a tedious journey, but under no circumstances should one take a present of fruit, candy or anything of that sort from a stranger, and it is always better to leave an impression of having been cold and stiff rather than too familiar.

## REPLIES TO CORRESPONDENTS.

*Marble Faun.*—There is no rule as to the frequency with which people should entertain, as that depends entirely upon their surroundings and circumstances, but once a month would certainly not be too often.

*B. B. B.*—Please read the notice "To Correspondents" which appears on page v of this issue. 1. A woman should always walk on the right side of a man, and if he gives her his arm, it should be the right one, as in modern days he is not likely to need it free to wield a sword. In the street some men make a point of always keeping on the side of the curbstone, but that is a survival of habit from old times, when there was no raised sidewalk, and is now unnecessary. 2. There is not the least reason why a young man should take you by the arm when walking with you, nor offer his arm when going up or down steps. If the steps are slippery, he should hold out his hand and you may grasp it to keep your footing, just as you would on a steep hill-side. With a little tact you will probably be able to set him right on these points, but if you have to walk for any distance in the streets after dark, it is customary and often more convenient to take a man's arm. 3. A woman always goes first into any room, or into a church or theatre, unless there should happen to be a great crowd, in which case a man would naturally precede her. 4. Informal letters and notes are usually, and correctly, written on both sides of the sheet of paper.

*C. Mc. M.*—Your problem as to a suitable present for a physician who has been extremely kind in his care of you, and yet whose personal tastes and surroundings you do not know, is one which must often have puzzled others. It will probably be possible, now that you are better, to lead the conversation during one of his visits so that you may find out whether he cares for reading any particular kind of books, or if in his holidays he likes to go off into the woods, or to follow any form of sport. Books are always welcome if they treat of a favorite subject, and if you can find something which has no reference to his profession he will surely be pleased. But whatever you choose, avoid inkstands, walking-sticks and sofa-cushions, as the chances are that he has already received more than enough of these from former grateful patients.

*Miss Y.*—If you have received an invitation to a card party given to celebrate a wooden wedding, the fact being announced in the note, and you mean to go, it will be in good taste to send some trifling present, always of wood, on the day of the party, with your card, for if people take the trouble to keep such anniversaries, they like to have their friends notice them. Carved forks and spoons for salad, small stands for holding a few books, a table and the ever useful photograph-frames are among the presents suitable for such occasions which may easily be found in wood.

*Grandpapa.*—1. On general principles a woman sits at the right of a man, and the lady whom the host takes in to dinner is usually placed there; but in arranging a table it is often necessary to put a woman at a man's left in order to bring congenial people together. 2. The old-fashioned custom was for the ladies to troop out alone at the end of a dinner, the hostess standing at the door until they had gone through and then bringing up the rear, but now the men more frequently give their arms again to the women and take them back to the drawing-room. This is certainly more courteous and more convenient if the men go into another room to smoke. At the moment of leaving the table the woman moves out first and waits for her companion to offer his arm as soon as there is room enough for them to stand abreast. 3. Your question as to the best way of keeping up a conversation with a young lady who is too reserved to take her fair share of it is a hard one to answer off-hand, but you might try telling her of something which has happened or describing some place where you have recently been, as it often happens that when a shy girl is not made to feel she must make a remark every minute she becomes interested in listening and finally asks questions and talks quite naturally. 4. At a wedding the bride always cuts the bride's cake. It is not usual to have a groom's cake as well, but if there be one, the groom should certainly cut it, as he and the bride are the most important persons on that important day.

*Maybelle.*—1. If the friend whom you are visiting gives a party in your honor, the guests will bid you good afternoon or evening when they go away, as they do her, and if they say they are glad to have had the chance of meeting you, it will be enough if you thank them simply; otherwise a "good evening" is sufficient. 2. If a young man merely walks home from church with you, it is not necessary to thank him, as the pleasure is supposed to be on his side; but if he has taken you to drive or to some place of amusement, the case is rather different, and you may thank him and say you have enjoyed yourself very much, in whatever words come to you at the time.

*B. P.*—1. An invitation to luncheon always requires a reply, as the hostess must know for how many to have her table set. 2. Hats or bonnets are usually worn at luncheon, and gloves are not taken off until one is seated at the table. Veils, should, however, be left in the dressing-room or hall with outside wraps, for nothing is more ungraceful than a veil grudgingly pushed up to allow its wearer to eat. 3. It is a good old-fashioned custom to thank the hostess for a pleasant time on leaving her house, and although this is not always done now, it is well to err on the side of courtesy.

*Mrs. J. R.*—If you were merely invited to an evening of music at a lady's house, which she had lent for the occasion to the musicians, no answer to her was necessary, but you should call or leave a card afterwards to show that you appreciate the difference between a private house and a concert hall. 2. No invitation to an At Home needs an answer, as it only means that the hostess intends to stay in her house that day to see her friends if they choose to come. Such invitations are always formal and are usually sent out generally. 3. It is not always easy to tell by the invitation whether an entertainment is to be large or small, but formal invitations are often engraved, with merely the name of the guest filled in, or else written by one of the professional persons whose business it is to take such tasks off people who entertain much. Invitations in the third person are always more formal than a personal note.

## MODERN LACE-MAKING.

## HANDKERCHIEF, WITH FRILLED BORDER.

FIGURE No. 1.—Though not strictly in the class of modern lace, this handkerchief is so pretty for brides, or anyone else, in fact, that we give it here for the benefit of those who desire to make one like it. The center is of fine India lawn and may be of mull, silk, muslin or grass linen. To its edge is sewn, over-and-over, a row of narrow, real Valenciennes insertion; and, in turn, to this insertion is sewn a frill of old-fashioned footing about two inches and three-quarter wide. In one corner of the center the initials or monogram of the owner may be worked.




FIGURE No. 1.—HANDKERCHIEF, WITH FRILLED BORDER.

## END FOR SCARF.

FIGURE No. 2.— This illustration shows, in half size, an end in modern lace to be used in completing a scarf, which may be of mull or net. It is made of Honiton and point braids and fine filling-in stitches. Connecting bars are decorated at their intersections with spiders or rosettes. The design is appropriate for lace made by the yard, and may be made either in cream or pure white.

## TIE-END.

FIGURE No. 3.—This pretty tie-end is very dainty




FIGURE No. 2.—END FOR SCARF.




FIGURE No. 3.—TIE-END.

in design and when completed is appliquéd on to the tie, which may be of mull or net. It is made of point lace braid and a variety of delicate filling-in stitches, together with point de Angleterre rosettes, spiders, etc.

Tie-ends and laces may also be made of black silk braids, which may be obtained in various widths and qualities.

The May number of THE DELINEATOR contained several designs for tie-ends in modern lace, all pretty and popular. One or two of them would, like figure No. 2 in this article, be handsome developed as lace by the yard. In our book "The Art of Modern Lace-Making," price 50 cents or 2s., may be seen illustrations of various braids suitable for making tie-ends and lace.

For the information contained in this article, and also for the illustrations, our thanks are due Sara Hadley, professional lace-maker, 923 Broadway, New York.

THE ART OF KNITTING.

ABBREVIATIONS USED IN KNITTING.

k.—Knit plain.  
p.—Purl, or as it is often called, seam.  
pl.—Plain knitting.  
n.—Narrow.  
k 2 to.—Knit 2 together. Same as n.  
th o or o.—Throw the thread over the needle.  
Make one.—Make a stitch thus: Throw the thread in front of the needle and knit the next stitch in the ordinary manner. (In the next row or round this throw-over, or put-over as it is frequently called, is used as a stitch.) Or, knit one and purl one out of a stitch.  
To Knit Crossed.—Insert needle in the back of the stitch and knit as usual.

sl.—Slip a stitch from the left needle to the right needle without knitting it  
sl and b.—Slip and bind. Slip one stitch, knit the next; pass the slipped stitch over the knit stitch as in binding off work.  
To Bind or Cast Off.—Either slip or knit the first stitch; knit the next; pass the first or slipped stitch over the second, and repeat as far as directed.  
Row.—Knitting once across the work when but two needles are used.  
Round.—Knitting once around the work when four or more needles are used, as in a sock or stocking.  
Repeat.—This means to work designated rows, rounds or portions of work as many times as directed.

\* Stars or asterisks mean, as mentioned wherever they occur, that the details given between them are to be repeated as many times as directed before going on with those details which follow the next star. As an example: \* K 2, p 1, th o, and repeat twice more from \* (or last \*), means that you are to knit as follows: k 2, p 1, th o; k 2, p 1, th o; k 2, p 1, th o, thus repeating the k 2, p 1, th o, twice more after making it the first time, making it three times in all before proceeding with the next part of the direction.

DOTTED LEAF OR ENGLISH POINT LACE.

The lace and the insertion shown at figures Nos. 1 and 2 may be made of any desired width by repeating the directions in parenthesis the requisite number of times. The lace is much

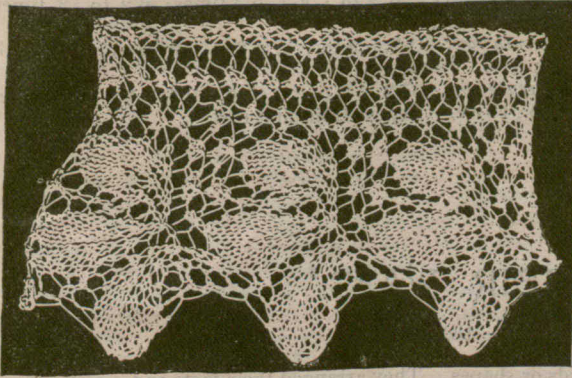


FIGURE NO. 1.—DOTTED LEAF OR ENGLISH POINT LACE.

Fifteenth row.—K 2, n, (o, n 3 to., o, k 3) o, n 3 to., o, k 3, o 2, p 9.

Sixteenth row.—O, k 1, n, n, n 4 to., o, n, k 1, n, o, k 1 (o, n, k 1, n, o, k 1) o, n, k 2.

Seventeenth row.—K 3, (o, k 3, o, n 3 to.,) o, k 3, o,




FIGURE NO. 2.—DOTTED LEAF OR ENGLISH POINT INSERTION.

improved by being knitted wider. 6 stitches are required for each repeat of that part of the pattern.

Care should be taken to make one stitch of each "o" when knitting back, except in the purling in the edge of the first three and last two rows where "o 2" makes one stitch.

When making an over before a purred stitch twist the thread entirely around the needle, else the thread will slip off when the purling is made and a stitch be lost.

FIGURE NO. 1.—Cast on 22 stitches.

First row.—K 3 (o, k 3, o, n 3 to.) twice: o, k 3, o, k 2, o 2, ("o 2" means over twice) p 2 to.

Second row.—O 2, p 2 to., k 6, o, n, o, k 5, (o, k 1, o, n, k 1, n,) o, k 3.

Third row.—K 2, n, (o, n 3 to., o, k 3) o 2, p 14, o 2, p 2 to., loop on 5 new stitches.

Fourth row.—O, k 5, o, n, o, k 7, o, k 1, o, k 6 (o, n, k 1, n, o, k 1), o, n, k 2.

Fifth row.—K 3, (o, k 3, o, n 3 to.) o 2, p 26.

Sixth row.—O, k 7, o, k 1, o, k 9, o, k 1, o, k 9 (o, k 1, o, n, k 1, n,) o, k 3.

Seventh row.—K 2, n, (o, n 3 to., o, k 3) o 2, p 32.

Eighth row.—O, k 9, o, n, k 2, n, n, k 3, o, n, o, k 3, n, n, k 3 (o, n, k 1, n, o, k 1) o, n, k 2.

Ninth row.—K 3, (o, k 3, o, n 3 to.,) o 2, p 31.

Tenth row.—O, n, k 2, n, n, k 3, o, k 2, n, n, k 1, n, o, n, k 1, n 3 to., n 3 to., k 1, n (o, k 1, o, n, k 1, n.), o, k 3.

Eleventh row.—K 2, n, (o, n 3 to., o, k 3) o 2, p 23.

Twelfth row.—O, n, k 1, n, n, k 2, o, n, n, n, n, o, n, n, k 1, o, k 1, (o, n, k 1, n, o, k 1) o, n, k 2.

Thirteenth row.—K 3, (o, k 3, o, n 3 to.,) o, k 3, o 2, p 16.

Fourteenth row.—O, n 8 times, o, k 1, o, k 2, n, (o, k 1, o, n, k 1, n) o, k 3.

n 3 to., o, k 1, o 2, p 5. Take up with the left needle two loops at the side of the edge, o 2, purl 2 loops together.

Eighteenth row.—O 2, p 2 to., n, n 3 to., o, k 3, o, k 1, o, n, k 1, n, (o, k 1, o, n, k 1, n) o, k 3.

Nineteenth row.—K 2, n, (o, n 3 to., o, k 3) o, n 3 to., o, k 3, o, n 3 to., o, n, k 1, o 2, p 2 to.

Twentieth row.—

O 2, p 2 to., k 1, n,

o, k 1, o, n, k 1, n,

o, k 1 (o, n, k 1, n,

o, k 1) o, n, k 2.

DOTTED LEAF OR ENGLISH POINT INSERTION.

FIGURE NO. 2.—Cast on 25 stitches.

First row.—K 3,

(o, k 1, o, n, k 1,

n) o, k 1, o, k 5, o,

k 1, o, k 1, (o, k 2,

n, o, k 1) o, k 3.

Second row.—K

3, (o, k 3, o, n 3

to.,) o 2, p 4, o 2,

p 7, o, k 2, (o, n 3

to., o, k 3) o, k 3.

Third row.—K 3, (n, k 1, n, o, k 1,) o, n, k 2, o, k 8, o,

n, o, k 3, (o, k 1, o, n, k 1, n) k 3.

Fourth row.—K 3, (n 3 to., o, k 3) o 2, p 15, o, n 3 to., (o,

k 3, o, n 3 to.,) k 3.




FIGURE NO. 3.—CRESCENT LACE.



*Fifth row.*—K 3, (o, k 1, o, n, k 2) o, k 3, o, k 1, o, k 3, n, k 4, o, k 1, o, k 5, (o, k 2, n, o, k 1,) o, k 3.

*Sixth row.*—K 3, (o, k 3, o, n 3 to.) o 2, p 24, (o, n 3 to., o, k 3) o, k 3.

*Seventh row.*—K 3, (n, k 1, n, o, k 1) o, k 5, o, n, o, k 2, n, n, n, k 1, o, n, o, k 8, (o, k 1, o, n, k 1, n) k 3.

*Eighth row.*—K 3, (n 3 to., o, k 3) o 2, p 25, (o, k 3, o, n 3 to.) k 3.

*Ninth row.*—K 3, (o, k 1, o, n, k 1, n) o, k 7, o, n 5 times, k 3, n, k 4, (o, k 2, n, o, k 1) o, k 3.

*Tenth row.*—K 3, (o, k 3, o, n 3 to.) p 23, (n 3 to., o, k 3) o, k 3.

*Eleventh row.*—K 3, (n, k 1, n, o, k 1) o, k 9, n 6 times, k 1, o, k 1, (o, k 1, o, n, k 1, n) k 3.

*Twelfth row.*—K 3, (n 3 to., o, k 3) o, n, o, p 16, (o, k 3, o, n 3 to.) k 3.

*Thirteenth row.*—K 3, (o, k 1, o, n, k 1, n) o, k 3, n, n, k 2, n 4 times, o, k 1, (o, n, k 1, n, o, k 1) o, k 3.

*Fourteenth row.*—K 3, (o, k 3, o, n 3 to.) o, k 3, o 2, p 12, (n 3 to., o, k 3) o, k 3.

*Fifteenth row.*—K 3, (n, k 1, n, o, k 1) o, n 6 times, o, k 1, o, k 2, n, (o, k 1, o, n, k 1, n) k 3.

*Sixteenth row.*—K 3, (n 3 to., o, k 3) o, n 3 to., o, k 3, o 2, p 6, (o, k 3, o, n 3 to.) k 3.

*Seventeenth row.*—K 3, (o, k 1, o, n, k 1, n) n 3 times, o, n, k 1, n, o, k 1, (o, n, k 1, n, o, k 1) o, k 3.

*Eighteenth row.*—K 3, (o, k 3, o, n 3 to.) o, k 3, o, n 3 to., p 4, (o, n 3 to., o, k 3) o, k 3.

*Nineteenth row.*—K 3, \* (n, k 1, n, o, k 1) o, repeat from \* 3 times, n, k 1, n, k 3.

*Twentieth row.*—K 3, (n 3 to., o, k 3) o, n 3 to., o 2, p 3, o, n 3 to., (o, k 3, o, n 3 to.) k 3.

## CRESCENT LACE.

FIGURE No. 3.—Use linen thread. Cast on 21 stitches, retain all "overs" as stitches.

*First row.*—O 2 ("o 2" means over twice), p 2 to.; o, p 2 to., twice; k 3, o 3 times; p 2 to., 3 times.

*Second row.*—O 2, p 2 to.; k 4, o 3 times; p 2 to., 3 times; o, p 2 to., twice.

*Third row.*—O 2, p 2 to.; o, p 2 to., twice; k 5, o 3 times; p 2 to., 3 times.

*Fourth row.*—O 2, p 2 to.; k 6, o 3 times; p 2 to., 3 times; o, p 2 to., twice.

*Fifth row.*—O 2, p 2 to.; o, p 2 to., twice; k 7, o 3 times; p 2 to., 3 times.

*Sixth row.*—O 2, p 2 to.; bind off 7, o 3 times; p 2 to., 3 times; o, p 2 to., twice.

*Seventh row.*—O 2, p 2 to.; o, p 2 to., twice; k 2, o 3 times; p 2 to., 3 times.

*Eighth row.*—O 2, p 2 to.; k 3, o 3 times, p 2 to., 3 times; o, p 2 to., twice.

*Ninth row.*—O 2, p 2 to.; o, p 2 to., twice; k 4, o 3 times; p 2 to., 3 times.

*Tenth row.*—O 2, p 2 to.; k 5, o 3 times; p 2 to., 3 times; o, p 2 to., twice.

*Eleventh row.*—O 2, p 2 to.; o, p 2 to., twice; k 6, o 3 times; p 2 to., 3 times.

*Twelfth row.*—O 2, p 2 to.; k 7, o 3 times; p 2 to., 3 times; o 2, p 2 to., twice.

*Thirteenth row.*—O 2, p 2 to.; o, p 2 to., twice; bind off 7, o 3 times; p 2 to., 3 times.

*Fourteenth row.*—O 2, p 2 to.; k 2, o 3 times, p 2 to., 3 times; o, p 2 to., twice. Repeat from first row.

## CHILDREN AND THEIR WAYS.\*

By MRS. ALICE MEYNELL.—No. 6.—MEMORY.

The thoughts of children are memories for men; that is obvious enough. But there are, perhaps, few men of fifty-five, say, who would be willing to acknowledge how close those memories hold them now. Because the child was not able to think of the dynasties of English history without arranging them within his mind visually in columns, processions, lines and angles, there is many a historian who has pursued the gravest of all researches, wearing the while an expression far removed from that of childhood, yet keeping, secretly, the arbitrary sketch of Tudors running from left to right, and Plantagenets forming a square, and the House of Brunswick standing on end. Such a puerile game, merely because the little boy he once was arranged them so, once for all, by a caprice of the mind's eye!

There is no escaping that child's arrangements. Many a statesman has taken part in a Congress of Nations with a like childish image fixed ineffaceably upon his adult thoughts, and has signed such serious things as protocols with the whole map of Europe wearing in his mind the fantastic aspects be assigned to it when he was five years old. No one else at the official baize table knows the strange pictures that are before his visual thought; but assuredly the representative of every other Power has something like them printed indelibly upon his own memory by the acts of his own childhood. There stand some sixteen diplomats, as adult as any human beings in the world, facing one another with a pomp of middle age and a solemnity of international politics that words are weak to describe, and lurking within the masoned consciousness of each and all is a curious sketch of some imaginary material shape of historical events and geographical situations done long ago by as many by-gone little boys. Quite little boys were these, and irresponsible young materialists—so little as to be unable, for the time, to hear anything, learn anything or think anything without thinking of an actual image for it. The subtle thinking by words had hardly begun for them, still less the more subtle effort to think without

words or shapes. They arranged their facts and persons according to a pattern, and that absurd pattern has never been effaced.

There is no man so drily, so dully, so unchildishly intellectual, so remote in thought, and so far, far above trifling, but is compelled to register internally the freakish designs of the little, almost forgotten child. Men and women bear themselves too often as though they had completely forgotten themselves as children, but these mental pranks they are not permitted to forget, and not only must remember but keep for daily use. Perhaps the mathematician alone, by an enormous effort of mind, is able to cast them off and to destroy them, so that he may be free for his abstract conceptions; but it is certain that the ordinary arithmetician, the arithmetician of daily life, who has mere accounts to do, keeps them by him. To the end of his little arithmetical career he has before his mental vision a column of numbers running up perpendicularly to twenty, and thence trending off to the right, and making slight deflections, upwards or downwards, at all the decades until the hundred is reached, when they begin to group themselves in imposing squadrons, in red. In red—for colour, as well as shape, has its part in these patterns. Or whatever else the vivid childish fancy has designed, in order to bestow a local habitation upon the idea of numbers, to that the elderly and responsible banker has perforce to submit. It is to him much more than a memory, but his wife and his client know nothing of it. In like manner is the adult man hampered in his tastes. Some sprightly pet name will never sound young and handsome in his ears, because when he first knew it it was an aunt's. So strong is personality to a child, that the name, closely associated as it is with the person, becomes charged with the individuality of its wearer, including all the habits, the tricks, the signs that together make the demeanour and are acutely perceptible to children looking on in their vigilance. And so it remains ever after.

Through the eye chiefly does the child communicate with the world, and the mental eye is all his imagination and becomes all his memory. Much might be made of that faculty of the eyes, were we to resolve to educate it—perhaps to the loss of the more advanced mental powers. The savage does educate it, on account of physical necessities, but the interesting thing

\*No. 1.—The Naughty Child, appeared in the Number for January.

No. 2.—The Unready, in the Number for February.

No. 3.—Signs, in the Number for March.

No. 4.—Toys, in the Number for April.

No. 5.—Humour, in the Number for May.

would be to see the results of its special training in races inheriting a higher mind than the savages. When a child hears a story, it is the eyes that understand it. Upon the visual nerve the internal impression is made, and you can see this by the aspect of the outward eye. It is a commonplace of the descriptions of children listening to a reading that interests them, to say that their eyes are attentive. They look attentive not because they are reading the face or following the looks of the reader—he must not so flatter himself—but because the faculty of sight is busy within making mentally-visible images of everything that happens in the story, deciding the relative places of houses, people, animals, trees and all other principals and accessories, fixing the aspect and the image so that it shall not afterwards be altered or disturbed. This is the work that makes the eyes of listening children look so strikingly what they are—the means of their imagination. Illustrations, which try to compel the child to see with the eyes of another, are by no means so welcome as the elders think them to be. If they are shown, let them be shown at the outset; do not let them suddenly surprise the child, who has been busy making his own dispositions, with a material arrangement totally different therefrom, and with faces other than those he had resolved upon. "Pictures," in their due time and place, are dear to every child, and he makes their images his own, but not at midway of a story he really likes. At that point they harass him.

Some memories, then, are the tyrannies of vanished childhood. In other cases we succeed in gaining our own adult liberty. The child is not able, for instance, to bind us forever to his own fastidiousness. We may remember how many things we disliked in childhood with a cordial and entire dislike (though even this a great many disciplinarians seem hardly to remember effectually enough), but, happily for our own comfort, we dislike them no longer. Custom has changed us, and the physical nature has modified itself, so that we can sit at table (for instance) without undergoing the distress—it is hardly too much to say the distress—that children have generally to endure in the course of that which it is conventionally agreed to consider as specially pleasant to them—the daily dinner. Alfred de Musset, in one of his little plays, gives this as a sign of coming elderliness: "I find that I begin to dislike what I dislike more than I like what I like." But Alfred de Musset must have surely forgotten how keen, and how numerous also, are the dislikes of children.

A child spends and wastes the force of something like hatred and disgust upon things of daily life that the older senses are hardly aware of. He dislikes, and acutely knows that he dislikes, a hundred things that his elders tolerate—articles of dress, certain fashions, some of the bonnets of his mother's aunts, some of the houses that grown-up people are content to live in, the suburbs in which they inexplicably—having the freedom of choice—take up their residence, pieces of furniture that he justly considers to be hideous, but which he sees are accepted by the blunt sensibilities of his parents with all the implicit acquiescence of their preoccupied mind. He quite consciously registers his hatred of all these things, and he does not consider sago pudding or a rich *galantine* to be an object unfit for the soundest hatred of which he is capable. A sensitive child, with all his senses untamed and unaccustomed, is really surrounded by his own dislikes and the repulsions with which the outer world inspires him. He is intolerant, he is sore, he is unaware of anything that can be said in favour of the things that are so distasteful to him. Other experiences of his may lie half-acknowledged amongst the dinner records of his mind, but of his dislikes he is keenly aware, and, none the less, on that subject he is usually silent. His elders are generally apt to assume the idea suggested by Alfred de Musset, and to take it for granted that what children like they like so joyously that they have hardly any feeling left wherewith to dislike very emphatically what they dislike. The truth is, nevertheless, that children are excessively fastidious, and that if they are fastidious in all their senses, they are doubly so in regard to their childish watchful eyes. Their canons of beauty may not be altogether those that will stand the test of time and education, but they love beauty as they see it,

and it is somewhat to be feared that—except when something extremely lovable is associated with it—they dislike ugliness in mankind; or if this is rather a harsh thing to say of a good-humoured child, let it rather be said that he hates ugliness in visitors and strangers.

Certain it is that dinner is a spoilt festival for the child whom his elders are resolved that they shall not spoil. How strong must be his frequent distastes we may better understand when we consider with what an honest hunger a child comes to the table. If we had but half as brilliant an appetite, we should dislike nothing that was set before us; he, on the contrary, dislikes fully one-half.

Nothing in the future, nothing in the course of customary after-life, will seem to the ordinary citizen nearly so detestable as many of the things prescribed seemed to him in childhood. Doubtless children are compelled to do themselves violence, and to eat, to do, and to endure what they loathe, because their teachers fear lest they should become more and more hard to please, should learn a habit of disliking, and should grow to be not only comfortless but uncomfortable men among men, difficult guests, wretched travellers, irascible householders, furious husbands, revolutionists, soldiers incapable of a campaign. The fear, however, is more or less illusory; for time will multiply the minor pleasures and take quite away the worst of the minor pains. By the time these children have grown old enough to be able to take fat they will have hardly any acute dislikes remaining, and that time comes without forcing. And by the time they have learnt to admire, with interest, some points of feminine attire, they will have ceased to wish to rend and destroy the garments of which the sight offends them. An exaggerated loathing for eccentric manners must needs modify itself in the course of years; and so with twenty subjects of the fastidiousness of a child.

It is, indeed, questionable whether memories of any kind of violence are wholesome matter for after-thoughts. Best of all memories to lay down for the future are memories of affection within the house and of an intimate Nature outside. Hardly calculable is the value of the little store of private emotion that is assured by some accidental day or hour in the woods when a child is young. True, the day and hour are accidental; therefore, we can do no more than give the opportunity for the accident. Let a child be close to the moss in Spring day by day; on one day the scent of its freshness reaches his spiritual senses and will never afterwards be forgotten.

Doubtless children vary in their sensibilities, and one child varies in his moods. The writer took a little girl, full of life and susceptibility, a vivid child with vigilant eyes and a nature singularly warm and rich, and led her a long way up a hill in June that she might see the distance. The child had spent so many months in town that she might well have forgotten what a distance was like, and how large a sky might be. There was a long movement of "the great south-west," and though the day was gray, it was streaming with shadows and lights. The child was candid and fearless, and replied sweetly "I don't think it's so *very* pretty, mother." Nevertheless at another hour there might have been something in one of the farthest hills or "a touch about a tree" that would have found out her spirit. No memory was prepared by that walk up hill, as it happened, but a memory might be made sure forever by some sudden entry into a forest where there were lilies-of-the-valley growing wild, or by the sight of cherry blossom against a blue sky. The greater number of memories are tied close to the ground. Children go near the ground and know more of it than their elders; they breathe the first scents of roots, soil and growth. Some of the best and wildest odours of the whole Spring and Summer are so low that they never mingle with older breath; they are not only the best, they are also the shyest and the slightest, and do not rise on the breezes. They are caught and kept by their own wildness, and children, pottering over their little diggings and searchings, breathe them intimately in. A love of earth so knotted and tethered, amongst the chances of childhood, is not one of the memories that wholly disappear.

ALICE MEYNELL.

BIRDS AND BIRD-KEEPING.—This is the name of a carefully prepared pamphlet published by us in which full instruction is given in the most approved methods of caring for cage-birds of every description. Food, breeding and management in both health and sickness are thoroughly considered, and the pamphlet is illustrated with numerous engravings of singing

and talking birds, cages and many convenient appliances for cages and aviaries. The little work may be read with profit by professional as well as amateur bird-fanciers and is excellent for reference, the information presented being derived from the most reliable sources. The price of the pamphlet is 6d. (by post, 7d.) or 15 cents per Copy.

## CROCHETING.

## ABBREVIATIONS USED IN CROCHETING.

l.—Loop.	s. c.—Single crochet.	b. d. c.—Half-double crochet.	p.—Picot.
ch. st.—Chain stitch.	d. c.—Double crochet.	tr. c.—Treble crochet.	sl. st.—Slip stitch.
repeat.—This means to work designated rows, rounds or portions of the work as many times as directed.			

\* Stars or asterisks mean, as mentioned wherever they occur, that the details given between them are to be repeated as many times as directed before going on with the details which follow the next \*. As an example: \* 6 ch., 1 s. c. in the next space and repeat twice more from \* (or last \*), means that you are to crochet as follows: 6 ch., 1 s. c. in the next space, 6 ch., 1 s. c. in the next space, 6 ch., 1 s. c. in the next space, thus repeating the 6 ch., 1 s. c. in the next space, twice more after making it the first time, making it three times in all before proceeding with the next part of the direction.

## WHEEL DECORATION FOR ENDS OF THROW.

FIGURE No. 1.—Use linen thread. Make the hair-pin work a little more than an inch and a fourth wide, with 3 s. c. to each wind-over, making s. c. on one side of work about one-




FIGURE No. 1.—WHEEL DECORATION FOR ENDS OF THROW.

fourth of an inch from the edge. Allow 36 loops for the inner and outer side of each completed wheel.

*To Make the Wheel.*—Fasten the thread to 1st long loop of hair-pin work, run the hook through the 36 loops, pick up the thread, and draw through all the loops at once and tie together securely, also sewing the work at the s. c. firmly together; in each of the 36 outer loops make 2 s. c., 5 ch., 2 s. c.

When making the next wheel join the middle stitches of 4 picots to the middle stitches of 4 picots of first wheel, with 1 s. c.; join following wheels to picots opposite, thus: leave 5 picots for the center space, 4 for the joining of first to second row, 5 for center space of the other side, and the next four picots to join the second to third wheel. The upper wheels are joined same as lower ones.

*To Fill in Each Space.*—1 s. c. in first picot, 2 ch., skip across corner to first picot on opposite side and catch in it with 1 s. c.; work thus for each corner, and for the sides 1 s. c. in every p., with 3 ch. between each. Then, to make the star: fasten thread in middle stitch of 2nd chain from corner; \* throw thread over hook twice, draw through 4 loops (2 at a time); repeat from \* twice under same stitch; insert hook in middle stitch of next 3-ch., and work as before; skip next two spaces formed by 3-ch., and in middle of each of the next two make a point of star. For the remaining half (or 4 points) work as for half just made. When last point is made draw thread through all loops on hook at once. Fasten work off.

*For Upper and Lower Wheels.*—Work 1 s. c. in every picot, with 2 ch. between each corner, 4 ch. between center picot of each wheel, and 3 ch. on sides.

*For Each Side of Throw.*—1 s. c. in every picot, with 3 ch. between each, and 2 ch. between corners.

*For the Heading.*—*First row.*—1 s. c. in each stitch of chain between the 9th and 10th picots (that is, counting backward from the corner), \* 1 s. c. in each stitch of next chain; repeat twice more from \*; 3 ch., 1 d. c. in next s. c., 9 ch., make half a star (4 points) in corner, making only 1 point in each picot; 8 ch., skip a picot, 1 d. c. in next s. c., 3 ch., 1 s. c. in each stitch of the 3 center picots; repeat thus across; turn.

*Second row.*—5 ch., 1 d. c. between 2nd and 3rd s. c.; 1 ch., skip 2 s. c., 1 d. c. between next two; repeat thus across, making 2 d. c. in center of each half star.

*For the Fringe.*—Cut the thread twice the desired length, allowing 8 strands for each knot. In the 2nd space formed by 3-ch. knot the first bunch of threads; repeat for each of next 10 spaces of same wheel.

*For Each Side of Throw.*—4 s. c. in side of last (or end d. c. of heading; then s. c. in every stitch of the side edge, working in the center stitch of the 3-ch. of last row, 1 s. c., 4 ch., 1 s. c.

## WHEEL OF KNOT-STITCH AND HAIR-PIN WORK.

FIGURE No. 2.—*To Make a Wheel.*—Use either crochet silk, cotton or linen thread, and make the hair-pin work half an inch wide, with 2 s. c. to each wind-over. Allow 16 loops of hair-pin work for center of each wheel. Then fasten thread to 1st loop, run crochet hook through each of the 16 loops, catch thread and draw through all loops at once, fasten securely and break thread. Join the ends of center by sewing the s. c. of hair-pin work firmly together, allowing 16 loops to remain on outer side. Make 2 s. c., 5 ch., 2 s. c., in each of these 16 loops. Now in 1st picot (or 5 chain) fasten thread with 1 s. c., 1 double knot st., catch with 1 s. c. in next picot, 1 d. c., and continue thus until round is finished. (To make knot stitch see directions in figure No. 5.) For next round fasten thread with 1 s. c. on each side of center of 1st d. k. of last round, 1 d. k., 1 s. c. on each side of center of next d. k.; repeat for remainder of round. For next round repeat directions for the one just made. Now fasten thread in center of first d. k., 3 ch., \* 6 d. c. over last half of same knot; turn with 1 ch., and make 1 s. c. in each d. c. just made, 1 s. c. in top of 3-ch.; turn with 1 ch., and make 1 s. c. in each of the seven s. c. just made; then catch this block in the center of next d. k., with 1 s. c. on each side of the knot, 3 ch., and repeat from \* for remainder of round.

These wheels are very pretty when placed upon linen, the edges whipped or button-hole stitched securely to the cloth, and the linen then cut carefully away from under the wheels.




FIGURE No. 2.—WHEEL OF KNOT-STITCH AND HAIR-PIN WORK.

## PICOT LACE.

FIGURE NO. 3.—One-chains and double crochets form this heading. 14 rows must be made before beginning a point.

*First row of Point.*—Make \* 12 ch., fasten with sl. st. to 4 ch., make 4 ch., fasten with sl. st. between 2nd and 3rd squares of head-




FIGURE NO. 3.—PICOT LACE.

ing; repeat from \* till there are 7 p. leaving, each time you fasten, 2 squares between fastenings; make 9 ch., fasten to top of last p.

*Second row.*—Make 6 p. between the 7 p. of last row, 9 ch., fasten to heading, turn, make 5 s. c. over 9-ch., 4 ch., 4 s. c., fasten with sl. st. to chain, 9 ch., fasten to p. of last row.

*Third row.*—Make 5 p. between the 6 p. of last row, 9 ch., fasten to last p. of row.

*Fourth row.*—Make 4 p. between 5 p. of last row, 9 ch., fasten to p. of 2nd row, turn, make 5 s. c. over ch., 4 ch., 4 s. c., fasten with sl. st. to ch., 9 ch., fasten to p. of 4th row.

*Fifth row.*—Make 3 p. between 4 p. of last row, 9 ch., fasten to top of last p.

*Sixth row.*—Make 2 p. between 3 p. of last row, 9 ch., fasten to p. of 4th row, turn, make 5 s. c. over ch., 4 ch., 4 s. c. over ch., fasten to ch. with sl. st., 9 ch., fasten to p. of last row.

*Seventh row.*—Make 1 p. between 2 p. of last row, 9 ch., fasten to p. of 5th row, make 5 s. c. over ch., 4 ch., 5 s. c., 9 ch., 5 s. c. over ch., 4 ch., 5 s. c. over ch., 4 ch., 5 s. c. over ch., 4 ch., 5 s. c. over ch., turn, and fasten with sl. st. in last ch.

*To Make the Scalloped Edge.*—\* Make 1 tr. c. over 9 ch., 4 ch., fasten with sl. st. to top of tr. c., repeat from \* until there are 8 tr. c. and 8 p.; the fourth scallop is made over the p. in point, and the center p. is composed of 8 ch.; when the scallops are finished make 9 ch. and repeat from the beginning.

## HEADING FOR PICOT LACE.

FIGURE NO. 4.—This heading may be substituted for the one used at figure No. 3. Make a chain as long as desired.

*First row.*—Make 1 d. c. in the 7th st. of ch. from hook, \* 2 ch., skip 2 and make 1 d. c. in the next ch., repeat from \* to end of work.

*Second row.*—Make 5 ch., fasten with s. c. to the d. c. between the second and third squares, \* 5 ch., skip 1 d. c. and fasten with s. c. to next d. c., repeat from \* to end of work.

*Third, Fourth, Eighth and Ninth rows.*—9 ch., s. c. in center of chain below; repeat.

*Fifth row.*—9 ch., fasten with s. c. to center of ch. below, \* 5 ch. and fasten with s. c. to center of ch. below, repeat from \*

*Sixth row.*—9 ch., fasten with s. c. in the center of ch. below, 5 ch., \* 1 tr. c. in the next s. c. below, 2 more tr. c. in the same stitch but keep the last loop of each on the hook, then work through all the loops at once; make all tr. c. the same way, make 3 more tr. c. in the next s. c. below 5-ch., fasten with s. c. in the center of ch. below, 5 ch., repeat from \* to end of work.

*Seventh row.*—9 ch., \* tr. c. in top of tr. c., below, 5 ch., tr. c. in the same space as the last tr. c., 5 ch., repeat from \* to end of work.

*Tenth row.*—9 ch., s. c. in center of chain below, \* 5 ch., s. c. in center of ch. below, repeat from \* to end of work.

*Eleventh row.*—6 ch., \* 1 d. c. in center of ch. below, 2 ch., 1 d. c. in top of s. c. below, 2 ch., repeat to end of work.



FIGURE NO. 4.—HEADING FOR PICOT LACE.

Then 1 ch., \* 2 d. c. in knot st., 2 ch., 2 d. c. in s. c. that joins to picot, 2 ch. Repeat from \* around scallop, after last 2 d. c.,




FIGURE NO. 5.—WIDE CROCHETED LACE.

ch. 1, catch in scallop, turn. 1 s. c. over 1-ch., then over each 2-ch.; between 2 d. c., work 1 s. c., 1 half d. c., 4 d. c., 1 half d. c., 1 s. c., then 1 ch., 1 s. c. over next 1-ch., 1 ch. This finishes the scallop and completes the pattern; repeat from 2nd row.

## WIDE CROCHETED LACE.

FIGURE NO. 5.—Make a chain of 54 stitches.

*First row.*—1 d. c. in 5th st. of ch., 1-ch., miss 1 ch., 1 d. c. in next st., shell of 2 d. c., 1 ch., 2 d. c., in same st. Miss 2 ch. work 2 knot st. thus: Draw the loop up  $\frac{1}{8}$  of an inch, catch the thread and pull through; then put the hook between the drawn loop and the thread just pulled through, catch the thread and draw through again, thus making 2 sts. on the hook; catch the thread and draw through these 2 sts. to form the knot. Miss 9 ch., catch in 10th st. of ch., 2 knot st., 1 ch., miss 9 ch., catch in 10th st. of ch., 2 ch., miss 2 ch., 1 d. c. in next st. of ch., 2 ch., 1 d. c. in same st. as last d. c., 2 ch., miss 2 ch., 1 s. c. in next st., 1 ch., 2 knot st., miss 9 ch., catch in 10th st. of ch., 2 knot st. miss 9 ch., 1 shell of 2 d. c. and 1 ch., 2 d. c. in 10 st. of ch., 3 ch., turn.

*Second row.*—Shell in shell of previous row, 1 knot st., catch in first knot below, 2 knot sts., skip 1 knot below and fasten in next knot, 1 knot st., 1 ch., \* 1 s. c., 1 half d. c., 5 d. c., 1 half d. c., 1 s. c. under 2 ch., repeat from \* twice more. 1 ch., 1 knot st., catch in first knot below 2 knot sts., skip the next knot below and fasten in next knot, 1 knot st. Shell in shell, 1 d. c. in d. c., 1 ch., d. c. in d. c., 1 ch., d. c. in 2nd st. of ch., 3 ch., turn.

*Third row.*—1 d. c. in d. c., 1 ch., d. c. in d. c., shell in shell, 2 knot st., catch in the center between the knot stitches below, 2 more knot sts., catch in 1st d. c. of scallop, work 1 s. c. in top of each stitch of scallop, taking up half stitch on side you are working. Then s. c. in last s. c. of scallop. 2 ch., d. c. in top of center d. c. of next scallop, 2 ch., d. c. in same as last d. c., 2 ch., s. c. in s. c. of next scallop, work a row of stitches as before to the last d. c., work knot stitches as before, shell in shell, 3 ch., turn. Repeat 2nd and 3rd rows until 7 rows are made, ch. 5, turn. This starts scallop: Repeat 2nd and 3rd row; then, 1 ch., under 5-ch., 12 d. c. with 1 ch. between every 2 d. c., 1 ch., catch in shell,

turn. \* 5 ch., s. c. over each 1-ch. between d. c. in last row; repeat from \* around scallop, 1 ch., work 2 rows like 2nd and 3rd. On returning to scallop 6 ch., s. c. over center of 5 ch., repeat around scallop, 6 ch., catch in shell, 2 ch., catch out on next shell, turn, 2 ch.; into center of each 6 ch., 1 d. c., 2 ch., 1 d. c. with 2 ch. between d. c. At the end make 2 ch., then two rows like 2nd and 3rd. \* 2 ch., 1 s. c. over 2 ch., 2 ch. d. c. over next 2-ch., 4 ch., s. c. in top of last d. c., catching through 2 stitches, 2 more picots, catch in same place. Repeat from \* around scallop, catching last 2-ch. in shell, 2 ch., catch out on next shell, turn. Work 2 knot st., s. c. through center picot, repeat around scallop, then 2 knot st., shell in shell. Work 2 rows like 2nd and 3rd.

## THE COMMON ILLS OF LIFE.\*

By GRACE PECKHAM MURRAY, M. D.—No. 6.—THE LIVER AND BILIOUSNESS.

Of all the organs in the body the liver has long attained the greatest amount of popular attention, and with reason: in the first place, it is the largest organ; and in the next place, its work in the human economy has never been quite understood. Every one knows that the office of the brain is to direct all our conscious acts. No one disputes the function of the stomach, though uncertainty may exist as to the exact manner in which it disposes of food; in some way, however, it accomplishes it, and has nothing further to do with the general economy. The heart pumps the blood over the body; and the lungs have to do with breathing, which renews and purifies the blood. But that great organ of the body, the liver—assumed to manufacture bile and supposed to do a variety of other things—is mysterious, and for this reason it has enjoyed a great and ancient prominence and has been made the scapegoat for all ills which could not otherwise be satisfactorily accounted for. "The liver is out of order"—"the liver is torpid"—"the liver does not act"—"an attack of biliousness"—one hears these expressions every day, delivered with a degree of unction and satisfaction that would imply that the root of the matter had been reached, and there was nothing further to be said about one's condition, the proper course of action being forthwith to "stir up the liver."

Illustrative of the attitude of the ordinary mind in regard to the liver was the remark of the masseuse at a Turkish bath. "Now," said she, complacently, as one sure of meeting a warm approval, "I will give the liver a good kneading—so as to stir it up." She then proceeded to rub over the region of the heart, at the left side of the body, never once approaching the site of the other organ, for which, ostensibly, she had so much respect and care. Only now and then occurs an anatomical freak, whose entire internal economy is reversed, so that the liver comes on the left side, and the heart and stomach on the right; so it is safe to look for the liver on the right side. It occupies the whole of the right side and passes a little beyond the middle line to the left, its upper convex surface closely fitting the concave surface of the great breathing muscle—the diaphragm—under which it is placed.

## THE NEED OF A LIVER.

Someone has described the liver as pyramidal; but this is not a good description, for the true shape is rather a pyramid very much flattened—a right-angled pyramid. In a woman the liver weighs from forty to fifty ounces, while in man it averages about seventy. All the blood of the body is poured through the liver, and the new blood made from the food is sent here before it goes anywhere else. The liver manufactures the bile, and it was thought that this was about the only purpose the liver served. Nowadays, however, through observation and experiment, the secretion of the bile is found to be a secondary consideration—perhaps the least important duty of the liver. It was next found that the manufacture of sugar could be carried on in the liver. Not that it took the sugar which had been introduced into the body in foods and appropriated it, but that it could manufacture sugar out of other substances independently. This, indeed, was one of the liver's strongest propensities; it insists on turning out sugar, although there has none been put in the system. And even when a piece of liver has been removed from the body, which at the time did not reveal any traces of sugar, and left for a while, sugar will be found in it. This sugar-making of the liver, its place in the economy and its relation to the dreadful disease of diabetes have been the subject of more experimentation and medical writing than one would believe.

Other chemical substances are modified and changed by the liver. Some think that it has entirely to do with the lactic and uric acids, of which mention was made in discussing rheumatism and gout. That the liver plays an active part in these diseases, as also in dyspepsia, every one realizes. How great its rôle is no one knows.

## THE DESTROYER OF POISONS.

It is only recently that the supreme office of the liver and its true importance has been realized. The liver is the great destroyer of the poisons which enter the body; it is the "king's taster." The products of digestion, as has been said, before going into the circulation are first taken to the liver by the portal vein. Before leaving the liver all substances injurious to the system are rendered harmless, and all bacteria also are destroyed. In this way the organism is protected against infection, poisons and bacteria. A celebrated French experimenter avers that a man manufactures enough poison in eight hours to easily prove fatal if otherwise introduced. The liver treats these poisonous substances and accumulations and renders them innocuous. If for any reason it fails to do this, the individual becomes infected with the poisons and they act upon the different parts of his economy, circulating by means of the blood to all the tissues. They go to the brain, making one sleepy, indolent, unable to act mentally or physically. The individual becomes irritable, cross and peevish, and then, if the amount is increased, he grows melancholy and hypochondriacal—terms derived from the word for liver and used from time immemorial, showing that even though not able to explain the whys and wherefores our forefathers put the blame where it belonged. The poisons act on the heart, slowing its action very much or causing it to beat fast or irregularly; they act also on the stomach, causing the worst kind of indigestion and dyspepsia; they are deposited in the skin, causing jaundice and itching.

## CONCERNING BILE.

The production of bile by the liver has been relegated, as we have seen, from a foremost to a very secondary place. It has been found that bile is not of so much use in the economy as was at one time supposed; it has something to do with the digestion of fats and also relieves the intestinal tract of its poisonous substances—in a word, disinfects it. It was found in experimenting upon animals that when the bile ducts—which convey the bile from the gall bladder, where it is stored up as it comes from the liver to the intestines—were tied, that the animal was as well as ever, provided it was fed on food that did not contain fats. The bile plays its rôle in biliousness after this fashion: if not carried off by the usual channels, it blocks up the liver and prevents the performance of other offices; if the blockade is long continued, the bile itself takes its course through the blood and is deposited in the skin, making it yellow. It appears first in the whites of the eyes, imparting to them a very yellow tinge.

## THE BILIOUS PERSON.

At one time it was quite the vogue to call everything in the way of a departure from health, that one could not otherwise explain, biliousness. It is not so much out of style in these days outside of medical circles, and many will doubtless be quite shocked to learn that many modern treatises on the liver by some of the greatest authorities do not give any place to biliousness. They call the attack "bilious dyspepsia," and some other names not in the popular vocabulary. This attitude, however, is not universal. To take away biliousness from the list of ills which are common to all would be like doubting that Shakspeare wrote the plays attributed to him. Of course, there is such a trouble as biliousness, and the bilious person is always having attacks which he describes as such.

We may save the trouble of biliousness from the iconoclastic hand of advancing Science, but the old-fashioned classifications of temperaments—the nervous, the sanguine and the bilious—have been banished long ago and are as much out of date as the cupping and bleeding with which in other days the possessors of these temperaments were treated. The bilious temperament may be no longer regarded as such, though the bilious person remains. He is dark, sallow and inclined to have dark circles under his eyes. He probably has a defective liver, which he doubtless inherited. Does he believe there is no such thing as biliousness? Not he! He speaks feelingly of it on every occa-

\*No. 1. Catching Cold, appeared in the Number for January.  
No. 2. Indigestion and Dyspepsia, in the Number for February.  
No. 3. Feverishness and Fevers, in the Number for March.  
No. 4. Headaches, in the Number for April.  
No. 5. Neuralgia, Gout, Rheumatism, in the Number for May.

sion. If the East wind blows, it searches for his liver; if the sun shines hot, and especially if he has betaken himself to a warm climate, he knows that the organ is giving a twist. With any indiscretion in eating or drinking he brings on the bilious attack.

#### A BILIOUS ATTACK.

The cause of the bilious attack has already been indicated. It is the blocking up of the liver with bile, hindering the liver from performing its office of sugar-making, producing chemical changes and destroying bacteria, a condition highly detrimental. The bile itself also courses through the blood and takes its vengeance upon the system. The result is the person has a headache; is cross and irritable; is languid and disinclined to exertion; has a band across his forehead; his tongue is furred, colored yellow and even brownish; he is constipated, is flatulent and has nausea and sometimes vomiting. When a child has a bilious attack it occurs generally after over-eating. The liver, called upon to dispose of the product of an excessive amount of food and depended upon to protect the system from its poisonous effects, is over-taxed; and there arises a great fever, which a writer picturesquely describes: "The system is holding a bonfire to the great discomfort of the child, the dismay of the mother and nurse and the benefit of the family doctor." This grand culmination of events—the bilious attack—in both the adult and the child sets things straight for a while.

Curiously enough, people who would never know that they had a liver, as long as they remained in a temperate climate, become very much troubled by that organ in hot countries. It is not easy to account for this; some think the change is due to eating too much and too stimulating food for a hot climate and to drinking intemperately; others think that the excessive heat prevents one from taking the exercise necessary to keep the liver up to its work. The state of the liver in a bilious attack, aside from its being overcharged with bile, may be that of mild congestion. It is natural that this should be so, since the organ is so very vascular.

#### THE CARE OF THE LIVER.

There is a great diversity of opinion in regard to the diet which will keep the liver in the best order, but there is no diversity of opinion in regard to the bad effect upon the liver of alcoholic drinks. A celebrated German writer says: "Alcohol in all forms should be proscribed for those with a tendency to liver troubles or affected by them," although if one must have wine, clarets and Rhine wines are better borne. The liver finds it very difficult to break up the constituents of alcohol, and the same may be said of sugars, candies and sweet things. Tea and coffee are also said to be injurious to those who are conscious of their livers.

Many persons have an idea that milk makes them bilious. But this is not so. Milk is good for almost everybody; it is the perfect food, and, used with lime water or vichy, or with a pinch of bi-carbonate of soda to a glassful, it can be taken by almost everyone. I will not be as emphatic as one physician, who stated positively that milk can disagree with no one, for there are always rare and exceptional cases; but those who cannot take milk without becoming bilious are exceeding few in comparison. As the bile, as has been said, acts upon the fats which are eaten, one should be careful about eating too rich and too greasy food, if any distress is likely to follow. The popular notion that eggs make one bilious is to be deprecated also. Eggs are very nutritious, and if properly cooked—that is, not too much cooked—they are easily digested. There is, however, an exception to be noted: eggs that are hard-boiled should be boiled for fifteen or twenty minutes, for that makes the yolk mealy and palatable, as well as digestible, though I do not think it is the best way to prepare eggs.

The great discussion in regard to diet in relation to the liver has been about the use of meats. More meat is now permitted than formerly. The meats should be carefully cooked and should not be those whose fibre renders them difficult of digestion, such as veal, pork and salt meats. Game is stricken from the list, but not fish. Fresh well-cooked vegetables are authorized by all, though the starchy vegetables should be avoided. To go back to the old classification, the vegetables that grow above ground may be eaten, and not those that grow in the ground. For the liver to carry on its work properly, it is necessary that it should have plenty of oxygen. One must, therefore, exercise freely and in the open air. Baths also are necessary to promote the activity of the liver, and warm and hot baths are recommended very highly.

#### MINERAL WATERS AND SPRINGS.

The efficacy of the various mineral waters in liver troubles has long been recognized. In Europe treatment for the liver and kidneys consists of a course at one of the many spas, the waters of which for many centuries have been famous for the cure of those troubles which so often come from high living and over-taxing the liver. The benefit of the cure of Carlsbad, Aix and the many other baths comes not alone from drinking the waters, but from following a certain régime. The food is prescribed, as are also the hours of rising and retiring and the amount of exercise. It is not only good for one to drink water freely, but is necessary for the health. Dr. Beard, who described the disease of nervous prostration, thought that a great deal of the nervousness of Americans was due to the fact that they did not drink water enough. In view of the modern theories of the liver which we have been discussing—namely, that its chief office is to render harmless any poisons which may enter the body or be formed in it—it can be seen that plenty of water is necessary for it to do this properly.

The introduction of the European life at a spa in America does not seem to meet with the success that it deserves. Americans are renowned for their dyspepsia and Europeans for their liver troubles. Nevertheless there is no class of people who would receive so much benefit from a regulated life of a few weeks every year at some springs as Americans. Saratoga approaches the nearest to the European resorts. It has a number of springs of alkaline waters such as the Hathorn, the Congress and the Vichy, but the people who go to Saratoga do not take the matter of drinking the waters seriously. They try one or another spring taking now a little of the water, or the next day over doing it. The indiscriminate use of any of the mineral waters should be avoided, but if one is becoming subject to attacks of biliousness, and feeling that more and more the whole system is getting out of order, it is well to take the matter in hand and turn to Nature's remedies.

#### MEDICATION.

While the hygienic measures of diet, exercise and bathing just mentioned are more important than medication, one must sometimes have medicine "to touch up the liver" and likewise to afford relief when in the throes of a bilious attack. In the former connection it should be remembered that it is necessary always to avoid constipation; the system should not become clogged. The pills which are recommended are very numerous, but they should not be used indiscriminately, for the pills which are advantageous in one condition would not be so in another. It would take a long dissertation to give suitable and profitable directions for the treatment of constipation. Experience and the family physician should be the guides. It is not out of place, however, to speak of one drug which belongs to the liver and is always associated with it—namely, calomel. The drug was used extensively in the days when bleeding was so widely practiced, and because of the inordinate doses given it deservedly fell into disuse. Nevertheless, experience has proved that there is nothing like some preparation of mercury, especially calomel, to act upon the liver. It should be used in very small doses: Take three tablets, each one-tenth of a grain, an hour apart at night before retiring, and use in the morning some aperient, like Carlsbad salts, Rochelle salts, phosphate of soda, Hunyadi water or citrate of magnesia—whatever has been found best to suit the requirements of the individual. This will prevent the culminating attacks of biliousness to which one is subject. This process should be repeated every two or three weeks as is found necessary.

The use of mineral waters which contain alkalines is very beneficial. Bi-carbonate of soda has helped the liver, and acids—either lemon juice, the nitro-muriatic acid diluted or aromatic sulphuric acid—are often of use. Acidulate a glassful of water by means of one of these so that it will be pleasant to the taste. Aside from the medication, the drinking of the mineral waters, acidulated waters, serves to assist the liver in its function of promoting chemical changes. Copious drafts of distilled water and hot water are also good for the same purpose. All of these things will prevent the outbursts which are so much dreaded. When the attacks come on, the headache has to be relieved by the different methods already described in treating of headaches in general. The same applies also to nausea. More in the case of biliousness than in almost any other condition it is "the ounce of prevention" which is worth "the pound of cure." Treat the liver with circumspection, not embarrassing it in its complex and arduous duties by over-eating and over-drinking.

GRACE PECKHAM MURRAY.

# Girls' Interests AND Occupations.

AS AN INCENTIVE to perfect themselves in homely accomplishments, that they may be better fitted to fill the position of mistress by understanding the work of their servants, a set of New York girls has hit upon a capital scheme. They have formed themselves into a club with the avowed intention of learning by practical experience all kinds of work pertaining to the comforts of home. They have named themselves, "The Homely Accomplishment Club." The scheme of this club or class is that each member must choose a branch of household work, and for one month, at the very least, diligently seek to perfect herself in it. When this is accomplished the work of another servant is selected and learned, until the duties of the entire corps are understood. At the first meeting—so far there has been but one, as the club is less than a month old—each member selected her own work, stated how much time each week she would devote to it and pledged herself to report to the club each time she failed to do her duty and to pay a stipulated fine for each neglect. At the end of each month regular monthly meetings will be held, when members are to be examined in the various works chosen, fines collected from delinquents and prizes awarded the diligent. The president, who, be it understood, already understands the art of dressmaking and fitting and could make her own gowns if the necessity arose, has selected cooking as the first homely accomplishment to be acquired. Besides attending a cooking school she goes down to her mother's kitchen and assists the cook in the preparation of at least four meals each week. At the expiration of the month she is expected to prepare a meal without the assistance of a cook. The other members of the club will judge of her proficiency, and those who have been learning the art of serving and of setting the table will be called on to display their accomplishment. But of all homely accomplishments chamber-work seems to be the most popular among the members of this club, and several girls are devoting their time to learning the best method of sweeping, dusting, polishing, making beds and attending to the thousand and one little details which are looked for but seldom found in the average chambermaid's list of accepted duties. The care of the dining-room, decorating the table and the proper serving of meals is engrossing the attention of half a dozen others, while about half that number has joined a book-keeping class that the members may be able to tell just where the money of the household goes. Only two have chosen to study the laundry, but they have pledged themselves to only an hour each week for practical work.

THE "A-S. A-S.," signifying "The Anti-Sweet Anti-Sour Club," proclaims as an object the improvement of the physical appearance of its members. It is made up entirely of young girls either too stout or too thin, and on no account does it take into regular membership the "just plump enough" variety of girl, though as honorary members they are allowed to attend the regular monthly banquets of the club, as models of perfection to be emulated by all regular members. The club membership is divided into two classes, the A-S.—members having a superabundance of flesh, and who pledge themselves to abstain from the eating of all sweets—and the second class, the A-S. No. 2, composed of the thin delegation, pledged against all sour. For each infraction of these rules they are bound by agreement to pay the sum of twenty-five cents, quite a large amount when one considers the craving of the average girl for candies and pickles. The fines collected go toward the education and the buying of clothing and books of two girls from the great East Side of New York City and are paid at the regular monthly meeting of the club. It is at these regular monthly meetings that the fun comes; the business of the club, of course, comes first and consists of each member recounting her many

temptations and lapses during the month, and the payment of the fines. Then comes the banquet, to which are invited a limited number of men friends and a very limited number of the "just plump enough" girls. The menu is in no way restricted, and the members of the club who finish the feast without having succumbed to the many temptations are awarded prizes.

FOR FANCY-WORK during the coming Summer many of the girls in town are preparing for embroidery a set of dainty pocket handkerchiefs. They buy the finest quality of linen handkerchief with a narrow hemstitching, and just within the hem have stamped in the most delicate Dresden patterns sprays, vines, flowers or any dainty design they may prefer. In most instances the work is to be done in white, as the girls, as a rule, consider a pure white handkerchief more dainty and in better taste. On one corner of these dainty squares of linen, just within the embroidery, is worked a monogram exactly like the one that is used at the top of the owner's note-paper.

OTHER SUMMER RECREATIONS, which are being considered and prepared for, are the revival of old-fashioned occupations. Last Summer at Lenox the girls enjoyed Nature-study so much that some of their friends have conceived the idea of studying animal life in a highly practical way. They will, therefore, become dairy maids and poultry fanciers and personally devote themselves to the management of the dairy and poultry yard and spend the Summer in these occupations. These girls complain that they are tired of dancing, golfing, coaching—the eternal effort at being amused. So for one Summer at least they will devote themselves to employments in which their great grandmothers found much pleasure and profit. The yards and building have been arranged according to the most approved plans. As no two girls have the same ideas on the subject, a diversity of results may be expected. In one respect, however, those interested in poultry raising agree: no incubators shall be used. The style of dress to be worn in the dairy and the poultry yard has been carefully considered and much of it is now being made. In the latter instance it will consist of a plain cotton frock with high neck and long sleeves, thick gloves and a cracker bonnet. The costumes of the girls who have chosen to be dairy maids will be somewhat more elaborate. The short, plain frock will be of delicately tinted piqué, duck or Madras, with the neck cut slightly low and with loose sleeves extending just below the elbow. A large, soft, muslin kerchief is to be added, the ends of which, crossing on the bosom, are held in place by the belt of the big white apron.

SOME ENGAGED GIRLS no longer consider it sufficient for their fiancés to possess a single photograph of themselves; six is the requisite number, each in a different position and gown. One unique frame, embroidered for the "very best man in the world," is of white linen, with forget-me-nots and love knots of blue ribbon embroidered on it. There are six openings, around which is worked "My pretty girl," "My witty girl," "The girl that I adore," "My Summer girl," "My Winter girl," "My girl forevermore." When the same charming face is recognized in six different positions and expressions and in as many different gowns the owner is considered a man to be envied. This frame is not of the kind that hangs on the wall, one straight long strip of linen with pictures one above the other inviting the designation of No. 1, No. 2, No. 3, etc., but a folding panel to be placed on the bureau or desk. The reverse side of the frame is embroidered in the same flowers and love knots.

THERE WAS A TIME when artificial flowers were considered the reverse of good taste, except, of course, as applied to hats; but that time has passed, for now they are to be seen everywhere and used by the most fastidious. While having her room done over for the Summer, a girl with a keen appreciation of all things beautiful hit upon a plan whereby she might make use of artificial flowers in a novel manner and have a room different from those of the rest of her set. She pulled to pieces her Japanese corner and in its stead built up the prettiest bower of blooming plants and vines that a girl's heart could desire.

LAFAYETTE McLAWS.

TATTING.

ABBREVIATIONS USED IN MAKING TATTING.

d. s.—Double-stitch or the two halves forming one stitch. p.—Picot. \*.—Indicates a repetition as directed wherever a \* is seen.

CHILD'S TATTED CAP.

FIGURE NO. 1.—This cap can be made of silk, cotton or linen thread, as preferred. Begin the cap at the center of back with a ring of 11 d. s. and 10 p., each separated by 1 d. s.

*First round.*—This is made of small rings; leave  $\frac{1}{4}$  inch thread and make first ring of 5 d. s. and 4 p., draw up and join to 1st p. of center. Make 2nd round like 1st; join 1st p. to last p. of 1st ring, and continue until you have 10 rings around center; join last ring to 1st, fasten thread under ring and make 6 more rounds like last; join each ring to ring of last round, every 3rd and 4th ring joining 1 p. each of a ring in last round so that the back presents a smooth appearance.

After making 6 rounds of small rings the 7th round is composed of wheels. Make center of 1st wheel of 11 d. s. and 10 p., draw up, leave  $\frac{1}{4}$  inch thread and make 10 small rings of 5 d. s. and 4 p.; join 1st small ring to last small ring of last round. Make 2nd wheel; join 1st and 2nd rings to 4th and 3rd rings of last wheel. Make 3rd ring and join 4th ring to 4th ring




FIGURE NO. 1.—CHILD'S TATTED CAP.

ROSETTE IN TATTING.

FIGURE NO. 2.—The picots of the center ring of this rosette must each be a quarter of an inch long.

*Center ring.*—2 d. s., 1 p., \* 3 d. s., 1 p. \*; repeat from \* to \* until there are 10 p., then make 1 d. s., tie, and cut thread.

*Outer row.*—Use two threads. Begin with one thread and make a ring as follows: 7 d. s., join to any one of the long p. of the center ring, 7 d. s., close ring \*. With 2 threads make 3 d. s., 1 p., 2 d. s., 4 p. with 2 d. s. between each, 3 d. s. Turn, and with one thread make 7 d. s., join to next long p., 7 d. s., close the ring \*. Turn, and repeat from \* to \* until the circle is complete.

This rosette, repeated and arranged in points, makes a beautiful design for collars, cuffs, revers, etc.

TATTED STAR FOR HANDKERCHIEF CORNER.

FIGURE NO. 3.—Use No. 100 spool cotton. Begin with center ring and make 2 d. s., 1 p., \* 4 d. s., 1 p.;




FIGURE NO. 2.—ROSETTE IN TATTING.




FIGURE NO. 3.—TATTED STAR FOR HANDKERCHIEF CORNER.




FIGURE NO. 4.—MEDALLION IN TATTING.

of last round; finish wheel like 1st; continue wheels all round. Make 8th round of wheels like 7th, except join the wheels so that they come between the wheels of last round. Make the wheels three-fourths of the way around, thus beginning the front of the cap.

Leave  $\frac{1}{4}$  inch thread and return on 9th row with small rings like center of back. Join 1st small ring to 7th small ring of last wheel; join 2nd ring to 6th ring of last wheel; join each ring to the ring on the sides of wheels across front. Make 10th and 11th rows like 6th round in back. The 12th and 13th rows are composed of wheels. Make 12th row like 7th row, and in the 13th row join the middle side ring of wheels to middle side-ring of wheels in last row. The 14th and 15th rows are like 9th and 10th rows. Make 16th row like 10th row, except you leave 1 inch thread after each ring is joined to last row. These three rows are entirely around the cap. The spaces are to draw ribbon through. Make the last round like 7th round, except that you join them by only 1 ring. Line with silk and add rosettes of ribbon at top and back; also add ribbon ties of the same shade as the lining.




FIGURE NO. 5.—TATTED EDGING.

repeat from \* until there are 6 picots; then, 2 d. s. and close the ring; draw the thread through p. of ring and make small rings as follows: \* 2 d. s., 1 p. and repeat from last \* until there are 6 p.; then, 2 d. s. and close ring, and fasten to next p. of ring. Repeat these rings until there are 6, then tie, and cut the thread. Unwind 3 yards of thread from shuttle, and fasten thread to 2 of the picots between the rings; then with double thread make \* 1 d. s., 1 p., 1 d. s. and fasten to next p. of rings; repeat from last \* to next p., and then make 1 d. s. and 1 p. until there are 9 p. with 1 d. s. between; then, 1 d. s., and fasten to next p.; make \* 1 d. s., 1 p., 1 d. s., and fasten to next p.; repeat from last \* and fasten to 2 p. between rings. This completes one point.

*To Fasten to the Handkerchief.*—Make a circle around the points with coarse thread, catching center p. of points. Button-hole stitch with filo silk, and cut out fabric from underneath.

Stars of this description may also be joined the same as medallions to form tidies, doileys, mats, caps or borders.



## MEDALLION IN TATTING.


FIGURE No. 4.—Make a ring of 7 d. s., 1 p., 7 d. s., 1 p., 7 d. s., 1 p., 7 d. s., and draw up. Make a chain of 12 d. s.; then another ring of 7 d. s. and join to last p. of first ring, 7 d. s., draw up. Make a chain of 10 d. s. Make a ring of 6 d. s., 3 p. each separated by 2 d. s., join to next p. in first ring, 4 p. each separated by 2 d. s., 6 d. s., draw up. As close as possible to this ring make another one of 6 d. s., join in last p. of last ring, 8 p., 2 d. s., before each p. and the 4th p. longer than the rest, 6 d. s., draw up. Also another ring of 6 d. s., join to last p. in last ring, 7 p. with 2 d. s. between each, 6 d. s., draw up. Then a chain of 10 d. s., a ring of 7 d. s., 1 p., 7 d. s., draw up. Make a chain of 12 d. s. Repeat from beginning 3 times, break thread and tie. Tie the center picots (see illustration).

## TATTED EDGING.

FIGURE No. 5.—Commence with three threads, using a white shuttle, a black one and the spool to avoid confusion. Take up

white shuttle thread, make \* 2 d. s., turn the work; take spool thread, make 1 p., 2 d. s., turn work; take the other thread (black shuttle), make 1 p., 2 d. s., turn the work; take spool thread, make 1 p., 2 d. s., turn the work; with the other thread make 1 p., 2 d. s.; turn the work, take spool thread, make 1 p. a little longer than the others, 1 d. s., 1 p. a little longer yet, 1 d. s., 1 p. still longer, 1 d. s., 1 p. length of p. before the last one, 1 d. s., 1 p. a little shorter, 1 d. s.; turn work, take the other thread, draw so as to make a curve of the long p.; make 2 d. s., turn work, make 1 p., 2 d. s., turn work and begin at \*; continue thus until the required length is obtained.

For the Heading.—Omit one thread. Take up spool thread, make a chain \*\* of 2 d. s., 1 p., 2 d. s., 1 p., 2 d. s.; turn the work, make a loop of shuttle thread, make 2 d. s., 1 p., 2 d. s., 1 p., 2 d. s., join to the 2nd p. at beginning of the piece already made; make 2 d. s., 1 p., 2 d. s., 1 p., 2 d. s.; draw up the loop; turn the work, take up the other thread, work another chain like the first, turn the work, make another loop of 8 d. s., 3 p., each separated by 2 d. s., join to the thread reaching across the scollop, make 8 d. s., and 3 p. as before; draw up the loop; repeat from \*\*.



## THE TEA-TABLE.

Who does not cherish the old friends who have known you for years—the friends who love the things you love, who are interested in your life as you are in theirs, and who with all their friendship always maintain true consideration for you? The friend who is prized is not the one who declares for frankness and plain speaking, for this often conceals rudeness and unkindness. The treasured friend is she who is a help when the rough places abound, who always sees something redeeming in the hat or frock that is a disappointment, who refrains from disturbing the skeletons in the closets, although she well knows that they are there. In the early Summer this friend is not blind to opportunity for courteous attention. When going across the ocean a steamer letter so much prized by every traveller is always forthcoming, wishing *Bon Voyage* to the departing friend. A parting gift of some inexpensive article that may be useful during the outing is seldom forgotten; nor is the bunch of jonquils, roses or other flowers that, when many miles of water intervene, breathe a reminder of the friend left behind.

## REMINDERS FOR ABSENT FRIENDS.

The latest going-away gift for one who is to be gone a twelve-month is called "The Reminder," and consists of twelve long white envelopes encased in a packet resembling a glove holder. This holder is made of white satin or linen, with "The Reminder" outlined by the fair hand of the donor in dainty blue upon it, while the inside of this pretty receptacle is lined with blue satin or linen matching the outlining silk. Each of the enclosed envelopes is sealed and decorated with the name of one of the months, some happy sentiment for the traveller being added. For January there is the wish for the New Year, with a dainty calendar enclosed; for February there are St. Valentine emblems and a valentine, etc. The outside of each envelope contains an appropriate message for its particular month, while the inside holds an inexpensive gift. Among the latter there is the last photograph of the friend left behind, and also a picture of the home so dearly loved, an Easter gift of silver prayer-book markers, a pretty veil and a fine handkerchief made by the hands of the giver. Thus may the absent friend be kept in continued remembrance.

For the friend crossing the water for a shorter stay is the packet of letters made up for the steamer gift. These letters are written by the many intimate friends of the traveller and are made into a package and tied with white satin ribbon on which is sketched *Bon Voyage*. A request accompanies the letters that there be but one read each day. In this way there is a prolonged feast for the departing friend. This gift, however, does not take the place of the regular steamer letters, without which any traveller feels forlorn and neglected.

Still another graceful reminder of the friend left behind is found in a gift of a money pocket; this is made of chamois skin

and is a rectangular-shaped bag large enough to hold banknotes and small valuables. A narrow ribbon attached admits of its suspension about the neck. Outer coverings of linen, embroidered on one side with forget-me-nots and on the other with *Bon Voyage*, complete this useful gift.

The friendship that is evident in these smaller attentions is a prized possession. Such friends may always be counted on; they are the gracious callers who are first to remember that their friend has a guest, and to that visiting friend some courtesy is also extended. These are the friends that you and I love and appreciate, well knowing that they are not often met.

## DAINTY EFFECT OF HEMSTITCHING.

By-the-way, the gift of the hemstitched handkerchief evidences an appreciation of dainty and artistic effect. Hemstitching has heretofore never received the recognition that is accorded it to-day, this modest finish, which betokens the true gentlewoman, being most popular. In handkerchiefs approval has been set upon the hemstitched border, and this is a matter for congratulation after the scalloped edges that have obtained so long. These embroidered edges are always a disappointment in point of service required. A person who has the time for needlework may make her own pretty handkerchiefs and thereby reduce their cost one half. Linen may be purchased by the yard at any of the shops keeping a linen stock. A handkerchief with the refined woman is a snowy white sheer bit of linen.

Hemstitching has wider uses than for the handkerchief; a novel finish for the shirt-waist is to add narrow edges of hemstitched linen to each side of the front plait. Table linen also shows this dainty finish, tablecloths and napkins having hemstitched borders. When a line or two of drawn-work is added the table linen is like the dainty dish, quite elegant enough to set before the king himself. For the luncheon or the breakfast, when the table is laid without a cloth, small squares of linen hemstitched with narrow hems are used at each cover. Upon this linen square the plate is set, the plain linen piece superseding the embroidered doily so long in use. Carving cloths also are made with this plain finish, and as these pieces are designed for utility, they are never embroidered nor elaborated. The doily for the bread-basket and that for the waitress' tray are also plainly finished with hemstitching.

## THE MODERN DINING-TABLE.

The modern table with its beautiful appointments is a delight to the eye. At a luncheon recently given the decorative centerpiece of ferns was set in a filigree silver stand, the fern dish being encased in a pink glass bowl. Clusters of Japanese apple blossoms with long stems were laid on the tablecloth, the stems reaching to the four corners of the table, where they

were tied with bows of broad pink satin ribbon. A branch of the same flowers tied with narrow pink ribbon was laid at each plate. The luncheon was a pink and white affair, though there was no attempt at serving pink and white food. A color scheme so energetically evolved as formerly—pink soups, white sauces, etc.—is to-day considered ridiculous.

Fashion has set her approval upon white, and the dinner-table of to-day is more elegant if the center-piece is of white, showing no color whatever. At a recent dinner, smart in all its appointments, the center-piece consisted of two squares of hemstitched linen joined together by an insertion of lace. The rectangular piece thus formed was bordered with the same insertion, an edge of lace three inches deep being added for a finish. The latter was slightly ruffled all round, and enough fullness was allowed at the corners to make the piece graceful. Such a center-piece is most inexpensive, fine linen and what is known as the flat Valenciennes being used in this instance. More elegant pieces may be made of real Valenciennes, pure white being chosen. On this rectangular piece the fern dish

was set. The candle shades were of deep-red, the only color on this pretty table.

#### HAVE YOU HEARD

That the latest waste-paper baskets are of Swedish make, and that they are hung on the wall or at the side of the writing-desk? That elegant writing-tables are covered with very dark velvet, this color proving the most artistic background for silver articles?

That the latest writing-table appointment is a silver handle with a screw end that makes it possible to utilize the last of the sealing wax without burning one's fingers?

That the latest vases for holding Summer flowers are in novel shapes—harps, lyres, etc.?

That the new umbrellas are smaller than formerly and admit of being rolled up very tightly?

That cerise corduroy makes a sofa-pillow cover of approved style?

EDNA S. WITHERSPOON.

## THE SERVING OF DATES AND FIGS.

### PREPARING DATES.

As very few housekeepers are aware of the many appetizing ways in which dates may be served, the following recipes will prove acceptable:

**DATES IN CREAM.**—Remove the stones from half a pound of dates, cut the dates fine and put them in a glass dish. Cover with two cupfuls of whipped cream and let stand in a cold place an hour before serving.

**DATE JELLY.**—Soak three-quarters of a pound of dates in three cupfuls of water for two hours. Drain and strain the water in which the dates were soaked and put this on the range, adding a cupful and a half of granulated sugar. Remove the stones, then add the dates to the syrup and cook until tender. Soak half a box of gelatine in a little cold water and stir into the water in which the dates are being boiled. When thoroughly dissolved pour the whole into a mould moistened with cold water and set in a cold place to harden. Serve with sugar and cream. The jelly should be made the day before using.

**STUFFED DATES.**—Remove the stones and fill the dates with chopped almonds or peanuts; then close and roll them in powdered sugar.

**DATE WHIP.**—Whip the whites of ten eggs until stiff and sift half a tea-spoonful of cream of tartar into a cupful of granulated sugar. Cook a cupful of dates in a little water until tender, stone, cut in two and mix thoroughly with the sugar. Stir the whipped egg into this a little at a time; pour into a buttered pudding dish and bake for twenty minutes. Serve either hot or cold with whipped cream flavored with vanilla.

**DATE CAKE.**—For this is required a cupful of butter, two of sugar, one of milk, three of flour, three tea-spoonfuls of baking powder and the whites of six eggs beaten very stiff. Bake in layers and when cool spread with the following filling: Boil a cupful of sugar and three table-spoonfuls of water until a thread can be spun; then pour slowly over the beaten whites of two eggs. Beat well the whole and add half a tea-spoonful of vanilla and two-thirds of a cupful of stoned dates chopped very fine. Frost the top of the cake with plain white frosting and, if desired, place halved dates on the frosting so that one may be cut with each piece.

**DATE PIE.**—The addition of dates in apple pies will afford a delicious variation. Line the tin dish with the pie-crust, adding first a layer of stoned dates and then a layer of apples; make a thin syrup of a cupful of sugar, a table-spoonful of dry flour stirred into the sugar and a sufficient quantity of boiling water, and flavor with a tea-spoonful of vanilla. Pour the syrup over the pie and add the top crust.

**DATE PUDDING.**—Chop very fine a pound of stoned dates and six ounces of beef suet; mix the latter with twelve ounces of grated bread-crumbs; then add the dates, together with six ounces of sugar. Mix the whole with an egg, add a

gill of milk and two heaping table-spoonfuls of flour in which has been sifted two small tea-spoonfuls of baking powder, and steam for three hours. Serve with sauce.

**WHEATLET WITH DATES.**—Three or four minutes before wheatlet is ready to serve stir in half a cupful of stoned dates; serve with sugar and cream as usual. This makes a very pleasing variety for any breakfast cereals.

**DATE CREAMS.**—Cut open the dates and fill with cream paste made by taking equal parts of whites of eggs and water and adding confectioner's sugar until the paste can be kneaded.

**DATE CREAM BARS.**—Take three cupfuls of granulated sugar and a cupful of cold water, and boil until it will harden when dropped in cold water. Do not stir while on the stove. Beat the whites of three eggs to a stiff froth; pour the sugar over the egg slowly, stirring constantly until stiff enough to mould. Then add a pound and a half of chopped dates. Make into bars and roll in powdered sugar.

ADA MAYE PEERS.

### SOME USES OF FIGS.

It is surprising to know how many different methods there are for serving figs. Below are given a number of tested recipes:

**FIG CAKE.**—Take a cupful and a half of powdered sugar, half a cupful of butter, a cupful and a half of milk, the whites of eight eggs, three cupfuls of flour, two small tea-spoonfuls of baking powder, and add a pound of figs cut up and put in the same way that citron is used. Add the well-beaten whites of eggs last. If the figs are not perfectly fresh, cut them up in a bowl and pour a little water over them before commencing the cake. Flavor the frosting with vanilla.

**FIG FILLING FOR CAKE.**—Mix half a pound of figs chopped fine, a cupful of sugar and a cupful of water and boil in a double kettle until smooth and thick; then add a tea-spoonful of vanilla. Boil the figs in water until tender before adding the sugar.

**FIG PUDDING No. 1.**—For this take six ounces of chopped suet, four ounces of bread-crumbs, six ounces of sugar, three-fourths of a pound of chopped figs, three eggs, a cupful of milk, a nutmeg, two tea-spoonfuls of baking powder and half a glassful of fruit juice (grape, cherry or plum). Steam for three hours and serve with a boiled sauce.

**FIG PUDDING No. 2.**—Another pudding may be made as follows: Take a cupful of grated bread-crumbs, two table-spoonfuls of melted butter, half a cupful of sugar, three eggs and half a pound of figs chopped fine. Steam for two hours and a half, and serve with liquid sauce.

**PICKLED FIGS.**—Wash and weigh the figs, allowing to seven pounds of fruit four pounds of sugar, a pint of vinegar and a tea-spoonful each of cinnamon, cloves and allspice. Tie the spice up in small cheesecloth bags; cook in the vinegar, and when it boils pour in part of the fruit. After boiling a minute remove the fruit and place in a stone jar. Let stand

over night; then repeat the process for three mornings. The third morning, after boiling a moment lessen the heat and let the fruit cook slowly until tender. Make a new spiced vinegar to pour over the figs as you would for peaches or other sweet pickles.

**STUFFED FIGS.**—A delicious dish for luncheons and teas is stuffed figs: Cut openings in the sides of figs which are fresh and plump and remove part of the inside with a spoon. Mix this with finely chopped peanuts or salted almonds, moistening with a cooked syrup made of sugar and water. Fruit juice can be used instead of syrup. Fill the fig shells with this mixture and press the sides of the openings together. Roll the stuffed figs in fine sugar and place on a fancy dish.

**FIGS STUFFED WITH WALNUTS.**—Another confection, which is quite popular, consists of figs stuffed with English walnuts: Remove part of the inside of the fruit and press the whole or half of an English walnut meat into it, being careful to press the fig together again. Delicacies made in this way resemble small balls when piled one on top of another on fancy bon bon dishes.

Figs are considered very wholesome and are frequently prescribed by physicians on account of their laxative properties. The fresh figs of Southern California have become very popular and are much enjoyed by tourists visiting that section of the country. The black Smyrna is a particular favorite.

CARRIE MAY ASHTON.

## CLOSING THE HOUSE FOR THE SUMMER.

Spring and early Summer are replete with duties for the modern woman; at no season of the year is there such constant occasion for active exertion, and the practical woman has learned that the earlier the start is made the less will be the fatigue incident to work that is crowded into all too short a period. There is the Summer shopping and sewing, the precaution against moths for the Winter garments, and last, but by no means least, the shutting up of the house. If a Summer departure from the city is intended, it is wise to make the start as early as possible, thus lessening the likelihood of moths becoming established in the deserted home. In the shutting up of the house the preservation of the belongings is the all-important object in view; and "blessed is she who has nothing" is often the heartfelt thought of the woman who has possessions. When the house is left in the care of servants or a regular care-taker is engaged, the precaution against moths is not so energetic.

### THE CARE OF THE CARPETS.

When a caretaker of any kind is not available and the carpets must be left in place, they should be thoroughly swept, then gone over a second time with a small whisk-broom, the corners and all the edges of the carpet being swept carefully to dislodge any moth eggs that may have been deposited. On these edges enough naphtha should be poured to wet through to the floor, then the carpet should be covered with paper or old cotton covers. Naphtha, which is a most effective agent in the preservation of woollens, should not be used where there is a light of any kind, its vapor being most explosive. After treating a carpet to a large amount of naphtha the windows should be left open for several days. When house-cleaning is in progress the carpets should be sent to a cleaner; when returned they should be generously sprinkled with naphtha, then wrapped in a double thickness of unbleached muslin. This should be pinned about the rolls at the overlapping, so that the moth millers cannot gain an entry. Portières should be well brushed and aired, sprinkled with naphtha and then folded and laid in a packing box or on shelves. A covering of newspapers will not be found amiss. I have never known moths to be found in any article that it was possible to wrap thoroughly in newspaper after the usual precautions have been taken. Large rolls of carpet or rugs should not be left on the floor, but should be placed on shelves or improvised racks, for carpet bugs hide in the cracks of the floor and under the base-boards. Some housekeepers claim that it is the safest plan to prepare some food for moths and carpet bugs, and after disposing of the rolls of carpet to throw down an old woollen garment or a piece of carpet upon which they may feed. But this reasoning is questionable, the woollen promoting the propagation of these vermin to an extent not possible when less encouraged.

### PRESERVATION OF CLOTHING.

Fur garments and all woollen clothing not to be taken away should be treated to a vigorous brushing, then sprinkled with naphtha and laid away. Fur coats not sent to the furrier should receive especial care, particularly at the seams and around the pockets; the latter should be turned inside out and brushed

well. The fur should then be combed with rather a fine comb to dislodge any moth eggs which may be there. All furs should be wrapped in sheets or unbleached muslin pinned securely at the overlapping and laid in a cedar packing trunk or box. Woollens and fine flannels should be similarly treated.

Blankets used during the Winter are washed and laid away together. All upholstered furniture should be well brushed, especially in the folds and creases, and if the covering is not delicate, naphtha should be sprinkled or brushed into the tufted places, a painter's brush being useful for this purpose. The old time Summer coverings for furniture, when at hand, are most useful as coverings when closing up the house, the linen fitting so tightly that there is little chance for the moth miller. When these are not available, the furniture should be placed in the middle of the room and the pieces covered by a single canopy of stout unbleached muslin.

### CURTAINS AND DRAPERIES.

No window draperies or hangings should be left in place in the house that is to be closed for the Summer months. The lace curtains should be cleaned if dusty, then folded and laid away. Curtains of muslin and scrim are no longer left rough-dried, but are made ready to be hung when needed. Heavy draperies of silk or linen should be thoroughly aired and shaken and then folded and laid away. If the draperies are woollen, they should be sprinkled with naphtha. Silk curtains do not require this precaution. All heavy draperies should be folded most carefully, especial care being taken that there are no unnecessary folds. The curtains lie so long a time in folds that they become badly creased if put away by careless hands.

### PICTURES, SILVER, ETC.

Pictures and mirrors should be covered with netting both back and front. The chandeliers should be wrapped in cheese-cloth. All globes should be placed on the mantle-piece or in some convenient place with all of the ornaments that are detachable. Pieces of statuary are covered with cloth. The piano has its especial thick woollen cover to prevent possible dampness. Sofa-pillows and scarfs and all silk draperies should be freed of dust, folded and then laid away in bureau drawers. The silver that is not needed is washed and thoroughly dried; it is then wrapped in tissue paper, though the large pieces should be encased in bags made of Canton flannel. By adding a lump of camphor the silver will be found less tarnished when again brought to light than if this precaution were not taken. All valuable silver and jewelry, with costly pictures, may be sent to a safe deposit vault for storage. The steel knives and forks are rubbed with oil, wrapped in paper and laid away out of possible dampness.

### GENERAL PRECAUTIONS.

The cellar should receive a final inspection in order to make sure that all is sweet and clean therein. The furnace pipes may be removed to avoid the accumulation of soot as well as the rust that might be caused from Summer rains. When the house contains a tank for the distribution of the water, it should be left quite empty to insure the safety of wallpaper and ceilings.

The blinds above the first floor are seldom closed when shutting up the house for the Summer. When an extended absence is proposed, however, all the windows are fitted to shutters of wood. The windows of the lower floor are generally protected by the shutters, but on the floors above merely the dark-blue or green shades are drawn to temper the sunlight. Total exclusion of the sunlight invites dampness, and consequent sickness may attend the home-coming. Before leaving the house the water should be shut off and chloride of lime or other disinfectant turned into the waste-pipes and bowls, if the odor of plumbing in the Autumn is to be avoided. It

is well to leave every bed open, with the bedding laid on chairs about the room.

A precaution against burglars and fire is always taken unless the house is left in the care of reliable servants. When the house is to be closed, burglar alarms are often attached to every window and door and a connection made with the nearest police station, the keys of the house obviously being left at the station house also. Particular care should be taken that there are no matches left in the house, or that they are placed in a tin box. Mice and rats have been responsible for many mysterious fires in houses closed for the Summer. BLAIR.

## THE NEWEST BOOKS.

From D. Appleton and Company, New York:  
*The Broom of the War God*, by Henry Noel Brailsford.  
*A Passionate Pilgrim*, by Percy White.  
*This Little World*, by David Christie Murray.  
*A Forgotten Sin*, by Dorothea Gerard.  
*Victor Serenus*, by Henry Wood.

*The Story of Life in the Seas*, by Sidney J. Hickson.

A staccato story of patriotism and a general love of freedom is *The Broom of the War God*; it has a nervous force and a definitely youthful enthusiasm. The little kingdom of Greece in its hour of peril attracted, as the world knows, hot hearts from many a land and served also to lend a touch of respectability to criminals, vagabonds, malcontents and social refugees of many orders and races. The story is one of rapid action of deprivations, disorganizations and discomfitures. To anyone who marvels why Greece receives small honor to-day this account of her recent ignominious warfare will afford an explanation. Nothing in this thrilling and brilliantly written tale presents the appearance of candor and truthfulness, and there is no evidence that those highest in authority are honored for statesmanship or courage.

Percy White's *A Passionate Pilgrim* is fervid enough at the beginning to merit part of its title, for the youthful hero is madly in love; but the application of the term pilgrim is not so clear. However, the story, as a portrayal of men's emotions and women's purposes, is a clever work of art that reaches close to Nature in both its high and its sombre lights. Many a man will see himself in the hero's early mental experiences, though it is doubtful if many have been so carefully considered by Fate. If the end of the pilgrimage is not quite what persons with fine ideals would desire, they may remember that Fate has her own perplexing methods, and that in granting an early prayer long after its fervor has cooled she may be playing a practical joke that is not too kind. Whether this was her spirit or intention novel readers will conclude variously.

David Christie Murray may not be eminently original or always enthralling, but he is interesting. He writes of something, an admission which to-day is in itself high praise when the sum and purpose of so many novels amounts to practically nothing at all. The sturdiness, rectitude, quaint speech, high self-esteem and rough tenderness of insular English work folk is portrayed vividly in *This Little World*; but its dominant idea is that genius is born and cannot be acquired, and that talent alone is capable of large forced growths. Genius, however, may be polished. It is a divine gift in its original state, and so also is character, a truth—if it be a truth as Murray intimates—which may readily set some souls astir with envy and discontent. The impositions practised by art dealers and musical managers on budding genius need not drive young painters and singers to despair, though they cannot avoid being suspicious after reading Murray's revelations. He does not make all rich persons selfish, nor all poor ones crafty, but he throws them out like dice to turn to his readers' pleasure or displeasure.

*A Forgotten Sin* is an English domestic story well worth reading. The father of a pretty daughter—a handsome man—had mated with a noble woman, but one who had been sought chiefly for her money. Her husband's intrigues for a rich husband for their daughter fill her with a horror that the memory of her own unhappiness intensifies. The male victim for a while appears to be satisfied with the arrangement, but a musical fascination carries him off; and this time it is the mother who brings him back to

her child. The plot is a curious one and will gratify many a reader, though nobody in the story stands out as if he or she had ever lived or breathed. No reader would have the story a true one—a weird conception in an every-day atmosphere and setting.

Sidney J. Hickson, a professor of zoölogy in an English college, has done something toward allaying superficial curiosity regarding the finny tribe and has stimulated a desire for further accurate knowledge. *The Story of Life in the Seas*, which the author modestly calls a sketch, contains an immense amount of information, while at the same time avoiding technical terms as far as possible. Of the origin of sea life he writes simply and in a questioning spirit, admitting that much that naturalists have reached is mere speculation.

Henry Wood, the author of *Victor Serenus*, has done so much thoughtful suggestive and helpful work that it is not easy to pronounce a verdict upon an emotional, metaphysical romance of his set in the days of Nero and St. Paul. He furnishes a great insight into the Pauline era, depicting its customs, religions, systems, its dramatic realisms and its deadly superstitions. His hero is mystical and psychical, living upon the border-line between the seen and the unseen. Imagination, indeed, can hardly go farther than Henry Wood carries his readers, many of whom he has already convinced that there is not a span of the hand between those who are in and those who are out of the body. Uncanny as the portrayal is, its artistic telling is sure to attract many readers who have not yet paid much attention to the author's beliefs. That the writer of *Victor Serenus* is a sincere man and a scholar the world is already convinced, and the tale cannot lessen the admiration for his literary skill. The tranquil death of Saint Paul is a fine bit of descriptive, historic work and artfully finishes the romance, almost transmuting it into biography.

From Frederick A. Stokes Company, New York:

*The Son of The Czar*, by James Graham.  
*The Barn Stormers*, by Mrs. Harcourt Williamson.  
*The Tales of John Oliver Hobbes* (Mrs. Cragie).

Much has been lately written of Peter the Great that is too cruel, too deliberately fiendish for belief, but our remoteness from his period and a wide difference in our methods of thought gives us small chance of reasonable denial of anything written of him. Happily *The Son of The Czar*, by James Graham, wins credence. Through him we have a tender portrayal of this savage monarch and also a more humane picture of Catherine, his low-born wife. Even what Peter suffered through treachery and conspiracy, from thwarted ambition, was not to be compared to his agony of disappointed fatherhood over his eldest son. If Peter was merciless to those who opposed him, he knew how to be patient with his weak-willed, fanatical, profligate heir. That the young man was what he was his father laid at his own door; and he was tortured by what are recognized as the laws of heredity; these he understood too well, though they had not yet been formulated. He said sorrowfully of his son: "He is not wholly to blame; he was born to things more fatal than the inheritance of the Russian crown; his mother (Eudoxia, then put away in a monastery) is weak and false. I, with all my strength of will, could never stifle within me the longing of the drunkard and the adulterer. It was an evil day that joined such a woman and such a man to bring this boy into the world." Was ever a more remorseful, despairing cry wrung from a

parent's soul? It is common to lay blame upon Russia and its rulers without a thought of the wild blood that courses in their veins and times their pulses to a quick and cruel selfishness. To the mind that held Peter and his descendants in honor the book will bring a certain sense of relief. He was at times better than he has been painted, bad, unspeakably bad as he was. The story, which promises much for the great Empire, is written with as much color as its events permit and is worthy of attention from the student in history.

Mrs. Harcourt Williamson could not, without what is curiously and not inaptly named "a cryptic gift," have written *The Barn Stormers* unless she has travelled in a theatrical company that made short stays in rough, remote towns. She has told a thrilling realistic story of an English girl, engaged by telegram and who met a manager and his company too far away from civilization, as she knew it, to escape what fate had ready for her. The tale is a glimpse or two of human nature under grease paint and hard luck. Evil as are some of its pictures, the heart of the American gentleman makes the story more than tolerable. It is an original novel told after an original manner, its plot unrolling itself as if it had not been devised at all, but had actually happened in detail.

When John Oliver Hobbes first published through another name the four novelettes included in this her last volume, the average opinion was that a girl with a genius for inventing epigrams and surprises in brief sentences had wrought out her best and also her worst and had told all she could of emotions and temptations and sinners' comedies. But this was a mistake; she had only taken an initiative step into the novel readers' world. Since these tales were told she has done much more ambitious and worthier work from a literary point of view. These four stories are fresh and they throb with life that may not be at its best, but the method of describing it is vivid and artistic. One does not need to approve of John Oliver's characters to enjoy with keenness the methods by which they are pictured. The fascinations of sin are brilliant, but no mention is made of wages for them.

From J. B. Lippincott Company, Philadelphia:

*Miss Balmaine's Past*, by B. de Croker.

*The Track of the Storm*, by Owen Hale.

*Miss Balmaine's Past* is a delightful novel for readers who enjoy a tale that is rich in suffering and ends in joy. It is commonplace in its early pages and hints at stories read before, but as it develops its originality and interest grow until one regrets its brevity, when the sorrows are all over. Its bad characters are very bad, its gossips deadly, its beauties incomparable and its ugliness nauseating.

*The Track of the Storm* is a tragedy of errors and carries its readers about the world in a wandering not altogether useless, since much geographical, medical, social and criminal information is gained by its absorbing pages. Many of its characters suffer, much of their heroism strengthens the spirit, and out of its large numbers of grieved characters one pair is made happy. Perhaps that is a proper proportion of joy.

From Macmillan Company, New York:

*Paris*, by Emile Zola. Two volumes, and translated by Ernest Alfred Vizetelly.

*Paris* is the completion of Zola's tales of three cities, if such they may be called. They are disquieting books, written doubtless for a purpose, but leading to nothing that is valuable or agreeable. A priest is the hero, emotional and often weak, given to introspection and tears, to observations of evil conditions that are prevalent everywhere and always will be, so long

as men are idle through stubbornness and envy, or thriftless through self-indulgence. The work contains nothing new to the observant in its processes or its outcome. That the well-meaning, weak, kindly priest should lose his hold upon the beliefs of his church after he has fallen in love with his brother's beautiful betrothed is anticipated, as well as that he will unfrock himself and scorn his former beliefs. Zola's three stories provide not one impulse that men of sense should remember. Collectivism, individualism, socialism, positivism and anarchy are painfully tiresome discussions, and if Zola meant only to direct attention to distresses of the overworked, he also invited observation of the many tortures they apply to themselves and afterward lay to the blame of their employers. Zola's loathsome pictures in detail of four family lives in homes of the rich—a mother and daughter rivals in love, the father an open débauché and the son a half idiot—are not elevating examples or even decent for general reading. If Zola's purpose was worthy, his judgment has been wayward.

From G. W. Dillingham Co., New York:

*Poems*, by Belle R. Harrison.

*Compensation* (in verse), by Celia E. Gardner.

The poems of Belle R. Harrison are not as spontaneous as lovers of rhymed thought delight in, nor are they labored. Perhaps if more mental exertion had been expended, they would have been better for their author and more pleasing to readers. A variety of themes is dwelt on and here and there is found a true poetic, tender touch. But the finish is hardly recognizable, and genius is not hinted at. For example:

"O Grief unbidden—aye and undesired,  
Unwelcome visitor! Untimely guest!"

Who ever invited grief, or desired it? This is not worse or better than many lines. Perhaps one should not expect too much reasonableness of a verse writer; curiously enough, those two senseless lines are selected by the publishers as examples of poetic charm. There are few poets even with immense gifts who will not admit that to reach a desired measure more must be written than is meant; or that the sentiment is not clipped to a selected measure.

The novel *Compensation* is sorely bungled and awkward. In prose it might have been touching and emotional, for its aim seems noble. Piety is upon every page, and prayers of faith pervade the spirit of every thought and hope. Even its last lines are a prayer for help and inspiration.

It has been suggested by Sir Walter Besant that, in recognition of Miss Yonge's great services as pioneer of that religious and high-toned literature for young people, which for the last fifty years has been a special glory of England, and the admiration of America and other countries, a University Scholarship, bearing her name, should be founded at the Winchester High School, which receives girls from all parts of the kingdom. The author of *The Heir of Redclyffe* has been connected with this school from its foundation in 1884 as one of the Council of Management, and there is no place outside her own village of Otterbourne more linked with her name than the ancient City of Winchester. Miss Yonge has gladly accepted this intended honor because she feels that it will benefit many generations of girls. The sum of £6,000 will be required in order to found a Scholarship of £50 to be given every year and held for three years. Donations may be paid to the "Charlotte Yonge Scholarship" Fund, at the London and County Bank, Winchester, England, or to the Hon. Treasurer, the Rev. J. H. Merriott, Dormy Cottage, Winchester, England.

## THE DELINEATOR FOR JULY.

THE DELINEATOR for July, beginning Volume LII., will be a Number of unusual interest, the addition of new departments and serial articles adding to the attractiveness and value of the magazine. In answer to the hundreds of letters that followed the publication of the articles on Blue-Print Photography, the author, Miss Sharlot M. Hall, will begin a series on PHOTOGRAPHY FOR AMATEURS, planned to lead the inexperienced from the very simplest work up to artistic results, particular attention being given to Photography as a means of making money. CLUB WORK being an accepted condition of women's life, Club News is an essential, and a department dealing with this will appear next month, under the charge of Miss

Helen M. Winslow. Owing to illness, the valuable series of articles on THE VOICE, by Mrs. Eleanor Georgen, which began in THE DELINEATOR for July, 1894, has not yet been completed. Mrs. Georgen's restoration to health now insures this; but as the demand for the numbers containing these articles have been larger than the supply on hand, we will begin their republication in the July issue and continue them monthly until finished. In addition to these Special Features the Number will contain the usual Stories, Articles on Domestic Subjects and a large variety of miscellaneous reading.

SUBSCRIPTION PRICE, ONE DOLLAR A YEAR.



THE  
**WALL PAPER KING**

of Canada.

**C. B. SCANTLEBURY**

*Belleville, Kingston, Winnipeg.*

Sample books of Choice Wall Paper for Residences, Churches, Offices, Lodge Rooms, Public Halls, Hotels, Stores, and our booklet "How to Paper" sent free to any address. Write a Postal.

Mention what prices you expect to pay; the rooms you wish to paper, and where you saw this advertisement.

*✉* We pay express charges.

Mail Order Department at Belleville, Ont. Address all communications there.

**Agents Wanted Everywhere.**

ANSWERS TO CORRESPONDENTS.

**A SUBSCRIBER** :—Plain, figured, spotted and striped Swiss, muslin, mull, India or China silk are suitable for pretty sash curtains, and lace or plaited ruffles, fancy balls, tassels, narrow fringe, are extensively used for decoration. Sash curtains are usually hung close to the sashes, or directly upon them, according to the style of the window. Stylish sash curtains could be of dotted Swiss and trimmed with ruffles of the same. They may be laid in plaits at the top and arranged so that the plaitings may just touch at the top; and they may be drawn back quite low by prettily bowed ribbons.

**MARION A.** :—Mittens filled with a paste made of oatmeal, almond meal, or bran, and worn at night by many ladies who do their own housework will explain why their hands are always so soft and white. Organdies will retain the popularity accorded them in former seasons.

**CHRISTINE** :—Castile soap and orris-root, equal parts, will make a very cleansing, fragrant tooth powder. If desired, an equal part of precipitated chalk may be added. This tooth powder is highly recommended. Rubber gloves are good for those who do rough housework.

**SUBSCRIBER** :—In addressing a note the correspondent's full name should be written; and the stamp should be affixed squarely on the right-hand upper corner of the envelope. A stamp placed crosswise or upside down indicates lack of good taste.

**MRS. H. N. C. S.** :—Try cleansing the straw hat by rubbing it with half a lemon. Repeat this with a fresh piece of lemon and finish by wiping with a cloth dipped in fresh water. Then place weights upon the brim (if it is flat) to keep it from curling.

**SUBSCRIBER** :—A good cleansing agent for children's heads is one ounce each vinegar and stavesacre, half an ounce each of honey and sulphur and two ounces of sweet oil. Make into a liniment.

**No Heart too Bad to be Cured.**

—Testimony could be piled high in commendation of the wonderful cures wrought by Dr. Agnew's Cure for the Heart. No case stands against this great remedy where it did not relieve the most acute heart sufferings inside of thirty minutes. It attacks the disease in an instant after being taken.—29.

"Accordion," "Parisian," or "Sun" Plaiting.

Price for making and plaiting skirts, complete, ready to wear, \$5.00.  
5 to 25 inches deep . . . 5c. to 25c. per yard.  
25 to 48 inches deep . . . 40c. per yard.



Send for Circular.

To make Plaiting that will Stay in is an art. This is the only place in Canada where all kinds of plaiting are well and thoroughly made.

**L. A. STACKHOUSE** 124 King St. West, opposite Fossin House, TORONTO.



As a Toilet Requisite it is invaluable. Insures a fair, clear SKIN, soft and healthy, free from any irritation.

LARGE BOTTLES - 50 CTS.

A Sample size mailed for SIX CENTS.

**DAVIS & LAWRENCE CO., Ltd.**  
Sole Agents. Montreal.

A Skin of Beauty is a Joy Forever.

**DR. T. FELIX GOURAUD'S ORIENTAL CREAM, OR MAGICAL BEAUTIFIER.**



Removes Tan, Pimples, Freckles, Moth Patches, Rash and Skin diseases, and every blemish on beauty, and defies detection. It has stood the test of 48 years, and is so harmless we taste it to be sure it is properly made. Accept no counterfeit of similar name. Dr. L. A. Sayre said to a lady of the haut-ton (a patient): "As you ladies will use them, I recommend 'Gouraud's Cream' as the least harmful of all the Skin preparations." For sale by all Druggists and

Fancy-Goods Dealers in the U.S., Canada and Europe.

**FERD. T. HOPKINS, Prop'r, 37 Great Jones St., N.Y.**

**ROYAL YEAST CAKES**  
MOST PERFECT MADE.



CHICAGO-ILL.  
1893


On this and the succeeding two pages is a display of

### FASHIONABLE SKIRTS

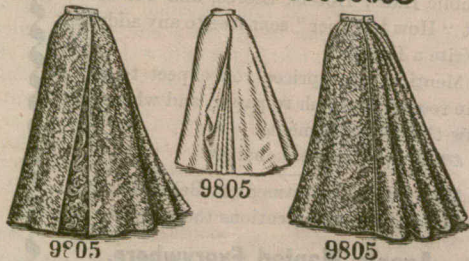
For Ladies' and Misses' Wear.

The Patterns can be had from either Ourselves or Agents for the Sale of our Goods. In ordering, please specify the Numbers and Sizes (or Ages) desired.


THE BUTTERICK PUBLISHING CO. (LIMITED),



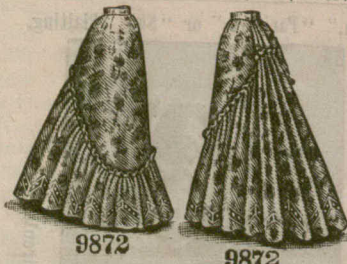
Ladies' Three-Piece Skirt (To have Eight or Fewer Scant Bias Ruffles): 7 sizes. Waist measures, 20 to 32 inches. Any size, 1s. or 25 cents.



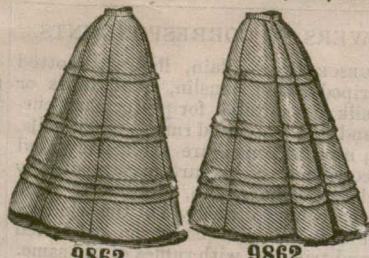
Ladies' Five-Gored Skirt, with Front-Draperies Flaring at One Side Over a Plain or Full Panel: 9 sizes. Waist measures, 20 to 36 inches. Any size, 1s. or 25 cents.




Ladies' Skirt, with a Narrow Full-Length Front-Gore Between Short Circular Portions that are Lengthened by a Graduated Circular Flounce: 9 sizes. Waist measures, 20 to 36 ins. Any size, 1s. or 25 cents.




Ladies' Skirt, having a Tubular Upper Portion and a Gathered Circular Lower Portion: 9 sizes. Waist measures, 20 to 36 inches. Any size, 1s. or 25 cents.



Ladies' Tucked Seven-Gored Skirt, with Seven-Gored Foundation Skirt: 7 sizes. Waist measures, 20 to 32 ins. Any size, 1s. or 25 cents.



Ladies' Three-Piece Bell Skirt, having No Unnecessary Fullness: 10 sizes. Waist measures, 20 to 35 inches. Any size, 1s. or 25 cents.



Ladies' Five-Gored Skirt: 6 sizes. Waist measures, 20 to 30 inches. Any size, 1s. or 25 cents.

### WEDDING INVITATIONS

And Announcements, in latest style, 50 boxed, post free, only \$2.75; Ivory Visiting Cards, per 50, printed, 50c. Printing of Programmes or Business Forms of all kinds.

WM. R. ADAMS, Stationer, 401 Yonge Street, Toronto, Ont.

### FITS STOPPED FREE Permanently Cured

INSANITY PREVENTED BY DR. KLINE'S GREAT NERVE RESTORER

Positive cure for all Nervous Diseases, Fits, Epilepsy, Spasms and St. Vitus' Dance. No Fits or Nervousness after first day's use. Treatise and \$2 trial bottle sent through Canadian Agency free to Fit patients, they paying express charges only when received. Send to Dr. Kline's (Limited) Bellevue Institute of Medicine, 931 Arch St., Philadelphia, Pa. I

**HARTSHORN'S SELF-ACTING SHADE ROLLERS**

NOTICE  
SCRIPT NAME OF  
ON LABEL, AND GET THE GENUINE  
HARTSHORN

### A Short Corset



Of a much admired Parisian model is our new and charming creation

### "Queen Moo"

The modern elegance, excellence of workmanship and splendid quality material cannot fail to commend this remarkably pretty corset to the ladies of Canada.

Ask for "Queen Moo." Sold in all the Stores.

The Crompton Corset Co. Limited TORONTO.

## Pimply Faces Cured.

Thousands of men and women, boys and girls, all over Canada attest to the wonderful benefit derived from the use of our **Princess Acnetine** for curing Pimples, Blackheads, and every form of Acne. In not a single case has it failed to cure. Ladies write us that they are walking advertisements for our excellent remedies.

### SUPERFLUOUS HAIR


Moles, Birthmarks, etc., removed permanently by Electrolysis. Satisfaction guaranteed.

Treatments and Remedies for every defect or blemish of the Hair, Face, Hands, Feet, and Figure.

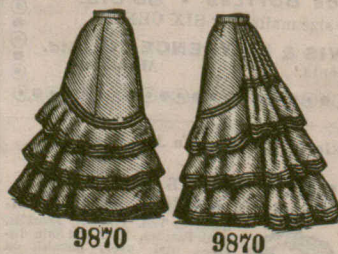
Consultation free at office or by letter. Send stamp for our handsome book, "Health and Good Looks."

### GRAHAM DERMATOLOGICAL INSTITUTE,


Tel. 1853. 41 Carlton St., Toronto.



Ladies' Eight-Gored Skirt, Perforated for Trimming in Tablier Outline: 9 sizes. Waist measures, 20 to 36 inches. Any size, 1s. or 25 cents.



Ladies' Five-Gored Skirt (To be Made with Three or Fewer Graduated Circular Flounces): 9 sizes. Waist measures, 20 to 36 inches. Any size, 1s. or 25 cents.



Ladies' Circular Skirt, having the Fullness at the Back Formed in an Under-Box-Plait (Known as the Bell Skirt): 9 sizes. Waist measures, 20 to 36 inches. Any size, 1s. or 25 cents.



*Cures While You Sleep*  
**Vapo-Cresolene** Whooping Cough,  
 Croup, Colds, Coughs,  
 Asthma, Catarrh.

During recent years an important change has taken place in the treatment of certain diseases of the air passages. While formerly it was the custom to rely almost entirely on internal medicaments in this treatment, the importance of direct applications of medicines to the diseased parts is becoming more and more generally recognized. Of this method of treatment, Cresolene is the most largely used, the most successful in its results, and the most convenient way of medicating the air passages.

Descriptive booklet, with testimonials, free. For sale by all druggists, United States and Canada.

**VAP0-CRESOLENE CO., 69 Wall Street, New York.**  
 Leming, Miles & Co., Montreal, Canadian Agents.

**9596** Ladies Skirt, Consisting of a Five Gored Upper Part and a Circular Lower Part (To be Made with a Sweep or in Round Length): 9 sizes. Waist measures, 20 to 36 inches. Any size, 1s. 3d. or 30 cents.

**9649** Ladies' Three-Piece Skirt, having a Wide Front-Gore and made With or Without a Seven-Gored Foundation Skirt: 9 sizes. Waist measures, 20 to 36 inches. Any size, 1s. or 25 cents.

**9598** Ladies' Skirt, Consisting of a Pointed Tablier Extending in a Yoke at the Sides and Back and a Circular Portion (To be Made with a Sweep or in Round Length): 9 sizes. Waist measures, 20 to 36 ins. Any size, 1s. 3d. or 30 cts.

**9718** Ladies' Five-Gored Skirt (To be Side-Plaited, Box-Plaited or Gathered at the Back): 10 sizes. Waist measures, 20 to 38 inches. Any size, 1s. or 25 cents.

**9718** Ladies' Seven-Gored Skirt, Gathered at the Back (To be Made with a Sweep or in Round Length) Desirable for Silks, Velvets and Other Narrow Goods: 9 sizes. Waist measures, 20 to 36 inches. Any size, 1s. or 25 cents.

**9634** Ladies' Four-Piece Skirt, having a Straight Back-Breadth: 10 sizes. Waist measures, 20 to 38 ins. Any size, 1s. or 35 cents.

**9597** Ladies' Skirt, Consisting of a Tablier and a Circular Portion: 9 sizes. Waist measures, 20 to 36 ins. Any size, 1s. 3d. or 30 cts.

**9030** Ladies' Four-Piece Skirt, having a Straight Back-Breadth: 10 sizes. Waist measures, 20 to 38 ins. Any size, 1s. or 35 cents.

**9743** Misses' Five-Gored Skirt, with Gathered Spanish Flounce: 7 sizes. Ages, 10 to 16 years. Any size, 10d. or 20 cts.

**9824** Misses' Three-Piece Skirt, having Clusters of Welt-Fucks: 7 sizes. Ages, 10 to 16 years. Any size, 10d. or 20 cts.

**9810** Misses' Four-Gored Skirt: 9 sizes. Ages, 8 to 16 years. Any size, 10d. or 20 cents.

**9803** Misses' Five-Gored Skirt, Gathered at the Back: 7 sizes. Ages, 10 to 16 years. Any size, 10d. or 20 cents.

**9802** Misses' Three-Piece Skirt, with Graduated Circular Flounce: 5 sizes. Ages, 12 to 16 years. Any size, 10d. or 20 cts.

**9752** Misses' Five-Gored Skirt, with Circular Spanish Flounce: 7 sizes. Ages, 10 to 16 years. Any size, 10d. or 20 cts.

**MADAME CAROLINE'S**  
 Ne Plus Ultra Face Beautifier and Fleshfood



is not much known in Canada, and I have concluded to make a sacrifice. I will send to every lady that has not used my goods my full treatment on receipt of One Dollar; but ladies will please to state their age and describe their complexion, because I prepare the Ne Plus Ultra in different strengths to suit all ages, and therein lies my great success. It positively removes wrinkles, tan, freckles, blackheads and liver spots, and makes every lady to look from 15 to 20 years younger. I am always taken from 35 to 40, and I am 60 years old. My treatment produces firm flesh, cures loose skin under the eyes and hardens all flabby flesh under the chin, restoring the youthful contours so much desired by ladies. My Healing Cream cures all skin diseases. If the hair is gray, prematurely gray, bleached or dyed, the Royal Windsor French Hair Restorer (which is not a dye) will restore it to its original color. Send for free sealed circulars containing testimonials and price list. MME. CAROLINE, Face and Hair Specialist, New P. Bldg., 13 West 23rd St. (facing Fifth Ave. Hotel), and 223 Sixth Ave., New York.

**Ward's Celebrated Fertilizer**



For Pot Plants and Flowers  
 IN TABLET FORM

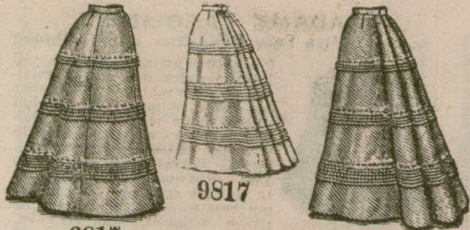
No more trouble in raising house plants. Has no odor and is not poisonous. One tablet is sufficient for a plant in a pot six inches in diameter. Fifty tablets in box. Price, 10 cents per box; by mail 12 cents. For sale by Druggists, or mailed by—

**CANADIAN SPECIALTY CO.,**  
 38 Front Street E TORONTO, Ont.  
 Dominion Agents.

**9639** Misses' Six-Gored Skirt, having a Gored Foundation Skirt: 7 sizes. Ages, 10 to 16 years. Any size, 10d. or 20 cents.

**9398** Ladies' Nine-Gored Skirt, having a Fan Back and the Gores Straight at the Center and Bias at the Side Edges (Desirable for Narrow Widths, Bayadères, Stripes, etc.): 9 sizes. Waist measures, 20 to 36 inches. Any size, 1s. 3d. or 30 cents.






9817

9817

9817

Ladies' Three-Piece Skirt, having Clusters of Welt-Tucks: 9 sizes. Waist measures, 20 to 36 inches. Any size, 1s. or 25 cents.




9820

9820

9820

Ladies' Five-Gored Skirt: 6 sizes. Waist measures, 20 to 30 inches. Any size, 1s. or 25 cents



9767

9767

9815


9815

9742

9742

Ladies' Five-Gored Skirt, with Side-Draperies: 9 sizes. Waist measures, 20 to 36 inches. Any size, 1s. or 25 cts.

Ladies' Six-Gored Skirt (Equally Desirable for Washable and other Fabrics): 10 sizes. Waist measures, 20 to 38 inches. Any size, 1s. or 25 cents.



9739


9739

9465

9465

Ladies' Five-Gored Skirt, with Gathered Spanish Flounce: 9 sizes. Waist measures, 20 to 36 inches. Any size, 1s. or 25 cents.


Ladies' Circular Skirt, with Seven-Gored Foundation-Skirt (To be Plaited or Gathered at the Back and Fitted With or Without Darts): 7 sizes. Waist measures, 20 to 32 inches. Any size, 1s. 3d. or 30 cents.



9727

9727

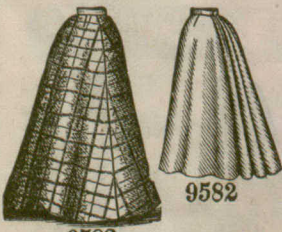
Ladies' Five-Gored Skirt, with Circular Spanish Flounce: 9 sizes. Waist measure, 20 to 36 inches. Any size, 1s. or 25 c



9686

9686


Ladies' Three-Piece Skirt, Circular at the Front and Sides and having Two Back-Gores: 9 sizes. Waist measures, 20 to 36 inches. Any size, 1s. or 25 cents.



9582

9582

Ladies' Four-Piece Skirt, having Circular Sides, joined in a Center-Front Seam (To be Gathered or Plaited at the Back): 9 sizes. Waist measures, 20 to 36 inches. Any size, 1s. 3d. or 30 cts.




9873

9873

Ladies' Seven Gored Skirt (To be Side-Plaited or Gathered at the Back and Made with a Sweep or in Round Length): 10 sizes. Waist measures, 20 to 36 inches. Any size, 1s. or 25 cents.

Ladies' Circular Bell Skirt: 9 sizes. Waist measures, 20 to 36 inches. Any size, 1s. or 25 cents.

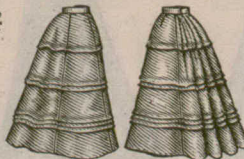


9842

9842


Misses' Seven-Gored Skirt (To be Plaited or Gathered at the Back): 7 sizes. Ages, 10 to 16 years. Any size, 10d. or 20 cents.

Misses' Tucked Five-Gored Skirt, with Five-Gored Foundation-Skirt: 7 sizes. Ages, 10 to 16 years. Any size, 10d. or 20 cents.



9855

9855



9808

9808

Misses' Circular Bell Skirt (To be Gathered or Side-Plaited at the Back): 7 sizes. Ages, 10 to 16 years. Any size, 10d. or 20 cents.



BABY: "Here I want that ;  
Baby's Own Soap is for me."

MOTHER: "Yes dear, but if it  
is good for you it is good for me  
as well."

**BABY'S OWN SOAP**

is the best for young and old

There is none better for delicate skins.

**ALBERT TOILET SOAP CO. - - Montreal.**



**P.N. CORSETS.**

ALL HAVE  
GORK PROTECTED  
CLASPS.



Will develop or reduce any part of the body.  
A perfect Complexion Beautifier and Remover of Wrinkles.  
**Dr. John Wilson Gibbs' Electric Massage Roller.**

(Patented United States, England, Canada, France, Germany.)

Its work is not confined to the face alone, but will do good to any part of the body to which it is applied, developing or reducing as desired. It is a very pretty addition to the

toilet table.—Chicago Tribune.

"This delicate Electric Beautifier removes all facial blemishes. It is the 'only positive' remover of wrinkles and crow's feet. It never fails to perform all that is expected."—Chicago Times-Herald.

"The Electric Roller is certainly a simple device, and is productive of good results. I believe it the best of any appliances. It is safe and effective."—HARRIET HUBBARD AYER, New York World.

**FOR MASSAGE AND CURATIVE PURPOSES.**

The above title is given by the U. S. Patent Office. An Electric Roller in all the term implies. The invention of a physician and electrician known throughout the country and Europe. A most perfect complexion beautifier. Will remove wrinkles, "crow feet" (premature or from old age), and all facial blemishes POSITIVE. Whenever electricity is to be used for massaging or curative purposes, it has no equal. No charging. Will last forever. Always ready for use on ALL PARTS OF THE BODY, for all diseases. For Rheumatism, Sciatica, Neuralgia, Nervous and Circulatory Diseases, is specific. The professional standing of the inventor (you are referred to the public press for the past fifteen years), with the approval of this country and Europe, is a perfect



"Can take a pound a day off a patient, or put it on."  
—New York Sun, August 30, 1891.

NO DIETING. NO HARD WORK.

**DR. JOHN WILSON GIBBS' OBESITY CURE.**

For the permanent reduction and cure of Obesity. Purely vegetable. Harmless and positive. NO FAILURE. Your reduction be assured—reduce to stay. \$2.00 a box. Three for \$5.00. One month's treatment. Mail, or office 953 Broadway, New York.

"The cure is based on nature's laws."—New York Herald, July 9, 1893.

EVER-READY  
**ARE YOU OUT OF DRESS STAYS?**  
If so, insist on having THE SILK STITCHED "EVER-READYS"  
Impervious, Thin, Light, Elastic, Durable.  
DRESS STAYS

IT RESTORES THE NATURAL WHITENESS  
CLEANSING-HARMLESS  
AT ALL DRUGGISTS—  
25 CENTS A BOX—  
**TEABERRY**  
FOR THE TEETH  
ZOEJA CHEMICAL CO. TORONTO

ANSWERS TO CORRESPONDENTS.

(Continued.)

**AN INQUIRER** :—A miss of fourteen may arrange her hair most becomingly by shaping the ends into round, flat curls at night and combing the curls out in the morning. The curls should be placed between folds of paper and pinned in. This will cause the hair to fall in soft, round folds at the ends. The curls should always be shaped the same way and never twisted about rolls of paper, as that produces a stiff ugly effect. We know of no entirely harmless hair-bleach, and only a foolish girl will subject her locks to any lightening process.

**Miss R. A.** :—You will find full directions for making different kinds of frostings—cream, golden, orange, maple sugar frosting, etc.; also yellow, orange, violet, green and rose icings, as well as suggestions for preparing and coloring liquids—in "The Correct Art of Candy Making," published by us at 6d. (by post 7½d.) or 15 cents per copy.

**ADELPHI** :—It is not good form to use the typewriter for any communication of a social nature. Its proper use is in business, and it should be restricted to that. Read about spring dress fabrics in THE DELINEATOR for March.

**Miss THIN** :—The practical source of gaining flesh is proper food and outdoor exercise. The right kind of food will bring some flesh on the most emaciated figure unless you have some constitutional disorder.

**GIRL FROM BALTIMORE** :—You could line a black silk with red or green shot taffeta silk. Linen collars and cuffs have been worn during the winter. See the special descriptive article on new dress fabrics in THE DELINEATOR each month.

**ANN** :—Girls of seven years may wear light-colored challis showing very small designs. Menu is pronounced men-oo and coiffure cwoiffure as near as we can render it in English.

**Women Unjustly Treated**

When Dealers Sell Them Common and Deceptive Dyes.

There are thousands of women who have heard of the great saving that can be effected by home dyeing when the Diamond Dyes are used, and have decided to experiment for themselves.

Many of these women, thoughtlessly, will simply ask for a package of dye of the needed color when buying. This request will allow the wary dealer to foist on the unsuspecting customer some imitation or soap grease dye, worthless as coloring agents, but on which they realize a large profit.

Dealers who do this kind of business are treating and serving their customers unjustly. The dealer knows well that the Diamond Dyes are necessary for his customer to achieve success in her new work.

The Diamond Dyes are the only dyes that reputable dealers handle and sell. The wise merchant keeps a full stock of Diamond Dyes, because the daily demand is so great for these guaranteed and world-famed coloring agents.

The woman who uses Diamond Dyes for her first dyeing operation will never use other makes. Bright, strong, clear, lasting and fashionable colors are obtained only from the Diamond Dyes.

Book of Directions and card of 48 colors free to any address. Write to

WELLS & RICHARDSON CO.,

MONTREAL, P. Q.

**SURPASSING ALL OTHERS**  
"All over the world."

SIMPLE STRONG



SILENT SPEEDY

Either Lock-Stitch or Chain-Stitch.

Each the best of its kind. See the Latest Model.

The SINGER MANUFACTURING CO

**Other People's Opinions**

The pleased customer is our best advertisement.

E. O. SILCOX, Paris, Ont., writes:

"My clothes have arrived safely, and we are immensely pleased. My coat looks as good as new."

**R. PARKER & CO.**

Head Office and Works:

787-791 YONGE ST., TORONTO

BRANCHES:

Hamilton, London, Brantford, Galt, Woodstock, St. Catharines.

**THE AMERICAN Corset and Dress Reform Co.**

316 Yonge St., Toronto.

Sole Manufacturers of

JENNESS MILLER and EQUIPOISE WAISTS

Puritan Shoulder Braces

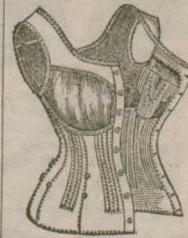
Abdominal Supporters

and FINE CORSETS

MADE TO ORDER.

See our Special Cyclists' Waists and Corsets.

Agents Wanted.



**Wrinkles Banished by EMMOLINE**

The face being so exposed the blood does not circulate through the skin surface freely, thereby allowing the skin to get loose and flabby, naturally wrinkles are formed.

By consistently using EMMOLINE we guarantee complete circulation of the blood will be restored, thereby invigorating the tissues and muscles and rendering the skin healthful and free from those dreaded wrinkles.

EMMOLINE removes Pimples, Tan, Freckles, Liver-Mole, Redness and all Scrofulous Eruptions, rendering the skin soft, white, and with a healthful glow.

Sent sealed to any address. Price, 50c. and \$1.00. Six boxes for \$5.00.

FAURE & CIE, Paris and London

LANCAIS & CO., AGENTS, 75 YONGE ST., TORONTO, ONT.

ON this and the two succeeding pages is illustrated a series of...

**Basques, Basque-Waists and Waists**

Of all Fashionable Varieties for Ladies', Misses' and Girls' Wear, which our patrons will no doubt be pleased to inspect at this time.

The Patterns can be had from Ourselves or from Agents for the Sale of our Goods.

THE BUTTERICK PUBLISHING CO. (Limited),

**ARE YOU INTERESTED IN BUILDING?**



If you want something well worth the money, DON'T FAIL to send for my beautifully illustrated book; containing special information for locating and building **Suburban Homes**, and other information invaluable to the Carpenter and Builder, also from 50 to 60 DESIGNS (everything drawn to scale and figured) of Rustic, Early English, Swiss, Colonial and other ARTISTIC sketches (\$300 to \$10,000) of Stables, Dwellings, Flats, Stores, Hotels, Schools, Churches, etc., etc. Price, \$1.00.

WM. H. ABBOTT, Jr., Architect, 17-19 Broadway, N. Y. City.

**Toronto Cutting School**

245 YONGE STREET

World's Fair Premium Tailor System of Dress-Cutting. Received First-class Diplomas at Toronto and Montreal Expositions, 1897.

The New Century System of Skirt-Cutting (Copyright 1898) cuts latest styles, any number of Gores. A harvest for Agents. Send for Descriptive Circular. Self-Measurement form free.

W. SPAULDING, 278 Euclid Avenue, - - TORONTO.



9907 Ladies' Basque-Waist, with Round Yoke: 9 sizes. Bust measures, 30 to 46 inches. Any size, 10d. or 20 cents.  
9784 Ladies' Basque-Waist: 9 sizes. Bust measures, 30 to 46 inches. Any size, 10d. or 20 cents.

9916 Ladies' Basque-Waist, with Square Yoke Laid On: 12 sizes. Bust measures, 30 to 46 inches. Any size, 10d. or 20 cents.

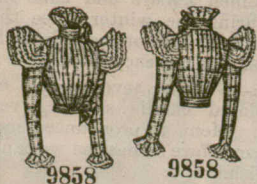


9667 Ladies' Basque-Waist, with Two Under-Arm Gores (with a High or V Neck or a Square Neck With or Without a Chemisette): 8 sizes. Bust measures, 34 to 43 inches. Any size, 10d or 20 cents.  
9847 Ladies' Yoke-Waist (To be Made with High or Low Neck and with Full-Length or Cap Sleeves): 7 sizes. Bust measures, 30 to 42 inches. Any size, 10d. or 20 cents.

9804 Ladies' Basque-Waist (To be Made with High or Low Neck and with Full-Length or Cap Sleeves): 7 sizes. Bust measures, 30 to 42 ins. Any size, 10d. or 20 cents.



9857 Ladies' Double-Breasted Basque, with Two Under-Arm Gores and Removable Chemisette: 12 sizes. Bust meas., 32 to 48 ins. Any size, 10d. or 20 cents.  
9838 Ladies' Basque, Closed Diagonally (With or Without a Center Seam): 10 sizes. Bust meas., 30 to 42 inches. Any size, 10d. or 20 cents.



9858 Ladies' Full Waist, with Fitted Lining: 8 sizes. Bust measures, 30 to 44 inches. Any size, 10d. or 20 cents.



9750 Ladies' Russian Basque (To be Made With or Without the Peplum and Bonheur Collar): 7 sizes. Bust measures, 30 to 42 inches. Any size, 10d. or 20 cents.  
9782 Ladies' Basque, with Two Under-Arm Gores (Desirable for Stout Ladies): 10 sizes. Bust measures, 34 to 48 inches. Any size, 10d. or 20 cents.



9537 Ladies' Russian Blouse (To be Made with the Back Drawn Down or Tight on the Lining or Slightly Pouched): 7 sizes. Bust measures, 30 to 42 ins. Any size, 10d. or 20 cents.



**The New "Hygeia" Bust Forms**

are light as a feather, perfect in shape, adjustable, comfortable, non-heating. Cannot injure health or retard development. Tastefully covered, so that the Forms can be removed and the covering washed.

Price, 50 cents.

**The "Combination" Hip-Bustle**

gives graceful fullness over the hip- and in back of skirt. It is not only very stylish, but it renders admirable service by relieving the weight of the full skirt now worn.

Price, 75 cents.

**Peerless Dress Stays**

Won't break nor stay bent; They are good from the start; They can't cut the dress, And won't melt apart.

Price, 20c. per doz.

For sale by leading stores, or sent, postpaid, on receipt of price.

**BRUSH & CO., - Toronto.**



9540 Ladies' Basque, with Pouch Front: 9 sizes. Bust measures, 30 to 46 inches. Any size, 1s. or 25 cents.  
9555 Ladies' Blouse-Basque, with Tucked Vest: 7 sizes. Bust measure: 30 to 42 ins. Any size, 1s. or 25 cts.



9440 Ladies' Russian Basque-Waist, with Pouch Front: 7 sizes. Bust meas., 30 to 42 ins. Any size, 1s. or 25 cts.  
9798 Ladies' Basque, with Straight Closing Edges: 12 sizes. Bust meas., 30 to 46 ins. Any size, 10d. or 20 cts.



9811 Ladies' Basque, with Two Under-Arm Gores and a Two-Seam Sleeve: 13 sizes. Bust measures, 32 to 50 inches. Any size, 10d. or 20 cents.  
9608 Ladies' Basque (To be Made with Standing Collar or with Open Neck): 13 sizes. Bust meas., 30 to 46 ins. Any size, 10d. or 20 cts.

**YOUR OLD CARPETS**

Can be made into beautiful **Reversible Rugs**. Superior to all other rugs. Cheap and durable. Sizes from small Door Rug to large Art Square. Made only (under patent) by

**AMERICAN RUG CO.**

601 Queen Street West, - - - TORONTO, ONT.



**NO ONE KNOWS**  
 how easy it is to wash  
~~clothes~~ all kinds of  
 things on wash day  
 with **SURPRISE SOAP**,  
 until they try.  
 It's the easiest quick-  
 est best Soap to  
 use. See for yourself.

ANSWERS TO CORRESPONDENTS.

(Continued.)

**MINNIE R.** :—A remedy which will check excessive perspiration, but will not prevent a return of it, is made as follows :

- Powdered Alum . . . 1/2 ounce.
- Boiling water . . . 1 quart.
- Powdered Camphor . . . 1/2 ounce.
- Juice and peel of one lemon.

Wash the affected parts, and then bathe them with this lotion.

**MAY P.** :—Fashion dictates the wearing of the bustle. The braided wire bustles are not only stylish but beneficial, for they give the "sudden hip" effect so much desired without the necessity of tight lacing. As these bustles are light and airy, all the objections to padding are overcome. The full line is sold by all leading stores.

**GEORGINE** :—A half-double crochet is made by throwing the thread over the hook and taking up a stitch of the foundation or work. Throw the thread over again, and draw through all three loops on the hook together. Take up every stitch in the same way. This also forms a good stitch for any work requiring a close effect.

**RUBY** :—The moonstone is considered lucky. We would not advise sponging old rose China silk. Repot the *arancaria* in a good rich garden soil, which, if heavy, should be mixed with a quarter of the amount of sand to secure perfect drainage. Do not keep the pot standing on a saucer or anything to interfere with draining off the surplus water.

**Itching Piles.**—Dr. Agnew's Ointment is proof against the torments of Itching Piles. Thousands of testimonials of cures effected by its use. No case too aggravating or too long standing for it to soothe, comfort and cure. It cures in from 3 to 6 nights. 35 cents.—31.



**Hair Specialist.**

Stop that head from becoming bald. Why do you neglect your hair when you know it is the ornament of your dress?

When your scalp becomes Itchy and Dry, and Dandruff, Scruif, Eczema or Tetter is playing havoc with your hair, causing it to become dull, faded or grey, send to us before it is too late and get a **\$2.00 (Two Dollar) Outfit** and treat your own, or come to us for a month and have it treated. All money returned if it fails to improve. Write for circular.

**F. BARNES**

HAIR SPECIALIST

413 Spadina Avenue, Toronto

TELEPHONE 2348

9913 9913 Misses' Waist: 7 sizes. Ages, 10 to 16 years. Any size, 10d. or 20 cts.

9861 9861 Misses' Yoke-Waist (To be Made with High or Low Neck and with Full-Length or Cap Sleeves): 9 sizes. Ages, 8 to 16 years. Any size, 10d. or 20 cents.

9861 9861 Misses' Round Yoke Waist, with the Front Pouched or Drawn Down Tight: 7 sizes. Ages, 10 to 16 years. Any size, 10d. or 20 cents.

9652 9652 Misses' Yoke-Waist, Closed at the Back (To be Made With or Without Fitted Lining): 9 sizes. Ages, 8 to 16 years. Any size, 10d. or 20 cts.

9462 9462 Misses' Basque-Waist (To be Made with High or Low Neck and with Full-Length or Cap Sleeves): 9 sizes. Ages, 8 to 16 years. Any size, 10d. or 20 cents.

9576 9576 Misses' Basque-Waist (To be Made with High or Low Neck and with Full-Length or Cap Sleeves): 9 sizes. Ages, 8 to 16 years. Any size, 10d. or 20 cents.

9190 9190 Misses' Basque-Waist, Closed at the Left Side: 5 sizes. Ages, 12 to 16 years. Any size, 10d. or 20 cts.

9460 9460 Misses' Basque-Waist, with Pouch Front, Closed at the Left Side: 5 sizes. Ages, 12 to 16 years. Any size, 10d. or 20 cts.

9501 9501 Misses' Russian Basque-Waist, with Pouch Front: 5 sizes. Ages, 12 to 16 years. Any size, 10d. or 20 cts.

9220 9220 Misses' Shirred Waist: 7 sizes. Ages, 10 to 16 years. Any size, 10d. or 20 cents.

9764 9764 Misses' and Girls' Plain Waist, Closed at the Back: 13 sizes. Ages, 4 to 16 years. Any size, 5d. or 10 cts.

9764 9764 Misses' and Girls' Spencer Waist, Closed at the Back: 13 sizes. Ages, 4 to 16 years. Any size, 5d. or 10 cents.

9757 9757 Misses' and Girls' Spencer Waist, Closed at the Back: 13 sizes. Ages, 4 to 16 years. Any size, 5d. or 10 cents.

9192 9192 Misses' and Girls' Spencer Waist (To be Made With or Without Fitted Body-Lining): 7 sizes. Ages, 10 to 16 years. Any size, 10d. or 20 cents.

9001 9001 Misses' and Girls' Spencer Waist (To be Made with Standing or Turn-Down Collar and With or Without a Fitted Lining): 13 sizes. Ages, 4 to 16 yrs. Any size, 7d. or 15 cents.

9383 9383 Misses' Tucked Russian Blouse (Known as the Paulovna Blouse): 7 sizes. Ages, 10 to 16 years. Any size, 10d. or 20 cents.

9287 9287 Misses' Tucked Blouse-Waist, Closed at the Left Side: 7 sizes. Ages, 10 to 16 years. Any size, 10d. or 20 cents.

9449 9449 Misses' and Girls' Pouched Blouse-Waist, with Fitted Lining: 11 sizes. Ages, 6 to 16 years. Any size, 10d. or 20 cents.

9248 9248 Misses' Blouse-Waist, with Fitted Lining: 9 sizes. Ages, 8 to 16 years. Any size, 10d. or 20 cents.

9169 9169 Misses' Blouse-Waist, with Fitted Body-Lining: 7 sizes. Ages, 10 to 16 years. Any size, 10d. or 20 cents.

9376 9376 Misses' Tucked Blouse-Waist, Closed at the Left Side: 5 sizes. Ages, 12 to 16 years. Any size, 10d. or 20 cents.

DOES IT PAY TO TIPPLE ?

You know it don't. Then why do you do it? We know why. It requires too much self-denial to quit. The Dixon Cure, which is taken privately, is purely vegetable, is pleasant to the taste, and will remove all desire for liquor in two or three days, so that you would not pay five cents for a barrel of beer or whiskey. You will eat heartily and sleep soundly from the start, and be better in every way, in both health and pocket, and without interfering with business duties. Write in confidence for particulars. The Dixon Cure Co., No. 40 Park Avenue (near Milton St.), Montreal.

Money For You.

An exceptionally good opportunity for you to make money honorably and easily. Circulars free. Address, F. HART REMEDY CO. 17 WARREN ST., NEW YORK.



LADIES HAIR-GONE AT LAST. LIQUID HAIR-GONE. Only permanent destroyer of SUPERFLUOUS HAIR: clear as crystal; harmless as water, yet destroys the hair in ONE MINUTE; BEATS ELECTRIC NEEDLE; Hopes-as cases preferred; SEALS Instructions Free. RARECHEM. CO, 23 E. 14th St. New York.

DEAFNESS & HEAD NOISES CURED. My Tubular Cushions help when all else fails. As glasses help eyes, Whispers heard. No pain. Invisible. F. Hiscox, 853 B'dway New York, sole depot. Send for book and proofs FREE.

MOTHERS Your Children cured of Bed-wetting. SAMPLE FREE. D. F. E. MAY, Bloomington, Illinois.

ANSWERS TO CORRESPONDENTS.

(Concluded.)

JOE:—Curling tongs may be used without harm or detriment if only a little time and care is employed before they are applied to the hair. Always "try" them on a piece of newspaper or brown paper, and when they no longer scorch it they may be applied to the hair.

STENOGRAPHER:—In writing a business letter to a woman address it thus: Mrs. or Miss Brown, Dear Madam.

ZARA:—The new style blouses have a tendency to make the waist appear longer, particularly if the low-busted French corset is worn.

JUDITH:—A serviceable sofa cushion may be of blue denim, trimmed with a ruffle of the same. An Indian silk pillow is always dainty. One could be made of yellow silk with silk ruffles, of three shades of yellow and graduated in depth.

Don't Neglect a Head Cold.—Catarrh will result if you do. If you have Headache, Foul Breath, Pain in Forehead, Drooping in the Throat, Dryness in the Nose, it indicates this troublesome disease. Dr. Agnew's Catarrhal powder will relieve a cold in ten minutes, and will cure Chronic Catarrh. No failure, sure, safe, pleasant and harmless.—30.

"For Baby's Sake."

BABY'S OWN TABLETS...

A favorite prescription of a regular practitioner, who has had a long and successful experience in the treatment of diseases peculiar to infancy and childhood.

Baby's Own Tablets regulate the bowels, check diarrhoea, reduce fever, expel worms, relieve while teething, cure colic, produce sleep. They are easy to take, put up in a candy form, children just love them. Free sample and paper doll for baby's name.



Use... BABY'S OWN POWDER.

The Dr. Howard Medicine Co., Brockville, Ont.

R & G CORSETS ARE THE BEST

Wonderful Transformation



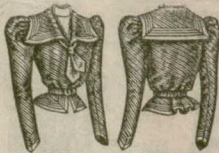
BEFORE.

say prominent physicians. Wrinkles removed. Relaxed muscles made firm. Contour restored. Youthful appearance reproduced. Small-pox marks, pimples, eczema, discolorations permanently removed. Any complexion made perfect. Process health giving, brightens the eyes and makes old faces young; 20 to 40 years, like a mantle falls from your face. Call or send 10c. for book on beauty, testimonials, etc. Electric force for preventing; lines and beautifying; price, \$5.00. \$1.00 to those sending this advertisement.



AFTER.

MADAME MAYS, No. 242 Fifth Avenue, New York, U.S.A.



9775

Ladies' Sailor Blouse, with Fitted Lining (To be Made With or Without the Peplum); 7 sizes. Bust measures, 30 to 42 inches. Any size, 10c, or 20 cents.



9286

Ladies' Tucked Blouse.—Waist: 6 sizes. Bust measures, 30 to 40 inches. Any size, 1s. or 25 cents.



9697

Ladies' Blouse-Waist, having Pouch Fronts that may be Rolled to the Bust or Waist: 7 sizes. Bust meas., 30 to 42 inches. Any size, 10c, or 20 cents.



9585

Ladies' Russian Blouse-Waist, with Peplum and Caps that may be Plain or in Square or Round Tabs: 8 sizes. Bust measures, 30 to 44 inches. Any size, 1s. or 25 cents.



9368

Ladies' Tucked Russian Blouse (Known as the Paulovna Blouse): 6 sizes. Bust measures, 30 to 40 inches. Any size, 1s. or 25 cents.



9368



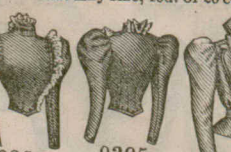
9569

Ladies' Basque (To be Made with Square or Round Corners): 12 sizes. Bust measures, 30 to 46 inches. Any size, 1s. or 25 cents.



9726

Ladies' Plain Round Basque (To be Made Double-Breasted or Single-Breasted): 13 sizes. Bust meas. 30 to 48 ins. Any size, 10c, or 20 cts.



9395

Ladies' Basque, Closed at the Left Side: 12 sizes. Bust measures, 30 to 46 inches. Any size, 1s. or 25 cents.



9720

Ladies' Blouse Jacket-Basque: 7 sizes. Bust measures, 30 to 42 inches. Any size, 10c, or 20 cents



9789

Ladies' Jacket-Basque, with Hip Seams: 12 sizes. Bust measures, 30 to 46 inches. Any size, 10c, or 20 cents.



9696

Ladies' Waist, with Square-Necked Russian Over-Front: 7 sizes. Bust measures, 30 to 42 inches. Any size, 10c, or 20 cents.



9915



9915



9919



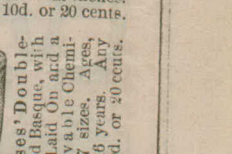
9919



9920



9920



9920

Ladies' Double-Breasted Basque, with Yoke and Removable Chemise: 9 sizes. Bust meas., 30 to 46 ins. Any size, 10c, or 20 cts.



9918



9918

Ladies' Double-Breasted Basque, having Plaits Laid On and a Removable Chemise: 9 sizes. Bust meas., 30 to 46 ins. Any size, 10c, or 20 cents.



9715



9715

Misses' Waist: 5 sizes. Ages, 12 to 16 years. Any size, 7c, or 15 cents.



9565



9565

Misses' and Girls' Yoke-Waist, Closed at Back: 13 sizes. Ages, 4 to 16 years. Any size, 5c, or 10 cents.

Misses' Yoke-Waist, 7 sizes. Ages, 15 to 16 years. Any size, 10c, or 20 cents.

UPON this page we have illustrated an assortment of LADIES' and MISSES'

**Eton Jackets, Jackets and Blazers**

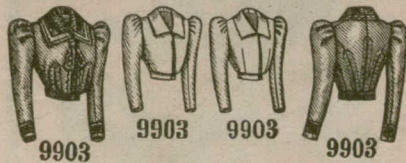
Which will no doubt prove of especial interest to our many readers. The patterns can be had in all sizes from Ourselves or from Agents for the Sale of our Goods. In ordering please specify the Numbers and Sizes (or Ages) desired.

**THE BUTTERICK PUBLISHING CO. (LIMITED),**



Ladies' Single-Breasted Eton Jacket (Known as the Mess Jacket): 9 sizes. Bust measures, 30 to 46 inches. Any size, 10d. or 20 cents.

Ladies' Belted Blouse Jacket (Known as the Berlin Blazer): 7 sizes. Bust measures, 30 to 42 inches. Any size, 10d. or 20 cents.

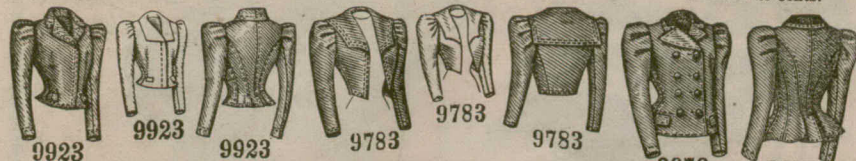


Ladies' Eton Jacket, with Blouse Front and Nansen Collar: 7 sizes. Bust measures, 30 to 42 inches. Any size, 10d. or 20 cents.



Ladies' Jacket, with Bust Dart (To be Made with the Sleeves Box-Plaited or Gathered): 9 sizes. Bust measures, 30 to 46 inches. Any size, 10d. or 20 cents.

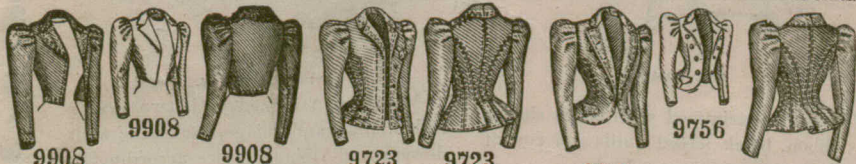
Ladies' Double-Breasted Close-Fitting Jacket, Gored to the Shoulders (To be Made with the Sleeves Box-Plaited or Gathered): 9 sizes. Bust measures, 30 to 46 inches. Any size, 10d. or 20 cents.



Ladies' Short Jacket, with Fly-Front: 9 sizes. Bust measures, 30 to 46 inches. Any size, 10d. or 20 cents.

Ladies' Eton Jacket, with Sailor Collar (To Extend to the Waist or Nearly to the Waist and to be Made with the Sleeves Box-Plaited or Gathered): 7 sizes. Bust measures, 30 to 42 inches. Any size, 10d. or 20 cents.

Ladies' Double-Breasted Jacket (To be Made with the Sleeves Box-Plaited or Gathered): 9 sizes. Bust meas., 30 to 46 ins. Any size, 10d. or 20 cents.



Ladies' Eton Jacket (To be Made With or Without a Center Seam): 9 sizes. Bust measures, 30 to 46 inches. Any size, 10d. or 20 cents.

Ladies' Jacket, with Side-Front Dart (To be Made with the Sleeves Box-Plaited or Gathered): 9 sizes. Bust measures, 30 to 46 inches. Any size, 10d. or 20 cents.

Ladies' Jacket or Blazer (To be Worn Open or Closed and Made with the Sleeves Box-Plaited or Gathered) Known as the Ostend Blazer: 9 sizes. Bust measures, 30 to 46 inches. Any size, 10d. or 20 cents.



**In Sunshine or in Storm**

For the house, travelling, golfing, bicycling, and all out-door sports, Priestley's rain and damp-proof Covert Suitings serve the ideal purpose of perfection in style, fit, finish, wear.

**Priestley's Covert Suitings**

Rich, firm, durable in texture — always in fashion — cravenetted.

In Greens, Fawns, Browns and Greys—and in Black and White, Brown and White, Blue and White. "Priestley" stamped on the selvedge of every fifth yard.

**Cravenetted**

Sold by Dry Goods Houses Everywhere.

**GOLD MEDAL, Health Exhibition, LONDON.**

"Benger's Food' has by its excellence, established a reputation of its own."

BRITISH MEDICAL JOURNAL.

**BENGER'S FOOD**

FOR INFANTS, INVALIDS, AND THE AGED.

DELICIOUS, NUTRITIVE, DIGESTIBLE.

Balmoral Castle, Scotland, 25th September, 1896.

"Sirs,—Please forward to Balmoral Castle one dozen 2/6 Tins of Benger's Food for H.I.M The Empress of Russia, addressed to Miss Coster. We have received the box ordered from Peterhoff.

"Yours truly,  
"F. COSTER."

(Published by Special Permission of the Russian Court.)

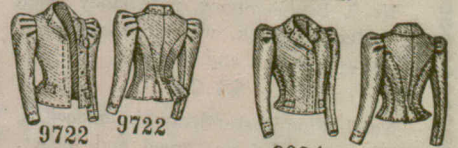
Benger's Food is sold in Tins by Chemists, &c., everywhere.

Wholesale of Leading Importers, or of Evans & Sons, Ltd., Montreal and Toronto.



Misses' Eton Jacket (To be Made With or Without a Center Seam and with the Sleeves Box-Plaited or Gathered): 7 sizes. Ages, 10 to 16 years. Any size, 10d. or 20 cents.

Misses' Eton Jacket, with Sail-or Collar (To be Made with the Sleeves Box-Plaited or Gathered): 9 sizes. Ages, 8 to 16 years. Any size, 10d. or 20 cents.



Misses' Jacket (To be Made with the Sleeves Box-Plaited or Gathered): 5 sizes. Ages, 12 to 16 years. Any size, 10d. or 20 cents.

Misses' Short Jacket, with Fly Front (To be Made with Notched or Nansen Collar): 7 sizes. Ages, 10 to 16 years. Any size, 10d. or 20 cents.



Misses' Jacket, with Blouse Front Rolled in Coat Lapels or to the Waist: 5 sizes. Ages, 12 to 16 years. Any size, 10d. or 20 cents.

Misses' Double-Breasted Golf Coat or Jacket, with Removable Hood: 5 sizes. Ages, 12 to 16 years. Any size, 1s. or 20 cents.

# New Summer Millinery.



THE PECONIC

The Peconic, trimmed with three shades silk net, long pointed wings and flowers underneath,

**\$3.55 or \$3.85**



THE ZAMPA.

The Zampa, trimmed with three shades ribbon, black jetted quills and bow of black velvet ribbon at back,

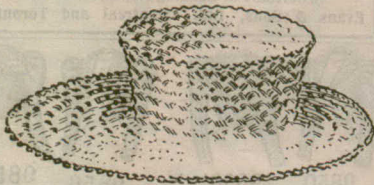
**\$5.50**



THE MONTEREY.

The Monterey, trimmed with two shades ribbon, lilacs and foliage, back band with flowers and ribbon; price according to the shape selected.

**\$4.00, \$4.75, \$5.25**



PECONIC (UNTRIMMED)

No. 1. Fine Japan Straw, in natural, black, brown, navy and green,

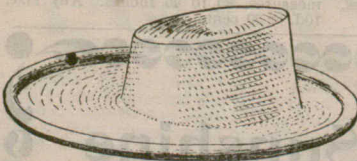
**95c.**

No. 2. Benina Straw, with fancy ruffle edge, in black, white, brown, navy, green, tuscan and cardinal,

**\$1.00**

No. 3. Fine Rustic Straw, in mix colors, brown and fawn, green and bleuët, cardinal and green,

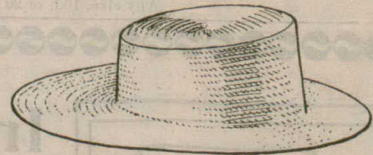
**\$1.25.**



ZAMPA (UNTRIMMED)

Zampa—very fine natural bleach Panama with tire edge.

**\$1.75**



MONTEREY (UNTRIMMED)

No. 1. Fine Benina Straw, in black, white, brown, navy, green and cardinal,

**69c.**

No. 2. In Fine Chip, black, white, brown, tuscan and navy,

**\$1.25.**

No. 3. Fine natural Java, **\$1.75.**

**Orders by Mail  
Filled Promptly.**

THE T. EATON CO. LIMITED

190 Yonge Street,

TORONTO, ONT.

# PEARS' SOAP

Why has it been used for over a hundred years?

Why has it the largest sale of any toilet soap in the world?

It is not only the soap that has in it no free alkali, but it is the soap that lasts longest. The economical soap. It wears to thinness of a wafer.



# COLONIAL HOUSE

Phillips Square, Montreal, P.Q.

## Mantle Department

### Spring Opening of 1898

We have this year made great efforts to secure all the leading novelties of Paris, London and Berlin, and are now in position to offer the choicest of styles in

Ladies' and Misses'  
Cloth Jackets.

Ladies' Cloth Capes.

Ladies' Velvet Capes.

Ladies' Silk Capes.

Ladies' Chiffon Capes.



The New Silk Blouse Jackets.  
The New Velvet Blouse Jackets.  
Children's Reefers

In all shades and styles.

Ladies' Heptonettes  
and Waterproofs.

### Ladies' and Misses' Tailor-Made Suits.

We specially call attention to this line of goods as being one of the most important of the year . . . . .

Ladies' and Misses' Covert Clo'h Suits.

Ladies' and Misses' Venetian Cloth Suits.

Ladies' and Misses' Tweed Suits.

Ladies' and Misses' Sergs Suits.

Ladies' and Misses' Cheviot Suits.


In these goods we show several styles of Jackets, including Reefer, Blazer, Chesterfield, Blouse effects and Eton.

Ladies' Dress Skirts in Plain and Fancy Black Mohairs, Black and Colored Serges, Tweed Effects, Black and Fancy Silk, Velour Moiree.

**SPECIAL**—Our Leader, in Black Figured Mohair, \$2.50

**Ladies' Wrappers** A Large Stock to choose from in Eiderdown Flannels, Cashmeres and Muslins.

Mail Orders will receive Prompt and Careful Attention.



COLONIAL HOUSE PLEATER

MADE EXPRESSLY FOR

HENRY MORGAN & CO., Montreal, Que.

# HENRY MORGAN & CO.

MONTREAL, P.Q.