



**IMAGE EVALUATION
TEST TARGET (MT-3)**



**Photographic
Sciences
Corporation**

23 WEST MAIN STREET
WEBSTER, N.Y. 14580
(716) 872-4503

LE 28 25
E 32
36 22
20
18

**CIHM/ICMH
Microfiche
Series.**

**CIHM/ICMH
Collection de
microfiches.**



Canadian Institute for Historical Microreproductions / Institut canadien de microreproductions historiques

10

© 1983

Technical and Bibliographic Notes/Notes techniques et bibliographiques

The Institute has attempted to obtain the best original copy available for filming. Features of this copy which may be bibliographically unique, which may alter any of the images in the reproduction, or which may significantly change the usual method of filming, are checked below.

L'Institut a microfilmé le meilleur exemplaire qu'il lui a été possible de se procurer. Les détails de cet exemplaire qui sont peut-être uniques du point de vue bibliographique, qui peuvent modifier une image reproduite, ou qui peuvent exiger une modification dans la méthode normale de filmage sont indiqués ci-dessous.

- Coloured covers/
Couverture de couleur
- Covers damaged/
Couverture endommagée
- Covers restored and/or laminated/
Couverture restaurée et/ou pelliculée
- Cover title missing/
Le titre de couverture manque
- Coloured maps/
Cartes géographiques en couleur
- Coloured ink (i.e. other than blue or black)/
Encre de couleur (i.e. autre que bleue ou noire)
- Coloured plates and/or illustrations/
Planches et/ou illustrations en couleur
- Bound with other material/
Relié avec d'autres documents
- Tight binding may cause shadows or distortion
along interior margin/
La reliure serrée peut causer de l'ombre ou de la
distortion le long de la marge intérieure
- Blank leaves added during restoration may
appear within the text. Whenever possible, these
have been omitted from filming/
Il se peut que certaines pages blanches ajoutées
lors d'une restauration apparaissent dans le texte,
mais, lorsque cela était possible, ces pages n'ont
pas été filmées.
- Additional comments:
Commentaires supplémentaires:

- Coloured pages/
Pages de couleur
- Pages damaged/
Pages endommagées
- Pages restored and/or laminated/
Pages restaurées et/ou pelliculées
- Pages discoloured, stained or foxed/
Pages décolorées, tachetées ou piquées
- Pages detached/
Pages détachées
- Showthrough/
Transparence
- Quality of print varies/
Qualité inégale de l'impression
- Includes supplementary material/
Comprend du matériel supplémentaire
- Only edition available/
Seule édition disponible
- Pages wholly or partially obscured by errata
slips, tissues, etc., have been refilmed to
ensure the best possible image/
Les pages totalement ou partiellement
obscurcies par un feuillet d'errata, une pelure,
etc., ont été filmées à nouveau de façon à
obtenir la meilleure image possible.

This item is filmed at the reduction ratio checked below/
Ce document est filmé au taux de réduction indiqué ci-dessous.

10X	14X	18X	22X	26X	30X
<input type="checkbox"/>	<input type="checkbox"/>	<input checked="" type="checkbox"/>	<input type="checkbox"/>	<input type="checkbox"/>	<input type="checkbox"/>
12X	16X	20X	24X	28X	32X

The copy filmed here has been reproduced thanks to the generosity of:

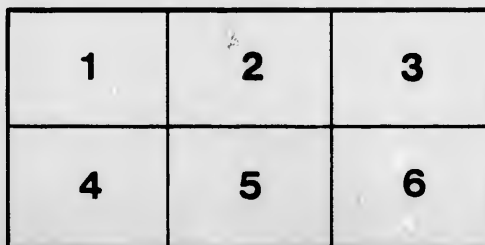
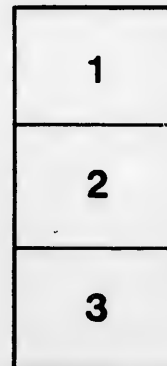
McGill University
Medical Library

The images appearing here are the best quality possible considering the condition and legibility of the original copy and in keeping with the filming contract specifications.

Original copies in printed paper covers are filmed beginning with the front cover and ending on the last page with a printed or illustrated impression, or the back cover when appropriate. All other original copies are filmed beginning on the first page with a printed or illustrated impression, and ending on the last page with a printed or illustrated impression.

The last recorded frame on each microfiche shall contain the symbol \rightarrow (meaning "CONTINUED"), or the symbol ∇ (meaning "END"), whichever applies.

Maps, plates, charts, etc., may be filmed at different reduction ratios. Those too large to be entirely included in one exposure are filmed beginning in the upper left hand corner, left to right and top to bottom, as many frames as required. The following diagrams illustrate the method:



L'exemplaire filmé fut reproduit grâce à la générosité de:

McGill University
Medical Library

Les images suivantes ont été reproduites avec le plus grand soin, compte tenu de la condition et de la netteté de l'exemplaire filmé, et en conformité avec les conditions du contrat de filmage.

Les exemplaires originaux dont la couverture en papier est imprimée sont filmés en commençant par le premier plat et en terminant soit par la dernière page qui comporte une empreinte d'impression ou d'illustration, soit par le second plat, selon le cas. Tous les autres exemplaires originaux sont filmés en commençant par la première page qui comporte une empreinte d'impression ou d'illustration et en terminant par la dernière page qui comporte une telle empreinte.

Un des symboles suivants apparaîtra sur la dernière image de chaque microfiche, selon le cas: le symbole \rightarrow signifie "A SUIVRE", le symbole ∇ signifie "FIN".

Les cartes, planches, tableaux, etc., peuvent être filmés à des taux de réduction différents. Lorsque le document est trop grand pour être reproduit en un seul cliché, il est filmé à partir de l'angle supérieur gauche, de gauche à droite, et de haut en bas, en prenant le nombre d'images nécessaires. Les diagrammes suivants illustrent la méthode.



The Montreal Homeopathic Association.

Incorporated under Royal Charter 1865.

President—Charles Alexander, Esq.

Treasurer—E. G. O'Connor, Esq., 104 Shuter St., Tel. 3010.

Secretary—Dr. H. M. Patton, 125 Mansfield St., Tel. 3977.

Has organized and does control the following institutions:

Montreal College of Homeopathic Physicians and Surgeons.

President—John Torrance, Esq.

Registrar—Dr. A. R. Griffith, 535 Wellington St., Tel. 8544.

Montreal Homeopathic Hospital.

44 McGill College Avenue, Tel. 3837.

For the reception of public, semi private and private patients.

Superintendent—Dr. H. M. Patton; Lady Superintendent, Miss Gertrude White.

Governing Body consists of 30 Life Governors and 20 Elective Governors.

President—Samuel Bell, Esq.

Treasurer—E. G. O'Connor, Esq., 104 Shuter St., Tel. 3010.

Secretary—J. A. Mathewson, Jr., Esq., 50 McGill College Avenue.

Ladies Auxillary Montreal Homeopathic Hospital.

For the management of Hospital and Training School for Nurses.

President—Mrs. Charles Morton.

Treasurer—Miss Van Horne, 617 Sherbrooke Street.

Secretary—Mrs. A. O. Granger, 770 Sherbrooke St.

Montreal Homeopathic Dispensary.

184 St. Antoine St. Hours 3 to 5 p. m. daily.

For the treatment and care of those who are unable to pay.

Chairman of Managing Committee—Jas. Baylis, Esq.

Treasurer—E. G. O'Connor, Esq., 104 Shuter St., Tel. 3010.

Secretary—Dr. Wm. McHarrie, 50 Prince Arthur St., Tel. 6271.

Superintendent—Dr. A. D. Patton, 384 St. Antoine St., Tel. 8494.

Training School for Nurses.

Montreal Homeopathic Hospital.

Superintendent—Miss Gertrude White.

Lectures from October 1st to April 1st, by staff of six physicians and lady superintendent.

Committee.

Mrs. Sutherland Taylor, Mrs. Gaunt, Mrs. R. J. Evans, Mrs. A. O. Granger.

DR. ARTHUR DOUGLAS PATTON,

M. D. CHICAGO HOMEOP. COLL. AND M. C. H. P. S. (MONTREAL.)
ATTENDING PHYSICIAN MONTREAL HOMEOPATHIC HOSPITAL,
ATTENDING PHYSICIAN MONTREAL HOMEOPATHIC DISPENSARY.

384 ST. ANTOINE STREET,
CORNER FULFORD STREET,

MONTREAL.

HOURS: 8.30 to 10.2 to 3. 6.30 to 4.00.

SUNDAY, 2.30 to 4.00.

TELEPHONE 8494.

DR. WM. MCHARRIE,

M. D. CHICAGO HOMEOP. COLL. AND M. C. H. P. S. (MONTREAL.)
LATE OF CHICAGO HOMEOPATHIC HOSPITAL
ATTENDING PHYSICIAN MONTREAL HOMEOPATHIC DISPENSARY.

50 PRINCE ARTHUR STREET,

MONTREAL.

HOURS: 8.30 to 10.2 to 3. 6.30 to 7.30.

SUNDAY, 2.30 to 4.00.

TELEPHONE 6271

MODERN HOMEOPATHY.

A Review of its History and Present Condition

HISTORY.

Homeopathy is not a new thing. In the Sanscrit poem of Sringara Tilaka, B. C. 56, Kalidara refers to the principle. Hippocrates alluded to it in clear and decided words. Shakespeare, in Henry III Part 2, Act 1, Sc. 1, indicates that the theory held a prominent place in the Elizabethan era.

In its present form Homeopathy owes much to that greatest of the clinical observers of his age, Samuel Hahneman. Through many years of severe hardship he investigated and studied this dual action of drugs, until in Hufeland's Journal in 1796, he was able to give to the world a Theory of Therapeutics which his own clinical experience convinced him to be the true and rational method of curing diseased conditions. The writings of Hahneman form the foundation from which has risen, with amazing rapidity, the modern system of therapeutics known as Homeopathy. Hahneman was the founder of Homeopathy, but the Homeopathy of to-day is a vastly greater, grander, more complete and different system from the Homeopathy as set forth in his writings. At the present day Homeopathic practitioners exist in every part of the civilized world. Some of our best original work comes from Russia, France, Spain, India and Brazil. At present the Homeopathic journals of this continent rival in number, scientific information, original work and in circulation, those of the Dominant or so-called "Regular" School. (A greater misnomer cannot be imagined, for no two "Regular" text-books, no two "Regular" men agree on the treatment of a given case. While,

ATTON,

D. S., (MONTREAL.)
HOMEOPATHIC HOSPITAL,
DISPENSARY.

STREET,
MONTREAL.

TELEPHONE 8494.

D. S., (MONTREAL.)
HOMEOPATHIC HOSPITAL,
DISPENSARY.
STREET,
MONTREAL.

TELEPHONE 6271

for a diseased condition presenting similar symptoms, the Homeopathic physician, no matter where found, if he knows his work, prescribes the same drugs. Homeopathy is *the Regular System*.) In the United States, a good proportion of the state hospitals and asylums are under Homeopathic treatment. In New York City the second largest hospital maintained by the civic authorities is the Metropolitan, a Homeopathic institution whose total accommodation will reach 1,300 beds. The catalogue of Homeopathic books runs into the thousands, and every week new books of great scientific value issue from the Homeopathic publishing houses.

DEFINITION OF HOMEOPATHY.

1. The materia medica of Homeopathy consists of the complete record, physiological, pathological and symptomatic, of the action of drugs upon the healthy organism.

2. If a diseased condition (not resulting from the ill effects of drugs), presents similar symptoms to any drug, so proved, that drug in the minimum effective dose will remove that diseased condition.

3. (Not) "Let the *Same* be cured by the *Same*."
(But) "Let *Likes* be cured by *Likes*."

THEORY OF DRUG ACTION.

We do not know all drugs: we cannot read all pathological symptoms. When we are perfect in these, Homeopathy will cure invariably and people will only die from old age or accident.

All drugs so far effectively proved have these actions: 1. Primary or Physiological. 2. Secondary or Curative. Calomel in gr. x — xv produces marked symptoms, mainly on the gastro-intestinal tract. Take two of these, cramp and diarrhoea. The effect of the dose continues 4 to 6 hours. Then, as the drug

is leaving the system by the bowels and kidneys, and only a small quantity remains, mark the opposite result. The diarrhœa gives place to obstinate constipation, the colic to the calm of an opiate.

If this result were only the stunning result of the powerful drug causing muscular exhaustion, this muscular exhaustion would pass away in a few hours, as in the case of other muscles. This result however lasts for days, and our clinical experience convinces us that this secondary effect is a true Secondary Action coming from the minimum effective dose. We have, time and time again stopped a diarrhœa like to that of mercury (but from chill), with mercurius 6 x, when in xxx of tr. opii in the hands of a Dominant School physician had failed.

QUESTION OF DOSE.

The object is to find the largest amount of the drug that will obtain the Secondary Action and avoid the Primary. This has been learned by experience. An illustration will be clearest. A man comes to us presenting symptoms almost identical with those of mercury in large doses. We ask him if he has taken mercury. If he answers in the affirmative we put aside Homeopathy and become simply mechanic or chemist, with a poison to antidote. This we do mechanically or chemically as the case most calls for. If, on the other hand, he assures us that he has taken no mercury, but is suffering from the results of cold or imperfect digestion, we proceed on our principle.

Mercury is evidently his drug, but what dose will produce the Secondary and avoid the Primary Action? We try 1x or gr 1-10, one tablet every hour. Next morning he reports that the drug made his diarrhœa worse, but on stopping it the diarrhœa got gradually better and is now gone. We learn that

this dose still causes the physiological or Primary Action, which we do not want.

Our next patient gets the 2x or gr 1-100. But his report next day shows still some physiological or Primary Action present in these doses of the drug. So to our next similar case we give the 3x or gr 1-1000.

His report the next day tells us the story an efficient Homeopath hears so often: "Doctor that medicine worked like a charm, and I was relieved after the first dose."

We have found the maximum dose of this drug that will give to us its Secondary Action only, and avoid the Physiological or Primary.

In the foregoing lies the reply to the idiotic argument, advanced by men with professional dignity upon their shoulders, that they can swallow a two drachm bottle of the drug without the least physiological effect. Certainly what has been with the greatest pains, removed from the drug cannot be found in it — Physiological Action.

A properly prepared Homeopathic drug is made to remove a certain group of symptoms, and unless these symptoms are present the drug will not produce them. From a drug whence Physiological Action has been eradicated, it is barbaric ignorance to expect Physiological Action. Homeopathic Mercury will *not* cause diarrhœa. Homeopathic Ipecac will *not* cause vomiting.

CHAMBERS' ENCYCLOPEDIA.

Under the heading "Homeopathy" we have an excellent contrast between the views of the Allopathic and Homeopathic editors. The line of demarkation, showing where the one finished and the other commenced, is almost ludicrously apparent by the sharp change of opinion.

H. M. PATTON, M. D.

To the thinking individual (from whom only Homeopathy desires recognition) a few words will prove of interest showing the immeasurable superiority of the system to that lack of system followed by the school of traditional medicine. "Homeopathy does not wish to find fault with the men who still cling to a worn out and dangerous system; it is merely desirous that the better system should be studied and the worst one left behind."

In the public wards of the Montreal Homeopathic Hospital, during the past year, 150 cases have been under treatment, with one death, making a record unparalleled in the hospital history of the Dominion, a death rate of $\frac{1}{150}\%$.

In cholera, which can hardly be classed as a children's disease or "a trifling ailment," the statistics show:

- Homeopathic death rate 16.4 per cent.
- Allopathic death rate 59.2 per cent.

Comparative statistics of Homeopathic and Allopathic treatments covering a period of five years, compiled by Dr. Jos. Buchner, of New York.

Allopathic.		Homeopathic.	
Cases.	Death Rate.	Cases.	Death Rate.
Erysipelas, . . .	345 23.0	Erysipelas, . . .	349 0.8
Diarrhœa, . . .	316 21.2	Diarrhœa, . . .	310 0.9
Fevers, . . .	1994 5.3	Fevers, . . .	3273 1.2
Typhus, . . .	2373 16.0	Typhus, . . .	2126 13.3
Pleurisy, . . .	51 15.6	Pleurisy, . . .	371 1.3
Infl of B., . . .	46 41.0	Inflam. of B., . . .	211 6.1
Pneumonia, . . .	309 29.4	Pneumonia, . . .	716 6.3
Dysentery, . . .	447 26.8	Dysentery, . . .	68 7.1
Heart affect'n's, . . .	56 51.7	Heart affect'n's, . . .	109 15.5
Apoplexy, . . .	35 48.3	Apoplexy, . . .	21 28.5
Consumption, . . .	247 48.5	Consumption, . . .	502 38.6
Varioloid, (not accurate).		Varioloid, . . .	211 2.8
Scarlatina, (not accurate).		Scarlatina, . . .	102 2.9

If we have succeeded in inducing the reader to make an investigation into the merits of a system which has outlived the sneers of the ignorant the dawn of a brighter day for suffering humanity is at hand.

ARTHUR D. PATTON, M. D.
WILLIAM MCHARRIE, M. D.

October 1st 1895.

ical or Primary

gr 1-100. But physiological or uses of the drug. e the 3x or gr

ne story an effi- " Doctor that I was relieved

se of this drug action only, and

o the idiotic ar- sional dignity

swallow a two

the least phy-

s been with the

drug cannot be

e drug is made

ms, and unless

g will not pro-

Physiological

arie ignorance

neopathic Mer-

opathic Ipecac

EDIA.

y" we have an

ws of the Allo-

he line of de-

nished and the

sly apparent by

TTON, M. D.

The hospital and dispensary are of vital importance to the Homeopathic public. They are the only means by which the Montreal Homeopathic physicians can obtain the wide experience needed to render them efficient and experienced in the ever advancing science of modern Homeopathy. The best of hospital experience is requisite to produce the best work in practice. The public are therefore urged to support the Hospital and Dispensary by contributions to the treasurer, E. G. O'Connor.

HOMEOPATHIC MEDICINES

In Mother Tincture, Dilution, Trituration, Globules and Tablet form, prepared by Messrs. Boericke & Tafel, of New York, can be obtained at Scarff's Pharmacy, 2262 St. Catherine Street.

Any medicine not in stock can be procured at short notice.

