



**IMAGE EVALUATION  
TEST TARGET (MT-3)**



**Photographic  
Sciences  
Corporation**

23 WEST MAIN STREET  
WEBSTER, N.Y. 14590  
(716) 873-4800

**CIHM/ICMH  
Microfiche  
Series.**

**CIHM/ICMH  
Collection de  
microfiches.**



**Canadian Institute for Historical Microreproductions / Institut canadien de microreproductions historiques**

**© 1983**

Technical and Bibliographic Notes/Notes techniques et bibliographiques

The Institute has attempted to obtain the best original copy available for filming. Features of this copy which may be bibliographically unique, which may alter any of the images in the reproduction, or which may significantly change the usual method of filming, are checked below.

L'institut a microfilmé le meilleur exemplaire qu'il lui a été possible de se procurer. Les détails de cet exemplaire qui sont peut-être uniques du point de vue bibliographique, qui peuvent modifier une image reproduite, ou qui peuvent exiger une modification dans la méthode normale de filmage sont indiqués ci-dessous.

- Coloured covers/  
Couverture de couleur
- Covers damaged/  
Couverture endommagée
- Covers restored and/or laminated/  
Couverture restaurée et/ou pelliculée
- Cover title missing/  
Le titre de couverture manque
- Coloured maps/  
Cartes géographiques en couleur
- Coloured ink (i.e. other than blue or black)/  
Encre de couleur (i.e. autre que bleue ou noire)
- Coloured plates and/or illustrations/  
Planches et/ou illustrations en couleur
- Bound with other material/  
Relié avec d'autres documents
- Tight binding may cause shadows or distortion  
along interior margin/  
La reliure serrée peut causer de l'ombre ou de la  
distortion le long de la marge intérieure
- Blank leaves added during restoration may  
appear within the text. Whenever possible, these  
have been omitted from filming/  
Il se peut que certaines pages blanches ajoutées  
lors d'une restauration apparaissent dans le texte,  
mais, lorsque cela était possible, ces pages n'ont  
pas été filmées.
- Additional comments:/  
Commentaires supplémentaires:

- Coloured pages/  
Pages de couleur
- Pages damaged/  
Pages endommagées
- Pages restored and/or laminated/  
Pages restaurées et/ou pelliculées
- Pages discoloured, stained or foxed/  
Pages décolorées, tachetées ou piquées
- Pages detached/  
Pages détachées
- Showthrough/  
Transparence
- Quality of print varies/  
Qualité inégale de l'impression
- Includes supplementary material/  
Comprend du matériel supplémentaire
- Only edition available/  
Seule édition disponible
- Pages wholly or partially obscured by errata  
slips, tissues, etc., have been refilmed to  
ensure the best possible image/  
Les pages totalement ou partiellement  
obscurcies par un feuillet d'errata, une pelure,  
etc., ont été filmées à nouveau de façon à  
obtenir la meilleure image possible.

This item is filmed at the reduction ratio checked below/  
Ce document est filmé au taux de réduction indiqué ci-dessous.

10X	14X	18X	22X	28X	30X
<input type="checkbox"/>	<input type="checkbox"/>	<input type="checkbox"/>	<input type="checkbox"/>	<input checked="" type="checkbox"/>	<input type="checkbox"/>
12X	16X	20X	24X	28X	32X

The copy filmed here has been reproduced thanks to the generosity of:


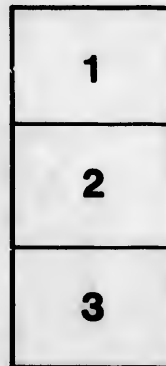

Library,  
Geological Survey of Canada

The images appearing here are the best quality possible considering the condition and legibility of the original copy and in keeping with the filming contract specifications.

Original copies in printed paper covers are filmed beginning with the front cover and ending on the last page with a printed or illustrated impression, or the back cover when appropriate. All other original copies are filmed beginning on the first page with a printed or illustrated impression, and ending on the last page with a printed or illustrated impression.

The last recorded frame on each microfiche shall contain the symbol  $\rightarrow$  (meaning "CONTINUED"), or the symbol  $\nabla$  (meaning "END"), whichever applies.

Maps, plates, charts, etc., may be filmed at different reduction ratios. Those too large to be entirely included in one exposure are filmed beginning in the upper left hand corner, left to right and top to bottom, as many frames as required. The following diagrams illustrate the method:



L'exemplaire filmé fut reproduit grâce à la générosité de:

Bibliothèque,  
Commission Géologique du Canada

Les images suivantes ont été reproduites avec le plus grand soin, compte tenu de la condition et de la netteté de l'exemplaire filmé, et en conformité avec les conditions du contrat de filmage.

Les exemplaires originaux dont la couverture en papier est imprimée sont filmés en commençant par le premier plat et en terminant soit par la dernière page qui comporte une empreinte d'impression ou d'illustration, soit par le second plat, selon le cas. Tous les autres exemplaires originaux sont filmés en commençant par la première page qui comporte une empreinte d'impression ou d'illustration et en terminant par la dernière page qui comporte une telle empreinte.


Un des symboles suivants apparaîtra sur la dernière image de chaque microfiche, selon le cas: le symbole  $\rightarrow$  signifie "A SUIVRE", le symbole  $\nabla$  signifie "FIN".

Les cartes, planches, tableaux, etc., peuvent être filmés à des taux de réduction différents. Lorsque le document est trop grand pour être reproduit en un seul cliché, il est filmé à partir de l'angle supérieur gauche, de gauche à droite, et de haut en bas, en prenant le nombre d'images nécessaire. Les diagrammes suivants illustrent la méthode.

taille  
du  
odifier  
une  
image

rrata  
o

pelure,  
n à



*Presented to the Geol. Sur. Library  
by  
Dr. Whittemer  
Mar. 1/1901*



DEPARTMENT OF THE INTERIOR—U. S. GEOLOGICAL SURVEY

J. W. POWELL DIRECTOR

A REVIEW

*MEFL + W58*

OF THE

# NON-MARINE FOSSIL MOLLUSCA

OF

## NORTH AMERICA

BY

CHARLES A. WHITE

EXTRACT FROM THE ANNUAL REPORT OF THE DIRECTOR OF THE U. S. GEOLOGICAL SURVEY—1881-82



LIBRARY  
GEOLOGICAL SURVEY  
OF CANADA

WASHINGTON  
GOVERNMENT PRINTING OFFICE  
1883

5478

YERRESLI  
GEOLOGICAL SURVEY  
ATLANTA GA

## CONTENTS.

---

	Page.
Letter of transmittal.....	3
Introductory remarks.....	5
Annotated and illustrated catalogue.....	14
Conchifera.....	14
Ostreidæ.....	14
Anomidæ.....	15
Mytilidæ.....	17
Unionidæ.....	18
Cyrenidæ.....	29
Pisididæ.....	34
Corbulidæ.....	35
Gasteropoda.....	37
Auriculidæ.....	37
Limnæidæ.....	38
Physidæ.....	43
Ancylidæ.....	45
Vitrinidæ.....	46
Ariqidæ.....	46
Helicidæ.....	47
Pupidæ.....	49
Succinidæ.....	51
Neritidæ.....	51
Cerithidæ.....	53
Melaniidæ.....	53
Ceriphasiidæ.....	56
Rissoidæ.....	59
Viviparidæ.....	60
Valvatidæ.....	64
Tabular view of the non-marine fossil mollusca of North America.....	66
Spurious and doubtful species.....	72
General discussion.....	73



## ILLUSTRATIONS.

---

	Page.
Plate 1. Devonian .....	82
2. Carboniferous .....	84
3. Jurassic and Triassic? .....	86
4. Cretaceous .....	88
5. Cretaceous .....	90
6. Bear River, Laramie .....	92
7. Bear River, Laramie .....	94
8. Bear River, Laramie .....	96
9. Laramie .....	98
10. Laramie .....	100
11. Laramie .....	102
12. Laramie .....	104
13. Laramie .....	106
14. Laramie .....	108
15. Laramie .....	110
16. Laramie .....	112
17. Laramie .....	114
18. Laramie .....	116
19. Laramie .....	118
20. Laramie .....	120
21. Laramie .....	122
22. Laramie .....	124
23. Laramie .....	126
24. Laramie .....	128
25. Laramie .....	130
26. Laramie .....	132
27. Laramie .....	134
28. Eocene .....	136
29. Eocene .....	138
30. Eocene .....	140
31. Eocene .....	142
32. Miocene and Pliocene? .....	144

### LETTER OF TRANSMITTAL.

**SIR:** In accordance with your request that I should prepare an article for your annual report upon a subject which has for some years been engaging my attention, I have the honor to submit herewith the following, which I have entitled "A Review of the Non-Marine Fossil Mollusca of North America."

In the preparation of this article I have endeavored as fully as practicable to follow your suggestion, that it should be as free from technical forms and methods as the nature of the subject will allow. I have therefore endeavored to address the general reader rather than the special investigator; but I have given copious references in the form of foot-notes, so that those who wish to pursue the subject further may readily refer to nearly all that has been published upon it in America.

Your recognition of the fact that there is a natural and growing desire on the part of intelligent readers to know something of the geological history of the predecessors of the animals with which they are more or less familiar, or which are frequently referred to in the books they read, would be expected by those who are familiar with the graphic style of your own writings; and your wish to gratify that desire is too obviously correct to make any explanation or apology proper on the part of a specialist who may be called upon to communicate with the public in the form proposed by you.

In the selection of a subject, I have chosen one which, although primarily based upon molluscan species which are all extinct, embraces the consideration of, or reference to, living forms, congeners of those which have ceased to exist, that are scattered over all parts of the country. It is, therefore, a subject which a far greater number of persons will find of ready application within their every day experience than many others which the wide range of paleontology might furnish. In illustrating this subject on the accompanying plates, I have in each case selected such figures (which are in part copies of illustrations already published by various authors, but largely newly drawn from the type-specimens of the various species) as would exhibit the form, and such features of the objects, respectively, as strike the eye of the ordinary observer, omitting, in many cases at least, those details of structure which more especially engage the attention of the special investigator.

## LETTER OF TRANSMITTAL.

While the material upon which the present statements and discussions are based is in many respects very incomplete, it is nevertheless extremely suggestive and instructive, and a knowledge of it is sure to awaken a strong interest in future labors in the same field that has been fruitful of these results.

A majority of the illustrations accompanying this article have been drawn directly from specimens in the United States National Museum, permission having been kindly given to do so by Professor Spencer F. Baird, the Director of the museum. A large part of the specimens thus used are the original types of the species which are illustrated.

The drawings have been made with pen and ink by Dr. J. C. McConnell, of Washington, and they have been reproduced by the photo-engraving process.

Very respectfully,

C. A. WHITE.

Hon. JOHN W. POWELL,  
*Director of the United States Geological Survey.*

## A REVIEW OF THE NON-MARINE FOSSIL MOLLUSCA OF NORTH AMERICA.

BY C. A. WHITE, M. D.

### INTRODUCTORY REMARKS.

In this article I propose to review the principal known facts concerning the fossil fresh-water, brackish-water, and land mollusca of North America, taking up each family in the order of systematic classification, and tracing the history of its occurrence, so far as it has been learned, from the earliest known appearance of any of its species within the present limits of North America until the present time; and to follow the same with some general discussion of certain questions that are suggested by the facts thus set forth. For the purpose of giving an approximately chronological view of the different faunae the figures are arranged on the plates under headings that indicate the successive geological periods to which they belong. The plan proposed involves at least brief mention of every species of non-marine fossil mollusca yet discovered in North America, and the illustration of nearly all of them by figures, which show their external form and leading features, so far as they are known. To avoid frequent repetition, it is mentioned here that all statements made in this article in regard to the range of families and genera in time, must be understood as applying to North America alone, unless it is otherwise expressly stated.

The scope of this article, as indicated by the title and foregoing remarks, is a very wide one; and the presentation of such a title would seem to imply the known existence of much material upon which to base a discussion of the subject. Lest I should seem to assume greater knowledge of this subject than the facts will warrant, it may be stated that while the material upon which our present knowledge of it is based is really considerable and very important, it is nevertheless true that as regards a continuous history of the faunae herein discussed, and the geological epoch in which our most common living molluscan types really originated, our knowledge is very imperfect. Enough material, however, has been collected to throw much light upon the character of the ancestral representatives of many of the families which are herein mentioned. It is proposed to go so far only in the discussion of these

fossil forms as we are warranted in doing by the well-ascertained character of the evidence adduced.

As to the scope of the general subject, although it embraces the three categories of non-marine mollusca, namely, those of brackish-water, fresh-water, and land habitat, it is still small as compared with that of the great mass of that portion of the molluscan subkingdom which is embraced by the marine mollusca. Not only is the diversity within the three categories of molluscan forms which are herein discussed almost incomparably less than that which obtains among marine mollusca, but a greater proportion of the remains of formerly existing non-marine than of marine mollusca, have almost certainly been destroyed as the result of geological changes and other causes which will be suggested, or they have failed to be preserved in an available condition for study. Therefore the record furnished by the fossil non-marine mollusca is much more imperfect than it is in the case of the marine mollusca. Still, the scope of this subject is a very broad one, even with our present incomplete knowledge of its details, and the discussion of many interesting points pertaining to it must be deferred to other occasions.

Again, while the three non-marine categories of mollusca, especially the first two, in the order in which they have been named, may be defined from each other with a good degree of accuracy in the case of their living representatives, yet it has not always been found easy to say whether some of those fossil forms whose nearest living congeners are found exclusively in perfectly fresh-water may not have lived in waters which contained at least a small proportion of salt; but this subject will be further referred to on subsequent pages. Neither are we positive in all cases that those species which we refer to a land habitat were really land pulmonate mollusks, or that they may not have been in some cases palustral pulmonates, or, possibly, gill-bearing mollusks. But generally these determinations are made with much confidence, based upon the known correlation of shell characteristics with the soft parts of the living mollusks which formed them.

The more indefinite boundary of the scope of the present article is that which I have drawn between the brackish-water and marine forms. The difficulty of drawing such a line arises largely from the fact that some of the genera which have more or less abundant representatives in brackish waters have also representatives in marine waters; but I have regarded those strata as of brackish-water origin, which have been found to contain by natural deposition forms whose living congeners are found in brackish waters, even though such fossil forms are found associated with those on the one hand whose living congeners are sometimes, but not not always, found in marine waters; or, on the other hand, with those whose living representatives are known only in fresh waters. Such a commingling of forms as is here indicated really occurs in numerous instances, especially in the strata of the Laramie group. Thus the association in one and the same stratum of *Corbicula*, *Corbula*, *Neritina*,

&c., is held to indicate a brackish-water origin for such a stratum, even though it holds, associated with those shells, such forms as *Unio*, *Viciparus*, *Gonlobasis*, &c., especially if such strata alternate (as is often the case in the Laramie Group) with strata which contain on the one hand only such fresh-water forms as *Unio*, *Viciparus*, &c., and on the other hand such saline-water forms as *Ostrea*, *Anomia*, &c. This view is also confirmed by the fact that in the Laramie Group *Corbicula*, *Corbula*, and *Neritina* are frequently found so associated with *Ostrea* and *Anomia* as to plainly indicate that they all lived together. It is thus clearly shown that a part of the forms discussed in this article have near allies in strata of marine origin, and also many near allies now living in truly marine waters, and none in fresh waters; but the commingling of these fossil species of undoubted saline habitat with others which clearly indicate that they lived in water of far less than marine saltness, makes it necessary to regard the former as members of a brackish-water fauna, and, therefore, as coming within the scope of this article.

In some cases the brackish waters that, by the presence in the deposits they have left of such fossils as have been referred to, are indicated as having then prevailed, were plainly those of estuaries, which indented the coasts of formerly existing seas at the mouths of then existing rivers. But the greater part of the species enumerated in this article, which are regarded as having had a brackish-water habitat, come from strata (namely, those of the Laramie Group) which bear evidence of having been deposited in a great inland sea, in parts of which sea brackish waters alternated with fresh, or nearly fresh-waters. The facts upon which this conclusion is based have been presented in our publications, and are repeated to some extent upon following pages in this article.

Before proceeding with the enumeration of the specific forms of non-marine mollusca which have been discovered in North American strata, and the geological position which each fauna represented by them respectively occupies, it is necessary to present a brief tabular statement of the arrangement or order of the geological formations, beginning not with the earliest known fossiliferous rocks in the geological series, but with the formation which has furnished the earliest known molluscan forms that come within the scope of this article, namely, Devonian.

This tabular view of the formations has been made with especial reference to those which have been recognized in Western North America, because it is there that the greater part of the fossils have been collected which are discussed in the following pages.

It may not be entirely unnecessary to state that, although the terms group and formation are somewhat variously used by different writers, the strata that were formed in a period or epoch of geological time are usually and properly referred to by the same name as that of the period or epoch in which they were formed. Thus, the following table of geological time is really a table of the formations that were produced during that time.

*Subdivisions of geological time.*

Time.	Age.	Periods.	Epochs.
Cenozoic or Mammalian . . . . .	Cenozoic . . . . .	Post-tertiary . . . . .	Recent. Quaternary.
		Tertiary . . . . .	Pliocene. Miocene. Eocene.
Mesozoic or Reptilian . . . . .	Mesozoic . . . . .	Laramie.	
		Cretaceous. Jurassic. Triassic. Permian.	
Paleozoic . . . . .	Carboniferous . . . . . Devonian . . . . .	Coal-Measures. Lower Carboniferous.	
		* * * * *	

No special explanation of the terms or names used in this table, with perhaps the exception of Laramie, is deemed necessary, because they are to be found in all text-books of geology now in use; but some supplementary explanation of the terms that, in connection with those which have become so commonly known, have been used by the various geologists who have made original investigations in Western North America is necessary to enable the general reader to understand clearly the use of them that is made in the following pages.

The term Laramie Group, although it is unknown except in the geology of Western North America, will be mentioned oftener perhaps in this article than the name of any other formation; because a greater number of the species herein mentioned come from that group of strata than from any other. This name is applied to a large and very important formation which, in the western part of the continent, comes between the well-recognized marine Cretaceous strata below, and the equally well-recognized Tertiary strata above. Geologists are not agreed as to whether this great group should be referred to the Tertiary or Cretaceous period, some contending for the former and some for the latter reference. The truth appears to lie between the two opinions, and I have elsewhere presented reasons for regarding this group as occupying a transitional position between the Cretaceous and Tertiary.\* Neither the Laramie Group nor any true geological equivalent of it is at present known anywhere except in Western North America. It there occupies or is found at various localities within a large region, the present known limits of which may be roughly stated as extending from Northern New Mexico on the south to the British possessions on the north, and from the vicinity of Great Salt Lake on the west to a present known distance out upon the Great Plains of more than 200 miles from the eastern base of the Rocky Mountains. It has been traced within the western boundary of both Kansas and Nebraska.

In the course of the earlier geological investigations which were made in the west, the strata of this great group, which represents a distinct

\*An. Rep. U. S. Geol. Sur. Ter. for 1877, pp. 259-265. *Ib.* for 1878, part I, pp. 51, 52.

period in the geological history of North America, were studied independently by different investigators, at various more or less widely-separated localities within the region that has just been indicated, which resulted in the strata of that group receiving different names in different regions. Thus, Meek & Hayden gave the name "Judith River Group" to those strata in the valley of the Upper Missouri, near the mouth of Judith River, which were found to contain brackish-water fossils. They gave the name "Fort Union Group" to strata of similar faunal character near Fort Union, also in the valley of the Upper Missouri, but at a considerable distance to the eastward of the Judith River region. They also gave the name "Lignitic Group" to those strata in Colorado east of the Rocky Mountains which were found to contain a similar fauna. Professor Powell, studying the strata in Wyoming and Utah, gave the name "Point of Rocks Group" to a series which agrees mainly with that which is now called Laramie, and which had been referred to by Meek & Hayden as the "Bitter Creek Coal series." The strata which are herein called the Bear River Laramie beds of Southwestern Wyoming and the adjacent parts of Utah were by Meek and Hayden generally referred to as the "Bear River Estuary beds." Mr. King was the first to place all these local groups together (except those of the Upper Missouri River region) under the general and comprehensive name of Laramie Group. I subsequently showed that the Judith River, Fort Union, Lignitic, and Point of Rocks groups are all connected together by specific identity of fossils in their respective strata.\* I have therefore treated the strata of all those different regions respectively as only local development of parts of one great group; but I have retained the local names which they originally received from different authors, only substituting the word "beds" in most of those cases for that of "group," using the latter term in the more comprehensive sense. Thus, I speak of the Judith River beds, Fort Union beds, Bear River beds, &c., while referring them all to the great Laramie Group.

A similar duplication of names, arising from similar circumstances, also exists in reference to the earlier or earliest members of the purely fresh-water Eocene series, which immediately succeeds the Laramie Group. Thus, the names "Wahsatch Group" of Hayden, "Vermillion Creek Group" of King, and "Bitter Creek Group" of Powell are regarded as substantially equivalent, or as representing one and the same division of the Eocene epoch.

To aid the reader, who may be assumed to be unfamiliar with the details of western geology and with the names which the different series of strata in the West that are necessarily often referred to in this article have received from different investigators, the following summary of facts and opinion is given:

1. The "Judith River Group," "Fort Union Group," "Lignitic Group,"

\*An. Rep. U. S. Geol. Sur. Terr. for 1877, pp. 252-265.



"Bitter Creek Coal series," "Point of Rocks Group," and "Bear River Estuary beds"\* are all parts of the great Laramie Group.

2. The Laramie Group is regarded as a transitional group between the Cretaceous and Tertiary series, and therefore as representing a period partaking of both the Mesozoic and Cenozoic ages.

3. The "Wahsatch Group," "Vermilion Creek Group," and "Bitter Creek Group" are regarded as at least approximately equivalent strata, constituting the oldest member of the purely fresh-water Eocene Tertiary series of deposits in the West.

4. The Green River and Bridger Groups are respectively the second and third members of that fresh-water Eocene series.

5. The Wind River Group of Wyoming is regarded as of Eocene age.

6. The White River Group of Dakota is regarded as of Miocene age.

7. The fresh-water deposit of the Kawsah Mountains, in Northern Nevada, and its equivalent in Southern Idaho, called by King the Truckee Group, are regarded as of Miocene age.

8. No strata of Pliocene age are referred to in this article except those of Canine Valley, in Northern Utah, because with that exception no non-marine mollusca are known to have been obtained from any North American strata which may be referred to that epoch; unless certain forms of *Physa* be also excepted, which have been found in the Brown's Park Group of Powell, in Southern Wyoming.

Our knowledge of the various geological formations which are found within the limits of North America enables us to trace with a good degree of satisfaction the history of the evolution of the continent or the progressive steps by which it was elevated above the level of the sea. A brief outline, or at least a statement of some of the phases of this history, as it is understood by geologists, is necessary to a proper understanding of the facts which are presented in the following pages. Without going into the details of investigations by which geologists have arrived at their conclusions, it may be stated that the continent in its present shape has been produced by the coalescence of two or more principal portions which were elevated above the level of the sea in the earlier geographical ages in consequence of the progressive elevation of the continental area. The two principal portions of the continent previous to the Cretaceous period were an eastern and western one respectively, and before the close of that period they were separated by a broad stretch of open sea. By the continued slow rise of the whole continental area this broad stretch of open sea became land-locked at the close of the

\*It should be remarked here that the molluscan species of the Bear River beds and their equivalents are all different from those of the Laramie Group elsewhere; but those strata are referred to the Laramie Group because they hold the same stratigraphical relation to the Cretaceous below and the Tertiary above that the typical Laramie strata do in other regions, and also because they contain a brackish-water fauna. Whether this difference in the fauna is due to difference in age, contemporaneous isolation of waters as separate seas during the Laramie period, or to some other cause, is not yet known.

Cretaceous period and beginning of the Laramie, changing the area thus inclosed to a brackish-water sea, in which the strata that we now call the Laramie Group were deposited. By the continued elevation of the continental area that sea became much reduced in size and entirely fresh at the close of the Laramie period.

During the immediately succeeding Eocene Tertiary epoch at least, the great fresh-water lakes that were thus formed prevailed over a large part of that area which in the Laramie period had been occupied by brackish, and previously by marine, waters. Then began the series of movements in the earth's crust which resulted in the elevation of the plateaus and the great systems of mountains of Western North America, into the structure of which these Laramie and Eocene strata enter. Some portions of the western part of the continent continued to be occupied by fresh-water lakes of the kind last referred to, during the middle and latter portions of the Tertiary period; but they were much less in size than those which previously existed. They also gradually became smaller, and finally disappeared by being drained of their waters; or remnants of them remained to become the salt water lakes of to-day.

The incompleteness of that portion of the geological record which is furnished by the fossil remains of the three categories of mollusks, which form the subject of this article, has already been referred to, and the causes of it are very apparent when it is remembered how small a proportion the non-marine have always borne to the marine mollusca; and also how small a proportion of fresh and brackish water deposits there must always have been in comparison with marine deposits.

The extensive fresh and brackish water deposits of Western North America are remarkable exceptions to the general rule, that extensive geological formations are of marine, or open sea, origin; and we have therefore in that region, and for the epochs which these formations represent, an unusually full record of non-marine and terrestrial life; for it must be remembered that those formations contain many remains of terrestrial vertebrates, and an abundant flora, as well as of fresh-water and land mollusca. This statement of facts naturally leads to a brief consideration of the conditions which prevailed in former geological periods, and which conduced to the preservation of the molluscan forms herein discussed, when so large a proportion of their kinds in other parts of the world were destroyed.

While the remains of aqueous mollusca were readily entombed and preserved in the sedimentary deposits of the waters in which they lived (which deposits afterward became rocky strata), those of land mollusca must have been transported from the land into such waters, where alone they could have been preserved, and where in fact they did receive the same entombment with those that had lived there. This transportation of the shells of land mollusca was doubtless in most cases effected by the currents of rivers near the banks of which the mollusks lived, and into the waters of which they were swept in time of flood. And yet an

unexpectedly large proportion of the known fossil pulmonate mollusca are those whose habitat was constantly upon the land. The conditions, however, which prevailed during the Coalmeasure period of the Carboniferous age, and under which the immense quantities of vegetable material that we now know as coal were preserved, were necessarily somewhat favorable to the preservation of such land mollusca as may have found a habitat among that vegetation. The paucity of the remains of such mollusca that have yet been discovered in the extensive coal-bearing strata of that early period seems to prove that they could not then have been very abundant; but the discoveries of Dawson, Bradley, and Whitfield show conclusively that a well-developed and widely differentiated land molluscan fauna existed at least as early as the middle of the Carboniferous age, and probably much earlier.

From the Coalmeasure period until that of the Laramie the few remains of non-marine mollusca that have been found in North American strata present indications that the layers in which they were discovered were deposited under estuary, palustral, or limited lacustrine conditions, reference to which will be made in connection with the separate mention of the species on following pages. The conditions which prevailed in Western North America during the Laramie and Eocene periods have already been indicated, and for fuller details the reader is referred to the works before cited.

Although there are really many facts now known which throw light upon the physical conditions that prevailed, and the molluscan fauna which lived in Western North America during the various geological periods from the later Paleozoic to the present time, a part of which have been referred to, the following counter-facts should also be mentioned, because they show how far from perfect or continuous the geological record really is, in relation especially to the non-marine mollusca.

Rivers, ponds, and marshes have necessarily existed ever since any considerable portion of the continent rose above the sea, and those rivers and ponds, without doubt, all had their own molluscan fauna ever since; the later portion of Paleozoic time, if not from a still earlier date, and yet no trace of any river deposits, except those of estuaries (and few of these are known), has yet been discovered which pertain to any geological epoch except that of the Post-Tertiary. The same can hardly be said of palustral deposits, because much, if not all, of the coal must have been produced under palustral conditions; and yet it is a noteworthy fact that the greater part of the known fossil palustral mollusca have been found preserved in lacustrine deposits together with mollusks of lacustrine origin, and very few in true palustral deposits.

Although it is only in the eastern half of the continent that any remains of non-marine mollusca have been found in strata of Paleozoic age, the remains of such mollusca as have been found there in strata of any of the periods between that of the Coalmeasures and the Post-Tertiary are few and unimportant.\*

---

\* See remarks on a following page on spurious and doubtful species.

The same might also be said of that portion of the continent which borders upon the Pacific Ocean, and for the same periods, but for the very few *Unionide* forms which the Cretaceous deposits have furnished there, and which have special interest in connection with other fossil *Unionide* mentioned in this article. Therefore, almost the whole of our present knowledge of the character of the non-marine molluscan types which existed during the whole of Mesozoic and Tertiary time and of the order of their succession has been derived from discoveries of their remains which have been made in the interior region of the western half of the continent, mainly in connection with the surveys that have been prosecuted under the auspices of the government. Moreover, the discoveries that have been made in North America up to the present time give us very little information of any molluscan fauna, except the marine, for the Miocene epoch, and still less for the Pliocene. Therefore this review of the non-marine molluscan fauna of the continent, although it is intended as a synopsis of all the species that are at present known, is something like a chapter, or parts of chapters, taken at random from a book; but these selections are of such a character as to give us a very good indication of what the whole book, figuratively speaking, must be. This indication is all the more clear because of the fact that while every species that is discussed in this article, from whatever formation it comes, is regarded as extinct, the great majority of the genera, and even the sections or subdivisions of the genera, are precisely the same as those which we find represented by living forms. In the case of many of the fossil forms, so clearly are these familiar generic and subordinate types expressed, that the fossil species are often found to resemble those now living so closely as to require careful scrutiny to discover wherein they differ. This persistence through long periods of geological time, of even the simpler types of non-marine mollusks, after they were once established, is a remarkable and interesting fact. Individuals, generations, and species died, as the epochs succeeded each other, but the types\* have remained to this day.

\*The word "type," as used by different authors, has often necessarily a somewhat indefinite meaning; but as used in this article it may be defined as an ideal representation of the essential characteristics of a group of species, usually applied to a group which may embrace a genus, or only a subordinate division of a genus. In the latter case, I use the designation subordinate type. I do not use the term type in any case as interchangeable with any of the names that are used in systematic classification, such as species, genus, family, &c.; but sometimes it may be equivalent in scope with any of them; as, for example, when only a single species of a subgenus, genus, or family is known.

Thus, although types may have no material existence in one sense, they are found to have been more persistent in time or duration than specific forms; for we find that many of the types, as above defined, which now exist among living mollusca also existed in various geological epochs as far back as Mesozoic, or even earlier, time; but every known fossil species in which those types have been expressed have successively become extinct.

## ANNOTATED AND ILLUSTRATED CATALOGUE.

## CONCHIFERA.

The families of the Conchifera, which are represented by the fossil species discussed in this article, are those only which are represented among the living non-marine mollusca; because, so far as we now know, there is not a single representative of an extinct family among all those species. Moreover, the principal genera are the same among both the fossil and recent forms, and in only a few cases at most is there a sub-generic difference, or even a difference in the subordinate types into which certain of the genera may be divided; although all the species are regarded as extinct.

It should be understood that this article is a review, and not a revision, of published species. Therefore, the genuineness of the different species which have been published by various authors is seldom called in question, even when it is doubted, as it is in a number of instances. It is thought best on this occasion to present the subject somewhat historically, and defer a critical revision of the species to another time.

## OSTREIDÆ.

Although the Ostreidæ of the present time are much less frequently found living in the waters of the open sea than in those of bays and estuaries, the fossil shells of all the various generic groups of that family are often found quite abundantly associated with those of such molluscan forms as must be regarded as having been denizens of the open sea. Indeed, both the Mesozoic genera *Gryphæa* and *Exogyra* seem to have been invariably of open-sea habitat; while *Ostrea* proper has, in all the Mesozoic and Cenozoic epochs, existed in both marine and brackish waters; but the last-named genus seems to have always been in past times the only representative of the Ostreidæ that has lived in brackish waters, while none of the family have probably ever lived in perfectly fresh waters.

The most noteworthy examples of the fossil brackish-water Ostreidæ of North America, namely, those of the Laramie Group, occur in strata that contain no truly marine forms, but which are frequently found to closely alternate with other strata in which fresh-water and land mollusca prevail; and, indeed, there are often found associated with these shells of *Ostrea* those of species whose living representatives exist only in fresh waters. But as it is my intention to prepare a separate essay for a future report on all the fossil Ostreidæ of North America, little more than incidental reference will be made to this family in this article—even to those species of *Ostrea* which constitute parts of the brackish-water fauna herein discussed. Since, however, the molluscan fauna

of the great inland brackish-water sea which existed during the Laramie period will be necessarily somewhat frequently referred to and briefly discussed on following pages, it is thought best to make the series of its illustrations the more complete by presenting a few figures of the more characteristic forms of its Ostreidæ, which will be found on Plates 9, 10, 11, and 12.

Five species of *Ostrea*\* have been described and published by various authors from strata which are now regarded as belonging to the Laramie Group; but in view of the known wide range of variation among the species of this genus, and the actual discovery of many intermediate forms which connect at least a part of those supposed species together, it is now thought that the strictly specific forms of *Ostrea* which have been discovered in the Laramie Group do not number more than two or three at most. †

It is interesting to note how closely some of these ancient species of *Ostrea* are allied to living forms, a good example of which is afforded by *O. wyomingensis*, as may be seen by comparing the figures of it on Plates 10, 11, and 12, with the shells of the common *Ostrea virginica*, now living so abundantly upon our Atlantic coast. So closely, indeed, are some of the fossil specimens like living ones that, but for their partially mineralized condition, the former might easily be taken for damaged examples of the living species.

While the Ostreidæ have formed a more or less prominent feature of all the molluscan faunæ whose remains are found in all the marine deposits from the Jurassic period to the present time, we have yet discovered no remains of the family in any North American strata of any of the epochs between the close of the Laramie period and the beginning of the Post Tertiary which can be properly referred to a brackish water origin. Therefore the consideration of this family as contributing any of its species to non-marine molluscan faunæ must cease in this article with the references that are made to the fauna of the Laramie Group.

Precisely similar remarks may be made concerning the genera *Anomia*, *Corbicula*, *Corbula*, and *Neritina* so far as regards the extinction of all the species of those genera in the waters of the Laramie Sea as a consequence of their becoming completely freshened at the close of that period; and, also, because of the non-discovery of any brackish water deposits of a later date than that period in which such remains may have been deposited.

#### ANOMIIDÆ.

Since among fossil faunæ *Anomia* is an almost constant associate and sometimes, as, for example, in many of the layers of the Laramie Group,

\* These were named, respectively, *Ostrea subtrigonalis* Evans & Shumard; *O. glabra* Meek & Hayden; *O. arcuatis* Meek; *O. insecuris* White; and *O. wyomingensis* Meek. Examples of all these forms are figured on the plates accompanying this article.

† See remarks on this subject in An. Rep. U. S. Geol. Sur. Terr. for 1877, p. 162. Also, *ib.* for 1878, Part I, p. 56.

apparently the only immediate associate of *Ostrea*, the same general remarks may be made concerning the Anomidae that have just been made concerning the Ostreidae so far as they are applicable to the subject of this article. The earliest known North American species of *Anomia* have been found in Cretaceous strata, the greater part of them having by the different authors who have described them been reported as associated with forms that must be regarded as of marine origin, but some of them are known to have existed in the estuaries that indented the sea coasts of the Cretaceous period.

One estuary species, *A. propatoris*, White, was discovered by Mr. Meek in an interesting estuary deposit of Cretaceous age at Coalville, Northern Utah, where it was found associated with *Cyrena*, *Unio*, *Valvata*, *Melampus?* *Physa*, and also with some marine forms. It is represented on Plate 5. In the marine Cretaceous strata of the same neighborhood some imperfect examples of *Anomia* have been found which seem to be specifically identical with *Anomia propatoris*. If this identification is correct it seems to prove that the species in question ranged from marine to brackish waters. This supposition is a plausible one, because certain living species of mollusks are known to have a similar range of habitat.

*Anomia propatoris* is very closely like some of the various forms of *A. micronema* presently to be mentioned, and the former not improbably represents the latter species ancestrally.\*

Two other species of *Anomia* only are known, which come within the scope of this article, both of which are found in the strata of the Laramie Group in Colorado and Wyoming; although it is by no means unlikely that other species existed in the brackish waters of all the epochs that have passed since the family was first established. These two species are *A. micronema* and *A. gryphorhynchus*, Meek. They are both represented on Plate 12. Both are from the Laramie Group, and although in the same neighborhood they are seldom found associated in one and the same layer.

It has been the subject of frequent remark that not a single example of the under valve of either of the three species of *Anomia* herein noticed has ever been discovered, although hundreds of examples of the upper valves of at least two of the species has been obtained, at many different localities, in a good state of preservation. I was lately so fortunate however as to find in the Laramie strata of Northeastern Colorado several examples of the under valve of *A. micronema*, one of which is illustrated by Fig. 11, on Plate 12. That the under, or byssus-bearing, valves of *A. micronema* at least have been so generally destroyed is due to the fact, first, of their extreme thinness, and, secondly, to the fact that, with the exception of a thin, porcelainous layer in the middle portion, the whole valve is composed of a prismatic layer, like

\* See remarks in An. Rep. U. S. Geol. Sur. Terr. for 1878, Part I, p. 14, pl. 12, fig. 15.

the shell of *Pinna*; the pearly layer, which gives such strength to the upper valve, being apparently entirely wanting in the lower. This prismatic layer breaks up into its component prisms with great facility. The characteristics of the under valve of *A. micronema*, as well as those of the upper valve, show it to be a true *Anomia*; thus presenting evidence of the great antiquity of the genus just as it exists to-day.

## MYTILIDÆ.

This family is very sparingly represented in the brackish water strata of North America, and not at all, so far as is now known, in either any existing fresh waters, or in any strata of purely fresh-water origin; yet the family has representatives in some of the strata of all the geological ages, from the Paleozoic to the present time. The only genus of this family which has been recognized among the fossil collections from our brackish water strata is *Volsella* Scopoli; and all the examples of it that have been discovered in those strata are apparently referable to the subgenus *Brachydontes* Swainson.

Two species have been described from the Laramie Group of Wyoming and Colorado, namely *Volsella (Brachydontes) regularis* and *V. (B.) laticostata* White;\* both of which are represented on Plate 13.

An undescribed form of this genus is also known to exist in the Bear River Laramie beds of Southwestern Wyoming. At least one species, which is closely allied with those just mentioned as coming from the brackish-water strata, is known to exist in the marine Cretaceous strata of the same region in which those Laramie species occur, and it is not improbable that they are genetically related with each other.

The genus *Dreissena* Van Beneden, a living species of which is so common in certain of the rivers of Europe and Western Asia, and which genus is so abundantly and variously represented in the fresh-water Tertiary deposits of Eastern Europe, is not known to be represented in North America by a single species, either living or fossil. Neither is *Adacna* Eichwald known in North America, either fossil or recent, although so common in Eastern Europe and Western Asia, in brackish waters and brackish-water formations.

The genus *Mytilus*, although it is recognized by Meek in the marine Cretaceous strata of the epoch which immediately preceded the Laramie period, seems not to have survived in the brackish waters of that period as did *Ostrea*, *Anomia*, and *Volsella*.

In the foregoing discussion of the three families Ostreidæ, Anomiidæ, and Mytilidæ, representatives of which are now so abundant upon our marine coasts, it will be seen that especial reference has been had to the fauna of the Laramie and other great groups of strata in the western portion of the continent. This arises from the fact which has already been stated or alluded to, that in the epochs represented by those groups, the conditions were, in that region, widely extended and

\* An. Rep. U. S. Geol. Sur. Terr. for 1878, Part 1, pp. 58, 59, pl. 25, figs. 3 & 4.



very favorable for the development of brackish and fresh-water faunae; while whatever of estuary deposits may have been made during the periods that have elapsed since paleozoic time in those regions which now constitute other portions of the continent, have been nearly or quite destroyed by the geological changes that have occurred, or they have hitherto escaped discovery. Consequently, as has already been remarked in relation to the Ostreidae, discussion of not only the brackish-water representatives of these three families, but of all brackish-water forms will cease in this article with the references that are made to the fauna of the Laramie period. Discussion of the fresh-water and land mollusca will be continued to a much later epoch by references to their fossil remains, because favorable and extensive fresh water conditions continued in Western North America long after the wide-spread brackish waters of the Laramie period had ceased there.

But even as regards these purely fresh-water and land molluscan families, few of their remains have yet been discovered which are referable to the epochs which passed between the Eocene and the present time. These deficiencies of the geological record and their zoölogical bearing will be made apparent as the different known faunae are presented in their order on the following pages.

#### UNIONIDE.

For various reasons, no family of non-marine fossil mollusca is of greater interest than the Unionidae, especially since the discovery of the large number of species in the Mesozoic and Cenozoic strata of Western North America, and of the rich Unionic fauna of the Tertiary deposits of Eastern Europe.

Although certain shells found in the Carboniferous and Devonian strata of Europe and America have been referred to the Unionide by different authors, the accuracy of such reference has been by others seriously questioned; and American paleontologists at least have of late years not generally recognized as belonging to that family any shells found in strata of earlier than Mesozoic time.\* Prof. James Hall has, however, recently expressed the opinion† that the two bivalve species, which were named by Vanuxem *Cyprieuridites catskillensis* and *C. angustata*, respectively,‡ belong to the genus *Anodonta*; and that the Montrose and Oneonta sandstones (later Devonian) in which those species occur, were "deposited under estuary and fresh-water conditions."

Aside from the apparent Unionic characteristics of these shells, and the other facts upon which Professor Hall bases the opinion he has expressed, the wide differentiation, which is now known to have become fully established among the Unionidae, at least as early as the later portion of Mesozoic age, points to a very early period for the origin of the family.

\* See remarks on a following page on spurious and doubtful species.

† See "Science" for December, 1889.

‡ Vanuxem's Rep. Geol., 3d District, New York, p. 186.

It is not improbable, therefore, that representatives of the Unionidae existed as early as the later Devonian, as has been suggested by Professor Hall. This opinion, furthermore, is all the more probably correct, because of the known fact that a well developed land-molluscan fauna existed during the Coalmeasure period, and apparently also in the Devonian, all the known species of which are mentioned on the following pages and figured on accompanying plates. Although it may not be regarded as certain that the *Cypriocardites catskillensis* and *C. angustata* of Vanuxem really belong to the genus *Anodonta*, copies of Vanuxem's original figures are given on Plate 1, for the purpose of comparison.

Dr. J. W. Dawson, in his *Arcadian Geology*, second edition, describes seven species of edentulous bivalves from the Coalmeasure strata of Nova Scotia, under the generic name of *Naiadites*. He states his belief that they are the shells of brackish-water or fresh-water mollusks "affiliated to the Mytilidae or Unionidae." The shell structure, as given by Dr. Dawson, is like that of the Unionidae and unlike that of the Mytilidae. It seems, therefore, not improbable that at least a part of his species really belong to the Unionidae. Three of those species, namely, *Naiadites carbonaria*, *N. elongata*, and *N. lewis*, are represented on Plate 2, the figures being copies of Dr. Dawson's original illustrations in the work referred to.

If these Devonian and Carboniferous shells do not really belong to the Unionidae, the earliest known members of that family now known to exist in North American strata are two or three species, specimens of which were collected by Prof. E. D. Cope in the valley of Gallinas Creek, New Mexico, from strata which he regarded as of Triassic age.\* These shells belong unquestionably to the genus *Unio* proper, as is shown by the character of the hinge and the muscular markings. The outer prismatic layer of the shell which characterizes the Unionidae is also well preserved on some of the specimens. One of these forms, which is figured on Plate 3, was described by Mr. Meek,† under the name of *U. cristonensis*, and specific names were also proposed for the two other forms, the specimens of which he deemed to be too imperfect for characterization.‡ There are some reasons for regarding the strata from which these shells were obtained as of Jurassic instead of Triassic age, but further investigation is needed before such an opinion can be confidently expressed. The figure of *U. cristonensis* is drawn from one of the best of Mr. Meek's type specimens, but which is nevertheless very imperfect. The species has never before been figured.

While *U. cristonensis* is probably the most ancient published North American species of *Unio*, this portion of the subject ought not to be

\* An. Rep. Expl. and Sur. west of the 100th meridian, for 1875, p. 81.

† An. Rep. Expl. and Sur. west of the 100th meridian, for 1875, p. 83.

‡ These two names are respectively *Unio gallinensis* and *U. terra-nubra*; but the specimens to which they are applied are really too imperfect to justify the application of any specific names.

passed over here without reference to the fact that Dr. S. G. Morton, Mr. T. A. Conrad, and Dr. Isaac Lea have all described fossil species which they regarded as belonging to the Unionidae. They were, however, either incorrectly referred to that family, or the formations from which they were respectively obtained are incorrectly stated; and they are, therefore, enumerated under the head of spurious and doubtful species on following pages.

That the Unionidae existed within the area that now constitutes Western North America in the Jurassic period, and that the genus *Unio* of Retzius had then not only become established, but had reached a good degree of differentiation as regards the establishment of subordinate groups of forms within that great genus, is apparently beyond reasonable doubt; and in this article the question is treated as affirmatively settled. At the same time it should be stated that in the case of at least a majority of the alleged discoveries of fresh-water molluscan species in Jurassic strata, some doubt has been thrown upon the genuineness of the fresh-water origin of the strata in which they were deposited, or upon the actual Jurassic age of those strata.

The first discovery in North American Jurassic strata of shells which are referable to the Unionidae was announced by Meek & Hayden in connection with the publication of *Unio neucalis*,\* which is figured on Plate 3. Those authors, however, expressed a remote doubt as to whether the strata in question, which occur in the vicinity of the Black Hills, are really of Jurassic age. No other examples of this species besides the type specimens have ever been discovered. They are shown to be those of true *Unio* by the hinge characters observable upon one of the specimens; and the outer prismatic shell-layer is observable on all of them. They were found associated with shells, which Meek & Hayden referred to the genera *Planorbis*, *Valvata*, *Viriparus*, *Neritella*, and *Lioplacodes* respectively.

Another Jurassic species referable to this family is *Unio stewardi*, White, which was described from some imperfect specimens that were collected from Jurassic strata by Mr. J. F. Steward in Northern Utah.†

Fig. 1, on Plate 3, is an outline illustration of this species which has been made up by help of several fragments, no perfect example having ever been discovered. It is believed to represent closely the outline and general aspect which the species presented while living. It is an interesting form, because it illustrates the fact that at least one of the subordinate types of *Unio* that now exists among the living species of the Mississippi River system was established at that early epoch.

The next known member of the Unionidae, the appearance of which is to be mentioned in the order of geological time, is an interesting form

\* Paleontology of the Upper Missouri, p. 92, pl. iii, fig. 13.

† Powell's Report, Geology of the Uinta Mountains, p. 110.

which was described by Meek & Hayden,\* from Southeastern Dakota, under the name *Margaritana nebrascensis*. It was obtained from the Dakota Group, which is the earliest group of the Cretaceous strata in the North American series; and it was found associated with *Cyrena dakotensis* and *Phacella? dakotensis* of the same authors. These forms indicate a brackish-water, probably estuary, origin for at least the layers in which these fossils occur, although the remains of marine mollusca are found in other parts of the same group. *Margaritana nebrascensis* is represented by two figures on Plate 4, which figures are drawn from the principal type specimen.

In shape and general aspect this shell resembles some of the living forms of *Margaritana*, but it is of a somewhat different type from any known living species of that genus. It differs still more from any of the other known fossil Unionide, except the form which was described by Gabb† from the Cretaceous strata of Vancouver's Island under the name of *U. hubbardi*. This suggestion of congeneric relationship is based upon the external characteristics alone which both present, because nothing is yet known of the character of the hinge of *U. hubbardi*. The hinge of *M. nebrascensis*, as ascertained by Meek, seems to warrant its reference to the genus *Margaritana*, and if this reference is correct, that species is, with the probable exception of the *U. hubbardi* of Gabb, the only known North American fossil form which can be properly referred to *Margaritana*. But, as before intimated, it probably belongs to a subordinate type of that genus which early became extinct. *Unio hubbardi* is represented by copies of Mr. Gabb's figures on Plate 5.

Mr. Gabb also described and figured‡ another species, a strange bivalve form from the Cretaceous strata of California, under the name of *Unio peacultimus*, of which he seems to have had very imperfect specimens. Figure 1, on Plate 5, is a copy of Mr. Gabb's original figure of this form. He expressed no doubt of the correctness of his reference of that species to the genus *Unio*, and, notwithstanding its unusual form, there appears to be no reason to suppose that it may not belong at least to the Unionide. If it really is a member of this family it presents an interesting example of a subordinate type which has become extinct, while many co-ordinate types which existed contemporaneously with, or shortly after it, have come down to the present time unchanged. It is a significant and interesting fact, especially in connection with the reference of his Coalmeasure genus *Naiadites* to the Unionide by Dawson, that both of the Uniones which were described by Gabb from the Cretaceous strata of the Pacific coast were found in strata associated with the coal beds of that period.

The three last-mentioned species of the Unionide are, with one exception, all that are at present known to have existed within the area which

\* U. S. Geol. Sur. Terr., vol. ix, p. 114, pl. 1, fig. 5.

† Paleontology of California, vol. ii, p. 190, pl. 30, fig. 86.

‡ Paleontology of California, vol. i, p. 182, plate 24, fig. 164.

is now occupied by the North American continent during the epochs that all geologists agree in referring to the Cretaceous period. It cannot be doubted, however, that many representatives of the family really lived during that period, the remains of most of which are probably forever lost, but some of which we may yet hope to discover. The exception that has been referred to is a species, the only known remains of which consist of a few fragments, too imperfect for specific characterization, which were found in the Estuary deposit at Coalville, Utah, which has already been referred to as furnishing *Anomia propatoris*, and is yet to be mentioned in connection with certain other species.

The cause of the apparent paucity of *Uniono* and other non-marine molluscan remains in strata of Cretaceous age, is not, probably, that such mollusca did not then exist in very many places in greater or less abundance; but it is probably due to the fact that few of the non-marine deposits of those epochs have escaped destruction.

We come now to the consideration of a geological period, namely, the Laramie (which is also a remarkable period of time in the evolutionary history of the *Unionidæ*), in which the physical conditions within the area now occupied by the North American continent were exceedingly favorable to the existence and development of non-marine mollusca. The chief of these conditions was the wide prevalence of brackish and fresh waters during the whole of that period. During the Laramie period there existed a *Uniono* fauna that, for differentiation into a great variety of subordinate types, is truly remarkable when we remember that it occurred at a time so remote.

It is also a remarkable fact that a large proportion of these types are precisely those which now characterize the peculiar and rich *Uniono* fauna of the Mississippi drainage system. A part only, and apparently an unimportant part, of those subordinate types that existed during the Laramie period appear to have become extinct.

In tracing the evolutionary history of any family of mollusca we should, in a general way at least, expect to find that the simplest forms were the first to appear in the order of time; and although simplicity of form of the shell is not by any means a necessary correlative of simplicity of structure in the mollusk which produced it, we nevertheless naturally inquire whether the simple shells of *Anodonta* did not precede in geological time the more complicated shells of *Unio*. This may or may not have been the case; for the difference in actual zoological rank between the two genera is at best measured only in part by the differences in the shells of each genus.

If, however, Professor Hall's suggestion is correct, that the two Devonian forms that have already been referred to, belong to the genus *Anodonta*; and if Dr. Dawson is correct in referring his Carboniferous genus *Xaiadites* to the *Unionidæ*, the evidence seems to be strongly in favor of the opinion that *Unio* was actually preceded in geological time by *Anodonta* and other edentulous *Unionidæ*.

On the other hand, if those two Devonian species are rejected as not being members of the Unionida, the earliest species of *Anodonta* that are yet known in North American strata have been obtained from the Laramie Group, although, as we have seen, diverse and characteristic forms of true *Unio* existed as early at least as the Jurassic period; and *Margaritana* appears also to have existed in the earliest epoch of the known North American Cretaceous.

One of the two species of *Anodonta*, which have been discovered in the Laramie Group, namely, *A. propatoris* White, from the Judith River beds of the Upper Missouri River region,\* is represented on Plate 19. In form and general aspect it is exceedingly like certain species which are now living in North American waters. The example represented by Figs. 7 and 8, on Plate 19, is not of fully adult size, as is shown by an accompanying figure of another, but less perfect example; but it serves to illustrate the form of the species with considerable accuracy. Fragments found associated with them show the characteristic edentulous hinge of *Anodonta*, one of which is represented on that plate. Indeed there can be no reasonable doubt that both *Unio* and *Anodonta* have come down from at least the close of Mesozoic time, wholly unchanged, not in generic characters only, but in those characteristics also which separate subordinate types within those genera from each other.

The other Laramie species of *Anodonta*, namely, *A. parallela* White,† was obtained from the valley of Crow Creek, Northern Colorado; but only fragments of the shell have yet been discovered, Fig. 5, on Plate 19, being a restoration of the form, which has been prepared by aid of those fragments. It is an unusually elongate form, but it is apparently a true *Anodonta*.

At the present time lacustrine waters appear to form a more congenial habitat for *Anodonta* than fluvial waters do, although various species of that genus occur in both; but notwithstanding this fact, no specimens of *Anodonta* have been discovered in any of the great lacustrine deposits of Tertiary age which succeeded those of the Laramie Sea in Western North America, although several species of true *Unio*, as well as other fresh-water molluscan forms, are frequently found in those deposits. Notwithstanding the fact that so few of the remains of *Anodonta* have been discovered, it cannot be doubted that it was continuously represented by different species from at least as early a period as the Laramie down to the present time.‡

Returning again to the genus *Unio*, we find it remarkably well represented in the strata of the Laramie Group and those of the immediately succeeding fresh-water Eocene Tertiary groups.

That division of the Laramie Group which is known as the Bear River

\*An. Rep. U. S. Geol. Sur. Terr. for 1878, Part I, p. 62, pl. 24, fig. 2.

†An. Rep. U. S. Geol. Sur. Terr. for 1878, Part I, p. 62, pl. 24, fig. 3.

‡See reference to *Anodonta decurtata*, Conrad, under the head of spurious and doubtful species.

Log Creek  
Beck Creek,  
Montana.

beds, and which is better known in Southwestern Wyoming and the adjacent parts of Utah than elsewhere, is probably somewhat earlier in its origin than those divisions of the group which occur in other portions of that great western region.\* Therefore the two species of *Unio* which those strata have furnished may be properly first considered.

One of these species, which is represented on Plate 6, is interesting as the type of what was regarded by Mr. Meek, who described the species under the name of *Unio belliplicatus*,† as a distinct subordinate type of *Unio*, to which he subsequently gave the subgeneric name of *Loropleurus*.‡ As this species has the true hinge structure, pallial and muscular markings, and ordinary external form of *Unio*, its assumed type characteristics consist only of its peculiar style of surface plication. It may well be questioned whether this feature is sufficient to base a subgeneric distinction upon, especially as the bent plications seem to consist essentially of a blending of small concentric folds, which are developed only near the beaks, with radiating folds, both of which are respectively found upon various other species of *Unio*.

The other species which has been referred to as occurring in the Bear River Laramie beds, and with which *U. belliplicatus* is usually associated, is *Unio velustus* Meek,§ which is figured upon Plate 7. This species has an external form somewhat similar to that of *U. belliplicatus*, but its surface is plain, except that a few more or less distinct concentric wrinkles are usually observable upon the beaks; and sometimes one or two faint radiating raised lines appear upon each side of the postero-dorsal portion. Both species have all the characteristics of true *Unio* well developed, and both have the front shorter than is usual among living species of that genus which have a like transversely oval outline. In the latter feature they agree with other fossil species, which are presently to be noticed.

Those strata belonging to the great Laramie group, which are somewhat extensively developed in the Upper Missouri River region, and which have become generally known as the Judith River beds, have furnished a considerable number of species of *Unio*, besides one species of *Anodonta*, which has already been mentioned.

All the species of *Unio* noticed in this article, especially those of the Laramie and fresh-water Eocene groups, may be divided into several natural sections, each section representing a subordinate type of *Unio*, which, with one doubtful exception presently to be noticed, has repre-

\* This suggestion that the Bear River beds are older than the other portions of the Laramie Group is not made with entire confidence. It is based wholly upon the greater dissimilarity that appears between the fauna of the former than that of the latter when both are compared with living mollusca. This dissimilarity may, of course, be due to other causes than the supposed greater length of time since the existence of the Bear River fauna than has passed since that of the other portions of the Laramie group was living.

† Geol. Sur. 40th Parallel, Vol. iv, p. 165, pl. xvi, fig. 4.

‡ See U. S. Geol. Sur. Terr., Vol. ix, p. 515.

§ Geol. Sur. 40th Parallel, Vol. iv, p. 164, pl. XVI, fig. 5.

North  
with  
frontal

representatives now living in the waters of the Mississippi drainage system. These types of living *Uniones*, which have such well-defined representatives among the fossil species of the Laramie Group, are among those which, being characteristic of the molluscan fauna of the Mississippi drainage system, have come to be generally known as "North American types of *Unio*." So unmistakable is their relationship that no reasonable doubt can be entertained that the fossil, represent the living forms ancestrally.

In only one particular, if we except the peculiar plication of *U. belliplicatus*, do any of the fossil species of *Unio* of Laramie or Tertiary age assume a characteristic which is either not present or not clearly recognizable in any living species among North American *Uniones*. This excepted characteristic consists in the extreme shortening of the shell in front of the beaks in certain of the species which have also a considerable transverse elongation and an approximately oval outline; that is, instead of having the beaks situated near, or only a little in advance of, the mid-length of the dorsal border, as they are in all the living oval and some of the shorter forms, the beaks in the case of the fossil forms in question are placed very near to the front. Short forms of *Unio*, of living as well as fossil species, have their beaks placed thus far forward, but attention is called to the fact that it is only in the fossil species that this peculiarity has been observed in connection with such shells as are much elongated transversely. A living species, which perhaps more nearly than any other approaches in this respect the fossil species referred to, is *U. clarus* Lamarek, which is a common shell in the Ohio River and its tributaries. But this species is, in reality, only one of the short subtriangular forms, which is a little more than usually elongate.

The *Unio subspatulatus* of Meek & Hayden,\* from the Judith River beds, which is illustrated on Plate 14, may be taken as an example of an elongate shell with a shortened front, such as has been referred to. In this case, however, there is an unusual narrowing of the shell posteriorly.

Associated with *U. subspatulatus*, and closely related to it, is another form which was described by the same authors under the name of *Unio danae*,† and which is represented on Plate 17. This species has also been somewhat doubtfully identified in the Laramie strata of Southern Wyoming, further mention of which fact is made on a following page.

Two other species have been obtained from the Judith River beds, namely,‡ *Unio deneyanus* Meek & Hayden,‡ and *U. eryptorhynchus* White,§ both of which possess the shortened front in connection with a transversely oval outline, which features have already been discussed.

\* U. S. Geol. Sur. Terr., vol. ix, p. 518, pl. 41, fig. 1.

† U. S. Geol. Sur. Terr., vol. ix, p. 517, pl. 41, fig. 3.

‡ U. S. Geol. Sur. Terr., vol. ix, p. 519, pl. 41, fig. 2.

§ An. Rep. U. S. Geol. Sur. Terr., for 1878, Part I, p. 68, pl. 24, fig. 1.

North of  
Judith R.,  
Montana. Meek.

North of  
Judith R.,  
Montana. M.

— Sag Creeks,  
Montana.



These two species are represented on Plates 17 and 14 respectively. Some imperfect specimens of a form that seems to be specifically identical with *U. cryptorhynchus* have also been discovered in the Laramie strata at Black Buttes station. The correctness of this identification is rendered the more probable, because of similar identification of other molluscan species in both regions, one of which has already been mentioned.

Of the Uniones that are yet known from the Judith River beds, two species remain to be noticed mainly, *U. primærus* and *U. senectus* White,\* which are represented on plates 14 and 19 respectively.

These two species differ much in external form, but both are marked by small rugose plications upon the postero-dorsal portion of the surface, a feature which is not unusual among living North American species of *Unio*, but which is possessed by few of the known fossil species.

The aspect of these shells is so suggestive of certain features presented by some of the living forms of *Unio* just referred to, that it is only their fossilized condition which at first view conveys to the mind an impression of their great antiquity.

One other species, *Unio præscus* Meek & Hayden,† has also been obtained from the Laramie strata of the Upper Missouri River region; but this one is from the Fort Union beds which occur in a part of that great region which lies far to the eastward of that in which the Judith River beds are found. This species is of an ordinary oval outline, with a moderately short front, but without any noteworthy peculiarities. It is represented on Plate 14 by a copy of Mr. Meek's original figure.

In a single stratum of the Laramie Group at Black Buttes station, in Southern Wyoming, nearly a dozen species of *Unio* have been found, among which are some of the most interesting fossil forms of that genus that have ever been discovered. Some of these species have the peculiarly shortened front, together with a transversely oval form, of which mention has already been made; but in their general characteristics others of them are peculiarly like certain forms that are now living in the waters of the Mississippi drainage system.

Among these species from the Black Buttes locality is *Unio couesii*, White,‡ the largest species of that genus which has ever been found in North American strata. It is represented on Plate 16. Its large size, massive test, and general aspect strongly recall certain of the large Uniones that are found living in the waters of the Wabash and other rivers of the Mississippi drainage system.

Associated with *U. couesii* is another species, which is nearly as large, but of different form, namely, *U. endlichei* White,§ which is represented on Plate 15.

\* An. Rep. Sur. Terr. for 1878, Part I, pp. 69, 70, pl. 29, fig. 3, and pl. 28, fig. 1.

† U. S. Geol. Sur. Terr., vol. ix, p. 516, pl. 43, fig. 8.

‡ An. Rep. U. S. Geol. Sur. Terr., for 1878, Part I, p. 64, pl. 27, fig. 1.

§ An. Rep. U. S. Geol. Sur. Terr., for 1878, Part I, p. 66, pl. 26, fig. 1.

*U. primærus.*  
S. of Cow Island  
W. Missouri, in  
Montana.

Yellowstone B.  
40 miles above its  
mouth. Also  
mouth of Judith  
River.

*U. senectus*  
Valley of the  
Creek, Montana  
Also called  
the Yellow

The shells of both these large species are strong and massive, and both have strong and well developed cardinal and lateral teeth, such as are observable upon the shells of the large living river *Uniones*.

The other species of *Unio* that have been obtained from the Black Buttes locality have all been described by me under the following names respectively: *Unio propheticus*, *U. brachyopisthus*, *U. proaritus*, *U. aldrichi*, *U. gonionotus*, *U. holmesianus*, and a form which I have doubtfully referred to the *U. dauc* of Meek & Hayden\* has also been obtained there. These seven species are represented by appropriate figures upon Plates 13, 15, 16, and 19. They cannot fail to be especially interesting to those who are familiar with the *Unio* fauna of the Mississippi drainage system.

The form which is represented by figures 1 and 2, on Plate 18, has already been referred to as having been doubtfully identified with *Unio dauc*, the type specimens of which species were obtained by Meek & Hayden from the Judith River beds of the Upper Missouri River region. It is not improbable that further comparison will make it necessary to regard the Black Buttes form as a distinct species.

In some respects, at least, the most interesting of these fossil species of *Unio* is *U. holmesianus* White. It is especially noteworthy as indicating, in connection with its associates, the wide diversity of subordinate types that the genus *Unio* had attained in the Laramie period, and also as affording a fine fossil example of one of the most characteristic subordinate types of *Unio* that are now peculiar to North American fluviatile waters.

*Unio gonionotus* White† is illustrated on Plate 13. It was discovered, by Professor Powell, in the Laramie strata of Southern Utah, where alone any specimens of the species have yet been found. It is an interesting form, especially because of the strong plications which it bears, and which are similar to those that characterize various living species, and also because it possesses the excessively shortened front which has before been noticed as characterizing other fossil *Uniones*.

Only one other species of *Unio*, which is referred to the Laramie Group, remains to be noticed by name in this article; but, judging from various fragments that have been found at different localities, it is quite certain that several, perhaps many, other species exist there. Indeed, the known wide diversity of type that the genus *Unio* had attained during the Laramie period seems necessarily to imply that a greater number of specific forms then existed than have yet been discovered.

The species last referred to, and which is illustrated on Plate 18, I have described under the name of *Unio mendac*‡. Specimens of it

\* For original descriptions and figures of these seven forms see An. Rep. U. S. Geol. Sur. Terr. for 1878, Part I, pp. 62-63, pl. 22, 26, 27, and 29.

†An. Rep. U. S. Geol. Sur. Terr. for 1878, Part I, p. 71, pl. 26, fig. 2.

‡Bull. U. S. Geol. Sur. Terr., vol. iii, p. 605.

*U. senectus*  
Valley of Sn  
Creek, Montana  
Also a valley  
the Yellowstone

have been collected, by Professor Powell, from certain strata in the Cañon of Desolation, and others, by one of the parties under Lieutenant Wheeler, from the coal-bearing strata at Wales, Utah, all of which probably belong to the upper portion of the Laramie Group. The specimens obtained at Wales were erroneously referred by me to *U. retutus* Meek,\* which species *U. mendax* resembles in certain particulars.

In the Eocene fresh-water deposits, which immediately succeeded the Laramie, several species of *Unio* have been found; and it is a noteworthy fact that while there was great diversity of form and considerable diversity of surface ornamentation among the species of *Unio* that existed in the Laramie period, all the species of that genus which have yet been found in the purely fresh-water Eocene deposits have a transversely oval form and plain surface; that is, there are among the latter no short forms, like several of those of the Laramie Group and many among living species, and none of them have the surface marked by plications, rugae, or pustules; nor are they marked in any other manner except by the ordinary concentric lines of growth. Most of these oval shells also have the beaks placed at least a moderate distance from the front, as is usual in the case of living species of oval form; but one of them at least possesses a shortened front, like that of several of the *Uniones* of the Laramie Group which have already been noticed.

The species referred to is *Unio clinopisthus* White, which is described and figured for the first time, as follows: *Unio clinopisthus* (sp. nov.), Plate 28, Figs. 1 and 2. Shell transversely elongate, short in front of the beaks, elongate and narrowing behind them to the posterior end; basal margin having a gentle sinuosity, there being a slight emargination just behind the midlength; front margin regularly rounded; dorsal margin proper rather short; postero-dorsal margin forming a long, convex, downward slope from the dorsal to the postero-basal margin, which latter margin is narrowly rounded; beaks depressed and placed near the front of the shell. A somewhat prominent, but not sharply defined, umbonal ridge extends from the beak of each valve to the postero-basal margin, giving a flattened space at the postero-dorsal portion of each valve. Surface marked only by concentric lines of growth.

Length, 63 millimeters; height, 30 millimeters; thickness, both valves together, 23 millimeters.

This species was collected by Dr. Hayden from the fresh-water Eocene strata, near Washakie Station, in Southern Wyoming.

Another species, quite a large one, to which I have given the name of *Unio Meekii*, changing it from *U. levi* Meek. which name was preoccupied, was obtained by Dr. Hayden from the Bridger Group of Southern Wyoming. This form is yet known only by fragments and natural casts of the interior; but it is known to have been a large, plain shell

\* Expl. and Sur. West of the 100th Merid., vol. iv, p. 206, pl. XXII, fig. 12, a, b, c, and d.

of transversely oval outline, and having the anterior portion rather short in front of the beaks.\*

The remaining three species of *Unio* yet to be noticed are all of the simple elongate, or transversely oval form, so common among living representatives of the genus.

The first is *U. shoshonensis* White,† which is figured on Plate 28. Specimens of it have been found at various localities in Southern Wyoming and the adjacent parts of Colorado and Utah, in the Walsatch Group of fresh-water Eocene strata there.

The next is *U. washakiensis* Meek,‡ which is figured on Plate 28, and which has a similar geographical range and geological position. It seems also to range upward into the Bridger Group.

The third and last is *U. haydeni* Meek,§ which is represented on Plate 28. This species closely resembles *U. shoshonensis* in external form, but it is a thinner and more delicate shell, with a more slender hinge. It also comes from a different group of strata. It is not improbable that *U. haydeni* is identical with the species that was described by Hall under the name of *Mya tellinoïdes*.|| For purposes of comparison Professor Hall's principal figure of that form is copied on Plate 28.

Although there are fresh-water deposits of considerable extent in Western North America of later date than the Eocene Tertiary epoch which have furnished numerous vertebrate, and a few molluscan remains, no Uniones, and only a few other bivalve species, which are referred to *Sphærium*, have been found in any of them. In a few instances, some Uniones have been discovered in certain Post-Tertiary deposits, but as they have all been referred to living species, they do not come within the scope of this article.¶

#### CYRENIDE.

The geological history of the Cyrenida of North America, as it is at present known, begins with the earliest epoch of the Cretaceous; but it was no doubt actually introduced much earlier.

The family has apparently never formed a very prominent feature of any molluscan fauna, either marine or non-marine, in any of the geological periods, except that of the Laramie, since its introduction. In this period there was so extraordinary a development of the genus *Cor-*

\* This species is described, and a cast of one valve figured in An. Rep. U. S. Geol. Sur. Terr., for 1878, Part I, p. 43, pl. 19, fig. 1. Owing to the imperfection of all the specimens of this species that have yet been discovered, no figure of it is given in this article.

† An. Rep. U. S. Geol. Sur. Terr., for 1878, Part I, p. 41, pl. 19, fig. 2.

‡ An. Rep. U. S. Geol. Sur. Terr., for 1878, Part I, p. 42, pl. 19, fig. 3.

§ Simpson's Report Great Basin of Utah, p. 364, pl. 5, fig. 11.

|| Fremont's Rep. Oregon and N. California, p. 307, pl. iii, figs. 1 and 2.

¶ For an interesting discovery of this kind, by Prof. John Collett, in Indiana, see 7th An. Report Geol. Sur. Indiana, p. 246. See also, on a following page, remarks on spurious and doubtful species.

*bicula* as to give an impression to the casual observer that the family then reached a culmination, but it was in reality a culmination of the genus *Corbicula* only.

In the Cretaceous strata of the western part of the continent several species belonging to the Cyrenidae have been discovered, all of which are referred to the genus *Cyrena* as distinguished from *Corbicula*.\* Only two of these species, however, are regarded as coming within the scope of this article, because all the others are found to be associated with such forms as are regarded as indicating a marine habitat, while those two species are associated with non-marine forms. Although in the Cretaceous period the genus *Cyrena* was established with all its distinctive characteristics, as they are at present known, and was represented by several known species in the southern portion of North America, with one or two exceptions the genus has not been recognized in strata of any geological period since the Cretaceous.

And again, although the genus *Corbicula* formed so conspicuous a feature of the fauna of the Laramie period, it is at present not known to occur in any North American strata of either earlier or later date than that period; if we except the *C. truncata* of Prime, which is understood to be of doubtful authenticity. These facts are significant as regards the genetic history of the family, and show, among other things, that our knowledge of that history is far from complete.

The earlier of the two non-marine fossil species of *Cyrena* that have just been referred to, is *C. dakotensis* Meek & Hayden,† which has already been mentioned on a previous page as an associate of *Margaritana nebrascensis* in strata of the Dakota Group in Southeastern Dakota. It is represented on Plate 4 by copies of Mr. Meek's original figures.

The other species is *Cyrena carletoni* Meek,‡ which is represented on Plate 5, and which was discovered by Mr. Meek in the Cretaceous estuary deposit at Coalville, Utah, which has already been mentioned in connection with remarks upon *Anomia propatoris*. The only examples of this species that have been discovered are small and delicate, and it is probable that they are all young shells.

Although the family Cyrenidae has evidently become well established in the estuary and marine waters of the Cretaceous period, at least by its typical genus *Cyrena*, it is in the strata of the Laramie Group, as before stated, that we find evidence of its greatest development, especially as regards the genus *Corbicula*. Among the fossil forms of that genus which the Laramie Group has furnished, three sections or subgenera are recognized, two of which have become extinct.

Beginning with the Bear River beds of the Laramie Group, which are perhaps somewhat earlier than the other known portions of the group,

\*For remarks on these genera, by Mr. Meek, see U. S. Geol. Sur. Terr., vol. ix, p. 157.

†U. S. Geol. Sur. Terr., vol. ix, p. 159, pl. I, fig. 1.

‡An. Rep. U. S. Geol. Sur. Terr. for 1878, Part I, p. 20, pl. 12, fig. 16.

*Theraps*  
*Lar.*  
 W. M.  
 stana  
 to mon  
 select  
 v. near  
 anton.

ry. Cec  
 sta, &  
 to, Col  
 Meek

we find in Southwestern Wyoming, and the adjacent parts of Utah, one species of *Corbicula* which is interesting as being the type of a section of that genus for which Mr. Meek proposed the subgeneric name of *Veloritina*.<sup>\*</sup> This species, which he described under the name of *Corbicula (Veloritina) darkei*,<sup>†</sup> is represented on Plate 8.

Two species of *Corbicula* were described by Meek & Hayden from the Judith River beds of the Upper Missouri River region, under the names respectively of *C. cytheriformis* and *C. occidentalis*,<sup>‡</sup> which are represented on Plates 22 and 23 respectively. The first-named species is referred to the typical section of the genus; but the latter approaches in form the type of the subgenus *Veloritina*. Both these species have also been obtained from Laramie strata of Bitter Creek Valley in Southern Wyoming.

The form which was described by Meek from that region, under the name of *C. bannisteri*, is regarded as identical with *C. occidentalis*.<sup>§</sup> This form is represented on Plate 17.

Two other Laramie species of *Corbicula* were described by Meek & Hayden, from the Upper Missouri River region, both of which are, however, from the Fort Union beds. They are respectively *C. nebrascensis* and *C. subelliptica*, both of which are represented on Plate 20. The latter has been recognized in the Laramie strata of Colorado east of the Rocky Mountains. It was referred by Mr. Meek to his subgenus *Leptesthes*.<sup>||</sup>

It seems not improbable that *C. nebrascensis* is only a young example of *C. cytheriformis*, but as that question is not yet settled, the former is here treated as a distinct species as well as the latter.

The Laramie strata east of the Rocky Mountains in Colorado, which were by Dr. Hayden designated as the Lignite Group, have been found in several localities to be especially rich in *Corbicula*. A part of these species are referable to the typical section of the genus and a part to the subgenus *Leptesthes*. To the latter subgenus belong *C. subelliptica* Meek & Hayden, *C. macropistha* White, *C. planumbona* Meek, and *C. cardiniaformis* White;<sup>¶</sup> all of which are figured on Plates 21 and 22.

Since the last-named form was published numerous other examples have been discovered which make it probable that it should be regarded as a variety of *C. fracta* Meek.

Other published species found in the valley of South Platte, and its tributaries in Colorado, are *C. eleburni* and *C. obesa* White,<sup>\*\*</sup> which are figured on Plates 20 and 23 respectively.

<sup>\*</sup> See U. S. Geol. Sur. Terr., Vol. ix, p. 161, for a diagnosis of this subgenus.

<sup>†</sup> U. S. Geol. Sur. 40th parallel, vol. iv, p. 167, pl. lvi, fig. 6.

<sup>‡</sup> U. S. Geol. Terr., vol. ix, pp. 520, 521, pl. 40, figs. 5 and 6. Also, An. Rep. U. S. Geol. Sur. Terr. for 1878, Part I, pp. 74, 75, pl. 21.

<sup>§</sup> See An. Rep. U. S. Geol. Sur. Terr. for 1878, Part I, p. 75.

<sup>||</sup> For diagnosis of this subgenus, see U. S. Geol. Sur. Terr., vol. ix, p. 161.

<sup>¶</sup> These species are described and figured in the An. Rep. U. S. Geol. Sur. Terr. for 1878, Part I. References are also given there to original descriptions.

<sup>\*\*</sup> See An. Rep. U. S. Geol. Sur. Terr. for 1878, part I, pp. 72, 73, pl. 23.

*cytheriformis*.  
Judith Lands, Judith  
R., Missouri,  
Utah.  
to mouth of  
Bitter Creek R.,  
near Fort  
Union. Meek.

by Creek  
strata, Oregon  
& Colorado.  
Meek.

*C. occidentalis*.  
Bad Lands of  
the Judith R.  
Meek.

Moreau R.  
Scholar, Meek.

In addition to the six species last-mentioned, the three which are described in the following paragraphs for the first time, have been discovered in the Laramie strata of South Platte Valley, Colorado, since the former were published.

*Corbicula berthoudi* (sp. nov.), Plate 21, figs. 1, 2, and 3.—Shell very large, subtrigonal in marginal outline, moderately gibbous; front concave immediately in front of the beaks; front margin regularly rounded; basal margin broadly rounded; postero-basal margin abruptly rounded up to the postero-dorsal margin, which latter margin slopes obliquely downward with a gentle convexity from between the beaks; hinge strong; all the teeth well developed, the lateral ones especially being long and large and crenulated upon their edges, as is usual with all the known species of *Corbicula* of the Laramie Group; muscular and pallial impressions having the usual characteristics; surface marked with the usual concentric lines.

Length of one of the largest examples in the collections, 62 millimeters; height from base to umbo, 54 millimeters; thickness, both valves together, 44 millimeters.

This fine large species, the largest yet known in North America, has been found only in the Laramie strata east of the Rocky Mountains in Colorado. It is named in honor of Capt. E. L. Berthoud, the first discoverer of the rich shell deposits of the Laramie Group in that region.

*Corbicula augheyi* (sp. nov.), Plate 21, figs. 4, 5, and 6.—Shell moderately large, sub-tetrahedral in marginal outline, postero-dorsal region not flattened, as in *C. berthoudi*; umbones full, rounded, considerably elevated above the hinge-line, front regularly rounded; basal margin broadly convex; posterior end truncated, the direction of the truncated margin usually a little backward of a line drawn perpendicularly with the base of the shell; postero-dorsal margin a little convex; hinge well developed; muscular and pallial markings of the usual character; surface marked by the usual concentric lines of growth, and usually by very faint umbonal ridges extending from the umbo to the postero-dorsal and postero-basal margins respectively upon each valve.

Length of an adult example, 46 millimeters; height from base to umbones, 38 millimeters; thickness, both valves together, 30 millimeters.

This species has yet been found only in the valley of South Platte River, in Northern Colorado, east of the Rocky Mountains. It is named in honor of Prof. Samuel Aughey, of Nebraska State University, who assisted me in the collection of the type specimens.

*Corbicula umbonella*\* Meek; Plate 21, Figs. 7, 8, 9, and 10.—Shell resembling *C. obesa* White, in most respects, but it is proportionally longer, the umbones are fuller and more elevated, and upon the posterior portion there are upon each valve two or three indistinct radiating rings. Upon other parts the surface is more than usually smooth.

\* See Bull. U. S. Geol. Sur. Terr., Sec. Ser., No. 1, p. 44, where this species is named but not described.

revision  
 must be  
 toward  
 both  
 fact  
 near  
 land  
 Miss  
 Meek

Length, 39 millimeters; height from base to umbones, 34 millimeters; thickness, both valves together, 26 millimeters.

The large series of examples of all the described species of *Corbicula* that have been obtained from the Laramie strata east of the Rocky Mountains in Colorado give unmistakable indications of genetic relationship between them. It has already been stated that *C. cardiniformis* is perhaps only a variety of *C. fracta*; and it may be remarked that *C. obesa*, *C. umbonella*, and *C. augheyi* hold similar relations to each other. It is not unlikely that when all the *Corbiculae* of the Laramie Group come to be fully studied, some of the species heretofore described must be abandoned; but in an article like this, it is thought best to make mention of, and to figure, all the forms that have been published by any author, as he has published them.

The species which Mr. Meek adopted as the type of his subgenus *Leptesthes*, namely, *C. (L.) fracta*\* Meek, has been found in considerable abundance at Black Buttes station, in Southern Wyoming, and sparingly also at other localities on both sides of the Rocky Mountains. It is figured on Plate 20.

This is the largest species of the subgenus *Leptesthes* yet known, and with the exception of *C. berthoudi*, herein described, the largest species of *Corbicula* that has ever been discovered in North American strata. The figures that are here given show it to be a very variable species as regards external form. Fig. 1, on Plate 20, is a copy of Mr. Meek's drawing from his type specimen. The partial truncation of the posterior border is a slight deformity of that specimen, and is not common to the species. The dimensions of that figure are also somewhat less than the average for adult shells. Figs. 4 and 5, on Plate 20, represent two views of a young example of ordinary form, but some examples of this species are more elongate transversely.

No examples of the genus *Sphaerium* have been found in any North American strata of older date than the Laramie Group, and none have been published from that group except the four species which were obtained by Meek & Hayden from the Upper Missouri River region, and described by them respectively under the names *Sphaerium planum*, *S. reticulatum*, *S. formosum*, and *S. subellipticum*.† These four species are all represented on Plate 17 by copies of Mr. Meek's original figures. The two first-named species are from the Judith River beds, and the other two from the Fort Union beds. Some fragments of a species of *Sphaerium*, which is perhaps different from either of the four species above referred to, have been discovered in the coal-bearing beds at Evanston, Wyoming, which beds seem to belong to the upper part of the Laramie Group.

A few imperfect examples, too imperfect for specific characterization, but evidently belonging to one or more species of the genus *Sphaerium*,

*Sphaerium*  
*formosum* & *S.*  
*subellipticum*,  
 both from  
 Judith R.  
 near Grand  
 Land, on the  
 Miss. R.  
 Meek.

*Sphaerium*  
*formosum* & *S.*  
*subellipticum*  
 are both fr.  
 Fort Union Gr.,  
 10 miles below  
 Fort Union.  
 Meek.

\* See U. S. Geol. Sur. Terr., vol. ix, p. 161.

† See U. S. Geol. Sur. Terr., vol. ix, pp. 526, 527, pl. 43.



have been found in the Eocene fresh-water deposits of Southern Wyoming, which are, like those of the Laramie Group, so similar to certain living species as to call for no distinguishing remarks.

We yet know nothing of the existence of *Spharium* in North America between the close of the Eocene epoch and the Post-Tertiary except the two species which were respectively described by Meek under the names *Spharium rugosum* and *S. idahoense*, both of which are represented on Plate 32 by copies of his original figures. The types of these two species were obtained from the fresh-water deposit of the Kawsoh Mountains of Northern Nevada, which is regarded as of Miocene age by parties connected with the United States Geological Survey of the 40th parallel.\* We do not yet know even so much as this of the history of the Unionidae between the close of the Eocene epoch and the beginning of the Post-Tertiary;† yet we cannot doubt that both *Unio* and *Spharium* flourished together somewhere during all that time.

PISIDIIDÆ.

Of the genus *Pisidium*, only one fossil species, namely *P. saginatum* White, has yet been discovered.‡ Its form is represented by figures 14 and 15, on Plate 20, and it is by its outward features alone that it is referred to *Pisidium*, the interior markings of the shell having never been ascertained. It was obtained from the series of coal-bearing strata near Evanston, Wyoming, which are at present understood as belonging to the upper part of the Laramie Group.

While it seems to be unquestionable that the living Unionidae of the Mississippi drainage system are generically descended from those species which, as we have seen, existed during the Laramie period, and from their associates which yet remain to be discovered, no descendants of the Cyrenidae which then existed seem to have survived the close of the Laramie period, except those of the genera *Spharium* and *Pisidium*. In fact, all three of the sections of the genus *Corbicula*, which have been mentioned as having lived during the Laramie period, seem to have required the same conditions of habitat that the contemporaneous *Ostrea* and *Anomia* did. When, therefore, at the close of the Laramie period, the waters of the interior region of North America became entirely fresh, all the forms of *Corbicula* which had flourished throughout that great region ceased to exist; while *Spharium* and *Pisidium*, whose habitat is in fresh water only, survived to the present time, doubtless in company with representatives of the Unionidae, and with many fresh-water gasteropods. This opinion of course implies not only the belief that while the living Uniones of the Mississippi drainage system are, either wholly or in part, directly descended from those whose remains

\* U. S. Geol. Sur. 40th parallel, vol. iv, pp. 182, 183, pl. xvi, figs. 1 and 2.

† That is, if we omit all those which are mentioned on following pages under the head of spurious and doubtful species.

‡ Powell's Report Geology of the Uinta Mountains, p. 128.

we find in the strata of the Laramie Group, but also the belief that the brackish water Cyrenidae which existed contemporaneously with them in the Laramie period are not thus ancestrally related to the living species of *Cyrena* and *Corbicula* of North America, but that the latter have come down by some other lines of descent which are not yet known.

## CORBULIDÆ.

The genus *Corbula* is represented by several species in the Cretaceous strata of North America; but all the species that are yet known from strata of that period are found associated with marine forms; and, as they no doubt lived in marine waters, they do not fall within the scope of this article. Three or four species are known to have lived during the Laramie period, the faunal associates of which indicate a brackish water habitat; and as no other fossil species of this genus have been discovered under such circumstances as to make it probable that they lived in other than marine waters, we shall have only those Laramie forms to discuss at the present time.

Nine species of *Corbula* have been described and named by different authors, from strata which have been studied at different localities, all of which strata are now referred to the Laramie Group; but at present I am disposed to regard less than half of them as distinct species, the remainder being regarded as at least no more than varieties of those species, respectively.

Mr. Meek regarded all the Laramie species of *Corbula* as not belonging to the typical section of the genus; and he referred one of them to the proposed subgenus *Anisorhynchus* of Conrad, and the others to *Pachyodon* Gabb. In this article, however, I shall treat all the species herein discussed as true *Corbula*, without expressing an opinion as to the sections of the genus proposed by Conrad and Gabb; but it is proper to call attention to the fact that the first two mentioned of the following species present a facies or type which is quite different from that of any living North American species of *Corbula*. Indeed, we may regard these Laramie forms as representing extinct lines of descent, for it is practically certain that the line of descent of none of the living species of *Corbula* has come down through any of those of the Laramie period as represented by the strata which we now know as the Laramie Group.

The reasons for this opinion are expressed in the remarks that have been made in relation to the Cyrenidae of the Laramie Group, and the subject is further discussed in the remarks which close this article.

Since the Bear River beds are hypothetically regarded as the earlier portion of the Laramie Group, the first of the species of *Corbula* to be mentioned is *C. pyriformis* Meek,\* which has been found only in those beds, and their equivalents in Southwestern Wyoming and the adjacent

\* See Simpson's Rep. Great Basin Utah, p. 361, pl. v, figs. 9 and 10. Also U. S. Geol. Sur. 40th Parallel, vol. iv, p. 170, pl. xvii, fig. 2.

parts of Utah. It is represented on Plate 8. Mr. Meek described another form in connection with this under the name of *C. englemanni*, but the numerous examples that have been collected from those strata show such a degree of variation as to make it very doubtful whether the difference between the two forms is anything more than individual variation. *C. englemanni* is therefore regarded as a synonym of *C. pyriformis*.

An interesting species, which occurs in the valleys of Bitter Creek, Southern Wyoming, and Yampa River, Northwestern Colorado, was described by Mr. Meek under the name of *Corbula undifera*, which is illustrated on Plate 18. A variety of this species, which also occurs in the valley of Bitter Creek, but at a higher horizon in the Laramie Group by several hundred feet, was described by me under the name of *C. subundifera*.\* Although the latter is now regarded as only a variety of the former, yet the variation is quite constant and readily recognizable, as may be seen by comparing the figures of the variety with those of the typical form on Plate 18.

Two species were described by Meek & Hayden from the Judith River beds of the Upper Missouri River region, under the names respectively of *Corbula subtrigonalis* and *C. perundata*, both of which I regard as belonging to one and the same species. Furthermore, the two species which were described by Meek from the Laramie strata of the valley of Bitter Creek, Southern Wyoming, under the names respectively of *C. tropidophora* and *C. crassatelliformis*, I regard as also belonging to that species, making three synonyms of *C. subtrigonalis*.† Figures of these forms may be seen on Plate 19.

One other published form of *Corbula* only remains to be noticed in this article, namely, *C. maeriformis*,‡ which was described by Meek & Hayden from the Fort Union beds of the Upper Missouri River region, and which has hitherto been found nowhere else. It is represented on Plate 18.

The non-marine bivalve mollusca that have been noticed on the preceding pages comprise only six families, while, as we shall see, their associated gasteropod families were more than double that number. This unmerited proportion of the families pertaining to the Conchifera and Gasteropoda, respectively, may be taken as about the same as that which obtains in those two classes among living non-marine mollusca. Indeed, the families which have been recognized among these fossil forms are no other than those under which we group their living representatives.

\* For descriptions and figures of both these forms see An. Rep. U. S. Geol. Sur. Terr. for 1878, Part I, pp. 80, 81, pl. 29.

† For descriptions and figures of these forms and remarks upon them see U. S. Geol. Sur. Terr., vol. ix, pp. 529, 530, pl. 40; An. Rep. U. S. Geol. Sur. Terr. for 1870, p. 315; *ib.* for 1872, p. 514; *ib.* for 1878, Part I, pp. 80, 81, pl. 25.

‡ U. S. Geol. Sur. Terr., vol. ix, p. 528, pl. 42, fig. 7.

Monks of  
Judith R. }  
Montana. }  
Meek.

Fort Clark,  
Sabala. Meek.

Moreover, the majority of the genera, and many of the subordinate divisions of those genera, possess no recognizable variation from those under which we are accustomed to range the living species. We have, however, seen that a small number of those subordinate types among the Conchifers have become extinct; and we shall see that still more of them among the Gasteropoda, together with a few of that class that we regard as full genera, have also become extinct; but yet the fact remains that these ancient non-marine mollusca, as a whole, are wonderfully like their living representatives.\*

#### GASTEROPODA.

Although, in zoölogical rank, the gasteropoda are so much in advance of the Conchifera, the various families of the former seem to have been developed as early in geological time as those of the latter; and so far as we are now acquainted with the history of the fossil non-marine mollusca of North America, it appears that highly organized land pulmonate gasteropods were introduced quite as early as any of the Conchifers. Indeed, from present indications, we are led to believe that the relations of the different classes of non-marine mollusca to each other were much the same in all geological epochs as they are to-day.

#### AURICULIDÆ.

Three or four species of gasteropods have been discovered in the Cretaceous estuary deposits, and those of Bear River, Laramie series, which are regarded as belonging to the family Auriculidæ; and these are the only members of that family which have been discovered in North American strata, and the only ones that come within the scope of this article.

One of these species was discovered by Mr. Meek in the Cretaceous estuary deposit at Coalville, Utah,† which has already been mentioned

\*There have been found in the Laramie Group two Conchifers and one Gasteropod, which, so far as is now known, have living allies only in marine waters, and they are therefore not enumerated in this article, although they seem to have survived in the brackish water Laramie Sea from the time when it was an open sea of marine saltness. They are respectively *Nuculana iuchara*, *Aritaea holmesiana* and *Odontobasis buccinoides* White. With these exceptions, all the known molluscan species of the Laramie Group are such as we should naturally refer to some non-marine habitat. It is not at all improbable that these species of genera which are usually characteristic of open-sea waters survived the land-locking of the Laramie Sea, and did not yield up their existence until the complete freshening of the waters took place, when their associates *Corbicula*, *Corbula*, *Neritina*, &c., also ceased to exist. The species which was described by me as *Odontobasis? formosa* probably belongs to some genus of the Ceriphasiidae. For remarks upon the species referred to in this note, with descriptions and figures, see An. Rep. U. S. Geol. Sur. Terr. for 1878, Part I, pp. 59, 60, 102, and 103; plates 20, 25, and 28.

†An. Rep. U. S. Geol. Sur. Terr. for 1878, Part I, p. 23, pl. 12, fig. 11.

in connection with *Anomia propatoris* and *Cyrena carletoni*. It was originally described by Meek under the name of *Melampus? antiquus*, but it is quite certain that it does not strictly belong to that genus. It is illustrated by several figures on Plate 5.

An imperfect example of a similar and apparently congeneric form, which is represented by Fig. 17 on Plate 5 was found in the same neighborhood among the remains of marine Cretaceous mollusca, as was also an imperfect example of *Physa*; both of which specimens were no doubt drifted from the then adjacent shore, and sank among the shells of marine mollusks that then lived there.\*

In the Bear River Laramie beds in Southwestern Wyoming there have been found two species closely related to the two that are referred to *Melampus?*, which, from their characteristics as well as their brackish-water fannal associations are referred to the Auriculida. They have considerable resemblance to *Melampus? antiquus*, and are possibly congeneric with it; but Mr. Meek proposed for them the generic name of *Rhytphorus*.†

The first of these two species was discovered by Mr. Meek, and described by him under the name of *Rhytphorus priscus*;‡ and the second was described by myself under the name of *R. meekii*.§ Both these forms are illustrated by figures on Plate 8.

These three or four species constitute the only representatives of the Auriculida that have yet been obtained from North American non-marine strata, and they are so remotely allied with living representatives of that family that we cannot regard them as holding such ancestral relation to any of the living North American Auriculida as the fossil Unionida and some other families herein discussed, evidently hold to the living representatives of those families respectively. Indeed, for reasons already stated, it is practically certain that the lines of descent from such of the mollusca of the Laramie period as required a saline habitat were necessarily broken at the close of that period, when the waters of that sea became wholly fresh and greatly reduced in extent.

#### LIMNÆIDÆ.

The earliest North American strata in which remains of the Limnæidæ have been discovered are those of the Laramie Group; if we except the Jurassic form, which was described by Meek & Hayden under the name of *Planorbis veteris*, and which is presently to be further mentioned. In the Laramie Group, however, we find the family represented by all the principal genera that are known among the living Limnæidæ, as well as the greater part of the subordinate sections of the

\* See An. Rep. U. S. Geol. Sur. Terr. for 1878, Part I, p. 25. *Ib.* for 1877, p. 307.

† For diagnosis of this genus see U. S. Geol. Sur. 40th Parallel, vol. iv, p. 175.

‡ U. S. Geol. Sur. 40th Parallel, vol. iv, p. 175, pl. xvii, fig. 6. Also Simpson's Rep. Great Basin, Utah, p. 364, pl. v, fig. 4.

§ See An. Rep. U. S. Geol. Sur. Terr. for 1878, Part I, p. 82, pl. 30, fig. 8.

genera which constitute that family. These facts necessarily point back to a period much more remote than the Laramie, for the origin of the family, and although we lack the positive evidence of the fact, we cannot doubt that it not only had its origin as early as the beginning of Mesozoic time, but that it had then become well established.

The earliest known species belonging to the genus *Limnæa* is *L. nitidula* Meek,\* which is found in the Bear River Laramie strata of Southwestern Wyoming. It is represented on Plate 6. It is referred to the subgenus *Limnophysa* Fitzinger. Among its faunal associates is a minute form, which I have described under the name of *Acella haldemani*,† which is represented by enlarged figures on Plate 6.

Associated with these is also a small *Planorbis*, belonging to the subgenus *Gyraulus* Agassiz.

It is a fact which doubtless indicates the imperfection of our present knowledge that, while those two widely differentiated members of the Limnæide are found in what are regarded as probably the earlier strata of the Laramie Group, the only other species which is referable to the subfamily Limnæine that has been found in any part of that group is a form, which was described by Meek & Hayden, from the Fort Union beds, under the name of *Limnæa tenuicostata*.‡ Mr. Meek proposed for this form the subgeneric name of *Pleurolimnæa*, but it might probably be referred to *Acella* with equal propriety. It is represented by a copy of Mr. Meek's figure on Plate 23. Although a greater number of the Planorbinae than of the Limnæine have been discovered in the Laramie Group, the apparent absence of the latter from most of the fossiliferous strata of that group, even those which contain other palustral pulmonates, such as *Physa* and *Bulinus*, is unexpected, and, as before intimated, it is probably not because they did not exist, but because they have not been discovered.

Mr. Meek described a species under the name of *Limnæa* (*Limnophysa*?) *compactilis*,§ from Separation Station in Southern Wyoming, which was obtained from strata that he regarded as Tertiary, but which doubtless belongs to the Laramie Group. It probably belongs to the genus *Thaumatostus*, and not to *Limnæa*. It is represented on Plate 26 by figures of Mr. Meek's type specimen.

Mr. Meek described two species of *Limnæa*, which he stated were discovered in the Bridger Group of Eocene fresh-water strata in Southern Wyoming. He named them respectively *L. vetusta* and *L. similis*.|| Both these forms are represented by copies of Mr. Meek's figures on Plate 29.

From the Green River Eocene Group of Southern Wyoming I have

\* U. S. Geol. Sur. 40th Parallel, vol. iv, p. 181, pl. xvii, fig. 5.

† An. Rep. U. S. Geol. Sur. Terr. for 1878, Part I, p. 84, pl. 30, fig. 9.

‡ See U. S. Geol. Sur. Terr., vol. ix, p. 534, pl. 44, fig. 13.

§ An. Rep. U. S. Geol. Sur. Terr. for 1872, p. 517.

|| U. S. Geol. Sur. 40th Parallel, vol. iv, p. 191, pl. xvii, figs. 3 and 4. Also, Simpson's Rep. Great Basin, Utah, p. 367, pl. v, figs. 2 and 3.

Three miles  
below Fort  
Union. Meek.

described a species under the name of *L. minusculea*,\* which evidently belongs to the subgenus *Leptolimnæa* Swainson. It is represented on Plate 29.

The species that have just been mentioned are all that are known to have existed in North America up to the close of the Eocene epoch, which pertain to the comprehensive genus *Limnæa*. The fresh-water strata, which are known as the White River Group, and are referred to the Miocene Tertiary, are the only strata of that epoch which are at present known to contain any remains of *Limnæa*. In that group two species of *Limnæa* have been discovered, namely, *L. meekii* Evans & Shumard, and *L. shumardi* Meek.† Both of these species belong, apparently, to the typical section of the genus, and both are represented by copies of Mr. Meek's original figures on Plate 32.

If the non-marine molluscan fauna, of the epoch of which the White River Group is a partial representative, were better known, it may be regarded as certain that we should find in it many representatives of living types; but so far as that fauna is at present known, it is a very meager one, and confined to the pulmonate gasteropods. The apparent entire absence of gill-bearing mollusks in those portions of that formation which have been examined, may, perhaps, have been due to a solution in the waters in which they were deposited, of certain salts or other substances which made them uncongential for molluscan life. If this were really the case, the presence there of the remains of pulmonate gasteropods might be accounted for on the supposition that they were drifted into those waters by tributary streams in or upon the banks of which they lived.

The only other species of *Limnæa* to be mentioned in this article is the one which was described by Mr. Meek under the name of *L. kingii*, and for which he proposed the subgeneric name of *Polyrhitis*.‡ It was obtained from certain strata in Cache Valley, Utah, which are not of earlier date than the Miocene, and which are probably of Pliocene age. Copies of Meek's original figures of this form are given on Plate 32. It is an interesting form because of the fact that it is the only known representative of the only extinct subordinate type of *Limnæa* that is yet known, and because it comes down to a later date than most of the other extinct types of mollusca, of which mention is made in this article.

Of the other genera of the family Limnæidæ, *Planorbis* and *Cariniferæ*, remain to be considered. The earliest species of *Planorbis* yet discovered in North American strata is *P. veternus* Meek & Hayden,§ which those

\* Proc. U. S. Nat. Museum, vol. iii, p. 160.

† For descriptions and figures of these two species see U. S. Geol. Sur. Terr., vol. iv, pp. 598 and 599, pl. 45, figs. 5 and 6.

‡ For description and figures of this species see U. S. Geol. Sur. Terr., 40th parallel, vol. iv, p. 192; and for Meek's diagnosis of the subgenus see U. S. Geol. Sur. Terr., vol. ix, p. 532.

§ Paleontology of the Upper Missouri, p. 107, pl. iv, fig. 1.

authors reported as coming from Jurassic strata in the vicinity of the Black Hills, where they found it associated with *Unio nucalis* and other species, which have already been referred to. It is represented on Plate 3.

It cannot be doubted that various species of *Planorbis* existed during the whole of the Cretaceous period, but no evidence of the fact has yet been obtained. In the Bear River Laramie beds, however, a small, undescribed species is known, as already mentioned, which belongs to the subgenus *Gyraulus*.

In the Laramie period the genus *Planorbis* is believed to have flourished; not because many examples have been found in those strata, but because the examples which have been discovered indicate that the different species which they represent reached a wide range of differentiation. Meek & Hayden described *Planorbis convolutus*\* from Laramie strata, in the Upper Missouri River region, which they regarded as of the age of the Judith River beds. This species seems to be referable to, or not widely different from, the typical section of the genus as it is known among living forms. It is represented on Plate 27.

The subgenus *Bathymphalus* Agassiz, although not known to be now living in North America, is represented by three species in the Laramie Group; but it has not been recognized in any strata that are referred to a later date. One of these species was obtained from the Judith River beds, and was described by Meek & Hayden under the name of *Planorbis (Bathymphalus) amplexus*; † and the other, by the same authors, from the Fort Union beds, under the name of *P. (B.) planocourens*. ‡

Still another species, obtained from the Laramie strata of Southern Utah by Professor Powell, was described by myself under the name of *Planorbis (Bathymphalus) kanabensis*. § All three of these forms are represented on Plate 27.

Besides the species of *Gyraulus* that has already been mentioned as existing in the Bear River Laramie beds, another was obtained by one of the parties under the direction of Lieutenant Wheeler, from strata that belong to either the upper part of the Laramie Group, or the lower portion of the Eocene. This species I have described under the name of *Planorbis (Gyraulus) militaris*. || It is illustrated on Plate 28.

A fine large species of *Planorbis* was described by Mr. Meek from the Bridger Group of Southern Wyoming, under the name of *P. utahensis*, and also a variety of the same under the name of *P. spectabilis*. ¶ Both these forms are illustrated on Plate 29.

\* U. S. Geol. Sur. Terr., vol. ix, p. 536, pl. 43, fig. 11.

† U. S. Geol. Sur. Terr., vol. ix, p. 539, pl. 42, fig. 16.

‡ U. S. Geol. Sur. Terr., vol. ix, p. 538, pl. 44, fig. 9.

§ Powell's Rep. Geology of the Unita Mountains, p. 119.

|| Proceedings U. S. National Museum, vol. iii, p. 159.

¶ For Meek's descriptions and figures of these two forms see U. S. Geol. Sur., 40th Parallel, pp. 189, 190, pl. xvii, figs. 13 and 14; Simpson's Rep. Great Basin, Utah, pp. 266, 267, pl. v, figs. 6 and 7. Also see Expl. and Sur. West of 100th Merid., vol. iv, p. 209, pl. xxi, fig. 8, for description and figures by White.



This species is similar in outward form to those which have been grouped under the subgeneric name of *Gyraulus*; but in size it is very much greater than any of the species which have been referred to that subgenus.

A species somewhat similar to the last, but smaller, more nearly discoid in form, and having much more slender volutions, was obtained by myself from the Green River Group of Southern Wyoming, and described under the name of *Planorbis cirratus*.\* It is illustrated on Plate 29. From the same region and from the same formation I also obtained *Planorbis aequalis* White,† which is illustrated on Plate 29. It seems to possess all the characteristics of the typical section of the genus.

From the fresh-water strata that are referred to the Miocene epoch, only four species of *Planorbis* have yet been published, which, being the only known fossil species of that genus of later date than the Eocene, are the remaining species to be noticed in this article. Three of these are described by Meek & Hayden from the White River Group in Dakota, under the names respectively of *Planorbis retustus*, *P. lundyi*, and *P. nebrascensis*.‡ They are illustrated on Plate 32. The remaining species§ was described by T. A. Conrad, under the name of *P. innatus*, from "Bridge Creek, Oregon," where it was found associated with *Zonites marginicola*, mentioned on a following page. Copies of Conrad's figure are given on Plate 32.

Reference has already been made, in connection with a notice of *Sphaerium rugosum* and *S. idahoense*, to two deposits similar to each other in their faunal contents, the one being found in the neighborhood of the Kawsah Mountains, in Northern Nevada, and the other in Southern Idaho, which are regarded as of Miocene age. These strata have furnished a limited but interesting molluscan fauna, among the species of which are two that were described by Meek under the names respectively of *Carinifer* (*Vorticifer*) *tryoni* and *C. (V.) binneyi*.|| Both these forms are illustrated on Plate 32.

Although, as has already been shown, the family Limnaeidae (to which *Carinifer* is here referred) flourished ever since Mesozoic time, no other fossil species of *Carinifer* have yet been found in strata of any age, and no representatives of that genus are now known to be living in North America except a few upon the Pacific slope. If the Miocene lake, the deposits of which contain the two species of *Carinifer* which have just been noticed, had drained into what is now the hydrographic basin of the Mississippi, representatives of that type as well as those of its associate mollusca would no doubt now be found living there. But as the

\* An. Rep. U. S. Geol. Sur. Terr. for 1878, Part I, p. 44, pl. 19, fig. 5.

† Proceedings U. S. Nat. Museum, vol. iii, p. 150.

‡ For descriptions and figures of these three species by their authors, see U. S. Geol. Sur. Terr., vol. ix, pp. 600, 601, pl. 45, figs. 1, 2, and 3.

§ An. Jour. Conch., vol. vi, p. 315, pl. 13, fig. 8.

|| U. S. Geol. Sur. 40th Parallel, vol. iv, pp. 187, 188, pl. xvii, figs. 11 and 12.

type referred to is found among the living mollusca in Pacific drainage waters, it may be fairly inferred that that Miocene lake was drained into western and not eastern oceanic waters. It should be remarked, however, that no representatives of some of the types which were associated with those ancient forms of *Carinifex* are now known to be living.

## PHYSIDÆ.

The Physidæ have been found to be comparatively well represented in nearly all the strata which have furnished any fossil pulmonate mollusca. Both *Physa* and *Bulinus* are represented by several species (all of which are regarded as extinct), ranging from the Cretaceous to the Miocene, inclusive. Notwithstanding their great antiquity, there seems to be among them all very little deviation from the types which are expressed by the numerous living species of those genera.

The earliest known species referable to the Physidæ is *Physa carletoni* Meek,\* which was obtained by him from the Cretaceous estuary deposit at Coalville, Utah, which has before been referred to in connection with *Amonia propatoris*, *Cyrena carletoni*, and *Melampus? antiquus*. *P. carletoni* is represented by a figure on Plate 5.

In many cases the earliest known species of a genus which is capable of subdivision into subordinate types or sections is not referable to that section which has been selected by naturalists as the typical one; but in the present case *Physa carletoni* seems to be a typical *Physa*, while some of the later species seem to depart more from the typical form. These facts are, however, of no great significance, because the section of a genus which is designated as typical is usually only conventionally selected; and, also, because we cannot know with certainty whether the earliest known species was in reality the earliest. Although only the one species just mentioned has yet been discovered in any strata of greater age than those of the Laramie Group (if we except a fragment which has been found in the marine Cretaceous strata at Coalville, Utah, and which was probably drifted to that position from the then adjacent shore†), we cannot doubt that the Physidæ were comparatively abundant in the Cretaceous period, because that species is so unmistakable in its generic characteristics, and also because it belongs to a type that has reached the present time unchanged.

An unnamed form, which is probably a true *Physa*, has been found in the Bear River Laramie beds of Southwestern Wyoming, a figure of which is given on Plate 6.‡

Plate 25 contains figures of a fine large species which Professor Cope obtained from the Judith River Laramie beds in the Upper Mis-

\*An. Rep. U. S. Geol. Sur. Terr. for 1877, p. 306, pl. 7, fig. 12.

†U. S. Geol. Sur. Terr. for 1877, p. 307, pl. 7, fig. 13. The figure is also given on Plate LXV, accompanying this article.

‡An. Rep. U. S. Geol. Sur. Terr. for 1878, Part I, p. 85, pl. 30, fig. 11.

souri River region, and which I described under the name of *Physa copei*.\*

Some fragments of a *Physa* have been found in the Laramie strata of Crow Creek Valley in Colorado, east of the Rocky Mountains, that indicate a somewhat remarkable and interesting form. It was described by me under the name of *Physa felix*.† The best example yet discovered is figured on Plate 25.

A species which occurs in the Wahsatch Group of Eocene strata in Southern Wyoming and adjacent parts of Colorado and Utah, and which reaches a greater size than any other known fossil *Physa*, perhaps excepting *P. copei*, has been described by myself under the name of *P. pleromatis*.‡ The type specimen of the species is figured on Plate 30. Some imperfect specimens have been found in Colorado, apparently belonging to this species, that indicate a very much greater size. A partially restored figure of one of these is given on Plate 30.

Another fine species has been described by Meek from the Bridger Eocene Group of Southern Wyoming, under the name of *Physa bridgerensis*.§ It is illustrated on Plate 30.

*Physa pleromatis* is apparently a typical *Physa*, but *P. bridgerensis* perhaps ought to be referred to *Bulinus*. For present convenience, however, it is referred to *Physa*.

From the Miocene White River Group of Dakota, Evans & Shumard described *Physa scutina*,|| which is represented on Plate 32. It has a very modern aspect, although it is regarded as an extinct species. No fossil *Physa* of later age than this has yet been published from any North American strata, but one or more species is known to exist in certain strata of Southern Wyoming and Northwestern Colorado, which Professor Powell has named the Brown's Park Group, and are probably of Pliocene age.

The genus *Bulinus* is well represented in the Laramie Group, but no other species of that genus has yet been published from any other North American strata, unless *Physa bridgerensis* should prove to be a *Bulinus*, as already suggested. Associated with *Physa copei* in the Judith River Laramie beds, Professor Cope found a fine large species of *Bulinus* which I described under the name of *B. atavus*.¶ It is figured on Plate 25.

From the Laramie strata, at the mouth of Judith River, Meek & Hayden obtained the type specimens of *Bulinus subelongatus*; \*\* which is represented on Plate 25.

From the Fort Union Laramie beds two other specimens of *Bulinus*

\* An. Rep. U. S. Geol. Sur. Terr. for 1878, Part I, p. 84, pl. 22, fig. 1.

† An. Rep. U. S. Geol. Sur. Terr. for 1878, Part I, p. 84, pl. 22, fig. 1.

‡ Expl. and Sur. West of the 100th Merid., vol. iv, p. 211; pl. xxi, fig. 1.

§ An. Rep. U. S. Geol. Sur. Terr. for 1878, Part I, p. 45, pl. 19, fig. 10.

|| U. S. Geol. Sur. Terr. vol. ix, p. 604, pl. 45, fig. 4.

¶ An. Rep. U. S. Geol. Sur. Terr. for 1878, Part I, p. 86, pl. 24, fig. 5.

\*\* U. S. Geol. Sur. Terr., vol. ix, p. 540, pl. 42, fig. 13.

Same locality  
as *Conchula sub-  
genalis* & *C. peruviana*.

were described by Meek & Hayden, under the names respectively of *B. longiusculus* and *B. rhomboideus*,\* both of which are represented on Plate 25. These two forms are so closely like *Physa* that they may apparently be with equal propriety referred to that genus. Indeed if these two species are properly referred to *Bulinus*, then *Physa bridgerensis* and one or two other species herein referred to *Physa* ought to be referred to *Bulinus* also.

In the Laramie strata, east of the Rocky Mountains, in Colorado, *Bulinus disjunctus* White,† occurs. It is represented on Plate 25.

Another Laramie species was discovered in Southern Utah by Professor Powell, which I described under the name of *Physa kanabensis*,‡ but which ought to be referred to *Bulinus*. This species is yet known only by specimens that are too imperfect for satisfactory illustration.

#### ANCYLIDE.

The Ancyliida, when present, always form an inconspicuous feature in any fresh-water fauna, and the family is represented by only two published species, so far as is now known, in all the North American strata. One of these species, *Aeroloxus minutus*, Meek & Hayden, was obtained by them from the Laramie strata near Fort Union, in the Upper Missouri River region.§ It is illustrated on Plate 24.

The other fossil representative of the family is *Ancylus undulatus*, Meek,|| from the Miocene deposit of the Kawsow Mountains of Northern Nevada, where it was found associated with the two species of *Carinifera* that have already been mentioned, and also with certain other fresh-water forms. It is represented on Plate 32.

In the Southern Idaho equivalent of the Eocene beds just mentioned, associated with *Melania taylori*, *Lithasia antiqua*, *Sphærium rugosum*, &c., an interesting shell has been found which seems to agree with the genus *Latia* Gray, although that genus has hitherto been known only in certain portions of Oceanica, and only in the living state.

This form may be briefly characterized as follows:

*Latia dallii* (sp. nov.), plate 32, figures 37, 38, 39, and 40. Shell sub-ovate in marginal outline; irregularly convex above; the posterior portion narrowing rapidly to a small prominent umbo, which ends in a very small, closely-incurved beak; the beak turned a little to the right side, and making about one full volution; semilunar shelf or septum comparatively large. Surface marked by many strong, irregular, concentric undulations; but otherwise it is comparatively smooth, being marked only by fine lines of growth.

\* U. S. Geol. Sur. Terr., vol. ix, pp. 541, 542, pl. 43, figs. 16 and 17.

† An. Rep. U. S. Geol. Sur. Terr. for 1873, Part I, p. 86, pl. 24, fig. 6.

‡ Powell's Rep. Geology of the Uinta Mountains, p. 119.

§ U. S. Geol. Sur. Terr., vol. ix, p. 543, pl. 44, fig. 10.

|| U. S. Geol. Sur. 40th Parallel, vol. iv, p. 186, pl. xvii, fig. 12.

Length, 16 millimeters; breadth, 10 millimeters; height, 7 millimeters. The specific name is given in honor of Mr. W. H. Dall, whose important works upon the mollusca are well known.

## VITRINIDÆ.

It is a suggestive fact that so large a proportion of the fossil non-marine mollusca, which have been found in North American strata, are air-breathing land snails. This result of field-investigation is unexpected, both because individuals of none of the living land-snails are found in as great numbers as many of the gill-bearing water snails are, and because all the specimens that have been preserved in the fossil state must have been transported from the land into the waters in the sediments of which they were preserved after the death of the mollusks which formed them. We must therefore conclude that in former geological epochs the land-snails were proportionally quite as abundant as they are now, and it seems probable, also, that the shores of, and the region round about, the Laramie sea, and those of the great fresh-water lakes which succeeded that sea, formed a peculiarly favorable habitat for land mollusca.

Judging from the character of a portion of the fossil shells that have been discovered, and from the wide diversity in the families of land mollusca, which is indicated by the collections that have been made from various formations, we cannot doubt that the family Vitrinidæ was represented, at least during the Laramie and Tertiary periods. It is not to be denied, however, that with a knowledge of the shells only, and they usually more or less imperfect, it is not always possible to say with certainty that those which we refer to that family really belong to it; or that they may not belong to the Helicidæ.

The three following-named species were described by Meek & Hayden, and referred by them, not without some doubt, to the Vitrinidæ. They obtained them from the Judith River Laramie beds of the Upper Missouri River region, and named them respectively, *Vitrina? obliqua*, *Hyalina? occidentalis*, and *H.? evansi*.\* All three of these forms are represented by figures on Plate 27.

From the Wind River Group of Eocene strata, in Wyoming, Meek & Hayden also obtained a fine large species, which they described under the name of *Macrocyelis spatiosa*,† which is represented on Plate 30.

## ARIONIDÆ.

Among the most interesting remains of land mollusca that have been discovered are those which Dr. J. W. Dawson has published at different times from the Coal-Measures of Nova Scotia. He was the first to demon-

\* U. S. Geol. Sur. Terr. vol. ix, pp. 545-548, pl. 42, figs. 6 and 7.

† U. S. Geol. Sur. Terr., vol. ix, p. 594, pl. 42, fig. 9.

strate that a widely differentiated land molluscan fauna existed during the Coal Measure period, if not much earlier.

If the species which Dr. Dawson described under the name of *Zonites prisens*,\* from the Coal Measure strata of South Joggins, Nova Scotia, is really a *Zonites*, or a closely related form, we have proof of the remarkable fact that the family Arionidae was well established in the Carboniferous age. The correctness of the reference of this species to the Arionidae being accepted, we naturally conclude that other members of the family have existed somewhere during all the time that has elapsed since the Carboniferous age; but yet remains of no other representatives of the Arionidae are now known to exist in any North American strata, if we except the one mentioned below. Copies of Dr. Dawson's original figures of *Zonites prisens* are given on Plate 2. His specimens were found associated with *Pupa vetusta* and *P. bigsbyi* Dawson, both of which species are mentioned in their order on following pages.

Mr. T. A. Conrad published a form under the name of *Helix (Zonites) marginicola*,† from Bridge Creek, Oregon, which probably comes from a fresh-water Eocene deposit. His specimens seem to have been very imperfect and unsatisfactory. A copy of his figure is given on Plate 32.

#### HELICIDÆ.

Among other molluscan remains that have been discovered in the Coalmeasure strata of Indiana and referred to the Pulmonata is a form to which Professor Bradley gave the generic name of *Dawsonella*, describing the species under the name of *D. meekii*.‡ Dr. Dawson, in commenting upon this form, expresses the opinion that it belongs to the Helicidæ "near *Helix (Triodopsis) palliata* and *H. (Stenotrema) monodon*;"§ but Professor Whitfield expresses the opinion that it was an operculate shell resembling *Helicina*.||

For present convenience, and without reference to the merits of the question raised, this species is here left where Dr. Dawson first placed it. It is in either case very probable that true members of the Helicidæ really did exist during the Coalmeasure epoch, contemporaneously with the Pupidae which are known to have existed then, and which are presently to be mentioned. *Dawsonella meekii* is represented on Plate 2 by copies of Professor Whitfield's figures.

If *Dawsonella* should prove not to belong to the Helicidæ, the earliest examples of that family which are yet known to occur in North American strata are found in the Laramie Group. From the Judith River Laramie beds of the Upper Missouri region Meek & Hayden obtained two species which are referred to this family. The first they described

\*Am. Jour. Sci., vol. xx (3), p. 411, figs. 10 and 11.

†Am. Jour. Conch., vol. vi, p. 315, pl. 13, fig. 9.

‡Am. Jour. Sci., vol. iv (3), p. 88.

§Am. Jour. Sci., vol. xx (3), p. 413.

||Am. Jour. Sci., vol. xxi (3), p. 127.

as *Helix vetusta*, and the other under the name of *Thaumatostus limnaeiformis*;\* the first being represented on Plate 27 and the latter on Plate 25. The former is perhaps not a typical *Helix*, but the latter is probably a true representative of *Thaumatostus*, as that genus is known among living molluscs. If so, it is the only fossil representative of the section of the Helicidae to which it belongs that is at present known in North America strata (if we except the *Bulinus floridanus* of Conrad from the Eocene of Florida and perhaps also the species mentioned on page 39 under the name of *Limnaea* (*Limnophysa*?) *compactilis*, although living species of *Thaumatostus* are not uncommon in the southern part of North America.

From the Fort Union Laramie beds of the Upper Missouri River region Meek & Hayden also described two species of Helicidae under the names respectively of *Columna teres* and *C. verruculata*.† These also are the only representatives of their genus that are yet known in North American strata, and, like the next preceding species, no living congeners are found in North America so far northward as the localities from which the fossil species were obtained. Both these forms are represented on Plate 25.

From the Laramie strata of Southern Utah Professor Powell obtained a species of *Helix* that seems to possess the characteristics of the subgenus *Strobila* Morse, and which I have described under the name of *Helix kanabensis*.‡ It is figured on Plate 25. It was found associated with *Physa kanabensis* and *Planorbis* (*Bathyomphalus*) *kanabensis*, both of which have already been noticed.

A series of coal-bearing strata near Evanston, Southwestern Wyoming, which apparently belong to the upper part of the Laramie Group, have furnished a number of species of pulmonate molluscs, among which are two species of *Helix*, namely *H. Sepulta* and *H. evanstonensis* White.§ The former seems to possess the subgeneric characteristics of *Patula* Haldeman, and although its characteristics have been quite clearly ascertained, the specimens are all too imperfect for figuring. *H. evanstonensis* is apparently referable to the subgenus *Triodopsis* Radwiesque. It is figured on Plate 27.

From the Wind River Group, a series of fresh-water Eocene strata in Western Wyoming, a fine species was obtained by Meek & Hayden and described by them under the name of *Helix ? veterana*.|| It is represented by copies of Mr. Meek's figures on Plate 30. Certain characteristics presented by this shell cause some doubts to arise as to its real

\* For figures and descriptions of both these species see U. S. Geol. Sur. Terr., vol. ix., pp. 552, 553, pl. 42, fig. 7; and pl. 44, fig. 8.

† U. S. Geol. Sur. Terr., vol. ix., pp. 555, 556, pl. 44, figs. 11 and 12.

‡ Powell's Rep. Geology of Uinta Mountains, p. 120.

§ The first of these species was originally described in Proc. U. S. Nat. Museum, vol. iii, p. 160; and the other in Bull U. S. Geol. Sur. Terr., vol. iv, p. 714.

|| U. S. Geol. Sur. Terr., vol. ix, p. 596, pl. 42, fig. 8.

affinities; but it is at present left with the Helicidae, where those authors placed it.

Professor Powell obtained from the Bitter Creek Group, in Central Utah, the earliest of the fresh-water Eocene series, a species which I described under the name *Helix peripheria*,\* and which appears to possess the subgeneric characteristics of *Aglaia* Albers. From the Eocene Green River Group of Southern Wyoming he also obtained *H. riparia*† White, which is apparently referable to the subgenus *Arianta* Leach. Both the last-mentioned species are figured on Plate 29.

Whether *Helix taubensis*, *H. sepulta*, *H. cranstonensis*, *H. peripheria*, and *H. riparia* are correctly referred to the respective subgenera in connection with which they have just been mentioned, or not, their diversity of form gives sufficient indication that the Helicidae had become widely differentiated during those early epochs in which they lived, probably quite as widely as their living representatives are, and under closely similar forms.

At present, the only known Miocene species of *Helix* is *H. leidyi* Hall & Meek; which is also the only known fossil species of that genus of later date than the Eocene.‡ It is represented on Plate 32.

RENDE.

If it were not that the existence of a diversified land molluscan fauna during the Coal-Measure period is a well-established fact, we should be slow to accept the conclusion of Dr. Dawson that the shell which he has described from the Erian (Devonian) plant-beds of St. Johns, New Brunswick, under the name of *Strophites grandeva*§ is really a land snail. In view of the fact just stated, and of the reasons which he gives for his conclusions, we seem to have no reason to doubt that the shell in question is, as he suggests, closely related to *Pupa*. A copy of his figure of it is given on Plate 1.

Although an unexpectedly large number of species of non-marine mollusca has been obtained from strata so ancient as those of the Coal-Measures, the fact that the Gasteropoda are all land snails shows clearly that the complete non-marine mollusca of that period is very far from being fully known. It cannot be supposed that coordinate families, similar to those with which representatives of the species referred to are raneously with those ancient species which have been discovered. The known to have been afterwards associated, did not exist contemporaneous area, however, having been at that time smaller than it afterward became, the rivers were necessarily comparatively few and small. Therefore, the fresh-water mollusca, as compared with those of the land, were perhaps proportionally fewer then.

\* Powell's Rep. Geology Uinta Mountains, p. 130.

† *Ibid.*

‡ See mention of some California species of Helicidae found in a fossilized condition, under the head of spurious and doubtful species, on a following page.

§ Am. Jour. Sci., vol. xx (3), p. 413.



Among the non-marine mollusca which have been discovered in the Coal-Measure strata of Canada and the United States are four species which belong to the Pupidae. Dr. Dawson was the first to recognize the pulmonate character of these mollusks, and he described the first-discovered species under the name of *Pupa retusta*, the type specimens of which he obtained from the Coal Measure strata at South Joggins, Nova Scotia.\* Copies of his figures of this species are given on Plate 2.

Professor Bradley described *P. vermillionensis*† from the Coal-Measures of Indiana, and subsequently Dr. Dawson described a second species under the name of *P. bigsbyi*‡ from the same strata and same locality in Nova Scotia that had furnished examples of *P. retusta*. Both these species are represented by copies of Dr. Dawson's figures on Plate 2.

Within the present year (1881) Professor Whitfield has described a fourth Pupa-like form from the Coal-Measure strata near Marietta, Ohio, for which he proposed the new generic name of *Anthracopupa*, describing the species under the name of *A. ohioensis*§. Copies of Professor Whitfield's figures are given on Plate 2.

Whether the species described as *Pupa* by Dawson and Bradley strictly belong to the typical forms of that genus, as it is represented by living species, or not, there seems to be no room for reasonable doubt that all four of the Carboniferous forms that have just been noticed belong to the family Pupidae. This being the case, it cannot be doubted that the family was well represented during all subsequent epochs; and yet no other fossil species besides these have been discovered in North American strata, except those which have been found in the fresh-water Eocene deposits of Southern Wyoming.

One of these Eocene species was described by Mr. Meek, from the Bridger Group, in Southern Wyoming, under the name *Pupa? leidyi*.|| The type specimen of this species seems to have been lost, and therefore no figure of it can be given. It evidently differed considerably from the typical forms of *Pupa*, and Mr. Meek was in doubt whether it might not with propriety be referred to *Holospira* Albers.

The remaining three species of the Pupidae to be noticed in this article were all obtained from the Green River Eocene Group at one locality, in Southern Wyoming. They have been published under the following names, respectively: *Pupa incolata*, *P. arcuata*, and *P. ataruncula* White.¶

The first-named species seems to belong to the subgenus *Leucocheila*

\*Acadian Geology, 1855, p. 160; Am. Jour. Sci., vol. xx (3), p. 405.

†Am. Jour. Sci., vol. iv (3), p. 87.

‡Am. Jour. Sci., vol. xx (3), p. 410.

§ For generic diagnosis and specific description see Am. Jour. Sci. vol. xx (3), p. 126.

||An. Rep. U. S. Geol. Sur. Terr., for 1872, p. 517.

¶ For descriptions and figures of these three species, see An. Rep. U. S. Geol. Sur. Terr., for 1878, Part I, pp. 46, 47, p<sup>1</sup>. 19, figs. 7, 8, and 9.

Alb. & Mart.; and the other two are referred provisionally to *Papilla* Leach. All three of these forms are represented on Plate 25. Owing to the imperfection of the type specimens of these three species, their reference to the subgenera which have just been mentioned is not made with entire confidence; but whether this reference is correct or not, it is a well-established fact that the family Pupidae had acquired, as early, at least, as the earliest Eocene, nearly or quite all the characteristics which distinguish it at the present day.

## SUCCINIDÆ.

Although so large a number and great variety of other land-snails have been discovered in the strata of various geological periods, only a single species referable to the Succinidæ has yet been found in North American strata. This is *succinea papillispira*, White,\* which was obtained from the upper portion of the Green River Eocene group in Southern Wyoming, and which plainly belongs to the subgenus *Brachyspira* Pfeiffer.

## NERITIDÆ.

Since the greater part of the known species of this family, both living and fossil, are of marine origin, only those of its fossil representatives which are found associated with such forms as indicate that they lived in a brackish or nearly fresh water habitat will be considered in this article. The species thus falling under consideration embrace two subordinate types of *Neritina* and these only. One of the types is apparently identical with that of the common fluviatile living species of *Neritina*, which may be regarded as the typical section of the genus,† but the other type is extinct. Instead of having been confined to either brackish or fresh water, both these types have representatives in strata of both brackish water and marine origin. That is, for example, a species of each type is found in the Laramie group, associated with *Corbicula*, *Corbula*, *Unio*, and *Melania*. Other species of both types are found in Cretaceous strata, associated with such unmistakably marine forms as the Aviculiidæ, Arcidæ, Turritellidæ, &c.

The earliest species referable to this family which is at present known, and which comes within the scope of this article, is *Neritina nebrascensis*, Meek & Hayden,‡ which was found in the vicinity of the Black Hills, in strata believed by those authors to be of Jurassic age. It is plainly a true *Neritina*, but those authors found it associated with species that are regarded as indicating a purely fresh-water habitat, namely, *Unio*, *Viviparus*, *Lioplacodes*, &c. It is represented on Plate 3.

\*An. Rep. U. S. Geol. Sur. Terr., for 1872, Part I, p. 45, pl. 19, fig. 4.

†The Laramie species, *N. rotillucata*, shows a faint crenulation of the border of the inner lip; and some small examples, apparently the young of this species, lately discovered, show a distinct denticulation of that border. Perhaps this species ought to be referred to *Nerita*, but for the present I leave it with *Neritina*.

‡Paleontology of the Upper Missouri, p. 109.

The next species that are to be mentioned in the order of geological time are two that were discovered by Mr. Meek in the estuary deposit at Coalville, Utah, which has already been several times mentioned. One of these species was described by him under the name of *Neritina bannisteri*,\* and is represented on Plate 5. It is closely allied with the foregoing Jurassic species, and specimens of both have been found which still show the original color-markings of the surface. *Neritina bannisteri* has also a near ally in *N. incompta* White, from the marine Cretaceous strata of the same epoch, and which is found in the same region. Indeed, it is not improbable that these two forms are only varieties of one and the same species. If so, the fact implies that the species ranged from marine into brackish waters, with no more than a varietal change as a consequence.

Associated with this typical *Neritina* in the Cretaceous estuary deposit at Coalville is a species which Mr. Meek described under the name of *N. bellatula*; and with it, also, another form, which he named *N. carditoides*†. The type specimen of the latter is very imperfect; but, judging from the characters which it shows, it is thought to be identical with *N. bellatula*. Both the forms are represented on Plate 5.

These two last-named forms of *Neritina* belong to a subordinate type to which Mr. Meek gave the subgeneric name of *Velatella*. The type is an extinct one, as has already been intimated, and is at present known only in Cretaceous and Laramie strata.‡

In the Bear River Laramie beds a very small species occurs, which I have described under the name of *Neritina nuticiformis*§. It apparently belongs to the typical section of the genus. It is represented on Plate 7.

The Laramie species belonging to the subgenus *Velatella*, which has been referred to, was first discovered at Black Buttes Station, in Southern Wyoming, and described by me under the name of *N. (V.) baptista*||. Numerous specimens of it have since been discovered in the Laramie strata east of the Rocky Mountains in Colorado, all of which, including the type specimens, have preserved upon their surface the original color markings with which they were ornamented while living, and which are represented by Figs. 16-20 on Plate 23.

Associated with *N. (V.) baptista*, at the Wyoming locality, is the form which I have described under the name of *Neritina rostrilincata*,¶ and which is illustrated on Plate 23. The type specimens were found in Southern Wyoming and Northwestern Colorado, none of which showed

\*An. Rep. U. S. Geol. Sur. Terr. for 1878, Part I, p. 25, pl. 12, fig. 10.

†For descriptions and figures of these two forms, see An. Rep. U. S. Geol. Sur. Terr. for 1878, Part I, p. 27, 28, pl. 12, figs. 7 and 8.

‡For a diagnosis of this subgenus, see An. Rep. U. S. Geol. Sur. Terr. for 1878, Part I, p. 27.

§An. Rep. U. S. Geol. Sur. Terr. for 1878, Part I, p. 89, pl. 30, fig. 3.

||An. Rep. U. S. Geol. Sur. Terr. for 1878, Part I, p. 89, pl. 29, fig. 6.

¶An. Rep. U. S. Geol. Sur. Terr. for 1878, Part I, p. 88, pl. 21, fig. 6.

the color markings such as are seen to characterize several species already noticed, and also the form referred to in the following paragraph.

Associated with *N. (V.) Baptista* in Northern Colorado, east of the Rocky Mountains, is a form of *Neritina* which is closely related to *N. volvilineata*, which being undescribed I propose for it the name *N. bruneri* in honor of Mr. Lawrence Bruner, who first discovered the species. It differs from *N. volvilineata* in being somewhat more globose, having a less elevated spire, and the inner lips broader and less retreating. It is marked by revolving lines, somewhat like that species, but they are sometimes obsolete. It is also ornamented by zigzag color-markings. The type specimen is represented by Figs. 14 and 15 on Plate 23.

Associated with the foregoing is still another form, much smaller, which seems to be the young of *N. volvilineata*. It is without color markings, and the inner border of the inner lip is dentate.

Although belonging to so early an epoch, these Laramie species of *Neritina* are the latest members of that family of non-marine origin that are now known to occur in North American strata. Consequently, no others besides those mentioned come within the scope of this article.

The typical form of *Neritina* has doubtless come down to the present day by securing a congenial habitat along the changing coasts of the growing continent; but although the subgeneric type *Velatella* existed before the inclosure of the Laramie sea, that sea seems to have embraced all the forms of that type which survived during the Laramie period. When, therefore, the waters of that sea became wholly fresh, that type, together with others, seems to have been extinguished as a consequence.

#### CERITHIIDÆ.

Only a single species, referable to this family, which may be regarded as a non-marine form, has been found in any North American strata. It was obtained from the Judith River Laramie beds, in the Upper Missouri River region by Meek and Hayden, and by them described under the name of *Cerithidea nebrascensis*.\* Those authors referred it to the subgenus *Pireuella* Gray, but they expressed some doubt as to the true generic character possessed by the shell. Although *Cerithidea* is a well known living genus of the Old World, this species at present stands alone, or without near known allies, either living or fossil, among North American mollusca, if its generic relations are correctly understood, as stated above. It is represented on Plate 26.

#### MELANIIDÆ.

Most naturalists agree in the opinion that no living North American species of mollusca are properly referable to the genus *Melania*; although formerly many species were referred to that genus which are now placed in the family Ceriphasiidae, and mostly referred to the

\* U. S. Geol. Sur. Terr., vol. ix, p. 559, pl. 43, fig. 9.

genus *Goniobasis*. It has also been considered doubtful by many naturalists whether any one of the fossil species that have been found in the rocks of North America, ought to be referred to the family Melaniidae. The five or six following species, however, are in this article provisionally referred to that family; two because they are at present believed to strictly belong there; and the others partly because of their apparent affinities in that direction, and partly because they seem to be not properly referable to the Ceriphasiidae. They are all interesting shells, embracing three distinct types, two of which, at least, are not known to have living representatives; but two of the species, while they appear to have no generic representative living in North America, seem to be referable to true *Melania* of Old World type.

One of the species last referred to is *Melania wyomingensis* Meek, (= *M. larunda* White,<sup>2</sup>) which has been found on both sides of the Rocky Mountains in Southern Wyoming and Northern Colorado. Figures of this fine species are given on Plate 26.

The other species, which appears to be a true *Melania*, is *M. clabornensis* Heilprin, from the marine Eocene deposits of Alabama.† It is represented on Plate 28.

In Southern Wyoming Mr. Meek also obtained from the Laramie strata a form which he described under the name of *Melania insculpta*.‡ It seems to be nearly related to *M. wyomingensis*, but differs from it in wanting its prominent subspinous ornamentation. This species has also been found in the Laramie strata east of the Rocky Mountains in Colorado, the specimens figured on Plate 26 having been collected in the valley of South Platte River.

There occurs somewhat abundantly in the Bear River Laramie beds of Southwestern Wyoming and the adjacent parts of Utah a shell which Mr. Meek first referred to *Melania*, but to which he afterward gave the new generic name of *Pyrgulifera*, describing it under the name of *Pyrgulifera humrosa*.§ It is illustrated on Plate 6. Mr. Meek placed this shell among the Ceriphasiidae or American Melanians, but as it seems to differ quite as widely from the typical forms of that family as it does from the true Melanians, I here place it provisionally

<sup>2</sup> An. Rep. U. S. Geol. Sur. Terr. for 1878, Part I, p. 95, pl. 28, fig. 6.

†Although the associates of this shell are all marine, it is given a place in this article because *Melania* is generally regarded as a fresh-water genus. In this connection, however, it is proper to remark that among certain fossil fauna shells indistinguishable from *Melania* are found associated with marine forms. (See Professor Heilprin's description and remarks, Proc. Acad. Nat. Sci., Phila., 1879, p. 214.) *M. wyomingensis* and *M. insculpta* have also been found in such association with *Ostrea* and *Anomia*, as to indicate that they all lived and flourished together in the same waters, which were certainly in some degree saline, or the *Ostrea* and *Anomia* could not have existed there.

‡See An. Rep. U. S. Geol. Sur. Terr. for 1878, Part I, p. 94, pl. 20, fig. 4.

§For diagnosis of this genus, and description and figures of the species, see U. S. Geol. Sur. 40th Parallel, vol. iv, p. 146, pl. 17, fig. 19.

with the latter family. It is the only known species of the genus which has been proposed to receive it, either fossil or living.\*

From the fresh-water Miocene deposits, which have already been mentioned as occurring in Southern Idaho and in the vicinity of the Kawsah Mountains, Mr. Meek described two forms and Mr. Gabb another, which they referred to *Melania*, Mr. Meek doing so with an expression of doubt but Mr. Gabb with none. Copies of their original figures of these forms are given on Plate 32.

Mr. Meek gave the names *M.?* *sculptilis* and *M.?* *subsculptilis*† to his two species, and Mr. Gabb, that of *M. taylori*‡ to the one he described. Conrad's *M. decursa* is probably a synonym of the latter.

All three of these forms belong to one and the same type, and perhaps represent only one species. This type differs considerably from the other types that have herein been referred to the Melaniidae. The species belong to a fauna from which, as before stated, no genetic lines seem to have reached the present Mississippi drainage system, and, like a portion of their associates, are quite unlike any other North American species, either living or fossil. All the known species of that fauna are herein referred to and figured, but, for the purpose of separate view, their names are given, as follows: *Melania?* *sculptilis*, *M.?* *subsculptilis*, *M.?* *taylori*, *Lithasia antiqua*, *Carinifer*, (*Vorticifer*) *tryoni*, *C. (V.) binneyi*, *Ancylus undulatus*, *Sphaerium rugosum*, and *S.?* *idahoense*.

The genus *Melanopsis* Lamarek is not known among the living mollusca of North America, and until very lately it was believed to be also absent from all North American strata. A small shell from the Laramie strata east of the Rocky Mountains in Colorado, associated with *Corbicula*, *Corbula*, *Melania*, *Neritina*, *Anomia* and *Ostrea*, is here described for the first time, and referred provisionally to *Melanopsis*. It is evidently congeneric with the living *Melanopsis costellata* Ferrussac, and also with the Eocene *M. buccinoidea* Ferrussac; both from Western Europe.

*Melanopsis?* *americana* (sp. nov.), Plate 23, Figs. 21, 22, and 23.

Shell very small, sides straight, and meeting at the apex at an acute angle; volutions six or seven, those of the spire not convex, but so flattened as to show only a linear suture between them, which is somewhat irregular; proximal portion of the last volution gently convex, its length being more than half the entire length of the shell; outer lip thin, not expanded, its margin not distinctly sinuous; inner lip having a very strong callous nearly filling the distal end of the aperture, leaving a narrow groove between it and the margin of the outer lip, and gradually diminishing in thickness towards the proximal end of the aperture; aperture, as bounded by the outer lip and callous inner lip, rudely sub-

\* See foot-note on page 58.

† U. S. Geol. Sur. 40th Parallel, pp. 195, 196, pl. 17, figs. 8 and 9.

‡ Paleontology of California, vol. ii, p. 13, pl. 2, fig. 21.

elliptical, angular at its distal end, rounded at its proximal end, and terminating at the end of the columella in a distinct, narrow canal, which is slightly bent to the left. Surface marked only by faint lines of growth.

Length, 7 millimeters; diameter of last volution,  $3\frac{1}{2}$  millimeters.

#### CERIPHASIDÆ.

The Ceriphasiidae, or American Melanians, constitute an important feature of the non-marine fossil molluscan fauna of North America, especially in the Laramie and Eocene fresh-water strata of the west. We have yet no evidence of the existence of this family before the Laramie period; but in view of its known abundance during that period, and also during that of the Eocene, it may be safely assumed that the origin of the family was at an earlier period. It is nevertheless true that the forms of *Goniobasis*, which occur in the purely fresh-water Eocene strata, somewhat more nearly resemble those which are regarded as typical forms among living species than most of those of the Laramie period do. This, however, may have little significance as regards physical changes since the Laramie, because the Uniones of that period are more characteristically like living Uniones than those of the Eocene strata are.

All except two or three of the fossil species that have been described as belonging to the Ceriphasiidae have been referred to the genus *Goniobasis* Lea; but a part of them have been so referred with some doubt. Among those concerning which no doubt of this kind has been expressed by the respective authors who have described them, there may be recognized at least three somewhat distinct subordinate types perhaps worthy to be called subgenera.

Of these three types, *Goniobasis cleburni* White, *G. teucra* Hall, and *G. nebrascensis* Meek & Hayden, may be regarded as representatives respectively; but I regard it as probable that the latter type is more nearly related to *Lioplax* than to *Goniobasis*.

The Bear River Laramie strata not only furnish what are probably the earliest known species of the Ceriphasiidae, but they furnish most of the known species, four in number, which may be referred to that proposed section of *Goniobasis* of which *G. cleburni* is the type.\* The other three species are, respectively, *G. chrysalis* Meek, *G. chrysalloidea* White, and *G. macilenta* White.† All four of them are figured on Plate 6. They are found associated together in the Bear River Laramie beds of southwestern Wyoming and the adjacent parts of Utah, and none of them

\*The species of this type bears some resemblance to *Melanopsis*, but none of them are canalliculate at base in any degree. No examples of *Melanopsis*, except the one described on page 55 of this article, are known in North America, either fossil or recent; if we except the species Conrad described as *Bullioopsis*.

†See description and figures of these four species, together with other references, An. Rep. U. S. Geol. Sur. Terr. for 1878, Part I, pp. 91-93, pl. 30, figs. 4, 5, 6, 7, and 10.

have been found in any other strata of the Laramie Group except those which are strictly equivalent with those beds.

One other species, which I have described under the name of *Goniobasis endlichi*,\* is found associated with the four species that have just been mentioned. It is represented on Plate 4. This form belongs to another type, which includes *G. nebrascensis*, presently to be mentioned, and which, as before suggested, probably belongs near *Liotax* Troschel. 7./

Five species were described by Meek & Hayden from the Judith River Laramie beds of the Upper Missouri River region, under the generic name of *Goniobasis*, namely, *G. convexa*, *G. invenusta*, *G. sublaevis*, *G. omitta*, and *G. ? subtortuosa*,† all of which are represented on Plates 26 and 27. It seems probable that *G. sublaevis* and *G. invenusta* are only varieties of *G. convexa*. *G. omitta* is much like *G. gracilentata* from the Fort Union beds, presently to be mentioned; but *G. ? subtortuosa* is quite different from any other form that has been referred to *Goniobasis*. It probably belongs to some other genus, perhaps to *Cassiopella* White, which will be further mentioned on a following page, but that question cannot yet be determined because the characters of the base and aperture of the former are not yet known.

From the Fort Union Laramie beds of the Upper Missouri River region three species have been described by Meek & Hayden, namely, *Goniobasis gracilentata*, *G. nebrascensis*, and *G. tenuicarinata*.‡ The two latter species have already been referred to as representing a separate section of the genus *Goniobasis*, if, indeed, they belong to that genus. They are represented on Plate 26. Both species have also been recognized in the coal-bearing strata at the town of Wales, Utah, and *G. tenuicarinata* has been found in the Laramie strata of Crow Creek Valley in Northern Colorado, east of the Rocky Mountains. At the last-mentioned locality, as well as at Black Buttes Station in Southern Wyoming, *Goniobasis gracilentata* has been recognized. The species is represented on Plate 26.

It will thus be seen that thirteen species in all have been described and referred to *Goniobasis* from the Laramie Group alone. Even in case several of the specific names that have been applied to these forms should, as already suggested, prove to be merely synonyms, still it is clear that in the great Laramie Group there is a goodly number of well-defined species of *Goniobasis*, as that genus is now understood.

From the Laramie strata at Black Buttes Station, which have been so often mentioned, several specimens of a shell have been obtained, to

\* An. Rep. U. S. Geol. Sur. Terr. for 1878, Part I, p. 92, pl. 30, fig. 7.

† For descriptions and figures of these five species, see U. S. Geol. Sur. Terr., vol. ix, pp. 562-570, pl. 42.

‡ For descriptions and figures of these three species, see U. S. Geol. Sur. Terr., vol. ix, pp. 565-568, plates 42 and 43.

- Goniobasis convexa*, M. & H. Mouth of Judith R., Montana. Meek.  
 " " var. *inpressa*. Do.  
 " *invenusta*, M. & H. Do.  
 " *nebrascensis*, M. & H. ~~See Fort Union, Wyoming. Meek.~~  
 Fort-Clark Mouth of Yellowstone. M.  
 " *tenuicarinata*, M. & H. Fort Union. M.  
 " *sublaevis*, M. & H. Mouth of Judith R.  
 " *omitta*, M. & H., & *gracilentata*, M. Same as last.  
 " *subtortuosa* M. & H. Mouth of Judith R. Meek.



which I have given the generic name of *Cassiopella*,<sup>3</sup> describing the species under the name of *C. turricula*. It is figured on Plate 23. Like *Pyrgulifera*, it is the sole representative of an extinct generic type.† It is umbilicate, and in this respect differs from any other shell that has been referred to the Ceriphasiidae. It is referred to that family only provisionally, and because there appears to be equal or greater objections to referring it to any other established family. It is so referred mainly because of its agreement in form, and the character of its outer and inner lips.

Passing now to the three groups of fresh-water Eocene strata, the Wahsatch, Green River, and Bridger groups, as they are developed in Wyoming, Colorado, and Utah, we find that the genus *Goniobasis* constitutes even a more conspicuous feature of the fauna of those groups, as regards proportionate numbers of individuals, than it did in the Laramie period, although the number of species was so much greater then. Notwithstanding this great generic prominence, and also the fact that four species have been described by different authors from those fresh-water Eocene groups under the name of *Goniobasis*,‡ I am not at present prepared to admit that more than one well defined species has yet been found in any of the strata of those three groups. Taking this view, we must of course regard those forms which have been described as separate species, as only varieties of the first one described; although it cannot be denied that the variation is, in some cases, very considerable; and if intermediate forms had not been discovered, their specific separation would never have been called in question. In this view of the case I have selected *tenera* Hall as the specific name by which to designate this variable and abundant Eocene species of *Goniobasis*, because it was the first specific name that was applied to it by any author. It will be convenient and proper, however, to retain the other names as those of varieties, or even in some sense as species. For the same purpose I propose the name *Goniobasis columinis* for the extravagantly ornamented forms represented by Figs. 29 and 30 on Plate 31. A considerable series of these forms from different localities in those fresh-water Tertiary groups is given on Plate 31, which shows the wide range of variation and the transition of the forms and the character of their ornamentation.

\* For diagnosis of this genus and description and figures of the species, see An. Rep. U. S. Geol. Sur. Terr. for 1878, part I, pp. 65, 67, pl. 27, fig. 3.

† Since these paragraphs were written, Mr. Edgar A. Smith has published, in the Proceedings of the Zoological Society of London, two species under the new generic name of *Paramelania*, found living in Lake Tanganyika, in Africa, which seem to be congeneric with *Pyrgulifera*.

‡ These proposed species are respectively as follows: *Goniobasis tenera* (= *Cerithium tenerum* Hall), Fremont's Rep. Oregon & N. California, p. 308, pl. III, fig. 6; *G. simpsoni* Meek, Simpson's Rep. Great Basin Utah, p. 365, pl. v, fig. 1; *G. nodulifera* Meek (= *Cerithium nodulosum* Hall, Fremont, op. cit.), and *G. carteri* Conrad, An. Jour. Conch., vol. iv, p. 280, pl. 18, figs. 6 and 7.

Although the genus *Goniobasis* has not been recognized in any of the strata of North America of later age than the Eocene, it cannot be doubted that it existed somewhere during the later epochs; probably in some of the streams which have since become upper branches of the Mississippi River system, where it is now abundant.

In the Miocene fresh-water deposit, which has been several times referred to as occurring in Southern Idaho and Northern Nevada, called the Truckee Group by King, no species of the genus *Goniobasis* have been recognized; but Mr. Gabb obtained a shell which he referred to *Lithasia* (a genus which is regarded as a member of the Ceriaphsiidae), and described it under the name of *L. antiqua*.\* It is illustrated on Plate 32.

## RISSEOIDE.

The Rissoidæ, in consequence of their small size and comparative rarity, form an inconspicuous feature of the non-marine fossil fauna which are discussed in this article; and yet they are interesting because they show that as early at least as the close of Mesozoic time several genera of that family inhabited the then existing fresh and brackish waters; and that the most of those which have been discovered are either congeneric with existing forms, or so closely like them, that we cannot properly do otherwise than refer them to existing genera, although we may entertain some doubt as to their real affinities. Up to the present time eight fossil species have been published and referred to this family, most of which were obtained from the Laramie Group.

Among these the two living genera *Hydrobia* and *Bythinella* are recognized, and also one new genus, *Micropyrigus*, which was proposed by Mr. Meek.†

Four species, *Hydrobia subconica*, *H. anthonyi*, *H. eulimoides*, and *H. carrenana*, were described from the Laramie strata of the Upper Missouri River region by Meek & Hayden.‡ The first one comes from the Judith River beds, and the other three from the Fort Union beds. They are all illustrated on Plate 27. Except in the case of *H. anthonyi*, those authors express some doubt as to the true generic relations of these shells with *Hydrobia*, and reason for similar doubt seems to exist in relation to that species also. For present convenience, however, all four of these forms are left under *Hydrobia*, where those authors placed them.

The Fort Union Laramie beds also furnished Meek & Hayden with the types of their *Micropyrigus minutulus*,§ which they referred to the Rissoidæ. It is represented by copies of Mr. Meek's figures on Plate 26.

\* Paleontology of California, vol. ii, p. 13, fig. 22.

† U. S. Geol. Sur. Terr., vol. ix, p. 574.

‡ For figures and descriptions of these four species, see U. S. Geol. Sur. Terr., vol. ix, pp. 571-573, pl. 43.

§ U. S. Geol. Sur. Terr., vol. ix, p. 575, pl. 43, fig. 18.

Among the species which occur in the coal-bearing beds near Evanson, Wyo., several of which species have already been herein noticed, there occurs a slender form which I have described as *Hydrobia recta*.<sup>\*</sup> It is represented on Plate 27.

Another species was obtained by Professor Powell from certain strata in Utah, which he then referred to the Bitter Creek Group, but which may probably prove to be of Laramie age. This form was described by me under the name of *Hydrobia utahensis*.<sup>†</sup> It is represented on Plate 27.

The only remaining species to be noticed under the Bissoidae is *Hythiella gregaria*‡ Meek; which was obtained from the fresh-water Eocene strata at Pacific Springs, Southern Wyoming, by Dr. Hayden. This species is ~~also~~ represented on Plate 27.

## VIVIPARIDÆ.

Among the non-marine gasteropods of North America, no family is more conspicuous than the Viviparidæ, and, although this family ranks high in its class, it seems to have been fully established, essentially as it exists to-day, in the Jurassic period, and its origin was doubtless much earlier. It seems to have existed in greatest abundance in the Laramie and Eocene periods, but that is perhaps largely due to the fact that the conditions of their existence and preservation were greater then. After the Eocene, the preservation of the family doubtless took place in rivers, the great lacustrine waters of the continent having then passed away, or what remained seemed to have been uncongenial to Viviparine life.

The small collection of fresh-water shells which was obtained by Meek & Hayden from near the Black Hills, and by them referred, with some doubt, to the Jurassic period, has already been mentioned in connection with *Unio nucalis* and *Planorbis veterans*. Two other species were included in that collection, namely, *Viviparus gillianaus* and *Lio-placodes veterans*§ Meek & Hayden, both of which forms are illustrated on Plate 3.

Besides the original specimens of *Lio-placodes* no other representatives of the genus, either fossil or recent, have ever been discovered, and it therefore falls into the category of extinct types, a subject which will be briefly discussed on subsequent pages. These two species, being of Jurassic age, are the oldest members of the Viviparidæ that are yet known in North American strata.

No member of this family of Cretaceous age is yet known; and the next to be mentioned is a very large species from the Bear River

<sup>\*</sup> Powell's Rep. Geology of the Uinta Mountains, p. 132.

<sup>†</sup> Powell's Geology of the Uinta Mountains, p. 132.

<sup>‡</sup> An. Rep. U. S. Geol. Sur. Terr. for 1878, Part I, p. 48, pl. 19, fig. 6.

<sup>§</sup> For diagnosis of *Lio-placodes*, and description and figures of *L. veterans* and *Viviparus gillianaus*, see Paleontology of the Upper Missouri, pp. 115, 116, pl. v.

8/

Conrad  
south of  
? Mont  
trachif  
on Fort  
r. 15 m  
below G  
Montan  
Lecid  
Fort W  
in mil  
Fort W  
ear on  
Bonds  
Coffill  
Montan  
! Rayn  
v. Fort  
in, Cl  
of Pow  
R., M

Laramie beds of Southwestern Wyoming and the adjacent parts of Utah, which I described under the name of *Viriparus roussei*.<sup>\*</sup> It is represented on Plate 8.

The only species of *Viriparus* that is yet known to occur in the Judith River beds of the Upper Missouri River region is *V. conradi* Meek & Hayden,<sup>†</sup> which is illustrated on Plate 24; but the genus is abundantly represented in the Fort Union beds. Six species and one variety have been described by Meek & Hayden from the latter beds, under the following names (figures of which are given on Plates 24, 25, and 27): *Viriparus peculiaris*, *V. trochiformis*, *V. leidyi*, *V. leidyi* var. *formosa*, *V. reynoldsianus*, *V. levi* and *V. retusus*.<sup>‡</sup> A glance at these illustrations will show that the species they represent are evidently allied to each other, the relationship being so close in some cases as to suggest that future discoveries of specimens will probably reveal intermediate forms that must reduce the number of recognizable species by one-half at least.

A form similar to but shorter and more compact than *Viriparus levi* has been obtained from the Laramie strata of Crow Creek Valley east of the Rocky Mountains in Colorado, which is figured on Plate 25, and which I have described under the name of *Viriparus prudentius*.<sup>§</sup>

From certain strata in Central Utah, probably belonging to the Laramie Group, Professor Powell obtained some forms of *Viriparus* which closely resemble *V. trochiformis* and *V. leidyi*, respectively, and with which they are probably identical.

At Black Buttes Station, in Southern Wyoming, *Viriparus plicatissimus* [White, together with numerous other fresh and brackish water forms, have been found in the Laramie strata there, most of which have been mentioned on previous pages. This species is represented on Plate 24.

Another form, somewhat similar to *V. trochiformis*, to which I gave the name of *V. paungitchensis*,<sup>¶</sup> was obtained by Professor Powell from strata in Southern Utah, which, doubtless, belong to the Laramie Group. It is figured on Plate 25.

One of the most interesting species that has as yet been obtained from the Laramie Group is *Talotoma thompsoni*<sup>\*\*</sup> White, which has been found in Southern Wyoming, west of the Rocky Mountains, and also east of the same in Colorado. It is illustrated on Plate 24. It is referred to the genus *Talotoma* Haldeman, rather than to *Viriparus*, because of its nodular ornamentation; but since the operculum has

<sup>\*</sup>An. Rep. U. S. Geol. Sur. Terr. for 1878, Part I, p. 99, pl. 30, fig. 1.

<sup>†</sup>U. S. Geol. Sur. Terr., vol. ix, p. 579, pl. 42, fig. 15.

<sup>‡</sup>For descriptions and figures of all these forms, see U. S. Geol. Sur. Terr., vol. ix, pp. 577-584, pl. 44.

<sup>§</sup>An. Rep. U. S. Geol. Sur. Terr. for 1878, Part I, p. 98, pl. 28, fig. 5.

<sup>¶</sup>An. Rep. U. S. Geol. Sur. Terr. for 1878, Part I, p. 98, pl. 28, fig. 6.

<sup>¶</sup>Powell's Rep. Geology Uinta Mountains, p. 123.

<sup>\*\*</sup>An. Rep. U. S. Geol. Sur. Terr. for 1878, Part I, p. 100, pl. 28, fig. 2.

*Conradi* is fr.  
south of Judith  
Mts. Montana.

*trochiformis*  
on Fort Union  
12-15 miles  
below Fort Union,  
Montana.

*Leidyi* from  
Fort Union Gr.  
10 miles below  
Fort Union &  
ear mouth of  
Powder R., on  
the Yellowstone  
Montana.

*Reynoldsianus*  
in Fort Union  
Gr., Clear Fork  
of Powder  
R., Montana.

*Viriparus levi*,  
*V. retusus*, & *V.*  
*peculiaris* are  
from Fort Union  
Gr. of Fort  
Clark, Dakota.  
Meek.

never been discovered, all its known characteristics, except the one mentioned, agree with *Viviparus*, from which genus some naturalists do not separate *Talotoma*. There appears to be good reason, however, for separating the two groups as distinct genera among living North American mollusca; but it is nevertheless reasonable to suppose that they had a common origin in a single generic form in some one of the geological epochs. Such a community of origin, and probable original generic identity of these fossil Viviparine forms, is strongly suggested by comparing some of the specimens of *T. thompsoni*, upon which the nodules are only faintly developed, with typical specimens of *V. brachiiformis*, which have a closely similar form and similar revolving ridges, but no nodules. Indeed, some of the characteristics are so strikingly alike in both these species that one can hardly resist the suggestion that they themselves present the examples of such a community of origin as has been supposed. If this really was the case, and we accept *Talotoma* as a genus separate from *Viviparus*, we have an example of the evolution of a new generic form without a break in a recognizable line of descent. In other words, it is a case in which the generic and specific divergences in the line of descent were coincident, the former being the more distinct of the two, at least in the features presented by the shell.

From certain strata in Utah, which were referred to the Tertiary, but which probably belong to the Laramie Group, I described a species of *Viviparus*, under the name of *V. ianicus*;\* but all the known examples of it are very imperfect.

In the Eocene fresh-water strata of the West, perhaps the most abundant species next to *Goniobasis tenera* Hall, with which it is constantly associated, is *Viviparus paludineformis* Hall.† This species has been found especially plentiful in those strata of Colorado, Wyoming, and Utah. It presents some degree of variation in different districts, and in different layers at one and the same locality; but it is not nearly so variable a shell as is its associate *Goniobasis tenera*. Illustrations of *V. paludineformis* are given on Plate 30.

The only remaining species of *Viviparus* to be regularly noticed in this article is *V. wyomingensis* Meek;‡ which is figured on Plate 30. It has been found only in the Bridger Group, where it is comparatively rare.§

The differences which are recognizable between the shells of living species of *Viviparus* and *Campeloma*, respectively, are quite as distinctly discernible among the fossil forms which are noticed in this article. Recognizing the two genera as separate and distinct, we find, as one of the earliest known North American species of *Campeloma*, a form that

\*U. S. Expl. and Sur. West of the 100th Merid., vol. iv, p. 215, pl. xxi, fig. 6.

†Fremont's Rep. Oregon and N. California, p. 309, pl. iii, fig. 13.

‡Proc. Acad. Nat. Sci. Phila., vol. 1, (3), 1871, p. 182.

§See references to *V. lyelli* Conrad, *V. glabra* H. C. Lea, and *Paludina subglobosa* Emmons, on a subsequent page, under the head of spurious and doubtful species.

was described by Meek from the Bear River Laramie beds of Southwestern Wyoming, under the name of *C. macrospira*.<sup>\*</sup> It is illustrated on Plate 8.

Meek & Hayden obtained from the Judith River Laramie beds of the Upper Missouri River region a species to which they gave the name of *Campeloma retula*; † and examples of the same species have also been recognized in the Laramie strata at Black Buttes Station, in Southern Wyoming. It is illustrated on Plate 27.

Two other species of *Campeloma*, namely, *C. multistriata* and *C. multi-lineata* Meek & Hayden, were originally described from the Laramie strata near Fort Clarke, in the valley of the Upper Missouri. ‡ Both forms are represented on Plate 27. The former has also been somewhat doubtfully recognized at Black Buttes Station, in Southern Wyoming, and the latter in the valley of Crow Creek, east of the Rocky Mountains, in Colorado.

Among a collection of Laramie fossils made several years ago in the valley of the Yellowstone River by Mr. J. A. Allen are some examples of *Campeloma multistriata* that show the species to be much more variable than was indicated by the description and figures given by Meek & Hayden. Some of these have the typical form and characteristics as described by them, but others are strongly shouldered at the distal side of the two last volutions. Examples of these are given on Plate 27.

Associated with the foregoing are numerous examples of a very variable species, some of which examples have the characteristics of *Campeloma*, except that they are more than usually elongate, and some of them appear to have the characteristics of *Lioplax*, Tröschel. The species represented by these specimens appears to have never been described, and I therefore apply to it the name of *Campeloma (Lioplax?) producta*, indicating the form represented by figures 21 and 22 on Plate 26, as the type. Figures of the associated forms, and which perhaps belong to the same species, are also given on the same plate.

Shell, elongate-ovate; test, moderately thick; spire, more than usually produced for a species of this genus; volutions, six or seven, usually slightly flattened, or having a faint revolving depression upon the distal side near the suture, which is more apparent upon the larger than the smaller volutions; suture, deep and abrupt upon the proximal side; aperture and lips having the usual characteristics of *Campeloma* or *Lioplax*; surface, marked by the usual lines of growth, and by somewhat numerous revolving striae which are often obscure, but upon the smaller volutions of some of the examples a few of the striae are so strong as to produce a faint angularity. Among these examples are others which possess the general characteristics of those which are regarded as the

<sup>\*</sup> See An. Rep. U. S. Geol. Sur. Terr. for 1878, Part I, p. 102, pl. 20, fig. 2.

† U. S. Geol. Sur. Terr. vol. ix, p. 587, pl. 42, fig. 14.

‡ U. S. Geol. Sur. Terr., vol. ix, pp. 583 and 588, pls. 43, fig. 15, and 44, fig. 1

types; but two or three of the revolving striae upon the smaller volutions of these examples are much more prominent than in the case of typical examples. I at present, however, regard these as only varieties of a very variable species. Examples of this variety are illustrated with the others on Plate 26.

The collection made by Mr. Allen also contains *Viriparus trochiformis* and *V. retusus* and *V. leai* Meek & Hayden, and *Unio senectus* White.

## VALVATIDÆ.

The Valvatidæ like the Rissoidæ are inconspicuous among the fossil non-marine fauna of North America, but the family which is essentially a fresh-water one, seems to have become established at least as early as Mesozoic time. Indeed, although the *Valvatidæ* are among the more highly organized of the fresh-water mollusca, they seem to have co-existed with the earliest fresh-water gill-bearing mollusks that are yet known to us.

Among the fresh-water Jurassic fossils that were obtained by Meek & Hayden from the vicinity of the Black Hills, and which have been already several times mentioned on previous pages, is a form to which those authors gave the name of *Valvata scabrida*,\* and which is the earliest known species of that genus in North American strata. It is illustrated on Plate 3, by a copy of Meek's figure.

The next known species in the order of time is *V. nana* Meek,† which was obtained by him from the Cretaceous estuary deposit at Coalville, Utah, which has before been mentioned. It is illustrated on Plate 5.

From the Judith River Laramie beds of the Upper Missouri River region, Meek & Hayden described a form under the name of *Valvata ? montanaensis*; and from the Fort Union beds of that region, two others, under the names, respectively, of *V. subumbilicata* and *V. parvula*.‡ The latter is probably only a variety of the former. All three of the last named forms are illustrated on Plate 27 by copies of Meek's figures.

For the purpose of presenting the subject of the foregoing pages synoptically, the following table has been prepared. It is intended as a list of all the known species of the fossil non-marine mollusca of North America; and is also intended to show the geological position of each species, and consequently the present known range in geological time, of the families and genera to which they belong. The names of the divisions of geological time used in this table will be found explained on page 8 *et seq.*

In making up the following list, preoccupied names, and generic names which have been wrongly used, are omitted, but such as are regarded as

\* Paleontology of the Upper Missouri, p. 113, pl. iv, fig. 2.

† See An. Rep. U. S. Geol. Sur. Terr. for 1878, Part I, p. 33, pl. 12, fig. 17.

‡ For descriptions and figures of these three forms see U. S. Geol. Sur. Terr., vol. ix, pp. 590-592, pl. 42, and woodcuts.

synonyms that have been made such by mistaken identification of species are given in italics. It is probable that several other like synonyms still remain among those that are not italicised, but it is not thought best to thus characterize them without further investigation, because, as has been already remarked, this article is not a revision of these fauna, but merely a review. Those which are enumerated under the head of spurious and doubtful species on subsequent pages are purposely omitted from this list. Materials for large additions to this list will, without doubt, be obtained through future operations of the Survey, and from other sources.





Tabular view of the non-marine fossil mollusca of North America—Continued.

	Devonian.	Carboniferous.	Triassic.	Jurassic.	Cretaceous.	Laramie.	Tertiary.			Post-tertiary.	
							Eocene.	Miocene.	Pliocene.	Quaternary.	Recent.
<b>CONCHIFERA—Continued.</b>											
<b>UNIONIDÆ—Continued.</b>											
<i>Unio propheticus</i> White.....											
<i>U. brachyopisthus</i> W.....							X				
<i>U. proavivus</i> W.....							X				
<i>U. aldrichi</i> W.....							X				
<i>U. gonionbonatus</i> W.....							X				
<i>U. holmeslanni</i> W.....							X				
<i>U. gonionotus</i> W.....							X				
<i>U. mendax</i> W.....							X				
<i>U. eluopisthus</i> W.....								X			
<i>U. meekii</i> W.....								X			
<i>U. shoshonensis</i> W.....								X			
<i>U. washaklensis</i> Meek.....								X			
<i>U. haydeni</i> M.....								X			
<i>U. tellinoides</i> Hall.....								X			
<b>CYRENIDÆ.</b>											
<i>Cyrena dakotensis</i> Meek & Hayden.....							X				
<i>C. earletoni</i> M.....							X				
<i>Coriuela (Veloritina) durkeel</i> M.....								X			
<i>C. occidentalis</i> M. & H.....								X			
<i>C. bannisteri</i> M.....								X			
<i>C. cytheriformis</i> M. & H.....								X			
<i>C. nebrascensis</i> M. & H.....								X			
<i>C. (Leptæthes) fracta</i> M. & H.....								X			
<i>C. (L.) subelliptica</i> M. & H.....								X			
<i>C. (L.) macropletha</i> W.....								X			
<i>C. (L.) planumbona</i> M.....								X			
<i>C. umbonella</i> M.....								X			
<i>C. angheyi</i> W.....								X			
<i>C. berthoudi</i> W.....								X			
<i>C. eloburni</i> W.....								X			
<i>C. obesa</i> W.....								X			
<i>C. cardineiformis</i> W.....								X			
<i>Sphærium planum</i> M. & H.....								X			
<i>S. recticardinale</i> M. & H.....								X			
<i>S. formosum</i> M. & H.....								X			
<i>S. subellipticum</i> M. & H.....								X			
<i>S. rugosum</i> M.....									X		
<i>S. ? idahoense</i> M.....										X	
<b>PISIDIIDÆ.</b>											
<i>Pisidium sagittatum</i> W.....							X				
<b>CORBULIDÆ.</b>											
<i>Corbula pyriformis</i> M.....							X				
<i>C. englemanni</i> M.....							X				
<i>C. undifera</i> M.....							X				
<i>C. undifera</i> , var. <i>subundifera</i> W.....							X				

Tabular view of the non-marine fossil mollusca of North America—Continued.

	Devonian.	Carboniferous.	Triassic.	Jurassic.	Cretaceous.	Laramie.	Tertiary.			Post-tertiary.
							Eocene.	Miocene.	Pliocene.	Quaternary.
<b>CONCHIFERA—Continued.</b>										
<b>Corbulidae—Continued.</b>										
<i>Corbula subtrigonalis</i> Meek & Hayden.....						X				
<i>C. perundata</i> M. & H. ....						X				
<i>C. crassatelliformis</i> Meek.....						X				
<i>C. trochidophora</i> M. ....						X				
<i>C. maetrijiformis</i> M. & H. ....						X				
<b>GASTEROPODA.</b>										
<b>Auriculidae.</b>										
<i>Melaampus? antiquus</i> M. ....					X					
<i>Rhytophonos priscus</i> M. ....						X				
<i>R. meekii</i> White.....						X				
<b>Limnæidae.</b>										
<i>Limnæa (Limnophysa) nitidula</i> M. ....						X				
<i>L. (Avella) holdemani</i> W. ....						X				
<i>L. (Pleurodimnæa) tenuicostata</i> M. ....						X				
<i>L. vetusta</i> M. ....							X			
<i>L. similis</i> M. ....							X			
<i>L. (Leptolimnæa) minuscula</i> W. ....							X			
<i>L. meekii</i> Evans & Shumard.....								X		
<i>L. shumardi</i> M. ....								X		
<i>L. (Polyrhytis) kingii</i> M. ....									X	
<i>Planorbis veteris</i> M. & H. ....				X						
<i>P. convolutus</i> M. & H. ....						X				
<i>P. (Bathymorphus) amplexus</i> M. & H. ....						X				
<i>P. (B.) planconvexus</i> M. & H. ....						X				
<i>P. (B.) kanabensis</i> W. ....						X				
<i>P. (Gyraulus) militaris</i> W. ....						X				
<i>P. utahensis</i> M. ....							X			
<i>P. spectabilis</i> M. ....							X			
<i>P. cirratus</i> W. ....							X			
<i>P. aequalis</i> W. ....							X			
<i>P. vetustus</i> M. & H. ....								X		
<i>P. nebrascensis</i> E. & S. ....								X		
<i>P. leidy</i> M. & H. ....								X		
<i>P. lunatus</i> Conrad.....								X		
<i>Carinifex (Vortieflex) tryoni</i> M. ....								X		
<i>C. (V.) binneyi</i> M. ....								X		
<b>Physidae.</b>										
<i>Physa earletoni</i> M. ....					X					
<i>P. copei</i> W. ....						X				
<i>P. felix</i> W. ....						X				
<i>P. pleromatis</i> W. ....							X			
<i>P. bridgeensis</i> M. ....							X			
<i>P. secalina</i> E. & S. ....								X		
<i>Hulinus arvensis</i> W. ....						X				
<i>H. subelongatus</i> M. & H. ....						X				

Tabular view of the non-marine fossil mollusca of North America—Continued.

	Devonian.	Carboniferous.	Triassic.	Jurassic.	Cretaceous.	Laramie.	Tertiary.				Post-tertiary.
							Eocene.	Miocene.	Pliocene.	Quaternary.	
<b>GASTEROPODA—Continued.</b>											
<b>PHYSIDÆ—Continued.</b>											
<i>Bullinus longusculus</i> Meek & Hayden						X					
<i>B. rhomboides</i> M. & H.						X					
<i>B. disjunctus</i> Wilte.						X					
<i>B. kanabensis</i> W.						X					
<b>ANCYLIDÆ.</b>											
<i>Aeroloxus minutus</i> M. & H.						X					
<i>Ancyclus undulatus</i> Meek								X			
<i>Latin dallii</i> W.								X			
<b>ARIONIDÆ.</b>											
<i>Zonites prisens</i> Dawson		X									
<i>Z. marginalis</i> Conrad								X†			
<b>VITRINIDÆ.</b>											
<i>Vitrima ? obliqua</i> M. & H.						X					
<i>Dyalina ? occidentalis</i> M. & H.						X					
<i>H. ? evansi</i> M. & H.						X					
<i>Macrocyclus spatulosa</i> M. & H.							X				
<b>HELICIDÆ.</b>											
<i>Dawsonella meekii</i> Bradley		X									
<i>Helix vetusta</i> M. & H.						X					
<i>H. (Strobila ?)</i> <i>kanabensis</i> W.						X					
<i>H. (Patula ?)</i> <i>sepulta</i> W.						X					
<i>H. (Tritidopsis ?)</i> <i>evanstonensis</i> W.						X					
<i>H. (Aglaita ?)</i> <i>peripheria</i> W.							X				
<i>H. (Arlanta ?)</i> <i>riparia</i> W.							X				
<i>H. (A. ?)</i> <i>leidyi</i> Hall & Meek								X			
<i>H. ? veterna</i> M. & H.							X				
<i>Thamnostus limneiformis</i> M. & H.						X					
<i>Helinus floridanus</i> Conrad							X				
<i>Colonna teres</i> M. & H.						X					
<i>C. vermicula</i> M. & H.						X					
<b>PUPIDÆ.</b>											
<i>Strophites grandava</i> Dawson	X										
<i>Pupa vetusta</i> D.		X									
<i>P. bigsbyi</i> D.		X									
<i>P. vernillionensis</i> Bradley		X									
<i>Anthraeopupa ohioensis</i> Whitfield		X									
<i>Pupa (Lencoechella ?)</i> <i>incolata</i> W.							X				
<i>P. (Pupilla ?)</i> <i>arenula</i> W.							X				
<i>P. (P. ?)</i> <i>atavunula</i> W.							X				
<b>SUCCINIDÆ.</b>											
<i>Succinea (Brachyspira)</i> <i>papillifera</i> W.							X				
<b>NERITIDÆ.</b>											
<i>Neritina nebrascensis</i> M. & H.				X							
<i>N. naticiformis</i> W.						X					

Tabular view of the non-marine fossil mollusca of North America—Continued.

	Devonian.	Carboniferous.	Triassic.	Jurassic.	Cretaceous.	Laramie.	Tertiary.			Post-tertiary.
							Eocene.	Miocene.	Pliocene.	
							Quaternary.	Recent.		
GASTEROPODA—Continued.										
NERITIDÆ—Continued.										
<i>Neritina voerlincata</i> White.....						X				
<i>N. bruneri</i> W.....						X				
<i>N. hamisteri</i> Meek.....					X					
<i>N. (Velatella) bellutula</i> M.....					X					
<i>N. (V.) carditoidea</i> M.....					X					
<i>N. (V.) baptista</i> W.....					X					
CERITHIIDÆ.										
<i>Cerithidea nebrascensis</i> Meek & Hayden.....						X				
MELANIDÆ.										
<i>Melania wyomingensis</i> M.....						X				
<i>M. claihorrensensis</i> Heliprin.....						X				
<i>M. larunda</i> W.....						X				
<i>M. ? insculpta</i> M.....						X				
<i>M. ? sculptilis</i> M.....							X			
<i>M. ? sub sculptilis</i> M.....							X			
<i>M. ? taylori</i> Gabb.....							X			
<i>Pyrgulifera humerosa</i> M.....						X				
<i>Melanopsis ? americana</i> W.....						X				
CERIPHIASIDÆ.										
<i>Goniobasis cichurni</i> W.....						X				
<i>G. chrysalis</i> M.....						X				
<i>G. chrysalloidea</i> W.....						X				
<i>G. macilenta</i> W.....						X				
<i>G. (Lioplax ?) endlichi</i> W.....						X				
<i>G. convexa</i> M. & H.....						X				
<i>G. invenusta</i> M. & H.....						X				
<i>G. sublevis</i> M. & H.....						X				
<i>G. omitta</i> M. & H.....						X				
<i>G. ? subtoriosa</i> M. & H.....						X				
<i>G. gracilenta</i> M.....						X				
<i>G. (Lioplax ?) nebrascensis</i> M. & H.....						X				
<i>G. (Lioplax ?) tenuicarinata</i> M. & H.....						X				
<i>G. tenera</i> Hall.....						X				
<i>G. nodatijera</i> M.....						X				
<i>G. simpsoni</i> M.....						X				
<i>G. carteri</i> Conrad.....						X				
<i>Lithasia antiqua</i> Gabb.....						X				
<i>Cassiopeia turricula</i> W.....						X				
LISSOIDÆ.										
<i>Hydrobia subconica</i> M.....						X				
<i>H. anthonyi</i> M. & H.....						X				
<i>H. enlimoides</i> M.....						X				
<i>H. warreniana</i> M. & H.....						X				
<i>H. recta</i> W.....						X				
<i>H. utahensis</i> W.....						X				

Tabular view of the non-marine fossil mollusca of North America—Continued.

	Devonian.	Carboniferous.	Triassic.	Jurassic.	Cretaceous.	Laramie.	Eocene.	Tertiary.		Post-tertiary.
								Miocene.	Pliocene.	
								Quaternary:		Recent.
<b>GASTEROPODA—Continued.</b>										
<b>Rissoïdæ—Continued.</b>										
<i>Microgyrus minutulus</i> Meek & Hayden.....						X				
<i>Bythinella gregaria</i> Meek.....							X			
<b>VIVIPARIDÆ.</b>										
<i>Viviparus gilllanus</i> M. & H.....				X						
<i>Lioplacodes veterans</i> M. & H.....				X						
<i>Viviparus euseii</i> White.....						X				
<i>V. conradi</i> M. & H.....						X				
<i>V. peculiaris</i> M. & H.....						X				
<i>V. trachiformis</i> M. & H.....						X				
<i>V. ledyi</i> M. & H.....						X				
<i>V. ledyi</i> var. <i>fermosa</i> M. & H.....						X				
<i>V. leui</i> M. & H.....						X				
<i>V. reynoldsianus</i> M. & H.....						X				
<i>V. retusus</i> M. & H.....						X				
<i>V. prudentius</i> W.....						X				
<i>V. pileopressus</i> W.....						X				
<i>V. pangultchensis</i> W.....						X				
<i>V. lonicus</i> W.....						XI				
<i>V. paludineformis</i> Hall.....							X			
<i>V. wyomingensis</i> M.....							X			
<i>Tubotoma thompsoni</i> W.....						X				
<i>Campeloma macrospira</i> M.....						X				
<i>C. vetula</i> M. & H.....						X				
<i>C. multistriata</i> M. & H.....						X				
<i>C. multilinea</i> M. & H.....						X				
<i>C. (Lionax) producta</i> W.....						X				
<b>VALVATIDÆ.</b>										
<i>Valvata scabrida</i> M. & H.....				X						
<i>V. nana</i> M.....					X					
<i>V. montanaensis</i> M.....						X				
<i>V. subumbilicata</i> M. & H.....						X				
<i>V. parvula</i> M. & H.....						X				

## SPURIOUS AND DOUBTFUL SPECIES.

The species mentioned in the following notes were not included in the foregoing list because a part of them do not belong to the non-marine mollusca as they were supposed to do by the authors who first described them; concerning the true character of others there is some room for doubt, and the published information concerning the remainder is either unsatisfactory or erroneous.

In the Annual Report of the Geological Survey of New York for 1839, pp. 65, 66, Mr. T. A. Conrad published descriptions of four species of mollusks from the Medina Sandstone (Upper Silurian) under the names respectively, of *Planorbis trilobatus*, *Cyclostoma perretusta*, *Unio primigenius*, and *U. orthonotus*. All these are now known to be marine species, and to belong, respectively, to the genera *Bucania*, *Pleurotomaria*, *Cypriocardites*, ? and *Modiolopsis*.

In the American Journal of Science and Arts (1.), Vol. XXIX, p. 149 *et seq.*, Plate I, Figs. 17-22, Dr. S. G. Morton briefly described and rudely figured five forms which he named, respectively, *Unio petrosus*, *U. tumulatus*, *U. terrenus*, *U. saculum*, and *Anodonta hildrethi*; and which he reported as having been obtained from Coal-measure strata in southern Ohio. If these fossils were really obtained from Coal-measure strata, our present knowledge of the fauna of that period, at least as it was developed in the region indicated, makes it improbable that they were correctly referred to the genera *Unio* and *Anodonta*. It is more probable that they were obtained from a post-Tertiary deposit, and that they really belong to living species.

In the proceedings of the Academy of Natural Sciences of Philadelphia, 1868, pp. 162-164, Dr. Isaac Lea described ten species under the following names, respectively: *Unio nasutooides*, *U. radiatooides*, *U. subrotundoides*, *U. cariasoides*, *U. humerosoides*, *U. roanokooides*, *U. ligamentoides*, *U. alutoides*, *Anodonta grandiooides*, and *A. corpulentoides*. They were obtained from a deposit in New Jersey which Dr. Lea regarded as "Lower Cretaceous," but which is almost certainly of post-Tertiary date. Moreover, they probably belong to the living species, the resemblance to which is so plainly indicated by the respective names which Dr. Lea applied to them.

In Paleontology of California, Vol. II, p. 88, Mr. Gabb speaks of having found the following species of *Helix* in a fossil condition, in different parts of that State, part of them being referred to strata of Pliocene age, although the species are all now living in that region: *Helix fracta* Newcomb, *H. hildebrandi* Newcomb, *H. mormonum* Pfr., *H. tryoni* Newcomb, and *H. tudiculata* Binney.

Mr. H. C. Lea described a shell under the name of *Turbo glaber* in the

Transactions of the American Philosophical Society, Vol. IX, p. 267, Plate 37, Fig. 87, which Mr. Conrad stated in Proc. Acad. Nat. Sci. Philad. 1862, p. 567, to be identical with the *Paludina subglobosa* of Eamons (Geology of North Carolina, p. 273, Fig. 186). This assumed identity is doubtful. The latter is probably either a *Viriparus* or a *Campeloma*. The former is probably neither.

From the Eocene strata of Wilmington, North Carolina, Sir Charles Lyell obtained the natural cast of a shell which he referred to *Paludina* and published (Jour. Geol. Soc. Lond., Vol. I, p. 431) a figure of it, but without a specific name. Conrad subsequently (Am. Jour. Conch., Vol. I, p. 32) gave the name *Viriparus lyelli* to this form. It is probably a true *Viriparus*, but its characters are not sufficiently known to settle the question definitely.

In Fremont's Report on Oregon and Northern California, pp. 308, 309, Plate III, Professor Hall has figured and described several forms which have not been mentioned in the body of this article. They probably belong to a fresh-water fauna, although it was supposed that they were of marine origin when they were described. The specimens he had were evidently imperfect, but I have never seen them, and I have been unable by aid of Professor Hall's descriptions and figures to identify the species which they represent among any collections made in the West. The following are the names given them by Professor Hall in the work cited: *Nucula impressa* (?), *Cytherea parvula*, *Pleuromaria uniangulata*, *Cerithium fremonti*, *Natica* (?) *occidentalis*, and *Turritella bilineata*.

In Vol. III, p. 10, American Journal of Conchology, Mr. T. A. Conrad published a description and figure of a shell from the Carboniferous strata of Kansas, under the new generic name of *Prisonaia*, referring it to the Unionida. It is probably a species of *Schizodus*, and therefore belongs to the Trigoniidae.

In Vol. VI, of the same Journal, Conrad described *Melania decursu* and *Anodonta decurtata* "from Colorado." Because he did not state any locality or formation from which they were obtained, these species are not include in the text of this article. The former is probably from Oregon and identical with *M. taylori* Gabb.

#### GENERAL DISCUSSION.

Upon the preceding pages I have presented a synopsis of all the known fossil non-marine mollusca of North America, in the course of which it has been shown that many of the types now recognizable among the living non-marine mollusks have great antiquity; but that certain of the types which have been recognized only among the fossil species, and are therefore regarded as certainly extinct, were contemporaneous with many of those which survived. Before closing this



article it will be proper to present some general discussion of the nature of the relations which these fossil forms bear to each other and to those now living, and to make some suggestions as to the probable lines of descent of the latter, and the causes of the destruction of those which have failed to survive.

In the present state of general knowledge of the subject, it seems hardly necessary to state in detail that these relations are regarded by naturalists as genetic in their character, and that the various forms which we discover, both living and fossil, have been evolved from pre-existing primary forms. If the theory of the evolution of organic things is to be accepted in any sense, it seems necessary to conclude that molluscan life began in the sea, and that all fresh-water and land mollusca have been primarily derived from those of marine origin.\*

While it is not my purpose to discuss this theory as such, it will be necessary, in the course of the remarks which are to follow, not only to refer to some of the phases which the subject presents when viewed in relation to the probable origin and distribution of the non-marine fossil mollusca, but it will also be necessary to adopt that theory at least as a working and explanatory hypothesis. Indeed, without an hypothesis of this kind, the structural relations which we find to exist between those fossil forms among themselves and between the fossil and living forms are meaningless and unimportant. With the acceptance of such a theory investigations like these become part of the elucidation of a grand history which has fortunately been self-registering and subject to errors only of interpretation arising mainly from imperfection of evidence.

If, as has been premised, the first molluscan life began in the sea, and the first non-marine mollusca were evolved from those which originated in marine waters, we may well inquire whether at least a part of those non marine forms which subsequently existed had not also a similar origin, and whether we may not consequently regard the great tide of

\*It is well known that in the case of some families of living mollusca, while certain species will thrive in brackish waters, none of them will live in perfectly fresh waters. Living examples of this fact are common, and some have been observed among the Laramie fauna. But too many facts are known concerning the ability of other mollusks to pass from saline to fresh waters, to leave room for reasonable doubt that the fresh-water mollusca were primarily derived from the marine. Moreover, the evidence seems conclusive that many species whose living congeners are found exclusively in fresh waters were in former geological epochs able to live in waters that were more or less saline. It is the opinion of the writer also that in all or nearly all cases where marine types of mollusks, fishes, &c., have been found in brackish and fresh waters, or their remains in deposits of such origin, they have become habituated to such waters by having been landlocked by the rising sea-bottom around them. That is, they were probably forced to conform to a change of habitat that they would not have voluntarily chosen. It is probable also that, as a rule, the fresh water mollusca have been developed as such by compulsion of this character and not by voluntarily forsaking marine for fresh waters. Once developed as purely fresh water mollusca, certain forms at least became incapable of a return to marine waters; but certain other forms seemed capable of surviving a partial but not complete freshening of the waters.

non-marine molluscan life that has come down to us from the past as having been made up of many contributing streams which had the sea as their source, rather than regard it, figuratively speaking, as a stream having an ancient and perhaps single source, augmenting in volume and throwing off from itself numerous branches which became collateral lines of descent. It is reasonable to suppose that both these conditions of evolution have prevailed, namely, that while some of the genetic lines of the non-marine mollusca may, and doubtless do, run back to paleozoic time, the families of non-marine mollusks have had many accessions from the sea from time to time during the successive geological ages, and that each of these accessions was, at least potentially, the source of subsequent collateral lines of descent. But the question of the primary origin of these lines of descent is not an essential one in these discussions, because I propose now only to consider the evidence that they have existed, and make some inquiry into the character and relations of certain of those lines which may be regarded as directly lineal. In these inquiries I shall treat coincidences of structure among the fossil and recent shells which come under consideration not only as indications but as proof of genetic relationship; and this relationship as fundamentally pertaining to the geological and zoological history of the molluscan life which they represent.

It is true that the incompleteness of the material which is or that we may ever hope to have available for study is so great as to leave many gaps, at least in the details, of the life-histories of all the types which have been recognized among the fossil mollusca.

When, therefore, we come to trace the probable lines of succession of the various types of non-marine mollusks, we are met with certain difficulties, both apparent and real; and in endeavoring to account for the manner in which those lines may have been preserved unbroken through successive geological periods, the difficulty seems especially great, when casually considered, in the case of the fresh-water gill-bearing mollusca.

The prevalence of the sea has always been practically universal; and the various movements which the earth's crust has undergone since life began in the sea, while they have repeatedly disturbed or destroyed the habitats of its molluscan denizens in certain localities, and have broken many of the lines of genetic succession of types that had from time to time become established, there has evidently never been anything like such a general destruction of life in the sea as would either break or materially interfere with the greater part of the principal lines of such succession. In short, the marine field for the development and perpetuity of molluscan life has been ample and unbroken from the beginning to the present time, and we are at no loss to understand how continuous lines of genetic succession of its denizens may have extended down through all the geological ages, modified, it is true, by immediately environing and cosmical causes, but still unbroken. We may at least

conclude that if every molluscan species that now exists in the sea has not been lineally derived from the earliest molluscan forms that have existed in it, there have been no such changes of its physical conditions as would preclude such a possibility.

When we come to the study of the fossil pulmonate molluscan, especially the land-shells, we have also little or no difficulty in understanding how it has been possible for continuous lines of existence of these mollusks to be preserved through successive geological periods upon any continental area, such for example as North America, notwithstanding the numerous and great physical changes that have taken place within its area during those periods. Being air-breathers, nothing has apparently occurred to prevent their safe migration to other ground whenever that which they may have at any time occupied became uncongenial by reason of physical changes, because, as a rule, those changes were effected so slowly that a continuity of congenial habitat for such mollusks was not necessarily broken. They were thus apparently as capable of preserving a continuous existence through successive geological periods as the marine mollusca were.

But, as before intimated, when we come to the study of the fossil shells of the fresh-water gill-bearing molluscan, which in their living state must necessarily have been confined to fluviatile and lacustrine waters, it is not easy to understand, without a special explanation, how continuous generic lines could have been preserved (as we find they were preserved even down to the present time) through a succession of geological periods, during which the great lakes, as we know, and all the rivers, as is generally but erroneously believed, in which those mollusks lived, have been successively obliterated.\* Rivers are separated from each other by intervening land, and, running to the sea, their mouths are separated by marine waters, neither of which barriers are fresh-water gill-bearing mollusks capable of passing. But if it can be shown that throughout those geological periods and down to the present time there has been direct continuity of fresh water by means of lakes or rivers, or both, the case is plain enough. Indeed, as precarious as the existence of continuous life of that kind may seem to have been, under the circumstances of such vast physical changes as are known to have occurred, we are forced to conclude that it is in this direction that we must seek for an explanation of the manner in which were preserved

\* It may be suggested that the distribution of these forms from one river or river system to another, may have taken place by the transportation of the mollusks or their eggs by aquatic birds. While such transportation is admitted to have been possible in some cases, it cannot be admitted as a probable cause of any considerable part of the distribution that must have occurred during the several geological epochs in which the molluscan types referred to are known to have existed. Notwithstanding the annual migration of myriads of aquatic birds between the northern and southern portions of North America at the present time, and doubtless also ever since it has been a continent, the fresh-water molluscan fauna of those regions, respectively, are still distinct.

the fresh-water molluscan types that have been found in the various groups of North American Mesozoic and Cenozoic strata, and that we also find among living molluscs. That is, they have been preserved through a continuity of habitat in the congenial fresh waters of lakes and rivers, flourishing in the lakes, when they existed, as well as in the rivers, and escaping by the streams which were the former outlets and inlets of the lakes, but which continued to flow after the obliteration of the latter, as rivers or tributaries of river systems.

Lakes are only parts of unfinished river systems which disappear by being drained when the system is finished by the gradual wearing down of its channel. A lake consequently contains essentially the same aqueous fauna that the fluvial portion of the system does in case the water of the lake is wholly fresh; or a modification of that fauna if the waters of the lake are more or less saline. The great lakes which existed in Western North America in the Tertiary and Laramie periods successively became obliterated, but we may reasonably conclude that at least a part of the river channels of to-day have existed as such from earlier geological times; that the greater part of them were established in epochs anterior to our own, and that those of some of the tributaries of the present Mississippi River system are identical, at least in part, with former outlets or inlets, or both, of the great ancient lakes which have just been referred to. Consequently we may reasonably conclude also that the molluscan fauna of the Mississippi River system is finally descended from the faunas of those ancient lakes, and the river systems of which they constituted lacustrine portions.\* This view is confirmed

\* I here include the Laramie Sea in the use of the term "lacustrine," the term "sea" being used simply to indicate that its waters were saline and not fresh; just as the Black and Caspian are called seas instead of lakes, and for the same reason. It may seem to be the use of a misnomer to speak of the Laramie Sea as a part of a river system, because it was so immensely large, and the continental area which was drained into it was proportionally so small, but if these views concerning the conditions which then existed are correct, that sea, with its tributaries and outlet, differed only in degree and not in kind, from any river system which has a lake of any size in its principal course. The waters of that sea having been saline, the Laramie hydrographic system more nearly resembled that of the Black Sea than any other now existing that is equally well known; and, although the ancient sea has long since disappeared from the face of the earth, its "Hellespont" still flows as a part of the Missouri River, or of some one of its tributaries.

The commingling of brackish-water and fresh-water fossil forms in an estuary deposit is readily explained by the supposition that the river which debouched into the estuary brought down the latter and mingled them with the former. But the commingling of brackish-water and fresh-water forms occurs in some portions of the Laramie deposits under such conditions as to compel the belief that some of them at least lived and thrived together. There is evidence also that the fresh-water fauna proper of the Laramie system not only inhabited the streams which emptied into its sea, but that in great and shifting areas of the sea itself the waters were sufficiently fresh to allow the existence in them of such mollusks as *Uta*, *Goniobasis*, *Vielparus*, *Campeloma*, &c., and saline enough in other parts for the existence of *Ostrea*, *Naomia*, *Corbula*, &c. This view of the conditions of the Laramie Sea being accepted it is plainly seen to have been, what Ritter has aptly termed, an unfinished river system, though an extreme example.

by the identity of the living with the fossil molluscan types, which has already been referred to.

Rivers have of course existed ever since a sufficient extent of continental surface was raised above the sea to accumulate the waters that fell from the clouds; and in view of the mighty changes that have taken place during the progressive growth of the North American continent, especially the elevation of its great mountain systems and plateaus, it would be natural to suppose that the earliest rivers at least have been obliterated. Some have no doubt been obliterated, but contrary to what has been the general belief, the recent labors of Powell, Dutton, and others have shown that the rivers of North America have been among the most persistent of its physical features; that many of them are older than the mountain ranges of the regions which the rivers traverse, and that they have not yielded their "right of way" when the mountain ranges and plateaus were raised, but continued during and after that elevation to run in essentially the same lines which they had chosen when the region they traversed was a plain instead of a mountainous one. That ancient river systems have been in some, and perhaps many instances, to a greater or less extent divided, as a consequence of unequal continental elevation, or from other causes, is quite certain; and it was doubtless in part by this means that the dispersion of freshwater mollusca into different river systems has been effected. That some formerly existing rivers with their lacustrine portions have been obliterated and their molluscan fauna destroyed is doubtless also true, but these facts do not necessarily affect the correctness of the view concerning the general persistent integrity of rivers and river systems which has been referred to.\*

The coalescence of separate minor drainage systems by the confluence of their lower portions into a common channel during the progressive elevation of the continent has also been an important means of the dispersion of fluvatile mollusca. By such coalescence, what were once separate rivers or minor drainage systems became parts of larger ones; as, for example, the union of the separate peripheral members of the great Mississippi River system, which now forms a common drainage for the principal part of the continent. The Ohio and Upper Mississippi, the two most ancient portions of the present great system, were once separate rivers, emptying into a northern extension of the Great Gulf; and it is practically certain that neither of them received that portion of the mol-

\*The discovery of so few traces of fluvatile deposits as have been made among the strata of the earth is probably due to the persistent adherence of rivers to their ancient channels. When land upon which rivers have formerly run has subsided beneath the level of the sea, the fluvatile deposits were doubtless destroyed by the encroaching marine waters. If the land continued to rise, as has been so generally the case in the gradual production of the North American continent, the earlier river deposits were swept away in later times by their own waters, as their valleys were broadened and deepened. It is therefore, as a rule, only in the deposits of lacustrine portions of ancient river systems that their fauna have been preserved.

molluscan fauna, which now so strongly characterizes them, until after the confluence with them of the western portions of the present great river system which brought that fauna from its ancient home in the western part of the continent.\*

Rivers having been thus persistent, and the manner in which confluence of the waters of many of them has been effected being understood, it is no more remarkable that the types of fresh-water gill-bearing mollusca have come down to us from former geological periods practically unchanged, than it is that marine and land mollusca have reached us bearing the imprint of their really ancient, but what we have been accustomed to call, modern types.


The manner in which the various types of molluscan life have probably come down to the present time from former geological periods having been pointed out, we come next to inquire to what extent the views thus expressed are confirmed by a comparison of the living with the fossil non-marine mollusca. As regards the fresh-water and land mollusca, it may be stated without hesitation that those views are fully confirmed by such a comparison. That is, we find between the fossil and living faunae such an extensive agreement of types as to compel the conclusion that the former represent the latter ancestrally. It is true our investigations have shown that some of the types of fresh-water gill-bearing mollusca which existed in Mesozoic and Cenozoic time are not represented among living forms, having become extinct; but every family, almost every if not every genus, and many of the subordinate divisions of those genera that are known among living North American fresh-water mollusca, have been recognized among the species that constitute the different faunae, the fossil remains of which have been collected from the Mesozoic and Cenozoic strata of Western North America.† These investigations also show the interesting fact that while considerable numbers of types among the mollusca referred to have been from time to time extinguished, the extinguishment having in some instances taken place as late as the Pliocene epoch, few or no new ones appear to have been introduced to replace any of them

\* These remarks are made with especial reference to the Unionidae; but they are also applicable to other gill-bearing mollusca, and they will no doubt apply with equal force to at least a part of the ichthyic fauna of that great river system. The progenitors of the ganoids now living in that river system were doubtless originally landlocked in the Laramie sea, continued through the fresh water Eocene lakes, and finally escaped to the present river system in the manner already suggested.

† The extinctions referred to seem to have been caused by a failure of the waters in which the lost types lived, to secure a continuous flow into any existing river system. This is of course equivalent to supposing an exception to the rule already announced, that rivers have been persistent; but such exceptions being well authenticated would only add strength to the argument in favor of the rule. The portion of the Laramie Group known as the Bear River beds, and the Miocene Truckee Group of Nevada, Idaho, and Oregon, both containing extinct types, may be taken as indicating a failure of the waters in which they were respectively deposited to secure persistent continuity during subsequent time.

since the closing epochs of Mesozoic time. Fresh-water mollusca appear to have been less subject than marine mollusca to those cosmical influences which, from age to age and from epoch to epoch of geological time, progressively impressed the marine mollusca with their wonderful diversity of form and structure.

While so large a proportion of the types among the fossil fresh-water and land mollusca are clearly recognized among those now living, a large proportion, if not the greater part of the fossil brackish-water types which are presented in this article are different from those of the corresponding fauna now living. This is doubtless due to the fact that the lines of succession of most of the brackish-water mollusca, the remains of which we have had opportunity for study, were denizens of the brackish-water Laramie Sea, and were cut off by the final freshening of its waters, from which there was no escape to the coasts of the open sea, where they might have had a congenial habitat, while their contemporaries of the land and fluvial waters survived. This fact has been mentioned on previous pages in connection with the presentation of the several types referred to. It is, however, a remarkable fact that at least five of the types that are recognized among the fauna of the Laramie Group, namely, *Bathyonphalus*, *Cerithidea*, *L'yrgulifera*, *Melanopsis*, and true *Melania*, have never been found among the living fauna of North America, but are represented by living species in the old world. But this and other questions pertaining to the Laramie invertebrate fauna will be discussed in a monograph of that fauna now in preparation.





## PLATE 1. DEVONIAN.

STREPHITES GRANDEVA Dawson. (Page 49.)

FIG. 1. Fragment, enlarged. The small outline to the left shows the natural size. After Dawson.

ANODONTA? ANGUSTATA (Vanuxem) Hall. (Page 18.)

FIG. 2. Right side view, natural size.

FIG. 3. Dorsal view of same. After Vanuxem.

ANODONTA? CATSKILLENSIS (Vanuxem) Hall. (Page 18.)


FIG. 4. Right side view, natural size. After Vanuxem.




1.



3.



2.



4.

DEVONIAN.

## PLATE 2. CARBONIFEROUS.

## PUPA VETUSTA Dawson. (Page 50.)

- FIG. 1. Lateral view, enlarged.  
 FIG. 2. Apertural view, enlarged. After Dawson.

## DAWSONELLA MEEKI Bradley. (Page 47.)

- FIG. 3. Apertural view, enlarged.  
 FIG. 4. Outline of under view, enlarged. After Whitfield.

## ANTHRACOPIPA OHIOENSIS Whitfield. (Page 50.)

- FIG. 5. Lateral view, enlarged.  
 FIG. 6. Lateral view, outline showing edge of outer lip.  
 FIG. 7. Lateral view, outline showing aperture.  
 FIG. 8. Outline view of aperture, more enlarged. After Whitfield.

## PUPA BIGSHYI D. (Page 50.)

- FIG. 9. Lateral view, enlarged.  
 FIG. 10. Lateral view of a smaller example, enlarged. After Dawson.

## ZONITES PRISCUS D. (Page 47.)

- FIG. 11. Lateral view, enlarged.  
 FIG. 12. View showing the aperture, enlarged. After Dawson.

## PUPA VERMILLIONENSIS B. (Page 50.)

- FIG. 13. Lateral view, enlarged.  
 FIG. 14. Lateral view, showing the aperture, enlarged. After Dawson.

## NALADITES CARBONARIA D. (Page 49.)

- FIG. 15. Left side view, natural size. After Dawson.

## NALADITES FLONGATA D. (Page 49.)

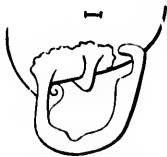
- FIG. 16. Right side view, natural size, and enlarged. After Dawson.

## NALADITES LEVIS D. (Page 49.)

- FIG. 17. Left valve enlarged, and smaller examples of natural size. After Dawson.



7.



8.



9.



5.



4.



13.



1.



9.



10.



2.



3.



11.



12.



14.



16.



17.



15.

CARBONIFEROUS.

## PLATE 3. JURASSIC AND TRIASSIC ?

*UNIO STEWARDI* White. (Page 20.)

FIG. 1. Outline of a left valve restored from fragments, natural size.

*UNIO NUCALIS* Meek & Hayden. (Page 20.)

FIG. 2. Lateral view of a left valve slightly restored from a specimen a little crushed.

FIG. 3. Dorsal view of the same; the right valve restored in symmetry with the left.

FIG. 4. Dorsal view of one of the originally figured types, slightly restored, the specimen being a little crushed; all natural size.

*UNIO CRISTOSENSIS* Meek. (Page 19.)

FIG. 5. Right side view of Mr. Meek's most perfect type, natural size.

*PLANORBIS VETERENS* M. & H. (Page 40.)

FIG. 6. Lateral view, natural size, and the same enlarged; also, a transverse section showing the number and shape of volutions. After Meek.

*VALVATA SCABRIDA* M. & H. (Page 64.)

FIG. 7. Copy of original figure of Meek & Hayden.

*VIVIPARUS GILLIANUS* M. & H. (Page 60.)

FIG. 8. Two views of the type specimen, natural size. After Meek & Hayden.


*LIOPLACODES VETERENS* M. & H. (Page 60.)

FIG. 9. Two views of the type specimen, natural size. After Meek & Hayden.


*NERITINA NEBRASCENSIS* M. & H. (Page 51.)

FIG. 10. Two views of the type specimen, natural size. After Meek & Hayden.

FIG. 11. Enlarged view of a portion of the surface showing the pattern of the color markings.



1.



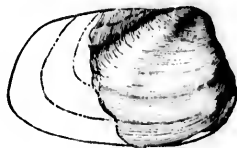
6.



7.



8.




5.



11.



10.



2.



3.



9.



4.

JURASSIC AND TRIASSIC?

## PLATE 4. CRETACEOUS.

MARGARITANA NEBHASCENSIS Meek & Hayden. (Page 21.)

FIG. 1. Left side view, natural size.

FIG. 2. Dorsal view of the same.

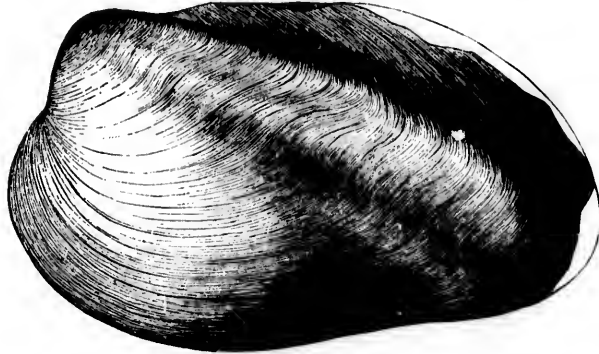
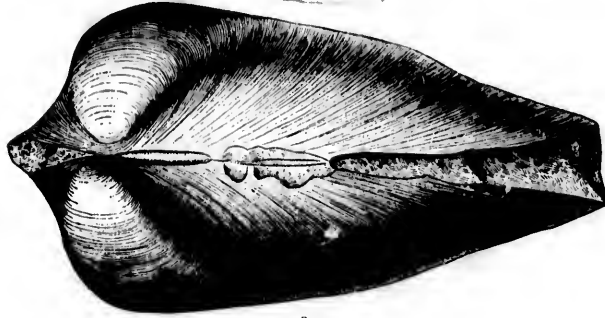
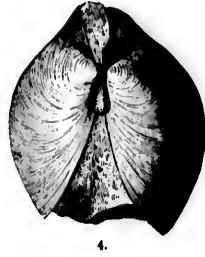

CYBENA DAKOTENSIS M. & H. (Page 30.)

FIG. 3. Left side view, natural size.

FIG. 4. Dorsal view of the same. After Meek.

PHYSA ———? (Page 38.)

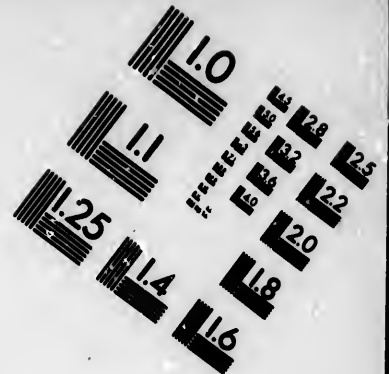
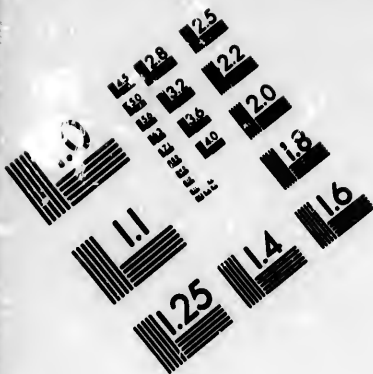
FIG. 5. Lateral view of an imperfect natural cast, natural size.






1.  
CRETACEOUS.







**IMAGE EVALUATION  
TEST TARGET (MT-3)**



**Photographic  
Sciences  
Corporation**

23 WEST MAIN STREET  
WEBSTER, N.Y. 14590  
(716) 873-4300

18  
20  
22  
25

01  
E  
E  
E  
E  
E  
E

## PLATE 5. CRETACEOUS.

## UNIO PENULTIMUS Gabb. (Page 21.)

FIG. 1. Copy of Mr. Gabb's original figure, natural size.

## UNIO HUBBARDI G. (Page 21.)

FIG. 2. Left side view, natural size.

FIG. 3. Outline of front view. After Gabb.

## CYRENA CARLETONI Meek. (Page 30.)

FIG. 4. Left view, natural size.

FIG. 5. Dorsal view of the same.

## ANOMIA PROPATORIS White. (Page 16.)

FIG. 6. Exterior view of an upper valve, natural size.

FIG. 7. Lateral view of the same.

## NERITINA (VELATELLA) BELLATULA M. (Page 52.)

FIG. 8. Dorsal view of a small example, enlarged.

FIG. 9. Lateral view of another example, enlarged.

## NERITINA (VELATELLA) CARBITOIDES M. (Page 52.)

FIG. 10. Dorsal view of the type specimen, natural size.

## NERITINA BANNISTERI M. (Page 52.)

FIG. 11. Lateral view, enlarged, showing the color markings. The specimen has been a little compressed.

FIG. 12. Two views of a small example, enlarged. The color markings are not preserved in this example.

## MELAMPUS? ANTIQVUS M. (Page 38.)

FIG. 13. Lateral view of a small example, enlarged.

FIG. 14. Opposite view of the same.

FIG. 15. Fragment of a very large example, natural size.

FIG. 16. Apex very much enlarged, showing the reversed initial whorl.

## MELAMPUS? ———? (Page 38.)

FIG. 17. Lateral view, natural size.

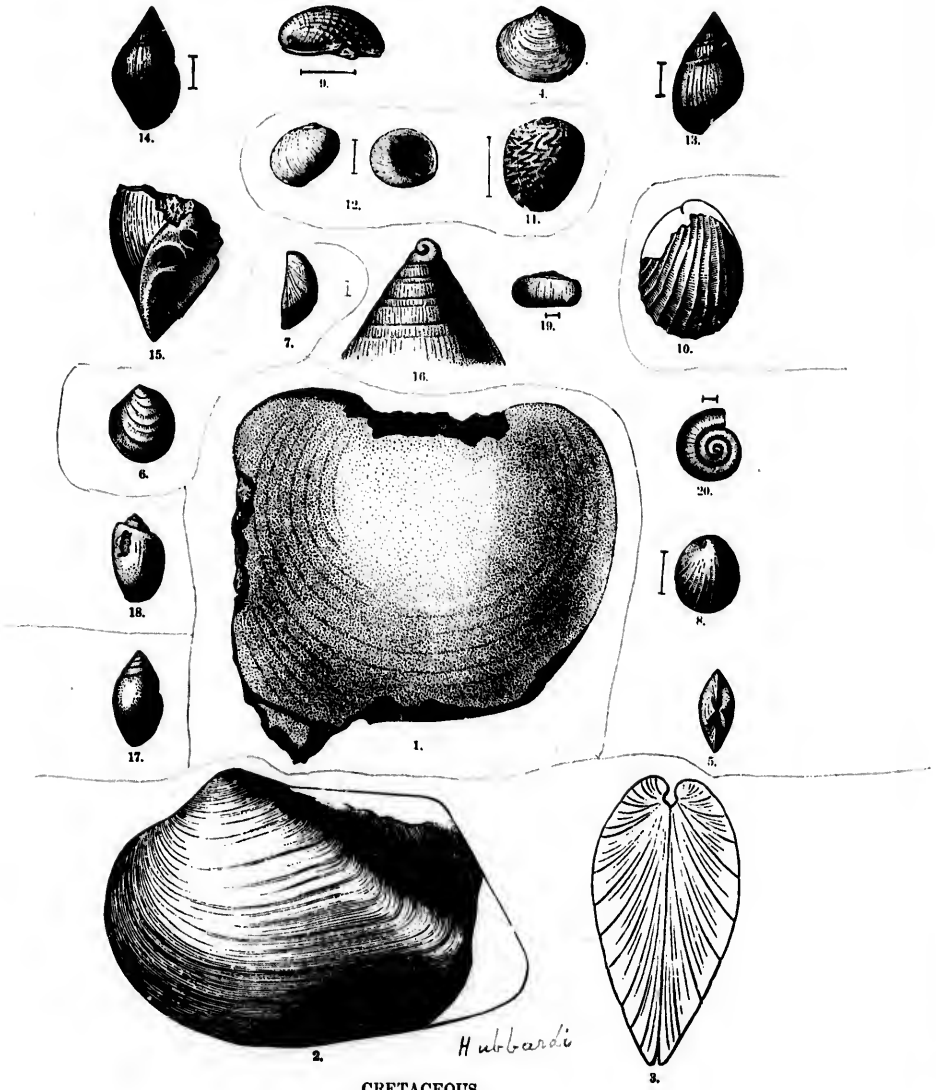
## PHYSA CARLETONI M. (Page 43.)

FIG. 18. Lateral view, natural size.

## VALVATA NANA M. (Page 64.)

FIG. 19. Lateral view, enlarged.

FIG. 20. Summit view of the same.



CRETACEOUS.

## PLATE 6. BEAR RIVER LARAMIE.

## UNIC BELLIFICATUS Meek. (Page 24.)

- FIG. 1. Left side view, natural size.  
 FIG. 2. Similar view of another example.  
 FIG. 3. Dorsal view of a left valve, a little distorted, showing the plications of the umbo.

## PYRULIFERA HUMEROSA M. (Page 54.)

- FIG. 4. Lateral view of a large example, natural size.  
 FIG. 5. Opposite view of the same. This is the same example that is figured by Meek on p. 177 U. S. Geol. Sur. 40th Parallel, vol. iv, but it has since been cleaned of extraneous matter.  
 FIG. 6. Lateral view of a smaller example.

## GONIOBASIS CLEBURNI White. (Page 56.)

- FIG. 7. Lateral view, natural size.  
 FIG. 8. Similar view of another example.  
 FIG. 9. Fragment of a large example.

## GONIOBASIS CHLCSALLOIDEA W. (Page 56.)

- FIG. 10. Lateral view, natural size.  
 FIG. 11. Similar view of another example.

## GONIOBASIS MACLENTA W. (Page 56.)

- FIG. 12. Lateral view, enlarged.

## GONIOBASIS CHRYSALIS M. (Page 56.)

- FIG. 13. Lateral view, enlarged.  
 FIG. 14. Similar view of another example.

## LIMNÆA (LIMNOPHYSA) NITIDULA M. (Page 39.)

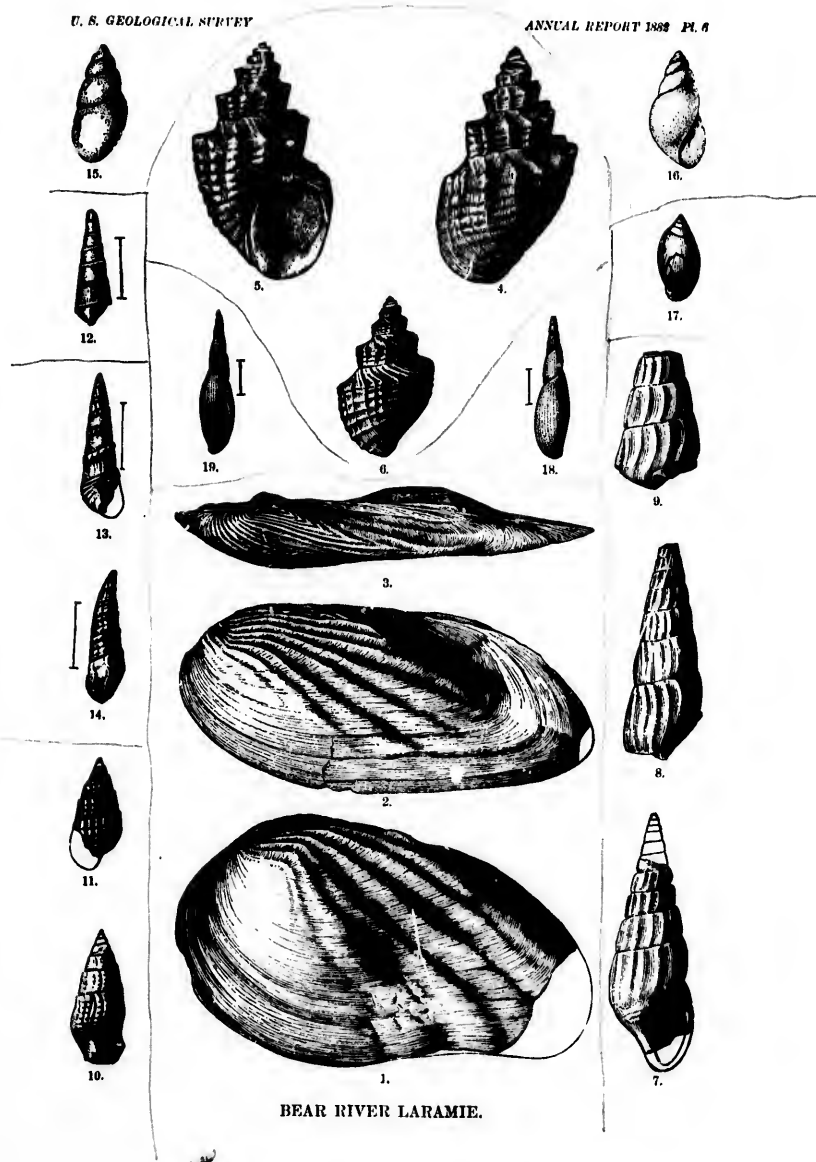
- FIG. 15. Lateral view, enlarged two diameters.  
 FIG. 16. Opposite view of the same.

## PHYSA ——— ? (Page 43.)

- FIG. 17. Lateral view, natural size.

## LIMNÆA (ACELLA) HALDEMANI W. (Page 39.)

- FIG. 18. Lateral view, enlarged.  
 FIG. 19. Opposite view of the same.



BEAR RIVER LARAMIE.

## PLATE 7. BEAR RIVER LARAMIE.

UNIO VETUSTUS Meek. (Page 24.)

- FIG. 1. Left side view of a large example; a little compressed laterally.  
FIG. 2. Right side view; the posterior portion a little compressed vertically.  
FIG. 3. Dorsal view of Fig. 2; the left valve restored in symmetry with the right.  
FIG. 4. Interior view of a left valve.  
(All natural size.)

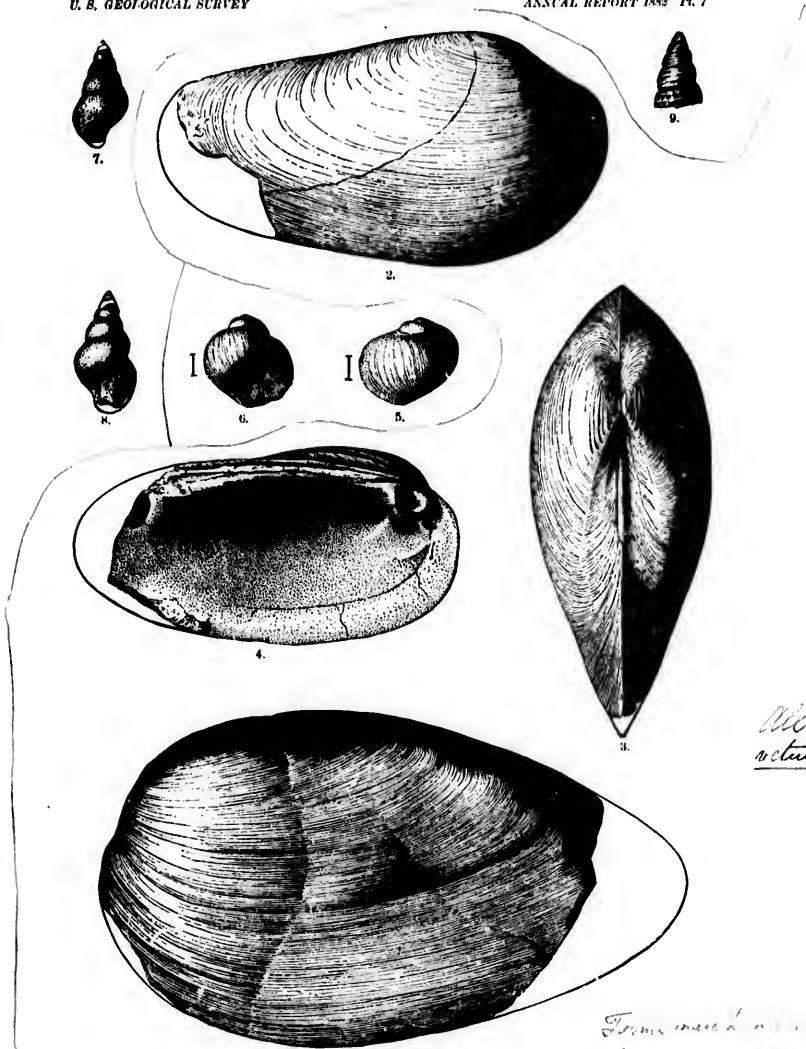
NERITINA NATICIFORMIS White. (Page 52.)

- FIG. 5. Lateral view; enlarged.  
FIG. 6. Opposite view of the same.

GONIOHYSIS ENDLICH W. (Page 57.)

- FIG. 7. Lateral view; revolving lines faint.  
FIG. 8. Another example; revolving lines obsolete.  
FIG. 9. Apical portion of another example; revolving lines unusually distinct.  
(All natural size.)





1.  
BEAR RIVER LARAMIE.

*U. Urio*  
*octostus.*

Form much as *U. Urio*  
*octostus* as given by  
*Mitchell* in *Clarence King's*  
*Geol. of the 40<sup>th</sup> Parallel.*

## PLATE 8. BEAR RIVER LARAMIE.

## VIVIPARUS COUESII White. (Page 61.)

FIG. 1. Lateral view of a very large example, natural size.

## RHYTOPHORUS PRISCUS Meek. (Page 38.)

FIG. 2. Lateral view, natural size.

FIG. 3. Opposite view of the same. After Meek.

## RHYTOPHORUS MEEKII W. (Page 38.)

FIG. 4. Lateral view, natural size.

FIG. 5. Opposite view of a larger example.

## CAMPELOMA MACROSPIRA M. (Page 63.)

FIG. 6. Lateral view, natural size.

FIG. 7. Opposite view of the same.

## CORBICULA (VELORITINA) DURKEEI M. (Page 31.)

FIG. 8. Left valve.

FIG. 9. Similar view of another example.

FIG. 10. Dorsal view of another example.

FIG. 11. Front view.

(All natural size.)

## CORBULA PYRIFORMIS M. (Page 35.)

FIG. 12. Eight side view.

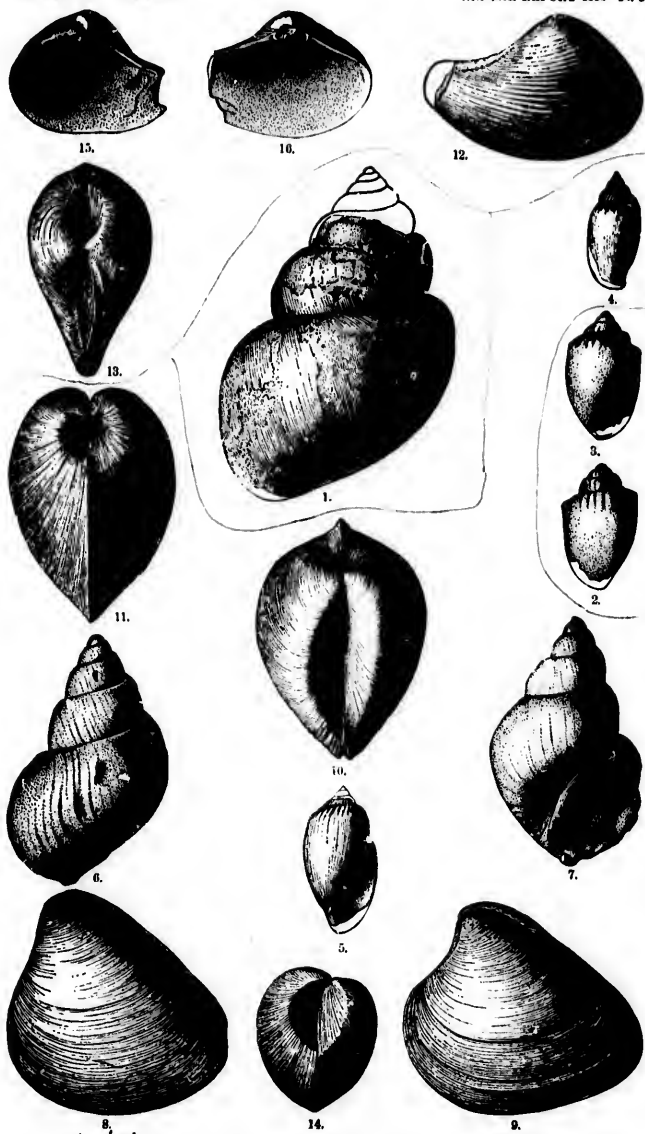
FIG. 13. Dorsal view of the same.

FIG. 14. Front view of the same.

FIG. 15. Interior view of a right valve.

FIG. 16. Interior view of a left valve.

(All natural size.)



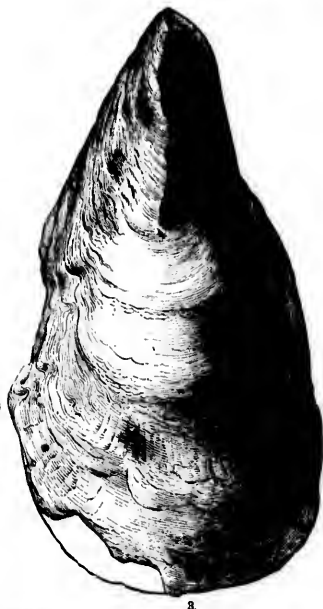
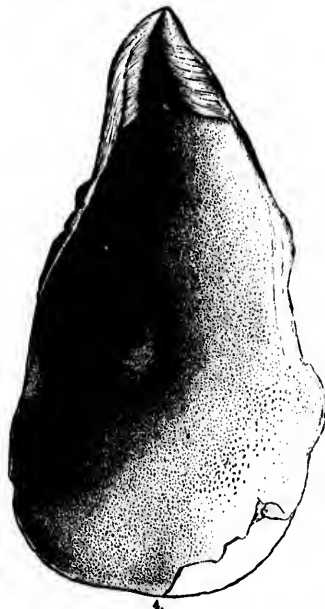
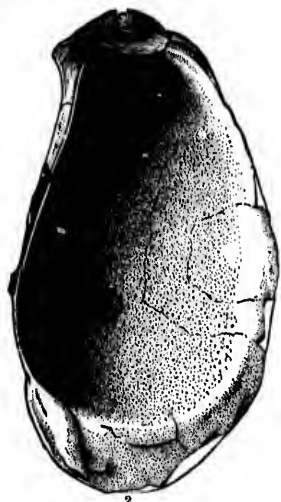
*Snakci*

BEAR R IVER LARAMIE.

## PLATE 9. LARAMIE.

*OSTREA GLABRA* Meek & Hayden. (Page 15.)

- FIG. 1. Exterior view of type; lower valve. After Meek.  
FIG. 2. Interior view of the same.  
FIG. 3. Exterior view of a lower valve, from the valley of the South Platte, Colorado.  
FIG. 4. Interior view of the same.  
(All natural size.)



LARAMIE.

## PLATE 10. LARAMIE.

OSTREA GLAUBA Meek &amp; Hayden. (Page 15.)

- FIG. 1. Exterior view of an upper valve, from the valley of the South Platte, Colorado.  
FIG. 2. Interior view of the same.  
FIG. 3. Lower valve of the type of the variety *O. insecuris* White; exterior view.  
FIG. 4. Interior view of the same.  
FIG. 5. Type specimen of variety *O. arcuatifila* Meek.  
(All natural size.)

*nov. sp.*  
*arcuata.*



4.

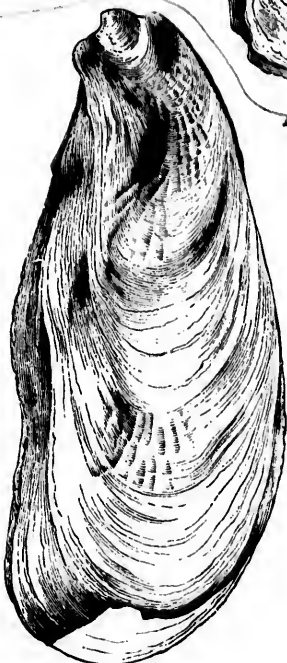


5.

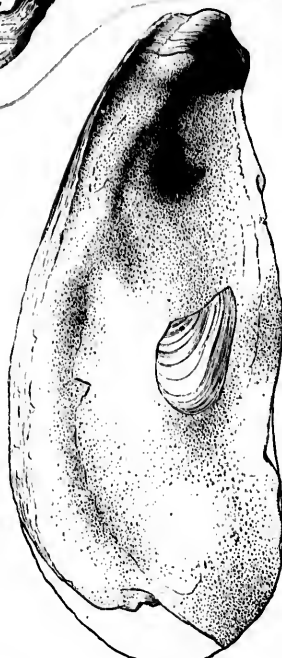


3.

*nov.*  
*insculpta.*



1.



2.

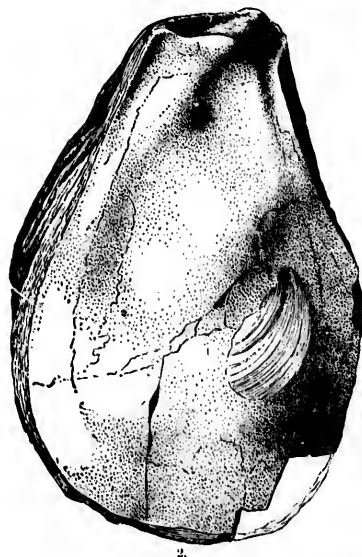
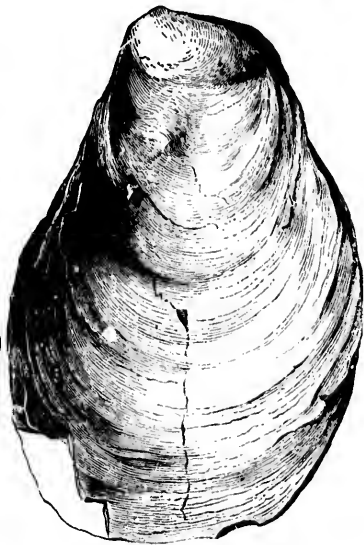
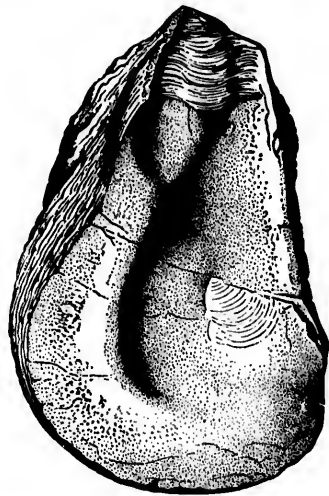
LARAMIE.

## PLATE 11. LARAMIE.

OSTREA GLABRA Meek &amp; Hayden. (Page 15.)

- FIG. 1. Exterior view of an upper valve of the variety *O. wyomingensis* Meek, from the valley of the South Platte, Colorado.
- FIG. 2. Interior view of the same.
- FIG. 3. Exterior view of an example of the upper valve of the same variety, from Point of Rocks, Southern Wyoming.
- FIG. 4. Interior view of the same.
- (All natural size.)





LARAMIE.

## PLATE 12. LARAMIE.

*OSTREA GLABRA* Meek & Hayden. (Page 15.)

- FIG. 1. Interior view of an under valve of the variety *O. wyomingensis* Meek; from Point of Rocks, Southern Wyoming. Natural size.

*OSTREA SUBTRIANGULARIS* Emms & Shumard. (Page 15.)

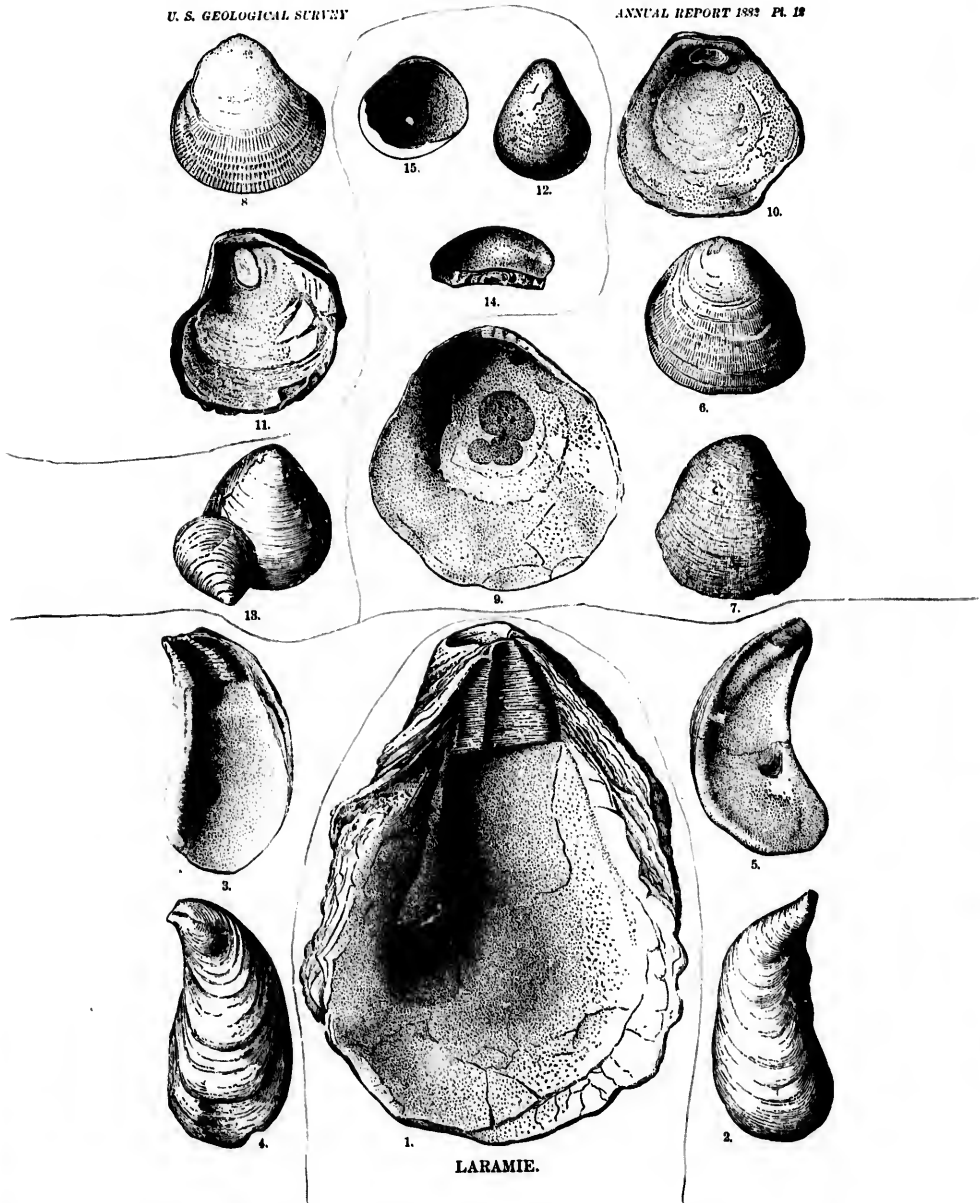
- FIG. 2. Exterior view of a lower valve.  
 FIG. 3. Interior view of another example of the lower valve.  
 FIG. 4. Exterior view of an upper valve.  
 FIG. 5. Interior view of the same.  
 (All natural size.)

*ANOMIA MICRONEMA* Meek. (Page 16.)

- FIG. 6. Exterior view of an upper valve, showing radiating lines of ordinary character.  
 FIG. 7. Similar view of another example, the lines upon which are very fine and less conspicuous than they appear upon the figure.  
 FIG. 8. Similar view of another example, having radiating lines much coarser than usual.  
 FIG. 9. Interior view of a large, nearly flat, upper valve, showing the four muscular scars, and the process beneath the beak.  
 FIG. 10. Similar view of another example, showing the process more plainly; but the scars are obliterated.  
 FIG. 11. Interior view, showing the under valve, with its byssal plug.  
 (All natural size.)

*ANOMIA GRYPHOBRYNCHUS* M. (Page 16.)

- FIG. 12. Exterior view of a lower valve.  
 FIG. 13. Similar view of two other valves.  
 FIG. 14. Lateral view of Fig. 12.  
 FIG. 15. Interior view of an upper valve, showing the muscular markings and the small process beneath the beak.  
 (All natural size.)



## PLATE 13. LARAMIE.

*VOISELLA* (BRACHYDONTES) *REGULARIS* White. (Page 17.)

FIG. 1. Right valve, natural size.

*VOISELLA* (BRACHYDONTES) *LATICOSTATA* W. (Page 17.)

FIG. 2. Right valve, natural size.

*UNIO PROAVITUS* W. (Page 27.)

FIG. 3. Left valve, exterior view.

FIG. 4. Similar view of right valve.

FIG. 5. Front view of another example.

FIG. 6. Interior view of a left valve.

(All natural size.)

*UNIO GONONOTUS* W. (Page 27.)

FIG. 7. Right side view.

FIG. 8. Front view of another example.

FIG. 9. Left side view of young example.

FIG. 10. Dorsal view of the same.

(All natural size.)


N1/



1.



2.



6.




3.



5.



4.



9.



10.



7.



8.

LARAMIE.

## PLATE 14. LARAMIE.

## UNIO PRISCUS Meek &amp; Hayden. (Page 26.)

FIG. 1. Copy of the original figure of Meek & Hayden.

## UNIO SUBSPATULATUS Meek. (Page 25.)

FIG. 2. Left side view.

FIG. 3. Dorsal view of the same. After Meek.

## UNIO PRIMEVUS White. (Page 26.)

FIG. 4. Exterior view of a small left valve.

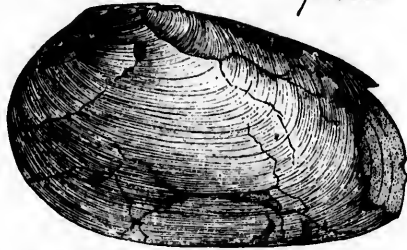
FIG. 5. Interior view of a large right valve.  
(Both natural size.)

## UNIO CRYPTORHYNCHUS W. (Page 25.)

FIG. 6. Exterior view of an imperfect right valve.

FIG. 7. Interior view of a fragment of a left valve, showing the cavity behind the cardinal plate.


*priscus.*



1.

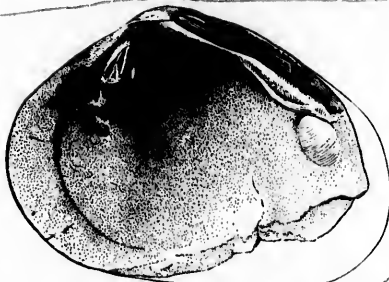


2.

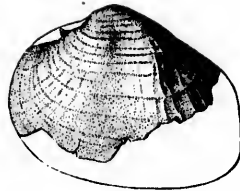


2.

*subspatulatus.*




5.

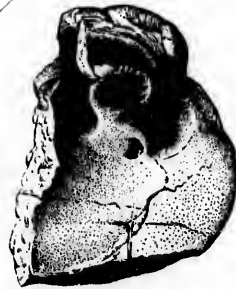


4.

*primarius.*



6.



7.

*cryptobrychus.*

LARAMIE.

## PLATE 15. LARAMIE.

## UNIO ENDLICHII White. (Page 26.)

FIG. 1. Right valve of a large example, exterior view.

FIG. 2. Interior view of a smaller left valve.  
(Both natural size.)

## UNIO PROPHETICUS W. (Page 27.)

FIG. 3. Exterior view of a left valve. Natural size.

## UNIO ALDRICHI W. (Page 27.)

FIG. 4. Left side view.

FIG. 5. Dorsal view of the same. Natural size.




*Aldrichi*

U. S. GEOLOGICAL SURVEY

ANNUAL REPORT 1898 PL. 15



*Emblichi.*



LARAMIE.



*propheticus.*

## PLATE 16. LARAMIE.

*UNIO COEUSI* White. (Page 26.)

FIG. 1. Exterior view of a left valve. Natural size.

*UNIO HOLMESIANUS* W. (Page 27.)

FIG. 2. Left side view of an adult example.

FIG. 3. Dorsal view of the same.

FIG. 4. Left side view of a young example.

FIG. 5. Front view of the same.

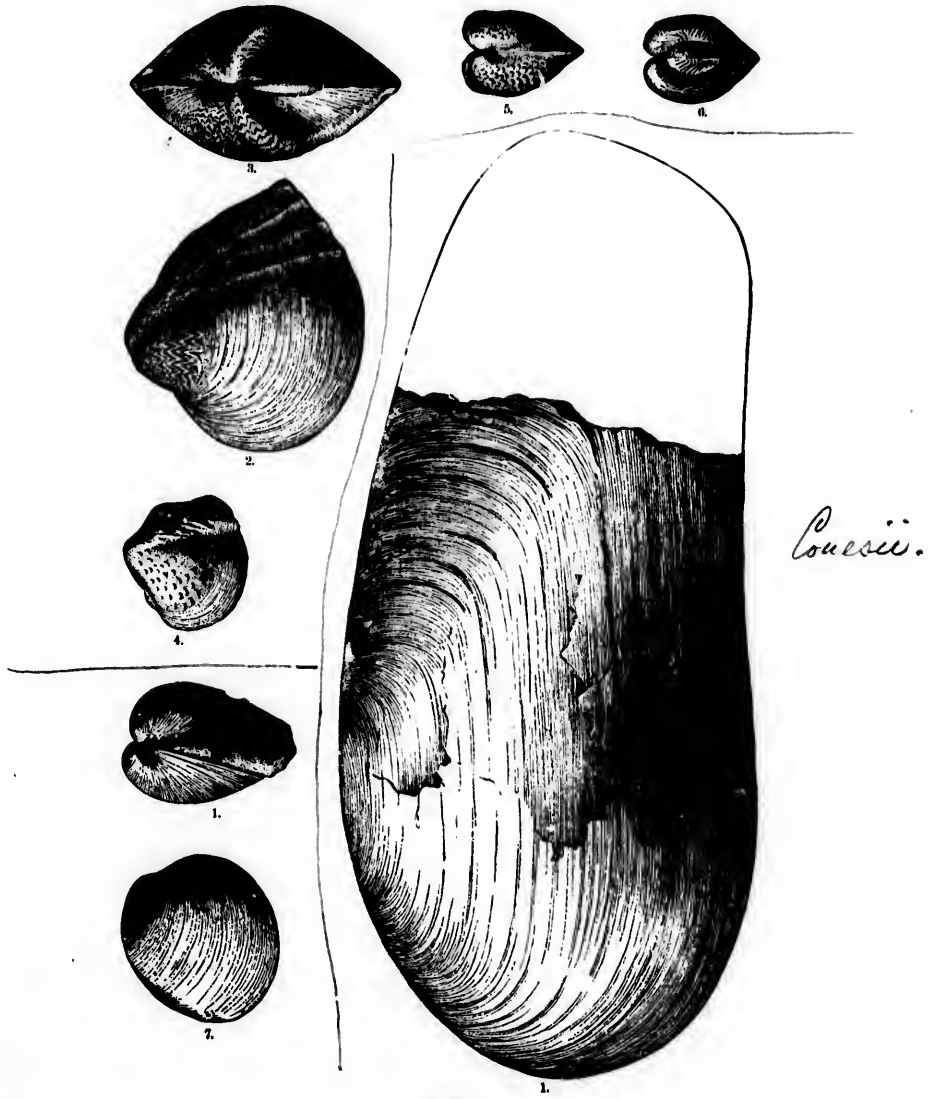
FIG. 6. Posterior view of the same.

(All natural size.)

*UNIO BRACHYPISTIUS* W. (Page 27.)

FIG. 7. Right side view of an example not fully adult.

FIG. 8. Front view of the same. Natural size.



LARAMIE.

## PLATE 17. LARAMIE.

## UNIO DANE Meek &amp; Hayden. (Page 25.)

- FIG. 1. Left side view.  
 FIG. 2. Dorsal view of the same example.  
 FIG. 3. Right side view of another example. After Meek.

## UNIO DEWEYANUS M. &amp; H. (Page 25.)

- FIG. 4. Left side view.  
 FIG. 5. Interior view of the same. After Meek.

## CORNICULA OCCIDENTALIS M. &amp; H. (Page 31.)

- FIG. 6. Left side view of the type of *C. harristeri* Meek.  
 FIG. 7. Dorsal view of the same; natural size.  
 (For other figures of *C. occidentalis*, see Plate XXIII.)

## SPHERIUM PLANUM M. &amp; H. (Page 33.)

- FIG. 8. Exterior view of a left valve and outline of a dorsal view of the same; natural size. After Meek.

## SPHERIUM RECTICARDINALE M. &amp; H. (Page 33.)

- FIG. 9. Exterior view of a left valve and outline of a dorsal view of the same; natural size. After Meek.

## SPHERIUM SUBELLIPTICUM M. &amp; H. (Page 33.)

- FIG. 10. Exterior view of the left valve, natural size, together with the same much enlarged. After Meek.

## SPHERIUM FORMOSUM M. &amp; H. (Page 33.)

- FIG. 11. Exterior view of the tight side, natural size, together with side and dorsal views of the same much enlarged. After Meek.

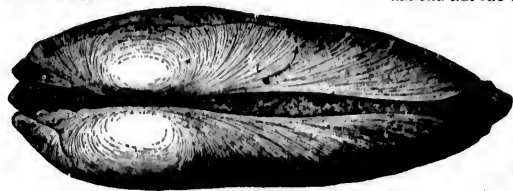
*Gulielm. D. 40.*

*Gulielm. D. 41.*


*Gulielm. D. 42.*

*Gulielm. D. 43.*

*Foss. Laramie.*



2.



1.



7.

*S. parvum.*




8.


*S. divale.*



9.



3.



4.



6.

*amblyticum.*

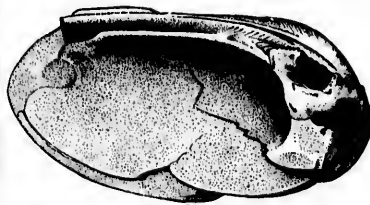


10.

*formosum.*



11.



5.

LARAMIE.

*Lewyanus.*

## PLATE 18. LARAMIE.

## UNIO DANÆ Meek &amp; Hayden? (Page 27.)

- FIG. 1. Exterior view of the right valve of an example from Black Buttes Station, Southern Wyoming.  
FIG. 2. Interior view of a left valve from the same locality.  
(Both natural size.)

## UNIO MENDAX White. (Page 27.)

- FIG. 3. Exterior view of a left valve; adult.  
FIG. 4. Similar view of a smaller right valve.  
FIG. 5. Interior view of part of a right valve.  
(All from the Cañon of Desolation, Utah; and all natural size.)

## CORBULA UNDIFFERA Meek. (Page 36.)

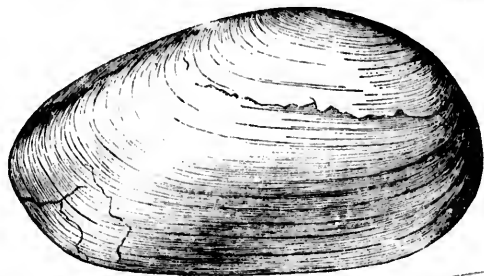
- FIG. 6. Right side view of an adult example.  
FIG. 7. Dorsal view of the same.  
FIG. 8. Left side view of a smaller example.  
FIG. 9. Front view of the same.

## CORBULA UNDIFFERA VAR. SUBDIFFERA W. (Page 36.)


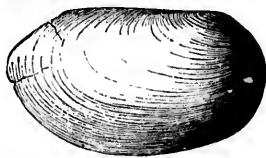

- FIG. 10. Left side view of the type specimen.  
FIG. 11. Dorsal view of the same, natural size.

## CORBULA MACTRIFORMIS M. &amp; H. (Page 36.)

- FIG. 12. Exterior view, left valve.  
FIG. 13. Interior view of the same.  
FIG. 14. Dorsal view of the same.  
FIG. 15. Interior view of the right valve of another example.  
(All natural size, and all after Meek.)



*Corbula  
mactiformis.*



*Unio  
mondayi  
White.*

LARAMIE.

## PLATE 19. LARAMIE.

## UNIO SENECTUS White (Page 26.)

- FIG. 1. Exterior view of a portion of a right valve.  
 FIG. 2. Interior view of a portion of a left valve.  
 (Both natural size.)

## UNIO GONIAMBONATUS W. (Page 27.)

- FIG. 3. Left side view, natural size.  
 FIG. 4. Dorsal view of the same.  
 (Both figures are partial restorations, the type specimen having been distorted by compression.)

## ANODONTA PARALLELA W. (Page 23.)

- FIG. 5. Left side view, restored from fragments; natural size.

## ANODONTA PROPATORIS W. (Page 23.)

- FIG. 6. Left side view of an internal cast of large example.  
 FIG. 7. Right side view of a similar cast of a larger example.  
 FIG. 8. Dorsal view of the same.  
 FIG. 9. Fragment showing the edentulous hinge.  
 (All natural size.)


## CORBULA SUBTRIGONALIS Meek &amp; Hayden. (Page 35.)

- FIG. 10. Exterior view of a left valve, natural size. After Meek.  
 FIG. 16. Exterior view of left valve of the variety *C. perundata* Meek.  
 FIG. 17. Similar view of another left valve of the same variety.  
 (Both natural size, and both after Meek.)  
 FIG. 15. Right side view of the variety *C. tropidophora* Meek, natural size.  
 FIG. 14. Right side view of the variety *C. crassatelliformis* Meek, natural size.  
 FIG. 11. Left side view of an example from Crow Creek, Colorado; natural size.  
 FIG. 12. Dorsal view of the same.  
 FIG. 13. Left side view of another example from the same locality.

Sag Creek  
 One or Birch Creek, Montana.



*Unio aralensis*



5.



7.

*Unio denta propatoris*

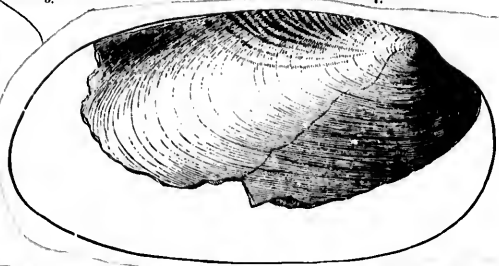
*Unio senectus*



15.



11.



1.

*Unio senectus*



9.



22.



13.



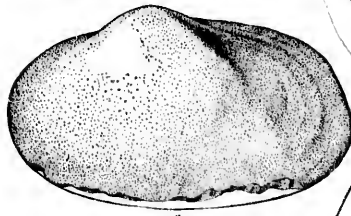
14.



8.



2.



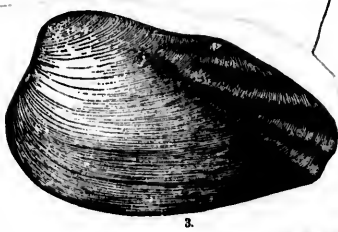
6.



17.



4.



3.



16.



10.

LARAMIE.

*Unio senectus*

*Unio senectus*

## PLATE 20. LARAMIE.

## CORBICULA (LEPTSTHES) FRACTA Meek. (Page 33.)

- FIG. 1. Copy of Mr. Meek's original figure.  
FIG. 2. Left side view of a robust example.  
FIG. 3. Dorsal view of the same.  
FIG. 4. Left side view of a young example.  
FIG. 5. Dorsal view of the same.  
FIG. 6. Left side view of a more elongate, partially crushed example.  
(All natural size.)

## CORBICULA CLEBURNI White. (Page 31.)

- FIG. 7. Left side view of an adult example.  
FIG. 8. Right side view of a smaller example.  
FIG. 9. Interior view of the same.  
(All natural size.)

## CORBICULA SUBELLIPTICA Meek &amp; Hayden. (Page 31.)

- FIG. 10. Exterior view of a right valve; natural size.  
FIG. 11. Interior view of the same.

## CORBICULA XEBIASCENSIS M. &amp; H. (Page 31.)

- FIG. 12. Exterior of a left valve; natural size.  
FIG. 13. Interior view of the same.

## PISIDIUM SAGINATUM W. (Page 34.)

- FIG. 14. Lateral view, enlarged.  
FIG. 15. Front view of the same.

*Leptæna*



10.



11.



12.



13.

*Leptæna*



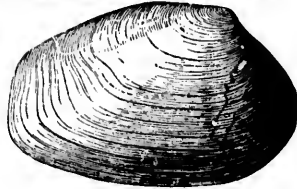
10a.



14.



5.




1.

*fracta.*



4.



3.




9.

*Bicula*  
*horvici.*



8.

*Leptæna*  
*fracta.*



6.



7.



2.

LARAMIE.

## PLATE 21. LARAMIE.

## CORBICULA BERTHOUDI White. (Page 32.)

- FIG. 1. Left valve of a large example, exterior view.  
FIG. 2. Dorsal view of another example.  
FIG. 3. Interior view of a left valve.  
(All natural size)

## CORBICULA AUGHEYI W. (Page 32.)

- FIG. 4. Exterior view of a right valve.  
FIG. 5. Interior view of the same.  
FIG. 6. Dorsal view of another example.  
(All natural size.)

## CORBICULA UMBONELLA Meek. (Page 32.)

- FIG. 7. Exterior view of a left valve.  
FIG. 8. Interior view of the same.  
FIG. 9. Dorsal view of another example.  
FIG. 10. Front view of the same.

## CORBICULA (LEPTSTHES) MACROPISTHA W. (Page 31.)

- FIG. 11. Left side view of an adult example.  
FIG. 12. Dorsal view of the same.  
FIG. 13. Left side view of another example.  
FIG. 14. Interior view of a left valve

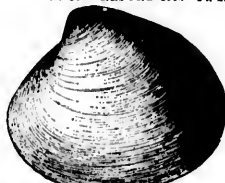
*mb...*  
*M...*



9.



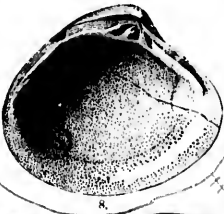
10.



7.



6.



8.



12.



11.



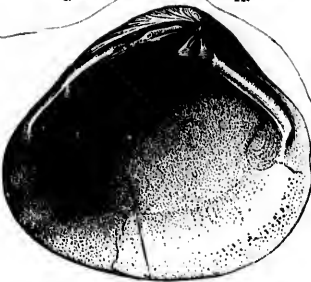
13.



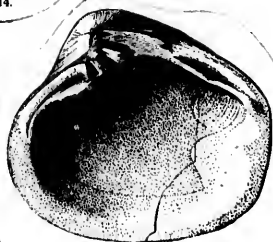
2.



14.




3.

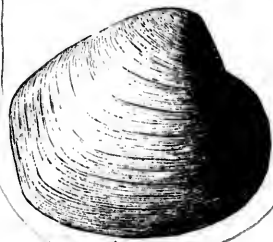


5.

*C.*  
*C. ...*



1.



4.

LARAMIE.

## PLATE 22. LARAMIE.

## CORBICULA CYTHERIFORMIS Meek &amp; Hayden. (Page 31.)

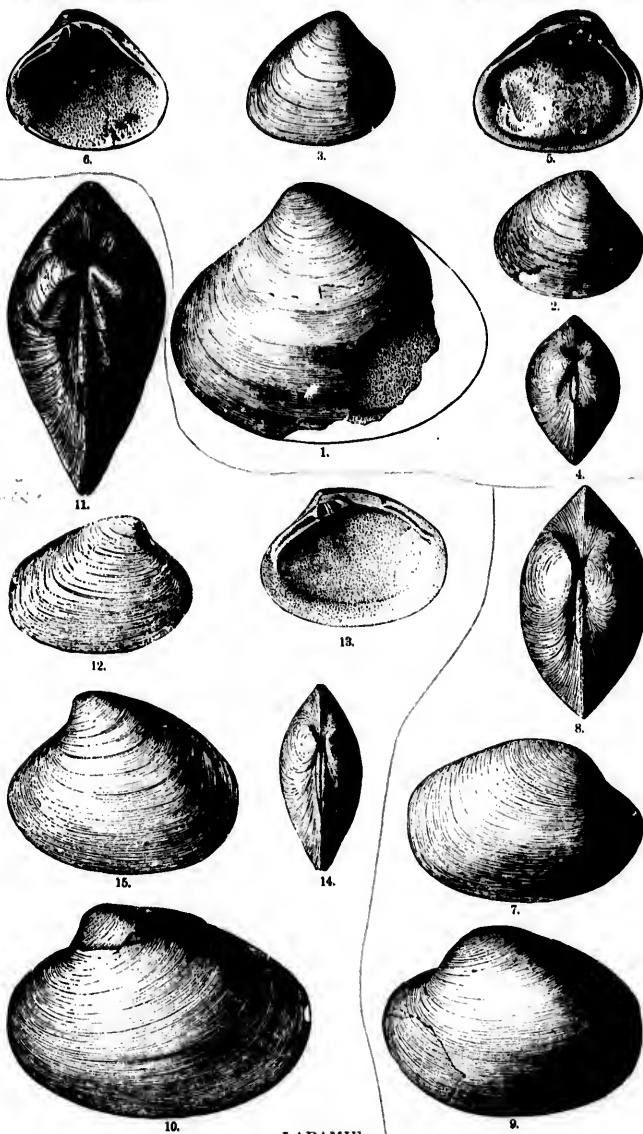
- FIG. 1. Left side view of a large example.  
FIG. 2. Right side view of a small example.  
(Both after Meek.)  
FIG. 3. Right side view of an example from Southern Wyoming.  
FIG. 4. Dorsal view of the same.  
FIG. 5. Hinge view of left valve; from same locality.  
FIG. 6. Similar view of right valve; from same locality.  
(All natural size.)

## CORBICULA (LEPTESTHES) PLANUMBONA Meek. (Page 31.)

- FIG. 7. Right side view of an adult example.  
FIG. 8. Dorsal view of the same.  
FIG. 9. Left side view of a large example.  
(All natural size.)

## CORBICULA (LEPTESTHES) CARDINLEFORMIS White. (Page 31.)

- FIG. 10. Left side view of a large example.  
FIG. 11. Dorsal view of the same.  
FIG. 12. Exterior view of a right valve of a smaller example.  
FIG. 13. Interior view of the same.  
FIG. 14. Dorsal view of another example.  
FIG. 15. Exterior view of a left valve, less transversely elongate than usual.  
(All natural size.)



*indianalamic*

LARAMIE.

## PLATE 23. LARAMIE.

*CORBICULA OCCIDENTALIS* Meek & Hayden. (Page 31.)

- FIG. 1. Exterior view of the right valve of an example from Yampa River, North-western Colorado.  
 FIG. 2. Interior view of the same.  
 FIG. 3. Dorsal view of the same; the left valve restored in symmetry with the right.  
 FIG. 4. Left side view of an example from the same locality of less proportionate height than usual.  
 FIG. 5. Dorsal view of the same.  
 FIG. 6. Copy of one of Mr. Meek's original figures.  
 (All natural size.)

*CORBICULA OHESA* White. (Page 31.)

- FIG. 7. Exterior view, right side.  
 FIG. 8. Dorsal view of the same.  
 FIG. 9. Front view of the same.  
 FIG. 10. Dorsal view of another example.  
 FIG. 11. Interior view of a left valve.  
 (All natural size.)

*NERITINA VOLVILINEATA* W. (Page 52.)

- FIG. 12. Lateral view, enlarged.  
 FIG. 13. Opposite view of the same.

*NERITINA BRUNERI* W. (Page 53.)

- FIG. 14. Lateral view, natural size; showing color-markings.  
 FIG. 15. Opposite view of the same.

*NERITINA (VELATELLA) BAPTISTA* W. (Page 52.)

- FIG. 16. Dorsal view of the type specimen from Wyoming, showing the color-markings; enlarged.  
 FIG. 17. Lateral view of the same.  
 FIG. 18. Dorsal view of an example from Northeastern Colorado, showing the color-markings; enlarged.  
 FIG. 19. Lateral view of the same.  
 FIG. 20. Inferior view of the same.

*MELANOPSIS AMERICANA* W. (Page 55.)

- FIG. 21. Lateral view, enlarged.  
 FIG. 22. Opposite view of the same, showing aperture and broken outer lip.  
 FIG. 23. Similar view of the proximal portion of the same more enlarged, showing callus of inner lip and canal.


*LEMINÆA (PLEUROLIMNÆA) TENUCOSTATA* M. & H. (Page 39.)

- FIG. 24. Lateral view, natural size and enlarged. After Meek.

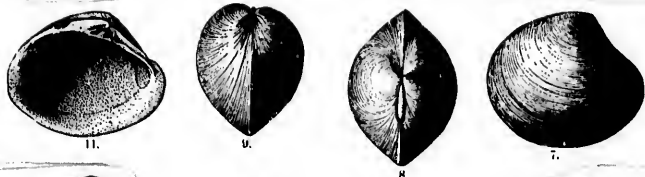
*CASSIOPELLA TURRICULA* W. (Page 58.)

- FIG. 25. Lateral view of the type specimen; the proximal volutions a little broadened by compression.  
 FIG. 26. Similar view of another example.  
 FIG. 27. Similar view of a smaller example.  
 FIG. 28. Lateral view of another example showing the umbilicus, and approximately the outline of the aperture.  
 FIG. 29. Inferior view of a basal fragment of another example showing the umbilicus.

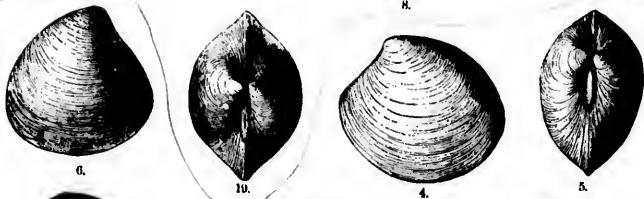




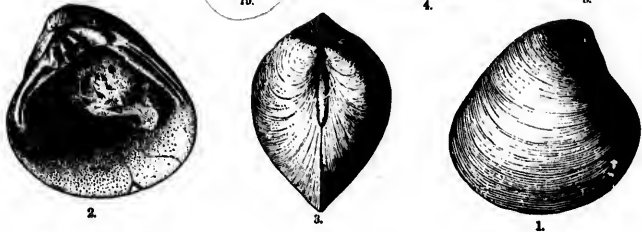
*Velatella baptista.*



*Corticula obesa.*



*Corticula occidentalis.*



LARAMIE.

## PLATE 24. LARAMIE.

## VIVIPARUS RETUSUS Meek &amp; Hayden. (Page 61.)

- FIG. 1. Lateral view of an adult example.  
 FIG. 2. Similar view of another example.  
 FIG. 3. Lateral view of another example, showing aperture.  
 (All natural size.)

## VIVIPARUS CONRADI M. &amp; H. (Page 61.)

- FIG. 4. Lateral view of an adult example.  
 FIG. 5. Opposite view of the same.  
 FIG. 6. Another example, more than usually elongate.

## VIVIPARUS LEIDYI M. &amp; H. (Page 61.)

- FIG. 7. Lateral view of the type specimen. After Meek.

## VIVIPARUS LEIDYI var. FORMOSUS M. &amp; H. (Page 61.)

- FIG. 8. Lateral view of the type specimen.  
 FIG. 9. Opposite view of the same. After Meek.

## VIVIPARUS TROCHIFORMIS M. &amp; H. (Page 61.)

- FIGS. 10, 11, 12, 13, 14, 15, and 16. Lateral views of different examples; all natural size.

## TULOTOMA THOMPSONI White. (Page 61.)

- FIGS. 17, 18, 19, 20, and 21. Lateral views of different examples, showing the ornamentation of the first to be nearly like that of *V. trochiformis*, and the increasing size of the nodes towards the higher numbers; all of natural size, and all from Northern Colorado, east of the Rocky Mountains.  
 FIG. 22. Lateral view of an example from Southern Wyoming, west of the Rocky Mountains.

## VIVIPARUS PECULIARIS M. &amp; H. (Page 61.)

- FIG. 23. Lateral view of the type specimen of Meek & Hayden.  
 FIG. 24. Opposite view of the same, natural size.

## VIVIPARUS PlicAPRESSUS W. (Page 61.)

- FIG. 25. Lateral view, natural size.  
 FIG. 26. Similar view of another example.

## ACROLOXUS MINUTUS M. &amp; H.

- FIG. 27. Apical view, magnified to four diameters.

*V. Pilsbry*


*V. uterius*

*V. pascuicola*

*V. ...*

*V. trochiliformis*

*V. ...*



LARAMIE.

## PLATE 25. LARAMIE.

*PHYSA COPEI* White. (Page 44.)

FIG. 1. Lateral view, natural size.

FIG. 2. Opposite view of the same.

*PHYSA FELIX* W. (Page 44.)

FIG. 3. Lateral view of an imperfect example, natural size.

*BULINUS DISJUNCTUS* W. (Page 45.)

FIG. 4. Lateral view, natural size.

FIG. 5. Opposite view of the same.

*BULINUS ATAVUS* W. (Page 44.)

FIG. 6. Lateral view, natural size.

FIG. 7. Opposite view of the same.

*BULINUS LONGINSCULUS* Meek & Hayden. (Page 45.)

FIG. 8. Two lateral views of the same example, natural size. After Meek.

*BULINUS ROMBOIDEUS* M. & H. (Page 45.)

FIG. 9. Lateral view, natural size. After Meek.

*BULINUS SUBELONGATUS* M. & H. (Page 44.)

FIG. 10. Lateral view, natural size.

FIG. 11. Opposite view of the same. After Meek.

*HELIX KANABENSIS* W. (Page 48.)

FIG. 12. Lateral view of an internal cast of the last volutions, showing the grooves left by the internal ridges near the aperture; natural size.

FIG. 13. Upper view of the same.

FIG. 14. Under view of the same.

*COLUMNA TERES* M. & H. (Page 48.)

FIG. 15. Lateral view, natural size, and enlarged. After Meek.

*COLUMNA VERMICULA* M. & H. (Page 48.)

FIG. 16. Lateral view, natural size, and enlarged. After Meek.

*VIVIPARUS PRUDENTIUS* W. (Page 61.)

FIG. 17. Lateral view, natural size.

FIG. 18. Opposite view of the same.

*VIVIPARUS PANGUITCHENSIS* W. (Page 61.)

FIG. 19. Lateral view of an internal cast.

FIG. 20. Opposite view of another example, showing a part of the surface markings.

FIG. 21. Lateral view of another example, showing a portion of the natural surface of the shell.

(All natural size.)


*VIVIPARUS REYNOLDSIANUS* M. & H. (Page 61.)

FIG. 22. Lateral view, natural size.

FIG. 23. Opposite view of the same example.

*THAUMASTUS LIMNIFORMIS* M. & H. (Page 48.)

FIG. 24. Apertural and opposite views of an example not quite adult; natural size.



LARAMIE.

*By. volbaceus.*

## PLATE 26. LARAMIE.

## MELANIA WYOMINGENSIS Meek. (Page 54.)

- FIG. 1. Lateral view, showing the outline of the outer lip.  
 FIG. 2. Similar view of another example.  
 FIG. 3. Similar view of the distal volutions, showing those of the apical portion to be destitute of spines.

## MELANIA INSCULPTA M. (Page 54.)

- FIG. 4. Fragment of an adult example.  
 FIG. 5. Fragment of a smaller example.  
 (Both natural size, and both from Northeastern Colorado.)

## GONIOBASIS CONVEXA Meek &amp; Hayden. (Page 57.)

- FIG. 6. Lateral view, natural size.  
 FIG. 7. Opposite view of the same example.  
 GONIOBASIS CONVEXA var. IMPRESSA M. & H. (Page 57.)

- FIG. 8. Lateral view, natural size.  
 FIG. 9. Opposite view of the same example.  
 GONIOBASIS? OMITTA M. & H. (Page 57.)

- FIG. 10. Apertural and opposite views; natural size. After Meek.  
 GONIOBASIS TENUICARINATA M. & H. (Page 57.)

- FIG. 11. Apertural and opposite views; natural size. Fort Union, Montana. Fort Union sp. Meek.  
 GONIOBASIS GEAULENTA M. (Page 57.)

- FIG. 12. Apertural and opposite views of Mr. Meek's type specimen.  
 FIG. 13. Lateral view of an example from Crow Creek, Colorado.  
 (Both natural size.)

## LIMNÆA? COMPACTILIS M. (Page 39.)

- FIG. 14. Apertural and opposite views of Mr. Meek's type specimen, natural size.  
 GONIOBASIS NEBRASCENSIS M. & H. (Page 57.)

- FIG. 15. Lateral view, natural size.  
 FIG. 16. Opposite view of the same example.  
 GONIOBASIS INVENUSTA M. & H. (Page 57.)

- FIG. 17. Lateral view of the type specimen of Meek & Hayden, natural size.  
 GONIOBASIS SUBLEVIS M. & H. (Page 57.)

- FIG. 18. Lateral view of the type specimen of Meek & Hayden, natural size.  
 CERTHIDEA? NEBRASCENSIS M. & H. (Page 57.)

- FIG. 19. Apertural and opposite views of the type specimen of Meek & Hayden, enlarged. After Meek.

## MICROPYRGIS MINUTULUS M. &amp; H. (Page 59.)

- FIG. 20. Apertural and opposite views of the type specimen of Meek & Hayden, enlarged.

## CAMPELOMA PRODUCTA White. (Page 63.)

- FIG. 21. Lateral view of an elongate example, regarded as the type.  
 FIG. 22. Opposite view of the same.  
 FIG. 23. Lateral view of a more robust example.  
 FIG. 24. Opposite view of the same.  
 FIG. 25. Lateral view of a subearinate variety.  
 FIG. 26. Similar view of another example of the same variety.  
 FIG. 27. Similar view of another example of the same variety.  
 (All natural size.)

*Microgypus*  
*sinuosa*  
*caespitosa*



23.



10.



14.



19.



21.

*Campeloma*  
*producta*



24.



25.



3.



18.



15.



22.

*Campeloma*  
*producta*,  
Whites.

*in sp. Meek.*

*Goniatoceras*  
*serotinum*



18.



26.



1.



5.



4.

*Albani*  
*inscripta*

*Gypsiceras*



12.



27.

*Goniatoceras*  
*reticulata*



11.



13.



17.



10.

*G. smithi*



7.



8.



2.



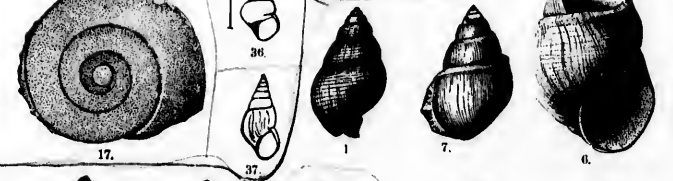
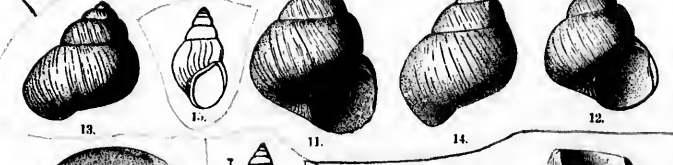

9.



6.

*Goniatoceras*  
*convexa*

LARAMIE.  
*convexa* Meek.  
*inscripta* G.



*Cambeloma  
multistriata.*

*Conus  
arctus.*

*V. Lasi.*

LARAMIE.



## PLATE 27. LARAMIE.

## CAMPELOMA MULTILINEATA Meek &amp; Hayden. (Page 63.)

- FIG. 1. Copy of Meek's original figure.  
 FIG. 2. Lateral view of a larger example, showing a slight angularity at the distal side of the larger volutions.  
 FIG. 3. Opposite view of the same.  
 FIG. 4. Lateral view of another example, having the angularity a little more distinct.  
 FIG. 5. Lateral view of another example, having the angularity distinct and prominent.  
 FIG. 6. Fragment showing the aperture, and prominent angularity.  
 FIG. 7. Lateral view of an example from Crow Creek, Colorado.  
 Figs. 2-6 are from the valley of the Yellowstone, Montana. (All natural size.)

## CAMPELOMA VETULA M. &amp; H. (Page 61.)

- FIG. 8. Lateral view of the type specimen of Meek & Hayden.  
 FIG. 9. Opposite view of the same, natural size.

## VIVIPARUS LEAI M. &amp; H. (Page 61.)

- FIG. 10. Lateral view of a large example.  
 FIG. 11. Opposite view of the same.  
 FIG. 12. Lateral view of another example.  
 FIG. 13. Opposite view of the same.  
 FIG. 14. Lateral view of another example, a little more elongated than usual. (All natural size.)

## CAMPELOMA MULTISTRIATA M. &amp; H. (Page 63.)

- FIG. 15. Copy of Meek's original figure.

## PLANORBIS CONVOLUTUS M. &amp; H. (Page 41.)

- FIG. 16. Upper, under, and peripheral views of the type specimen of Meek & Hayden. After Meek.

## PLANORBIS (BATHYOMPHALUS) PLANOCONVEXUS M. &amp; H. (Page 41.)

- FIG. 17. Upper view of the type specimen of Meek & Hayden, natural size.  
 FIG. 18. Peripheral view of the same. After Meek.

## PLANORBIS (BATHYOMPHALUS) AMPLEXUS M. &amp; H. (Page 41.)

- FIG. 19. Upper view of the type specimen of Meek & Hayden, natural size.  
 FIG. 20. Under view of the same, enlarged. After Meek.

## PLANORBIS (BATHYOMPHALUS) KANABENSIS White. (Page 41.)

- FIG. 21. Upper view, natural size.  
 FIG. 22. Under view of the same example.  
 FIG. 23. Peripheral view of the same example.

## VALVATA? MONTANAENSIS Meek. (Page 64.)

- FIG. 24. Outline views, enlarged. After Meek.

## VALVATA SUBUMBILICATA M. &amp; H. (Page 64.)

- FIG. 25. Upper and under views of the type-specimen of Meek & Hayden, natural size. After Meek.

*HYALINA*? *EVANSI* Meek & Hayden. (Page 46.)

FIG. 26. Outline views, enlarged. After Meek.

*HYALINA*? *OCCIDENTALIS* M. & H. (Page 46.)

FIG. 27. Upper, under, and peripheral views of the type-specimen of Meek & Hayden. After Meek.

*HELIX*? *VETUSTA* M. & H. (Page 48.)

FIG. 28. Apertural and opposite views of the type-specimen of Meek & Hayden: natural size. After Meek.

*HELIX* *EVANSTONENSIS* White. (Page 48.)

FIG. 29. Lateral view, enlarged.

FIG. 30. Opposite view of the same example.

FIG. 31. Under view of the same example.

*VITRINA* *OBLIQUA* M. & H. (Page 46.)

FIG. 32. Lateral view of type specimen of Meek & Hayden, natural size.

FIG. 33. Apical view of the same. After Meek.

*GONIOBASIS*? *SUBTORTUOSA* M. & H. (Page 57.)

FIG. 34. Apertural and opposite views of the type specimen of Meek & Hayden, natural size. After Meek.

*HYDROBIA* *UTAHENSIS* W. (Page 60.)

FIG. 35. Lateral view, enlarged.

*HYDROBIA* *SUBCONICA* Meek. (Page 59.)

FIG. 36. Outline lateral view, enlarged; copy of Meek's original figure.

*HYDROBIA*? *EULIMOIDES* M. (Page 59.)

FIG. 37. Outline lateral view, enlarged; copy of Meek's original figure.

*HYDROBIA* *RECTA* W. (Page 60.)


FIG. 38. Lateral views of two fragments, enlarged.

*HYDROBIA* *ANTHONYI* M. & H. (Page 59.)

FIG. 39. Lateral view, natural size and enlarged. After Meek.

*HYDROBIA* *WABRENANA* M. & H. (Page 59.)

FIG. 40. Lateral view, natural size and enlarged. After Meek.



## PLATE 28. EOCENE.

*UNIO CLINOPISTHUS* White. (Page 28.)

- FIG. 1. Left side view, natural size.  
 FIG. 2. Dorsal view of the same.

*UNIO SUOSHONENSIS* W. (Page 29.)

- FIG. 3. Left side view, natural size.

*UNIO HAYDENI* Meek. (Page 29.)

- FIG. 4. Right side view, natural size.  
 FIG. 5. Left side view of a smaller example.

*UNIO WASHAKIENSIS* M. (Page 29.)

- FIG. 6. Left side view, natural size.  
 FIG. 7. Right side view of a sandstone cast.  
 FIG. 8. Interior view of a fragment of a right valve.

*UNIO TELLSOIDES* Hall. (Page 29.)

- FIG. 9. Copy of Hall's original figure.

*PLANORBIS (GYRAULUS) MILITARIS* W. (Page 41.)

- FIG. 10. Upper view, enlarged.  
 FIG. 11. Under view of the same example.

*BYTHINELLA GREGARIA* M. (Page 60.)


- FIG. 12. Lateral view, enlarged.  
 FIG. 13. Opposite view of the same.

*BULIMUS FLOHDANUS* Conrad. (Page 48.)

- FIG. 14. Copy of Conrad's original figure.

*MELANIA CLAIBORNENSIS* Heilprin. (Page 54.)

- FIG. 15. Lateral view, much enlarged, together with an outline of natural size. After Heilprin.



EOCENE.

## PLATE 29. EOCENE.

## PLANORBIS UTAHENSIS Meek. (Page 41.)

- FIG. 1. Upper view, natural size.  
 FIG. 2. Under view of the same example.  
 FIG. 3. Peripheral view of the same. After Meek.

## PLANORBIS UTAHENSIS var. SPECTABILIS M. (Page 41.)

- FIG. 4. Upper view, natural size.  
 FIG. 5. Under view of the same example.  
 FIG. 6. Peripheral outline of the same. After Meek.

## PLANORBIS CURVATUS White. (Page 42.)

- FIG. 7. Upper, under, and peripheral views, enlarged.

## PLANORBIS EQUALIS W. (Page 42.)

- FIGS. 8 and 9. Under and peripheral views, enlarged.  
 FIG. 10. Upper view of a smaller example, enlarged.  
 (All are imperfect, and perfect adult examples are doubtless larger.)

## HELIX PERIPHERIA W. (Page 49.)

- FIG. 11. Lateral view, natural size.  
 FIG. 12. Opposite view of the same.

## HELIX HIPPIA W. (Page 49.)

- FIG. 13. Lateral view, natural size.  
 FIG. 14. Opposite view of the same example.

## PUPA INCOLATA W. (Page 50.)

- FIG. 15. Lateral view, enlarged.  
 FIG. 16. Opposite view of the same example, showing the aperture.  
 FIG. 17. View of the same, showing the edge of the outer lip.

## PUPA ATAVENICULA W. (Page 50.)

- FIG. 18. Lateral view, enlarged.

## PUPA ARENULA W. (Page 50.)

- FIG. 19. Two lateral views of the type specimen. The rim of the aperture has been broken off.

## LIMNÆA SIMILIS M. (Page 39.)

- FIG. 20. Lateral view, enlarged.  
 FIG. 21. Opposite view of the same. After Meek.

## LIMNÆA VETUSTA M. (Page 39.)

- FIG. 22. Lateral view, natural size.  
 FIG. 23. Opposite view of another example, a little enlarged. After Meek.

## LIMNÆA MINUSCULA W. (Page 40.)

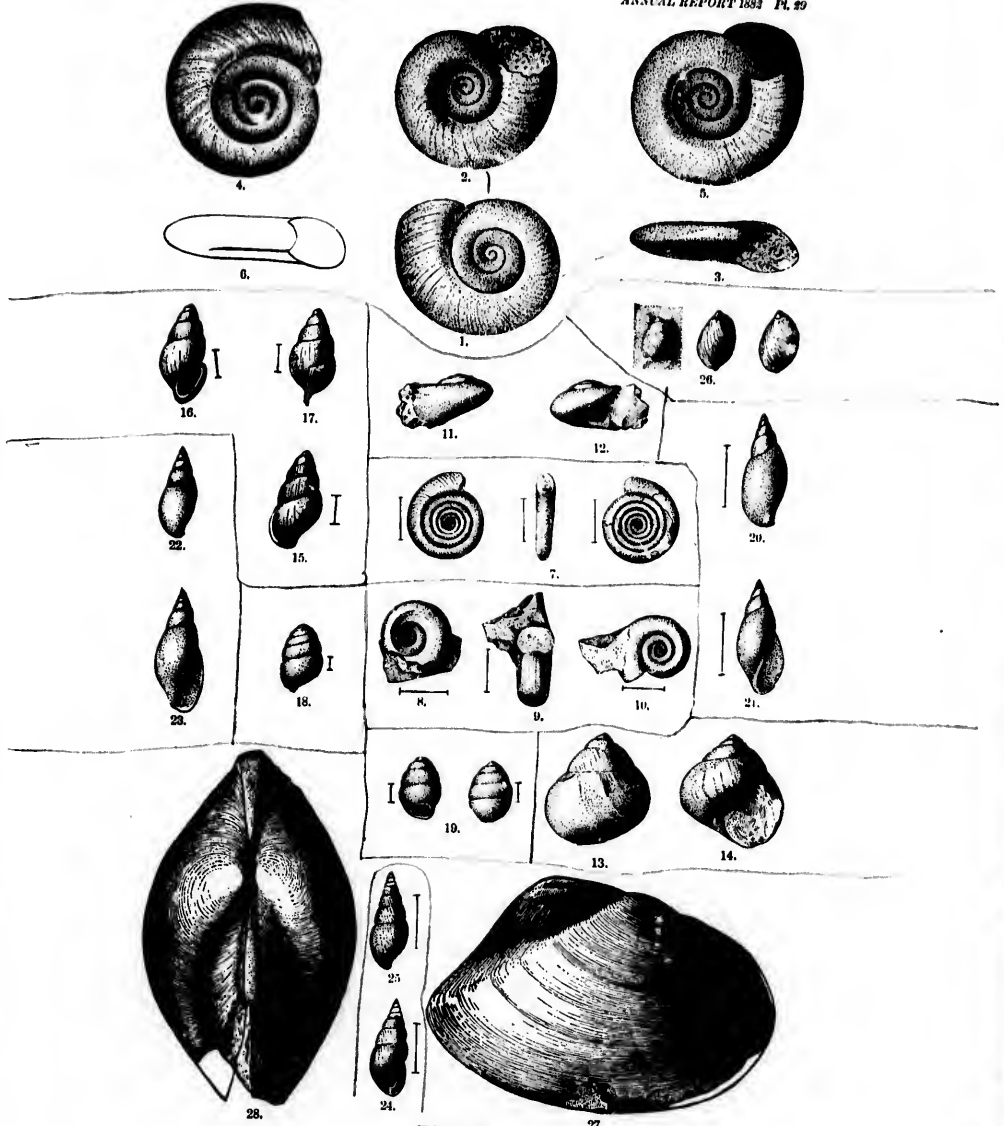
- FIG. 24. Lateral view, enlarged.  
 FIG. 25. Opposite view of the same example.

## SUCCINEA (BEACHYSPIRA) PAPILLISPIRA W. (Page 51.)

- FIG. 26. Three views of separate examples, natural size, from gutta-percha casts in natural molds.

## ANODONTA DECURTATA Conrad. (Page 73.)

- FIG. 27. Lateral view, natural size, from an example believed to have been Conrad's type specimen.  
 FIG. 28. Dorsal view of the same. The true geological age of this species is not certainly known, but it is believed to be Eocene.



EOCENE.

27.

## PLATE 30. EOCENE.

## MACROCYCLIS SPATIOSA Meek &amp; Hayden. (Page 40.)

FIG. 1. Upper view, natural size.

FIG. 2. Lateral view of the same example.

FIG. 3. Under view of the same, all natural size. After Meek.

## HELIX ? VETERANA M. &amp; H. (Page 45.)

FIGS. 4 and 5. Copies of Meek's outline figures.

## PHYSA PLEIOMATIS White. (Page 44.)

FIG. 6. Lateral view of type specimen.

FIG. 7. Opposite view of a larger example, a little distorted, probably belonging to this species.

FIG. 8. Fragment of a very large example, believed to belong to this species. (All natural size.)

## PHYSA BRIDGERENSIS Meek. (Page 44.)

FIG. 9. Lateral view, natural size.

FIG. 10. Opposite view of a more robust example.

## VIVIPARUS PALUDINIFORMIS Hall. (Page 62.)

FIG. 11. Lateral view, natural size.

FIG. 12. Opposite view of the same.

## VIVIPARUS WYOMINGENSIS M. (Page 62.)

FIG. 13. Lateral view, natural size.

FIG. 14. Opposite view of the same.





4.



8.



5.



10.



7.



6.



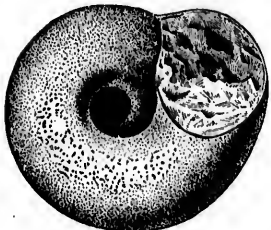
1.



9.



11.



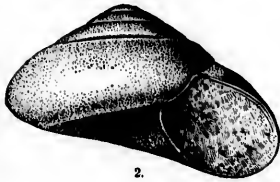
3.



12.



13.



2.




14.

EOCENE.


## PLATE 31.

All the forms represented on this plate occur in the fresh-water Eocene deposits of Wyoming, Colorado, and Utah; and all are believed to be genetically related. They have been described by different authors under six respective names, according to the variation of ornamentation and form. (See remarks on page 58.)

Figs. 1, 2, and 3 may be regarded as representing the *Goniobasis simpsoni* of Meek; Figs. 5, 10, 12, and others, *G. tenera* Hall; Figs. 14, 15, 20, and others, *G. nodulifera* Meek; Figs. 19, 25, 28, and others, *G. carteri* Conrad; and Figs. 29 and 30, *G. columbis* White. Fig. 31 is a copy of Meek's figure of *G. arcata*, which he finally regarded as only a variety of his *G. simpsoni*. It, is however, very like a form which occurs in the Laramie beds of Bear River Valley in Southwestern Wyoming.



EOCENE.



MIOCENE AND PLOCIENE!

## PLATE 32. MIOCENE AND PLOCIENE†

*MELANIA SCULPTILIS* Meek. (Page 55.)

FIG. 1. Lateral view, natural size. After Meek.

*MELANIA SUBSCULPTILIS* M. (Page 55.)

FIG. 2. Lateral view, natural size. After Meek.

*MELANIA TAYLORI* Gabb. (Page 55.)

FIG. 3. Lateral view, natural size. After Gabb.

*LITHASIA ANTIQUA* G. (Page 59.)

FIG. 4. Lateral view, showing the aperture, natural size. After Gabb.

*CARINIFEX (VORTICIFEX) BINNEYI* M. (Page 42.)

FIG. 5. Lateral view, natural size, showing the aperture.

FIG. 6. Upper view of the same example. After Meek.

*CARINIFEX (VORTICIFEX) TRYONI* M. (Page 42.)

FIG. 7. Lateral view, natural size, showing the aperture.

FIG. 8. Upper view of the same example.

FIG. 9. Under view of the same. After Meek.

*ANCYLUS UNULATUS* M. (Page 45.)

FIG. 10. Upper view and lateral outline, natural size. After Meek.

*SPHERIUM RUGOSUM* M. (Page 34.)

FIG. 11. An example of not quite adult size, enlarged two diameters.

FIG. 12. A larger example, enlarged two diameters.

FIG. 13. Outline showing the convexity of the valves. After Meek.

*SPHERIUM IDAHOENSE* M. (Page 34.)

FIG. 14. An imperfect example, natural size.

FIG. 15. Outline showing the convexity of the valves. After Meek.

*PLANORBIS VETUSTUS* Meek & Hayden. (Page 42.)

FIG. 16. Under view, natural size.

FIG. 17. Upper view of the same example, enlarged.

FIG. 18. Peripheral view of the same, more enlarged. After Meek.

*PLANORBIS LEIDYI* M. & H. (Page 42.)

FIG. 19. Upper view, natural size.

FIG. 20. Peripheral view of the same, enlarged, showing the aperture.

FIG. 21. Under view of the same, less enlarged. After Meek.

*PLANORBIS NEBRASCENSIS* Evans & Shumard. (Page 42.)

FIG. 22. Upper view, natural size.

FIG. 23. Peripheral view of the same, enlarged. After Meek.

*PLANORBIS LUNATA* Conrad. (Page 42.)

FIGS. 24 and 25. Copies of Conrad's original figures.

*LIMNÆA MEEKII* Evans & Shumard. (Page 40.)

FIG. 26. Lateral view of a large example, natural size.

FIG. 27. Opposite view of a smaller example. After Meek.

*LIMNÆA SHUMARDI* Meek & Hayden. (Page 40.)

FIG. 28. Lateral view, natural size.

FIG. 29. Opposite view of the same. After Meek.

*LIMNÆA (POLYRHYTIS) KINGII* Meek. (Page 40.)

FIGS. 30 and 31. Copies of Meek's original figures, natural size.

*HELIX LEIDYI* Hall & Meek. (Page 49.)

FIG. 32. Lateral view, natural size.

FIG. 33. Apical view of the same example. After Meek.

*HELIX (ZONITES) MARGINICOLA* C. (Page 47.)

FIG. 34. Copy of Conrad's original figure.

*PHYSA SECALINA* E. & S. (Page 44.)

FIG. 35. Lateral view, natural size.

FIG. 36. Opposite view of the same. After Meek.

*LATIA DALLII* White. (Page 45.)

FIG. 37. Dorsal view, natural size.

FIG. 38. Lateral view of the same example.

FIG. 39. Dorsal view of another example.

FIG. 40. Similar view of another example, showing a portion of the shell broken away, revealing the large lunatic shelf extending forward from the beak.

## INDEX.

	Page.		Page.
Aucyilide.....	45	Corbicula (Leptesthes) cardinaeformis.....	31
Aucylus undulatus.....	45	fracta.....	33
Anodonta? angustata.....	18	macroplatha.....	31
Anodonta? eatskillensis.....	18	planumbona.....	31
decurtata.....	73	(Veloritina) durkeci.....	31
parallela.....	23	Corbula crassatelliformis.....	3
propatoris.....	23	euglemanni.....	30
Anomta gryphorhynchus.....	16	macriformis.....	36
mieronema.....	16	perundata.....	36
propatoris.....	16	pyriformis.....	35
Anomidae.....	15	subtrigonalis.....	36
Anthracopna ohioensis.....	50	tropicophora.....	36
Arlonide.....	46	undifera.....	36
Auriculide.....	37	var. subundifera.....	36
Bullius floridans.....	48	Corbulide.....	35
Bullius atavus.....	44	Cyrena carletoni.....	30
dijunctus.....	45	dakotensis.....	30
longicaulus.....	45	Cyrenide.....	29
rhomboides.....	45	Dawsonella meeki.....	47
sublongatus.....	44	Gastropoda.....	73
Bythinella gregaria.....	60	General discussion.....	37
Campelema macrospira.....	63	Goniobasis arca.....	58
multilineata.....	63	carteri.....	58
multistriata.....	63	chrysalis.....	56
producta.....	63	chrysaides.....	56
retula.....	63	cleburni.....	56
Carinifex (Vorticifex) bimneyi.....	42	columnalis.....	58
tryoni.....	42	convexa.....	57
Cassiopella turricula.....	58	var. impressa.....	57
Ceriphsididae.....	56	endlichl.....	57
Cerithidea? nebrascensis.....	57	gradienta.....	57
Cerithiidae.....	53	invenusta.....	57
Colonna teres.....	48	macilentia.....	56
vermicula.....	48	nebrascensis.....	57
Conchifera.....	14	nodulifera.....	58
Conrad, T. A., description of fossil Uniones.....	73	? onlitta.....	57
Corbicula angheyi.....	32	simpsoni.....	58
berthoudi.....	32	sublaevis.....	57
cleburni.....	31	? subtortuosa.....	57
cytheriformis.....	31	tenora.....	58
nebrascensis.....	31	tenuicarinata.....	57
obesa.....	31	Helicidae.....	47
occidentalis.....	31	Helix evanstonensis.....	48
subelliptica.....	31	kanabensis.....	48
umbonella.....	32	lloydii.....	4

	Page.		Page.
<i>Holix peripheria</i> .....	49	<i>Physa pleromata</i> .....	44
<i>riparia</i> .....	49	<i>aculna</i> .....	44
? <i>veterna</i> .....	48	<i>Physide</i> .....	43
? <i>vetusta</i> .....	48	<i>Pisidium agnatum</i> .....	34
( <i>Zonites</i> ) <i>marginalia</i> .....	47	<i>Pisidium</i> .....	34
<i>Hyalina</i> ? <i>ovansi</i> .....	46	<i>Pianorbis equalis</i> .....	42
<i>occidentalis</i> .....	64	( <i>Lathymophilus</i> ) <i>plexus</i> .....	41
<i>Hydrobia anthonyi</i> .....	59	<i>kanabeuta</i> .....	41
? <i>colluoides</i> .....	50	<i>planconvexus</i> .....	41
<i>recta</i> .....	60	<i>circatus</i> .....	42
<i>ambiensis</i> .....	59	<i>convolutus</i> .....	41
<i>utahensis</i> .....	60	( <i>Gyraulus</i> ) <i>militaris</i> .....	41
<i>warrenana</i> .....	59	<i>leidyi</i> .....	42
Introductory remarks .....	5	<i>lanata</i> .....	42
<i>Latia dallii</i> .....	45	<i>nebrascensis</i> .....	42
Lea, Dr. Isaac, description of fossil Uniones	72	<i>utahensis</i> .....	41
<i>Limnea</i> ( <i>Aeella</i> ) <i>haldemanni</i> .....	39	<i>var. spectabilis</i> .....	41
? <i>compactilis</i> .....	39	<i>veternus</i> .....	40
( <i>Limnopysa</i> ) <i>nitidula</i> .....	39	<i>vetustas</i> .....	42
<i>meekii</i> .....	40	( <i>Pleuroliomea</i> ) <i>tenalcostata</i> .....	39
<i>minuscula</i> .....	40	<i>Pupa arenula</i> .....	50
( <i>Polyrhysis</i> ) <i>kingii</i> .....	40	<i>atavuncula</i> .....	50
<i>stumardi</i> .....	40	<i>bigabyi</i> .....	50
<i>similis</i> .....	39	<i>locolata</i> .....	50
<i>vetusta</i> .....	39	<i>vermillionensis</i> .....	50
Limnæide .....	38	<i>vetusta</i> .....	50
<i>Lioplaodes veternus</i> .....	60	<i>Pupide</i> .....	49
List of species .....	66	<i>Prygnifera humerosa</i> .....	54
<i>Lithaea antiqua</i> .....	59	<i>Rhytophorus meekii</i> .....	38
<i>Macrocyclia spatiosa</i> .....	46	<i>priscus</i> .....	38
<i>Margaritana nebrascensis</i> .....	21	Rissoide .....	59
<i>Melanops</i> ? <i>antiquus</i> .....	38	<i>Sphærium formosum</i> .....	33
<i>Melanula clabornensis</i> .....	54	<i>idahoensis</i> .....	34
<i>decurus</i> .....	73	<i>planum</i> .....	33
<i>insculpta</i> .....	64	<i>recticardinalis</i> .....	33
<i>sculptilis</i> .....	55	<i>ringosum</i> .....	34
<i>subsculptilis</i> .....	53	<i>subellipticum</i> .....	33
<i>taylori</i> .....	53	<i>Strophites grandæva</i> .....	49
<i>wyomingensis</i> .....	53	<i>Succinea</i> ( <i>Brachyspira</i> ) <i>papillifera</i> .....	51
Melanulide .....	53	<i>Succinide</i> .....	51
<i>Melanopsis americana</i> .....	55	<i>Spurious and doubtful species</i> .....	72
<i>Micropyrgea minutulus</i> .....	50	<i>Thamnostus linneiformis</i> .....	48
Morton, Dr. S. G., description of fossil	72	<i>Tulotoma thompsoni</i> .....	61
Uniones .....	72	<i>Unio clavus</i> .....	25
<i>Mytilide</i> .....	17	<i>aldrichi</i> .....	27
<i>Naiadites carbonaria</i> .....	19	<i>belliplicatus</i> .....	24
<i>elongata</i> .....	10	<i>brachyopisthus</i> .....	27
<i>laevis</i> .....	19	<i>clinopisthus</i> .....	28
<i>Neritide</i> .....	51	<i>coocesi</i> .....	26
<i>Neritius banisteri</i> .....	52	<i>eristonensis</i> .....	19
<i>branneri</i> .....	53	<i>cryptorhynchus</i> .....	25
<i>naticiformis</i> .....	52	<i>deweyanus</i> .....	25
<i>nebrascensis</i> .....	51	<i>endlichi</i> .....	26
( <i>Vclatella</i> ) <i>baptista</i> .....	52	<i>goniamboatus</i> .....	27
<i>bellatula</i> .....	52	<i>goinenotus</i> .....	27
<i>carditoides</i> .....	52	<i>haydeni</i> .....	29
<i>volvulinata</i> .....	52	<i>holmesianus</i> .....	27
<i>Ostrea glabra</i> .....	15	<i>hubbardi</i> .....	21
<i>subtrigonalis</i> .....	15	<i>mendax</i> .....	27
<i>Ostreide</i> .....	14	<i>nealis</i> .....	20
<i>Physa bridgerensis</i> .....	44	<i>penulbana</i> .....	21
<i>carletoni</i> .....	43	<i>primævus</i> .....	26
<i>copel</i> .....	44	<i>priscus</i> .....	26
<i>felix</i> .....	44	<i>proavitus</i> .....	27



INDEX.

III

	Page.		Page.
Uta propheticus .....	27	Viviparus leal.....	61
senectus.....	28	leidyi.....	61
shoshonensis.....	29	var. formosus.....	61
stewardi.....	29	paludine-formis.....	62
subspatulatus.....	25	panguitchensis.....	61
tellonoides.....	29	peculiaris.....	61
vetustus.....	24	pilcapresens.....	61
washakensis.....	29	prudens.....	61
Unolide.....	18	retusus.....	61
Valvata ? montanaensis.....	64	reynoldsianus.....	61
nana.....	64	trochiformis.....	61
scabrata.....	64	wyomingensis.....	62
subumblicata.....	64	Vitrina obliqua.....	46
Valvatidae.....	64	Vitrinidae.....	46
Viviparidu.....	60	Voisella (Brachydontes) laticostata.....	17
Viviparus conradi.....	61	regularis.....	17
conesi.....	61	White, report of.....	1
gilianus.....	60	Zonites priscus.....	47

