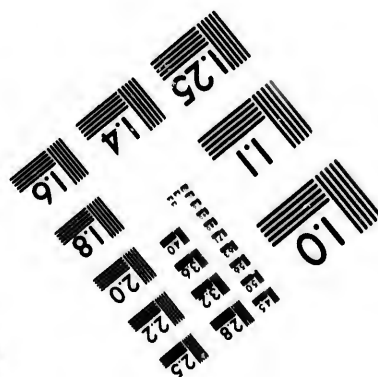

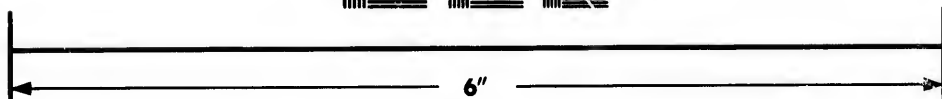



**IMAGE EVALUATION  
TEST TARGET (MT-3)**



**Photographic  
Sciences  
Corporation**

23 WEST MAIN STREET  
WEBSTER, N.Y. 14580  
(716) 872-4503



**CIHM/ICMH  
Microfiche  
Series.**

**CIHM/ICMH  
Collection de  
microfiches.**



**Canadian Institute for Historical Microreproductions / Institut canadien de microreproductions historiques**



**© 1982**

Technical and Bibliographic Notes/Notes techniques et bibliographiques

The Institute has attempted to obtain the best original copy available for filming. Features of this copy which may be bibliographically unique, which may alter any of the images in the reproduction, or which may significantly change the usual method of filming, are checked below.

L'Institut a microfilmé le meilleur exemplaire qu'il lui a été possible de se procurer. Les détails de cet exemplaire qui sont peut-être uniques du point de vue bibliographique, qui peuvent modifier une image reproduite, ou qui peuvent exiger une modification dans la méthode normale de filmage sont indiqués ci-dessous.

- Coloured covers/  
Couverture de couleur
- Covers damaged/  
Couverture endommagée
- Covers restored and/or laminated/  
Couverture restaurée et/ou pelliculée
- Cover title missing/  
Le titre de couverture manque
- Coloured maps/  
Cartes géographiques en couleur
- Coloured ink (i.e. other than blue or black)/  
Encre de couleur (i.e. autre que bleue ou noire)
- Coloured plates and/or illustrations/  
Planches et/ou illustrations en couleur
- Bound with other material/  
Relié avec d'autres documents
- Tight binding may cause shadows or distortion along interior margin/  
La reliure serrée peut causer de l'ombre ou de la distorsion le long de la marge intérieure
- Blank leaves added during restoration may appear within the text. Whenever possible, these have been omitted from filming/  
Il se peut que certaines pages blanches ajoutées lors d'une restauration apparaissent dans le texte, mais, lorsque cela était possible, ces pages n'ont pas été filmées.
- Additional comments:/  
Commentaires supplémentaires:

- Coloured pages/  
Pages de couleur
- Pages damaged/  
Pages endommagées
- Pages restored and/or laminated/  
Pages restaurées et/ou pelliculées
- Pages discoloured, stained or foxed/  
Pages décolorées, tachetées ou piquées
- Pages detached/  
Pages détachées
- Showthrough/  
Transparence
- Quality of print varies/  
Qualité inégale de l'impression
- Includes supplementary material/  
Comprend du matériel supplémentaire
- Only edition available/  
Seule édition disponible
- Pages wholly or partially obscured by errata slips, tissues, etc., have been refilmed to ensure the best possible image/  
Les pages totalement ou partiellement obscurcies par un feuillet d'errata, une pelure, etc., ont été filmées à nouveau de façon à obtenir la meilleure image possible.

This item is filmed at the reduction ratio checked below/  
Ce document est filmé au taux de réduction indiqué ci-dessous.

10X	14X	18X	22X	26X	30X
<input type="checkbox"/>	<input type="checkbox"/>	<input type="checkbox"/>	<input checked="" type="checkbox"/>	<input type="checkbox"/>	<input type="checkbox"/>
12X	16X	20X	24X	28X	32X

The co  
to the

The in  
possib  
of the  
filming

Origin  
beginn  
the las  
sion, c  
other  
first p  
sion, a  
or illus

The la  
shall c  
TINUE  
which

Maps,  
differe  
entirel  
beginn  
right a  
require  
metho

The copy filmed here has been reproduced thanks to the generosity of:

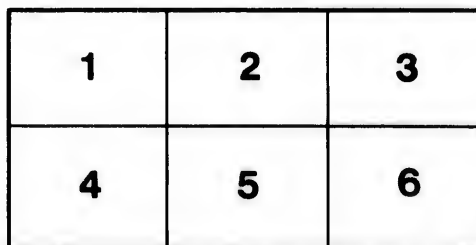
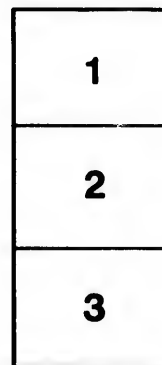
Library of the Public  
Archives of Canada

The images appearing here are the best quality possible considering the condition and legibility of the original copy and in keeping with the filming contract specifications.

Original copies in printed paper covers are filmed beginning with the front cover and ending on the last page with a printed or illustrated impression, or the back cover when appropriate. All other original copies are filmed beginning on the first page with a printed or illustrated impression, and ending on the last page with a printed or illustrated impression.

The last recorded frame on each microfiche shall contain the symbol  $\rightarrow$  (meaning "CONTINUED"), or the symbol  $\nabla$  (meaning "END"), whichever applies.

Maps, plates, charts, etc., may be filmed at different reduction ratios. Those too large to be entirely included in one exposure are filmed beginning in the upper left hand corner, left to right and top to bottom, as many frames as required. The following diagrams illustrate the method:



L'exemplaire filmé fut reproduit grâce à la générosité de:

La bibliothèque des Archives  
publiques du Canada

Les images suivantes ont été reproduites avec le plus grand soin, compte tenu de la condition et de la netteté de l'exemplaire filmé, et en conformité avec les conditions du contrat de filmage.

Les exemplaires originaux dont la couverture en papier est imprimée sont filmés en commençant par le premier plat et en terminant soit par la dernière page qui comporte une empreinte d'impression ou d'illustration, soit par le second plat, selon le cas. Tous les autres exemplaires originaux sont filmés en commençant par la première page qui comporte une empreinte d'impression ou d'illustration et en terminant par la dernière page qui comporte une telle empreinte.

Un des symboles suivants apparaîtra sur la dernière image de chaque microfiche, selon le cas: le symbole  $\rightarrow$  signifie "A SUIVRE", le symbole  $\nabla$  signifie "FIN".

Les cartes, planches, tableaux, etc., peuvent être filmés à des taux de réduction différents. Lorsque le document est trop grand pour être reproduit en un seul cliché, il est filmé à partir de l'angle supérieur gauche, de gauche à droite, et de haut en bas, en prenant le nombre d'images nécessaire. Les diagrammes suivants illustrent la méthode.

plaire  
s détails  
ques du  
nt modifier  
kiger une  
le filmage

d/  
quées

aire

by errata  
ned to

ent  
une pelure,  
façon à



32X

---

RE

TO

---

495

3240  
another printing

171

---

THE  
RECIPROCITY TREATY :  
ITS ADVANTAGES  
TO THE UNITED STATES AND CANADA.

---

1865

1865  
(40)

R E

By ARTHUR

FOR ma  
lished  
Colonies  
British C  
tions. Pa  
negotiated  
son's Mini  
step toward  
when the  
ment of t  
these mea  
in 1848, of  
ada in cer  
attention  
Senate, in  
sury to co  
gather rel  
the States  
lect and t  
and that g  
in August  
subsequen  
ernments

Mr. An  
"That t  
greatly de  
on the gre  
"That t  
of great a  
the North  
repeal of  
can lumbe  
of justice  
whom it p  
"That  
near the s  
sea fisher  
"That t  
tween the  
rent basis  
ple, so as  
mutual e  
this vast

# THE RECIPROCIITY TREATY :

Its advantages to the United States and to Canada.

## FIRST PRIZE ESSAY.

By ARTHUR HARVEY, Esq., *Fellow of the Statistical Society of London, Eng., Statistical Clerk, Finance Department, Quebec.*

FOR many years after the United States had established their independence, their trade with the Colonies which continued to own allegiance to the British Crown was subject to most galling restrictions. Partial relief was afforded by the convention negotiated in 1830, by Mr. McLane, President Jackson's Minister at the Court of St. James; and a further step towards freedom in commerce was taken in 1846, when the American Government secured the enactment of a drawback law. The beneficial results of these measures led to the introduction into Congress, in 1848, of a Bill for Reciprocal Free Trade with Canada in certain articles. It failed to become law, but attention having been thus directed to the subject, the Senate, in 1851, requested the Secretary of the Treasury to communicate to it all the information he could gather relating to the commerce of the Provinces with the States. Mr. Corwin selected Mr. Andrews to collect and tabulate the statistics bearing on this Trade; and that gentleman's report, transmitted to the Senate in August, 1852, had a most important influence on the subsequent action of the British and American Governments and Legislatures.

Mr. Andrews reported:

"That the free navigation of the St. Lawrence was greatly desired by all those Western States bordering on the great Lakes, as their natural outlet to the Sea.

"That the free navigation of the St. John would be of great advantage to the extensive lumber interest in the North Eastern portion of the Union, and that the repeal of the New Brunswick export duty on American lumber floated down that river would be but an act of justice to the lumbermen of that quarter, upon whom it presses severely.

"That without a free participation in the fisheries near the shores of the Colonies, the American deep-sea fisheries in that region would become valueless.

"That it would be wise to place the border trade between the United States and the Colonies on a different basis, and under the influence of a higher principle, so as to mature and perfect a complete system of mutual exchanges between the different sections of this vast continent—an achievement not only wise and

advantageous, but worthy of the high civilization of the country."

After much correspondence between the Governments interested, and many debates in the American and Colonial Legislatures, in which some opposition to freedom of Trade was shown by the Pennsylvania manufacturers and the Maine lumber interest, and much opposition to admit Americans to the coast fisheries was displayed by the Maritime Provinces, the British Government gave the Earl of Elgin full powers to negotiate a treaty in accordance with these views, and Mr. W. L. Marcy having been named plenipotentiary by the President of the United States, the Reciprocity Treaty was drawn up. (a) It was "done in

(a) The Reciprocity Treaty consists of seven articles:

*Article I* gives to the inhabitants of the United States, in common with the subjects of Her Britannic Majesty, the liberty to take fish, of every kind except shell fish, on the sea coasts and shores, and in the bays, harbours and creeks of the British North American Provinces.

*Article II* gives similar privileges to British subjects in American waters.

*Article III* stipulates that the following articles, being the growth and produce of the British Colonies or the United States, shall be admitted into each country respectively, free of duty:

Grain, Flour and Breadstuffs of all kinds; Animals of all kinds; Fish, smoked and salted meats; Cotton wool, seeds and vegetables; Undried fruits, dried fruits; Fish of all kinds; Products of fish, and all other creatures living in the water; Poultry and eggs; Hides, furs, skins or tails, undressed; Stone or marble in its crude or unwrought state; Slate; Butter, cheese, tallow; Lard, horns, manures; Ores of metals of all kinds; Coal; Pitch, tar, turpentine, ashes; Timber and lumber of all kinds, round, hewed, sawed, unmanufactured in whole or in part; Firewood, plants, shrubs and trees; Pelts, wool; Fish oil; Rice brooms, corn and bark; Gypsum, ground or unground; Hewn, or wrought or unwrought burr or grindstones; Dye stuffs; Flax, hemp and tow, unmanufactured; Unmanufactured tobacco; Rags.

*Article IV* extends to the inhabitants of the United States the right to navigate the River St. Lawrence and the canals in Canada, used as the means of communicating between the Great Lakes and the Atlantic Ocean, with their vessels, boats and crafts, as freely as the subjects of Her Majesty. It also gives to British



triplicate at Washington on the 5th of June, 1854." It went into effect in Canada on the 18th October, and was put into full operation in the States by the President's Proclamation of March 16th, 1855.

For several years afterwards, nothing but satisfaction was expressed at the working of the new arrangements; but when the fiscal necessities of Canada rendered an increase in its revenue necessary, and heavier duties were levied on manufactured goods, the frontier towns of New York State, whose exports of such articles began to decline, complained that the spirit if not the letter of the Treaty was being broken. Each successive increase in the Canadian tariff was made the pretext for renewed complaints. The American Government began to act less liberally than they were wont towards Canadian merchants. Heavy consular fees began to be exacted on Imports from Canada. Proof began to be demanded, that our exports of grain were "the growth and produce of Canada," and much of the carrying trade we had begun to enjoy was thus cut off. The Legislature of the State of New York reported that the action of the Canadian Government was unfair, and requested its representatives in Congress to protect the interests of the Republic from the "unjust and unequal system" said to prevail. And although this statement was ably answered by Mr. Taylor and the Chamber of Commerce of St. Paul, Minnesota, (a) and refuted by Hon. Mr. Galt, (b) then, as now, Finance Minister of Canada, who pronounced

subjects the right freely to navigate Lake Michigan. By this article the Government of the United States engages to urge upon the State governments to secure to the subjects of Her Britannic Majesty the use of the several State canals, on terms of equality with the inhabitants of the United States. It also stipulates that no export duties shall be levied on lumber cut on American territory, floated down the St. John and exported from New Brunswick.

Article V states that the treaty is to continue in force for ten years from the time of its going into effect, after which it shall terminate on either party's giving one year's notice.

Article VI provides for the extension of the Treaty to Newfoundland; and

Article VII makes the arrangements for its mutual ratification.

(a) "We venture the further statement that all parties to this Treaty have hitherto observed its stipulations in good faith. The Americans possess and enjoy their enlarged rights in the British fisheries of the North-Eastern coast, and the free navigation of the St. Lawrence; neither Government has interrupted the exchanges of the free list prescribed by the third Article; while upon a subject purposely excluded from the provisions of the Treaty; viz.: the Tariffs of the United States and the adjacent Provinces in respect to articles of manufacture and foreign productions there is no legitimate ground of complaint in any quarter. Prior to 1861, the duties by the Canadian Tariff were considerably enlarged after 1854; but recently the American scale of duties has been advanced in a still greater proportion. In both cases the changes have been enforced by financial necessity, and do not conflict with the Treaty of 1854."—Memorial of the Chamber of Commerce, St. Paul, Minn., January 17th, 1862.

(b) "To allege that the policy of this Government has been avowedly to damage our neighbours is an injurious imputation which was scarcely to be expected from the representatives of a nation whose commercial policy is itself so exclusively national and restrictive. \* \* \* If complaint can justly be made of the infraction of the spirit, and, it may be added, letter of the Treaty, it rests with Canada to be the complainant. \* \* \* It is a subject of deep regret to the undersigned that the Committee on Commerce should have framed their report and recommendations in a spirit of accusation and complaint, rather than upon a correct appreciation of mutual advantages in the past inducing further progress in the same direction in the future."—Report of Mr. Galt, March 17th, 1862.

it "unjustifiable," a resolution introduced into Congress, by Mr. Ward, in December, 1863, was carried and the President was authorized to suspend the existing Treaty, and appoint Commissioners to negotiate a new one. (a) Notice was accordingly given in London on the 17th March, 1865, and information thereof reached the Governor General at Quebec on the 3rd April.

It is perhaps allowable here to take a rapid survey of the regions most interested in the Treaty, which are, *firstly*, those beside the Lakes, their natural outlet by the St. Lawrence and their artificial one by the Hudson; and, *secondly*, the North-Eastern States and Provinces.

The basin of the Lakes has, for the last two decades, presented a spectacle of material progress unexampled in the history of the world. Cities whose very names were not marked on the maps from which, as school boys, we learned geography, now count their population by tens of thousands; and the Atlantic seaport, to which their trade converges, already boasts of far more than a million of souls. (b) Nor have the rural districts, admirably adapted by soil and climate for the support of a dense population, lagged behind. They have attracted an unprecedented tide of immigration, and on looking at the census, (c) it would seem that a region must have been in some way connected with the Lakes to maintain its relative position amongst the States and Provinces of this Northern continent. (d)

(a) *Be it Resolved* by the Senate and House of representatives, &c.:

"That the President of the United States be, and he is hereby authorized, by and with the advice and consent of the Senate, to appoint three Commissioners, to confer with persons duly authorized by Great Britain in that behalf, to negotiate a new Treaty, based upon the true principles of Reciprocity between the two Governments and the people of both countries, with the view of enlarging the basis of the present Treaty, and for the removal of existing difficulties."—Proceedings of House of Representatives, December 14th, 1863.

(b) The increase between the last two census-takings of the chief cities on the Lakes and their outlets, is as follows:

	1850.	1860.	1865.
Milwaukee.....	20,061	45,246	70,000
Chicago.....	29,965	109,260	180,000
Detroit.....	21,019	45,619	60,000
Buffalo.....	42,261	81,129	100,000
Rochester.....	36,408	48,204	60,000
New York and Brooklyn	612,385	1,072,312	1,250,000
	1852.	1861.	
Hamilton.....	14,112	19,096	25,000
Toronto.....	30,775	44,821	50,000
Kingston.....	11,585	13,743	15,000
Montreal and suburbs..	60,000	101,602	120,600

—From Census of United States and Canada. Estimates, from Reports of Boards of Trade, &c.

(c) The population of these States and of Canada is thus given in the official census reports:

	1850.	1860.	ESTIMATED.
Wisconsin.....	395,391	775,881	1,000,000
Michigan.....	397,654	749,113	900,000
Illinois.....	851,470	1,711,961	2,000,000
Indiana.....	988,416	1,350,428	1,500,000
Ohio.....	1,980,329	2,339,502	2,500,000
Pennsylvania.....	2,311,786	2,906,115	3,000,000
New York.....	3,097,394	3,880,735	4,250,000
	1852.	1861.	
Canada.....	1,842,265	2,507,657	2,900,000

To these should, perhaps, be added:

Minnesota.....	6,077	172,023	250,000
Iowa.....	192,214	674,913	800,000

(d) All the States did indeed increase absolutely between 1850 and 1860, but not in the same relative proportion. An interesting table, published in Mr. Kennedy's report on the census, page 120, shows that New York, Pennsylvania and Ohio, remained in their proud

The value  
cousin, M  
nia, New  
000 in 185

The im  
to 77,000,  
increase,

Wheat g  
Corn

Oats  
The rail  
every dir  
magic.

position  
from the  
Wisconsi  
16th. Bu  
became a  
Massachu  
sylvania,  
Western

(a) Va  
returns:

Wisconsi  
Illinois.  
Indiana.  
Ohio....  
Pennsylv  
New Yo

Canada.

(The c  
viz.: 185

186

An ad  
personal

The in

Wisconsi  
Michigan  
Illinois.  
Indiana.  
Ohio....  
Pennsylv  
New Yo

Canada

Incr

The in  
the fol  
silliv  
vania  
more of

(b) Wh

Illinois  
Indiana  
Michig  
New Y  
Penn.,  
Wiscon  
Ohio,  
Canada

IND

Illinoi  
Indian  
Michi  
New Y  
Penn.  
Wiscon  
Ohio,  
Canada

duced into Co  
1863, was carried  
suspend the ex-  
oners to negotiato  
ly given in Lon-  
ormation thereof  
ebee on the 3rd

a rapid survey of  
reaty, which are,  
atural outlet by  
one by the Hud-  
n States and Pro-

last two decades,  
ress unexampled  
hose very names  
hich, as school  
their popula-  
lantic seaport, to  
y boasts of far  
have the rural  
d climate for the  
d behind. They  
of immigration,  
ould seem that a  
connected with  
ion amongst the  
rn continent, (d)

House of repre-

States be, and he  
the advice and  
ress Commission-  
rized by Great  
e a new Treaty,  
Reciprocity be-  
eople of both  
g the basis of the  
of existing dil-  
representatives,

to census-takings  
eir outlets, is as  
ON. ESTIMA'D.  
1860. 1865.  
5,246 70,000  
1,260 180,000  
6,619 60,000  
1,129 100,000  
3,204 60,000  
4,312 1,250,000  
361.  
8,096 25,000  
8,821 50,000  
4,743 15,000  
1,602 720,600  
Canada. Esti-  
o, &c.

d of Canada is  
ESTIMATED.  
1860.  
1,000,000  
13 900,000  
151 2,000,000  
128 1,600,000  
302 2,500,000  
15 3,000,000  
3 4,250,000  
57 2,900,000  
23 250,000  
13 800,000

absolutely be-  
relative pro-  
in Mr. Ken-  
ews that New  
in their proud

The value of real estate and personal property in Wis-  
consin, Michigan, Illinois, Indiana, Ohio, Pennsylva-  
nia, New York, and Canada, increased from \$3,000,000,  
600 in 1850, to nearly \$7,000,000,000 in 1860. (a)

The improved lands increased from 51,000,000 acres  
to 77,000,000, and the grain raised shows a similar  
increase, viz.:

	1850.	1860.
Wheat grown, bus. (b).....	83,500,000	127,000,000
Corn " " .....	217,000,000	326,000,000
Oats " " .....	104,000,000	152,000,000

The railroads which now traverse these countries in  
every direction have sprung into existence as if by  
magic. In 1850 there were but 3500 miles completed;

position at the head of the list; that Illinois advanced  
from the 11th to the 4th; Indiana from 7th to 6th;  
Wisconsin from 24th to 15th; Michigan from 20th to  
16th. But even energetic Georgia lost two places and  
became eleventh; Virginia declined from 4th to 5th;  
Massachusetts from 6th to 7th, and Kentucky, Penn-  
sylvania, &c., lost caste in comparison with their North-  
Western sister States.

(a) Value of Real Estate as given in the census  
returns:

	1850.	1860.
Wisconsin.....	\$42,056,595	\$273,471,088
Michigan.....	59,787,255	257,163,983
Illinois.....	156,265,006	871,860,282
Indiana.....	202,650,264	628,835,371
Ohio.....	504,729,120	1,193,898,422
Pennsylvania.....	722,486,120	1,416,601,818
New York.....	1,080,309,216	1,843,338,517
Canada.....	300,000,000	550,000,000
	\$3,068,280,576	\$6,935,270,061

(The census of Canada gives the value of farms only,  
viz.:

1852.....	\$263,516,192
1861.....	466,675,384

An addition has been made for city property and  
personal estate.)

The increase in lands improved was as follows:

	1850.	1860.
Wisconsin, acres.....	1,045,499	3,746,036
Michigan.....	1,929,210	3,419,861
Illinois.....	5,039,545	13,251,473
Indiana.....	5,046,543	8,761,717
Ohio.....	9,851,498	12,065,587
Pennsylvania.....	8,623,619	10,463,306
New York.....	12,408,964	14,376,397
Canada.....	7,307,950	10,855,854
	51,252,723	76,940,231
		51,252,723

Increase in ten years, acres..... 25,687,508

The increase in agricultural productions is shown by  
the following table, of which the details are interest-  
ing, since they prove that New York and Pennsyl-  
vania grow less wheat than formerly, and depend  
more on other regions for sustenance.

(b) WHEAT GROWN—

	1850.	1860.
Illinois, bus.....	9,414,575	24,159,500
Indiana, ".....	6,214,458	15,219,120
Michigan, ".....	4,925,889	8,313,185
New York, ".....	13,121,498	8,681,100
Penn., ".....	15,367,691	13,045,231
Wisconsin, ".....	4,286,131	15,812,625
Ohio, ".....	14,487,351	14,582,570
Canada, ".....	15,756,493	27,274,779
	83,674,086	127,038,110

INDIAN CORN RAISED—

Illinois, bus.....	57,646,984	115,296,779
Indiana, ".....	52,964,363	69,641,591
Michigan, ".....	6,641,420	12,152,110
New York, ".....	17,858,400	20,061,048
Penn., ".....	19,835,214	28,196,821
Wisconsin, ".....	1,988,979	7,565,200
Ohio, ".....	59,078,695	70,637,140
Canada, ".....	2,090,094	2,591,151
	217,104,149	320,141,930

in 1860 there were 17,000, (a). The tonnage of the  
lakes, which was but 215,787 tons in 1850, was 450,000  
tons in 1862, (b). As might naturally be expected  
from such an increase in the means of transportation,  
the commerce of the Lake region has increased in pro-  
portion. To give one item only. The movement of  
grain Eastward, which was about 26,000,000 bus. in  
1850, reached the enormous amount of 137,772,441 bus.  
in 1862, (c) and 138,738,074 bus. in 1863.

OATS GROWN—

Illinois, bus.....	10,067,211	15,336,072
Indiana, ".....	5,655,014	5,028,755
Michigan, ".....	2,866,056	4,073,098
New York, ".....	26,552,814	35,175,133
Penn., ".....	21,538,159	27,387,139
Wisconsin, ".....	3,411,072	11,059,270
Ohio, ".....	13,472,742	15,479,133
Canada ".....	20,369,247	38,772,170
	103,955,942	152,310,780

Nor did the progress of the States stop even when the  
Rebellion began. Lorin Blodget, in a remarkable  
pamphlet on "the Commercial and Financial Strength  
of the United States," 1864, shows that the "quantities  
handled" in 1863 were "more than thirty per cent.  
over the quantities of 1860," and gives the following  
table of "Domestic Exports of the Loyal States":

In 1859-60.....	\$173,759,694
1860-61.....	201,651,554
1861-62.....	213,063,519
1862-63.....	305,884,398

He adds, "we have a right to claim that almost the  
entire advance in value from 1860 to the close of June,  
1863, was a legitimate and reasonable increase, caused  
by no inflation or depreciation of the currency."

Compare the address of the Illinois delegates to 1863  
to the Governor General of Canada: "With one-tenth  
of the arable surface under cultivation, the product  
of wheat of the North-Western States in 1862 is  
"estimated at 150,000,000 bus., and of Indian Corn at  
"500,000,000 bus."

(c) Railroads in the Lake States and Canada:

	1850.	1860.
New York, miles.....	1,403	2,702
Pennsylvania, ".....	1,322	2,542
Ohio, ".....	575	2,960
Indiana, ".....	228	2,126
Michigan, ".....	342	799
Illinois, ".....	110	2,868
Wisconsin, ".....	20	922
Canada, ".....	12	1,974
	3,512	16,932

Cost of the same..... \$132,220,000 \$723,579,641

(b) Tonnage of 1850, from Andrews' Report, page  
52. That of 1862 from Report Chicago Board of  
Trade, 1863, p. 59. The nationality of the craft was:

American, Tons.....	361,997	Value.....	\$11,364,100
Canadian, ".....	88,896	".....	2,607,500
	450,893		\$13,971,600

(c) The amount of grain sent Eastward depends  
much on the abundance of the harvest. We have no  
figures for the period between 1850 and 1856, but the  
following table shows the quantity sent Eastward in  
each year, excepting those in that interval—(Flour con-  
verted into Grain):

1850, bushels.....	26,000,000
1856, ".....	57,707,769
1857, ".....	44,111,299
1858, ".....	58,872,566
1859, ".....	44,364,225
1860, ".....	78,639,426
1861, ".....	120,741,861
1862, ".....	137,772,441
1863, ".....	138,738,074
1864, ".....	100,007,384

The above figures are from a paper read by  
the author before the Literary and Historical  
Society, Quebec, supplemented as to 1863 and 1864 by  
those in the report of the Montreal Board of Trade,  
1864, from which we take the annexed table, showing  
the manner in which this grain reached the Eastern  
States and Provinces in 1863:

This wonderful progress is not to be attributed to any one cause; the exodus from Ireland, Germany, and Norway, the adoption of a Free Trade policy by England, the expenditure of about \$1,000,000,000 on railroads and canals—all these have powerfully contributed to make the lands around the lakes attractive to capitalist and laborer. But not the least among such causes, and one which especially concerns commercial men, has been the enactment of the Reciprocity Treaty and the freedom of trade which these regions have consequently enjoyed.

The Lakes and their connecting rivers have a coast line of upwards of 4000 miles—half British, half American. At numerous points Canada and the States actually indent each other. Here Canadian, there American railroads and canals offer to the joint commerce of the two countries the shortest transit, the cheapest and most rapid means of conveyance from East to West. Here Canadian, there American markets are the best or the most convenient for the people of the neighbouring districts to buy or sell in. It has been permissible since 1856 for the inhabitants of either side of the frontier freely to use the facilities afforded by the other, and a trade has grown up which, though before Reciprocity it never exceeded \$13,000,000 per annum, now averages about \$40,000,000, surpassing what the entire foreign commerce of the States was for several years after the beginning of their government. (a)

Received at	Flour, brls.	Wheat, bu.	Malze, bu.	Other Grain, bu.
Western Ter. Balt. and Ohio R. R.	750000	....	....	450000
Western Ter. Penn. Central R. R.	860000	....	....	1800000
Detroit.....	1060026	1774726	332295	681523
Toledo.....	1126260	6194130	1705096	795933
Dunkirk.....	620230	86305	191035	11789
Buffalo.....	2978089	21240848	20086952	8385945
Suspension Bridge.	775000	....	....	1500000
Genesee.....	1500	85000	....	25000
Oswego.....	115232	8785425	2676367	2394169
Cape Vincent.....	24236	206856	81698	15730
Ogdensburg.....	475465	609299	1057269	25000
Montreal.....	1193286	5509142	862544	1418958
Totals.....	9069384	44482831	23699276	17468047

(a) Statement of the trade of the United States with Canada:

	Imports from Canada.	Exports to Canada.
1849.....		\$4,234,724
1850.....	\$4,285,470	5,930,821
1851.....	4,956,471	7,929,140
1852.....	4,699,969	6,717,060
1853.....	7,278,116	7,829,099
1854.....	6,721,539	17,300,706
1855.....	12,182,814	18,720,344
1856.....	17,488,197	20,883,241
1857.....	18,291,894	16,574,895
1858.....	11,581,571	17,029,254
1859.....	14,208,717	18,940,792
1860.....	18,861,673	14,083,114
1861.....	18,645,457	14,361,858
1862.....	15,253,152	12,842,504
1863.....	18,816,959	19,898,713

The above figures are from Mr. Chase's letter to the House of Representatives, January 28th, 1864.

It is remarkable how closely they agree with the Canadian returns. The last nine years sum up thus:

	Imports from Canada.	Exports to Canada.
	\$145,320,914	\$153,334,720
Our own returns sum up to.	\$141,704,429	\$183,611,249

Something should be added to the Exports both from Canada and the States for "short returns," and the figures would then correspond to a nicety which almost proves their correctness, and is highly creditable to the statistical officers of both countries.

If we now turn to the Eastward we shall see a entirely different scene. The North-Eastern communities, living under a less genial sun, and possessing a less fertile soil, look to the sea for a great portion of their harvest. The value of the deep sea fisheries of Massachusetts, in 1860, (a) was no less than \$9,300,442, of Maine and Connecticut over \$1,000,000 each, and that of the British Provinces \$8,000,000, (b). The tonnage engaged in fishing, exclusive of whaling, is not stated in the American returns, but it probably equals that of the Provinces, which is about 100,000, worth, at a low estimate, \$4,000,000.

The population of these countries has not increased with great rapidity, but the trade of the States with the British Possessions has increased, under the operation of the Reciprocity Treaty, from \$8,000,000 to \$16,000,000 per annum. (c)

(a) Kennedy's Preliminary Report on the Census, page 188.

Value of fish caught by United States fishermen, (United States census):—

Mackerel and cod fishery Maine.....	\$1,050,755
including, it appears, Massachusetts...	2,774,204
hake, herring, &c..... Connecticut....	281,189
	\$4,106,148

The statistics of the fishing industry of the United States, as given in the census, are very incomplete. The total value of fish taken is given at \$12,924,092, which includes \$7,521,588 value of products of the whale fishery. The only other important figures relate to the mackerel, cod and herring fishery, given above.

(b) The following figures show the extent of the fishing industry of the Lower Provinces:—

Value of fish caught, (from the census tables of the several Provinces, 1860):

Newfoundland—seals excluded.....	\$4,440,000
Nova Scotia—cod, mackerel, and herring...	2,562,000
New Brunswick—cod, mackerel, herring, alewives and hake.....	388,235
Prince Edward Island—cod, herring and mackerel.....	272,532
Lower Canada—(estimate).....	700,000
	\$8,362,767

(c) Population of the North Eastern Atlantic States and Provinces, 1850 and 1860:

States—	1850.	1860.
Maine.....	581,813	626,952
Massachusetts.....	986,456	1,221,464
Connecticut.....	363,099	451,520
New Hampshire.....	317,456	325,579
	2,247,818	2,625,515
Provinces—		
Newfoundland.....	122,638	124,288
Nova Scotia.....	276,117	239,857
New Brunswick.....	193,800	252,047
Prince Edward Island.....	71,496	80,857
	664,051	788,049

Trade of the United States with the Maritime Provinces:—

	Imp. from them.	Exp'ts to them.
1849.....		\$3,899,543
1850.....	\$1,358,992	3,618,214
1851.....	1,736,651	4,085,783
1852.....	1,520,390	3,791,956
1853.....	2,272,892	5,311,543
1854.....	2,206,021	7,296,154
1855.....	2,954,420	9,085,576
1856.....	3,822,224	8,146,108
1857.....	3,832,462	7,637,587
1858.....	4,224,943	6,622,478
1859.....	5,518,834	9,213,832
1860.....	4,989,798	8,623,214
1861.....	4,417,476	8,383,755
1862.....	4,046,843	8,236,611
1863, (estimated)....	5,000,000	11,382,312

From the letter of the Secretary to the Treasury, January 1864.

Until the the American miles of the Prince Edw they legally shore. Sin within that fish are of States were and openly agreement. were often tion of the a fleet of an selves fitted to prevent tional cau which ex vention—the the line fr measured, from head happily br fishermen regarded as chased from ply their h

(a) "Ou summer w eculties wit will ensue believe th mackerel h that fisher going with have this annoyance and that h be destroy Hampshire

"Accou "mentio "along th "steamers "papers, "fired in 1852.

(b) "A of the sever Governme armed ver tect the Colonial fully man best fishi a collisio prize of c within co contend d drawn fr miles for contend I drew's R

One of bitual ev was, that to place tons to were dra gale, an storm ra infractio "The "one-h "This "oblig "before "fishin "have graph,

491

we shall see a. Eastern communi- and possessing a great portion of the sea fisheries of which the value is estimated at \$9,300,442, and that (b). The tonnage of fishing vessels is not stated but probably equals that of the United States, worth, at a

has not increased since the States with the value of the fisheries under the operation of the Reciprocity Act, \$8,000,000 to \$16,-

on the Census,

States fishermen,

..... \$1,050,755  
 ..... 2,774,204  
 ..... 281,189

\$4,106,148

ry of the United States very incomplete, but on an average at \$12,924,092, and the products of the fisheries, the important figures given are

the extent of the fisheries:—

Census tables of

..... \$4,440,000

..... 2,662,000

..... 388,235

..... 272,532

..... 700,000

\$8,862,767

a Atlantic States

..... 1860.

..... 626,952

..... 1,221,464

..... 451,520

..... 325,579

..... 2,625,515

..... 124,288

..... 230,857

..... 252,047

..... 80,857

..... 788,049

Maritime Pro-

Exports to them.

\$9,809,643

3,013,214

4,085,783

3,791,056

5,311,549

7,266,154

9,085,678

8,146,108

7,637,587

6,622,478

9,213,832

8,623,214

8,383,755

8,236,611

11,382,312

the Treasury,

Until the passage of the Reciprocity Acts of 1854, the Americans were excluded, in terms of the Convention of 1818, from the right to fish within three miles of the sea coast of New Brunswick, Nova Scotia, Prince Edward Island, and Canada. Neither could they legally resort to all parts of the Newfoundland shore. Since, however, mackerel can only be caught within that limit, (a) where also the best kinds of other fish are often to be found, the fishermen from the States were frequently led both clandestinely to evade and openly to defy the terms of the International agreement. When detected and caught, their vessels were often confiscated; and, just before the negotiation of the Treaty, the Imperial Government sent out a fleet of armed vessels, (b) while the Colonies themselves fitted out six cruisers, fully armed and manned, to prevent further aggressions. There was an additional cause of irritation in the misunderstanding which existed as to the precise meaning of the Convention—the provincial authorities contending that the line from which the marine league was to be measured, was not the coast-line, but one stretching from headland to headland. The Reciprocity Treaty happily brought these disputes to an end. American fishermen coming northward ceased to be and to be regarded as thieves; and were no longer liable to be chased from one secluded port to another. They now ply their honest calling in an honourable way. Fleets

(a) "Our fishermen cannot go through another summer without involving themselves in serious difficulties with the British Provinces. . . . Not that war will ensue, unless the fishermen are quieted, but I believe there is danger of bloodshed. There are no mackerel left on the shores of the United States, and that fishery cannot be successfully prosecuted without going within three miles of the shore, so that unless we have this privilege, to enjoy the shore fishery without annoyance, the mackerel fishery will be broken up, and that important nursery for American seamen will be destroyed."—Speech of Hon. Amos Tuck, of New Hampshire, in House of Rep's, 1854.

"Accounts dated the 17th instant, from Port Hood, mention that all the United States craft fishing 'along the Nova Scotian coast' are detained by the 'steamer *Devastation*, for alleged informality in their 'papers, and any vessel attempting to leave will be 'fired into.'"—Extract from *Quebec Mercury*, Sept. 1852.

(b) "A circular letter has been sent to the governors of the several colonies, announcing that Her Majesty's Government has resolved to send a small force of armed vessels and steamers to North America to protect the fisheries against foreign aggression. The Colonial Governments have fitted out six cruisers, fully manned and armed, which have sailed for the best fishing grounds, and there is imminent danger of a collision. The colonial cruisers threaten to make prize of every vessel 'fishing, or preparing to fish,' within certain limits, which the colonial authorities contend are within three marine miles beyond a line drawn from headland to headland, and not three miles from the shores of the coast, which our citizens contend is the true reading of the convention."—Andrew's Report, page 36.

One of the most serious consequences of this habitual evasion of the terms of the Convention of 1818 was, that the American fishing vessels were obliged to place themselves in difficult and dangerous positions to avoid detection. In 1851, over 100 vessels were driven ashore on Prince Edward Island in a gale, and over 300 lives lost. The fleet braved the storm rather than run for port, and thus confess their infraction of British rights.

"The return of mackerel this year will fall short 'one-half of the quantity taken to this date last year.' This is attributed mainly to the vessels being 'obliged to keep further from the shore than here-tofore. Another cause is their being prohibited from 'fishing in the Bay of Chaleurs, where full fares could 'have been obtained.'"—From the *Gloucester Telegraph*, Sept., 1852.

of fishing craft, owned in Maine and Massachusetts, now visit, unhindered, every New Brunswick island, every Nova Scotian bay; while, preceding the advance of spring, they pour in almost countless numbers through the gut of Canso, the side gate to the Gulf of St. Lawrence, and take home full cargoes from the Bay of Chaleurs and Canadian waters. A return laid before the Canadian Parliament last year gives some important information on this score. It shows that the value of fish taken in our waters by American fishermen, which was but \$280,000 per annum previously to 1855, rose at once to \$682,400 in that year, and reached no less a figure than \$1,265,700 in 1856. It then gradually declined to \$416,000 in 1860. When the rebellion commenced, the war navy of the States needed and obtained the services of many fishing vessels and their crews, and the value of the fish taken fell to \$250,000 annually; but there is little doubt that, now their country no longer needs their services, the fishermen, if allowed, will again come north in the same numbers as before. (c) It was at one time feared that the influx of American fishing vessels would seriously injure the fisheries, and deprive the fishermen of the Provinces of their means of support. This apprehension has not been realized to any great extent; and any injury that may have resulted in this respect has been more than counterbalanced by the increased energy which the competition of the Americans has taught their cousins to employ (d). As a proof it may be mentioned that the value of the fish taken by Nova Scotians and New Brunswickers, which was \$2,110,750 in 1850, reached no less a figure than \$2,350,235 in 1860 (e).

The fisheries of the lakes cannot compare in value with those of the ocean, although they are of the annual value of about \$750,000. (d) The Reciprocity Treaty does not, in terms, apply to these inland waters, but, owing in great part to its existence, Americans have not been molested while fishing in Canadian waters, where the best fisheries are. It may, therefore, be considered as one of the incidental advantages of the Treaty to the Americans that they

(a) Statement of the No. of American vessels engaged in the fisheries of the Gulf of St. Lawrence, in Canadian waters. &c., &c. —

	No. of Vessels.	Tonnage.	No. of Crew.	Value of Fish taken.
1852	260	18,200	3,400	\$ 294,000
1853	220	15,400	3,000	276,000
1854	234	16,350	3,220	280,800
1855	334	23,380	3,590	332,400
1856	476	35,230	6,000	1,235,700
1857	432	31,640	6,240	1,053,000
1858	453	31,710	6,170	634,500
1859	380	26,600	5,160	528,000
1860	370	25,000	4,980	459,000
1861	356	24,320	4,840	416,400
1862	274	19,180	3,740	267,000
1863	235	16,450	3,230	219,750

Return compiled by Mr. Whitecher, Fisheries Branch Crown Lands Department, 27th June, 1864.

(b) *Vide* speech of Hon. Charles Fisher, of New Brunswick, delivered at Toronto, 1864.

(c) These figures relate to the cod, herring and mackerel fisheries. The total value of all kinds of fish taken in N. Brunswick was \$518,531 in 1860 as against \$331,323 in 1850; and the census compilers state in 1861 that "a considerable proportion of the catch of the past year has not been reported."

(d) The white fish taken in the lakes, 1860, by the Americans, was given as \$587,479, of which \$250,467 was the result of the industry of Michigan.—Census, p. 188.

The value of the fisheries to Canadians, *vide* census, was about \$150,000. This is probably an under-statement, as it does not tally with the export tables.

have been allowed freely to take on our lake shores fish worth about \$250,000, while the Canadians have had the benefit of the market of the States for their catch, of which about \$75,000 worth has been annually exported across the border.

It would not be difficult to occupy, in treating of this branch of the subject, the few columns allowed for the discussion of the whole. Suffice it, however, to remark further, that a good supply of fish—a necessity of life to the members of at least one numerous creed—is of no little consequence to the health and comfort of all classes. Without reference then to the export trade in fish, it follows that every measure which enlarges the field of the fisherman's calling must be advantageous to the whole community. Moreover, (without alluding to the reciprocal trade in fish and flour between the States and the Maritime Provinces, of which hereafter,) it is evident that, since the fisherman is a consumer, not a producer of vegetable food, every measure which encourages the fishing industry of the East benefits the farming community of the West, as well as the forwarding and commercial interests of the middle States.

We need not, however, look to such indirect effects to see the enormous advantages of which the Treaty has been productive to the agricultural interests of the States and of Canada. Under the clause which permits the free importation into either country of most of the raw products of the other, the trade in these articles between Canada and the States, which was only some \$10,000,000 in the best years before the Treaty, has expanded to an average of \$23,000,000 per annum.

People do not buy and sell unless for mutual profit, and when we look at this enormous increase of trade, we must infer that the gains of those concerned in it have been increased in proportion. It is indeed difficult to over-estimate the influence of this enormous volume of commerce in building up the fortunes of commission merchants, railway shareholders, steamboat and ship owners, and their dependents, as well as of the farmers themselves. (a) We gain an insight into

(a) Free Imports into United States from Canada, under Reciprocity Treaty. From Secretary Chase's returns:—

Half year to June, 1855.....	\$ 5,950,500
Year 1855-56.....	15,927,185
" 1856-57.....	16,456,788
" 1857-58.....	10,475,133
" 1858-59.....	11,444,330
" 1859-60.....	16,210,128
" 1860-61.....	16,300,377
" 1861-62.....	14,293,922
" 1862-63.....	12,807,364
Estim'e 1863-64.....	13,000,000
Do. ½ of '64.....	6,500,000

Total trade under the Reciprocity Treaty for ten years.....\$139,365,727

Free Imports into Canada, under Reciprocity Treaty. From Canadian T. & N. Tables:—

Year 1855.....	\$ 7,725,572
" 1856.....	8,082,820
" 1857.....	8,642,044
" 1858.....	5,664,615
" 1859.....	7,106,116
" 1860.....	7,060,098
" 1861.....	9,680,937
" 1862.....	14,430,626
" 1863.....	12,339,367
" 1864, (Estimate).....	12,000,000

\$ 92,941,195  
\$139,365,727

Total trade both ways.....\$232,306,922

Excess of imports into the States..... \$46,424,632

the reciprocity of this beneficial influence by observing the course in which it is conducted with respect to the leading articles of exchange.

In 1853, we imported from the States 4,210,900 bush. of wheat, and exported thither 1,400,000. The imports were chiefly at Kingston (3,175,055 bush.), and at Sarulia (78,795 bush.) The exports were principally across the Lakes. We also imported 225,439 bbls. of flour and exported 490,000. Converting these into their equivalents in bushels of wheat, we find that our imports of this cereal from the States were 5,338,005, and exports thither, 3,850,000. Now we did not import the balance, 1,488,005 bush., because we needed it for food, for we had a fine surplus of our own, and exported to Europe and the Colonies 1,494,384 bush. of Wheat and 2,783,150 bbls. of Flour; together, 8,969,304 bush. of Wheat. But it helped to feed our internal commerce, made up 15 per cent. of our foreign export of this article, and increased the business of our millers—since the figures show that what we imported as wheat, we exported chiefly as flour. Besides, sectional benefits resulted: for the price of wheat was rendered uniform in all accessible parts of the country. On the other hand, the price of flour was somewhat reduced to the people of the North-eastern States, who received a portion of their supplies by our cheap freight routes, while the American merchants and forwarders enjoyed the benefit of the trade with the Maritime Provinces, which consume annually about the same quantity of breadstuffs which we export to the States. In 1863, the Lower Provinces imported from the United States flour and wheat to the extent of 3,615,232 bush.; our exports to the States being, as above given, 3,850,000. (b)

From Secretary Chase's report, pages 16-18, it appears that the total trade with the Maritime Provinces, under the Treaty, for the first ten years of its continuance, was:—

	Imports into U. S.	Imports into Provinces.
	\$ 3,500,000	\$40,000,000
Add the Trade with Canada, as above..	139,365,727	92,941,195

Total trade under this Treaty.....\$174,865,727 \$132,941,195

The U. S. Tariff on the principal articles mentioned in the Schedule attached to the Reciprocity Treaty, was on—Animals, 20 per cent.; Butter, 20; Pork, 20; Fish, 20; Eggs, 20; Felts, 20; Wheat, 20; Flour, 20; Barley, 20; Oats, 20; Rye and Corn, 20; Vegetables, 20; Fruits, 20; Lumber, Timber and Wood, 20; Wool, 30; Clover and Grain Seeds, 30; Coal, 30.

The present United States Tariff is considerably higher, although few of the above articles are specified in the Tariff. It only mentions—Coal, \$1.25 per ton; Seeds, Garden, 30 per cent; Sheep skins, 20; Tobacco, unmanufactured, 35 cents per lb.; Wool, unmanufactured, if less value than 12 cents per lb., 3 cents, 24 cents per lb., 6 cents.

(b) Compare Hon. Mr. Howland's report to the Executive Council on Intercolonial Trade, 1861. Also, speech of Hon. T. Ryan. (Parliamentary Reports, 1865)

The figures for 1863, are the following:

Imports of wheat and flour from the United States into—			
	bbls.	=	bush.
Newfoundland, flour.....	216,595	=	1,082,975
New Brunswick, wheat.....		=	15,157
Flour.....	217,420	=	1,087,100
Nova Scotia, flour.....	286,000	=	1,430,000
Total, bushels.....			3,615,232
Exports of wheat and flour from Canada to United States.....			
Wheat.....		=	Bush. 1,400,000
Flour, bbls.....	490,000	=	" 2,450,000
Total, bushels.....			3,850,000

Looking now we exported while we imp exports to \$2,097,688; t other hand, \$975,014, and see that the enabling the to use their f for which th Canadians corn. The c tage of chee had been di corn. So v worth \$2,33 but we impo only to the e who grows American, The exchan beneficial to recent war, and cattle n rican peopl farmers wel their usa overlooked. States abou 1863, the an of the utmo possesses v fessce of th their manu Turning t mine, we fl tages result articles free sold 5,000,0 ciprocity T thracite, an gave in the But the wit so far Wes

(a) Imports 1855..... 1856..... 1857..... 1858..... 1859.....

Animals fo 1855..... 1856..... 1857..... 1858..... 1859.....

Horses— 1855..... 1856..... 1857..... 1858..... 1859..... Our exp nials are

(b) Expor 1850..... 1851..... 1852..... 1853..... 1854..... 1855..... 1856..... 1857..... 1858..... 1859..... "Our v "can wo "worth "rican v

influence by observed with respect to

States 4,210,000 bush. 100,000. The imports (55 bush.), and at ports were principally 225,439 bbls. of converting these into wheat, we find that our States were 5,338,095,

Now we did not, because we needed of our own, and 1,494,384 bush. of Flour; together, helped to feed our cent. of our foreign the business of what that we implicitly as flour. Better: for the price of accessible parts of the, the price of flour people of the North-portion of their sup-while the American and the benefit of the ces, which consume of breadstuffs which the Lower Provinces flour and wheat to our exports to the 0,000. (b)

ages 16-18, it appears maritime Provinces, on years of its con-

Imports into Provinces.	\$40,000,000
	92,941,195

\$132,941,195

articles mentioned Reciprocity Treaty, enter, 20; Pork, 20; ent, 20; Flour, 20; rn, 20; Vegetables, d Wood, 20; Wool, coal, 20.

iff is considerably articles are speci-—Coal, \$1.25 per Sheep skins, 20; ts per lb.; Wool, 12 cents per lb., 3

nd's report to the nial Trade, 1861. Parliamentary Re-

wing: the United States

bush.	1,082,975
	15,157
20 =	1,037,100
00 =	1,430,000
	3,615,232
Canada to United	
Bush.	1,400,000
"	2,460,000
	3,860,000

Looking now at the coarser grains, we perceive that we exported \$2,260,438 worth of Barley and Rye, while we imported only \$75,793 worth. Similarly the exports to the United States of oats, amounted to \$2,097,688; the imports to but \$17,637. But on the other hand, we imported Indian Corn to the value of \$975,014, and exported only \$31,807 worth. Thus we see that the Treaty has had the beneficial effect of enabling the farmers of Canada and the United States to use their lands in raising just that kind of produce for which their soil and climate are best adapted; the Canadians growing oats and barley, the Americans corn. The consumer has consequently had the advantage of cheaper prices than if the farmers of Illinois had been driven to raise oats, and those of Canada corn. So with animals. We exported live animals worth \$2,330,799, importing to the extent of \$520,935; but we imported meats worth \$1,231,923, and exported only to the extent of \$256,527. (a) The Canadian farmer, who grows oats, breeds horses and cattle; and the American, who grows corn, converts it into pork. The exchange, permitted by the Treaty, and always beneficial to both, was never more so than during the recent war, when the command of the Canadian horse and cattle market was of the utmost value to the American people, and the hard times in Canada made our farmers welcome the American buyers with more than their usual cordiality. Nor must the article wool be overlooked. Before the Treaty, we exported to the States about \$100,000 worth of wool per annum; in 1863, the amount had risen to \$974,000. The money is of the utmost value to our farmers, the wool, which possesses valuable qualities not to be found in the fleece of the American sheep, is of the utmost value to their manufacturers. (b)

Turning from the produce of the farm to that of the mine, we find other illustrations of the mutual advantages resulting from the Treaty. Coal is one of the articles free from import duty. Pennsylvania, which sold 5,000,000 tons per annum at the epoch of the Reciprocity Treaty, yielded in 1860 11,869,574 tons of anthracite, and 2,660,000 tons of bituminous coal. Ohio gave in the latter year, 1,130,000 tons, all bituminous. But the bituminous coal of Pennsylvania and Ohio is so far West, that Boston and other North Eastern

(a) Imports of meats from the United States—

1855.....	\$1,019,714	1860.....	536,991
1856.....	1,417,771	1861.....	500,991
1857.....	908,264	1862.....	1,040,269
1858.....	544,366	1863.....	1,238,923
1859.....	601,454		

Exports of animals to U. States.

Animals for food—			
1855.....	\$862,590	1860.....	1,090,334
1856.....	490,853	1861.....	729,679
1857.....	692,833	1862.....	597,492
1858.....	787,582	1863.....	1,925,719
1859.....	1,235,546		

Horses—

1855.....	\$491,493	1860.....	957,411
1856.....	323,964	1861.....	697,315
1857.....	467,321	1862.....	694,083
1858.....	417,154	1863.....	1,465,080
1859.....	778,657		

Our exports of meats, and our imports of live animals are comparatively unimportant.

(b) Exports of wool from Canada to the U. States—

1850.....	\$56,860	1857.....	\$270,000
1851.....	79,136	1858.....	312,798
1852.....	74,000	1859.....	400,232
1853.....	165,000	1860.....	401,894
1854.....	30,339	1861.....	424,930
1855.....	275,375	1862.....	724,815
1856.....	313,061	1863.....	974,153

Our entire crop would scarcely supply the American worst manufacturers. Our "combing wool" is "can worth twenty cents per lb. more than the fine American wools."—Newspaper paragraph, 1865.

cities have to depend upon Nova Scotia for their supplies. (a) That colony yielded only 100,000 tons per an., until of late, owing to the mining monopoly held by a powerful corporation. Now, however, this monopoly has been destroyed, and the report of the Nova Scotia Commissioner of mines shows that 429,351 tons were brought to surface in 1863, and 406,699 tons in the first three quarters of 1864. Most of this was exported to the States. Ohio is, however, within easy reach of Upper Canada, and we have imported an increasing quantity of coal; thence; in 1863, 103,547 tons, worth \$548,846. (b) Now, as wood becomes annually scarcer, coal is becoming more and more indispensable, and since, from the position of the coal beds, the permission to import it reciprocally free of duty materially reduces its cost to the consumer in New England on the one hand, and in Upper Canada on the other; the withdrawal of that permission would be not only injurious to the commercial and manufacturing interests of both, but one of the most cruel injuries to the whole population of the two countries which could possibly be inflicted by the recklessness of their rulers.

The trade in other minerals is only just beginning to be developed, and as yet consists chiefly in the ores of copper and iron, many tons of which are exported to the United States, (c) where our copper ores are much sought after, since they act as a flux in smelting those obtained from American mines.

The lumber trade is of equal importance to Canada with the trade in grain; but, contrary to the usual impression, it does not appear to have been so beneficially effected by the Reciprocity Treaty. Great Britain remains the consumer of by far the greater portion of our annual export, the States taking little from us save Plank and Boards, which they bought in large quantities before the Treaty, and will continue to buy

(a) Tons shipped to U. States from Nova Scotia—

	TONS.		TONS.
1849.....	92,000	1851.....	80,000
1850.....	98,000		

Mines in operation—

1850.....	4	1861.....	20
-----------	---	-----------	----

In 1863, exports of coal to U. States—nearly—

Tons.....	300,000	Valued at.....	\$679,436
-----------	---------	----------------	-----------

(b) Imports of Coal from the U. S. into Canada—

Value of coal imported in 1861 (from U. S.),	\$38,652.
—Andrew's Report, p 431.	

	TONS.	VALUE.
1855.....	80,000	\$326,512
1856.....	84,000	385,991
1857.....	94,816	400,237
1858.....	70,007	242,700
1859.....	78,557	237,776
1860.....	79,888	394,079
1861.....	171,561	458,605
1862.....	105,905	437,391
1863.....	103,547	548,846

Compare speech of Mr. Townsend, of Ohio, Hse. of Reps., 1863:—"The coal imported from Nova Scotia and New Brunswick is highly bituminous. \* \* \* Some factories in the East are now lying idle because they cannot, without paying a high duty, obtain a certain amount of Pictou coal, which they find it beneficial to use in connection with that from Pennsylvania. \* \* \* Now the question is: shall we, by legislation preventing competition, compel the millions who want coal, and must have it, to pay an extra and exorbitant price in order that a few brokers, owning coal stock, may realize enormous profits?"

(c) Ores of Metals imported into the U. S. from Canada (Sec. Chase's return):—

	TONS.	VALUE.
1855-56.....	28,372	\$19,213
1856-57.....	3,231	42,824
1857-58.....	6,289	236,858
1858-59.....	2,753	226,086
1859-60.....	6,981	360,714
1860-61.....	12,297	392,314
1861-62.....	40,799	373,658
1862-63.....	4,915	200,229

(This statement of tons is evidently incorrect. The values are probably reliable.)

if it should not be renewed. The amount of our export of lumber to the States has indeed increased considerably, but not much faster than the trade with England (a), or than the increase of the population of these regions and the denudation of the American forests would lead us to expect. The truth is, that although the Lake Cities may for a time be supplied by Michigan lumber, the Atlantic States must have ours, for which they must pay us what it costs us to procure it, and a reasonable profit besides. If they put a duty on it they but enhance the price of house building, and consequently of house rent in every one of the Eastern cities, of which public injury a few lumber manufacturers in the well-nigh exhausted limits of Maine will alone reap the temporary benefit. (b) The restricted interpretation given by the American Government to the clause affecting lumber has no doubt checked the increase of trade. The words are that lumber is to be reciprocally admitted free, if "unmanufactured in whole or in part." Under this phrase the United States have considered themselves entitled to charge duty on boards, if so much as grooved and tongued; on shingles, if so much as dressed. It will behove those interested in the lumber trade, on both sides of the lines, to see that, in the event of the renewal of the Treaty, a more liberal policy is adopted in this particular.

Our limits, now fast being filled, warn us to pass at once to the consideration of the last important article of the Treaty,—that which secures to the United States the right of using our canals, and enables Canadian vessels to navigate Lake Michigan. This, the article which perhaps most deeply concerns the Western States, appears to be that which has led to all the agitation hostile to the Treaty. Freedom to use our canals, especially on the liberal terms fixed by the Canadian Government, has naturally interfered with the monopoly of transport enjoyed by those of New York State, whose policy has always been to raise as much revenue from tolls as the Western producers could be made to pay. Buffalo and New York consequently first took ground against the Treaty, and the Committee on Commerce of the New York Legislature, in reporting against it, plainly shewed their animus in the complaint that we have "built canals and railroads in

Canada to compete with American interests," and "engaged in fruitless but persistent efforts to divert the trade of the Western States from the natural channels it had already formed." Let the Legislature of New York be answered by that of the State of Illinois. The Commissioners from that State, appointed under resolution of the 14th Feb., 1863, to confer on the subject of transportation with the Canadian authorities, said in their memorial: "For several years past, a lamentable waste of crops already harvested has occurred in consequence of the inability of the railways and canals leading to the sea-board to take off the excess. The North-west seems already to have arrived at a point of production beyond any possible capacity for transportation which can be provided, except by the great natural outlets. It has for two successive years crowded the canals and railways with more than one hundred millions of bushels of grain, besides immense quantities of other provisions and vast numbers of cattle and hogs. This increasing volume of business cannot be maintained without recourse to the natural outlet of the Lakes. \* \* \* The St. Lawrence furnishes for the country bordering upon the Lakes a natural outlet to the sea." (a) Our canal system, then, though it may compete with that of New York, does not appear to the representatives of Illinois to be "hostile to American interests." We have not yet succeeded in affording so much relief as we could wish to the bursting granaries of the West. Owing to a combination of causes we only transported in 1863, 13,300,000 bushels of wheat through the Welland canal, of which but 3,300,000 passed on down the St. Lawrence; but even this must have been of great assistance to Western producers and forwarders. We hope, however, soon to do better than this. We have now but one grain portage railway connecting Lake Erie with Lake Ontario. We hope soon to have three. We contemplate the enlargement of our existing canals, and the construction of another to connect the Georgian Bay more directly with the St. Lawrence, and shall thus endeavour to realize the ardent hopes of the Great West, "whose future prosperity depends," say the Illinois Commissioners, "upon cheap transportation to foreign markets." Here, however, it is perhaps allowable to state, that we have not been permitted to realize the advantages contemplated by that clause of the Treaty under which the Government of the United States engaged "to urge upon the State Governments to secure to the subjects of Her Britannic Majesty the use of the several State canals on terms of equality with the inhabitants of the United States." Although 508,289 tons of American shipping passed through the Welland canal in 1863, against 621,808 Canadian, (b) the figures for the other canals also shewing

(a) Exports of Lumber from Canada.

	To all Countries.	To Great Britain.	To the U. S.
1851.....	\$5,085,628	\$3,873,080	\$1,147,298
1852.....	5,548,132	3,918,088	1,590,316
1853.....	8,696,160	6,162,568	2,783,184
1854.....	9,275,780	7,246,968	1,975,030
1855.....	7,127,104	4,370,668	2,694,236
1856.....	8,894,948	5,395,892	2,897,548
1857.....	11,127,656	7,212,132	3,121,556
1858.....	8,354,755	5,106,696	3,207,964
1859.....	9,556,991	5,291,248	3,301,819
1860.....	19,061,147	6,139,776	4,846,611
1861.....	19,498	6,408,780	2,065,870
1862.....	1,451,147	4,806,593	3,252,580
1863.....	12,264,178	7,713,316	4,165,290

(b) The value of Plank and Boards exported to the U. S. since 1851 is given below, together with the price per M. feet; and the slight increase in this price, not greater than that in the price of pine-lumber shipped to England, affords, it is believed, a remarkable illustration that the consumer, not the producer, of imported articles chiefly suffers by (i. e. pays) the duty that may be imposed upon it.

Exports of Planks and Boards to the U. S.

	VALUE. PRICE.		VALUE. PRICE.	
	VALUE.	PRICE.	VALUE.	PRICE.
1851	\$774,116	\$7.00 per M.	\$2,590,319	7.75 p. M.
1852	1,144,692	7.75	2,473,447	8.00
1853	1,895,712	9.00	3,027,730	9.75
1854	1,573,821	9.75	1,507,546	9.50
1855	2,313,350	10.50	2,279,567	9.75
1856	2,481,687	10.75	2,963,126	10.00
1857	2,557,206	11.50		

(c) The value to the Western States of each additional facility for transportation cannot be over-rated. Each cent per bushel taken off the cost of carrying their produce to market increases the value of their annual crop by \$8,500,000; they having raised in 1862 650,000 bushels of wheat and corn.

(b) No. of vessels engaged in our carrying trade, that is the No. that passed up and down our Canals in 1863.

	Am'n.	Can'n.	St. Ann's...	Am'n.	Can'n.
Welland.....	3474	3425	100	4941	
St. Lawrence	258	10687	Ott. & Rideau	66	6933
Chambly.....	808	2972			
B. Bay.....	92	1555		4798	30813

Tonnage of the above.

	Am'n.	Can'n.	Am'n.	Can'n.	
Welland.....	808289	621808	6795	311475	
St. Lawr'ce.	18136	1018163	Ott. & Rideau	4587	371574
Chambly	62578	220110			
B. Bay.....	13398	227047		908796	2670177

a fair pro-  
our trade,  
ticipation  
Not the l  
have deriv  
able to en  
tries, whe  
not only  
The New  
"hope sel  
subject."  
have not b  
able. It v  
should at  
however,  
trances an  
to over 5,0  
vessels we  
the blocka  
poses; and  
lished to c  
cities and  
at least of  
given und  
Lake Mich  
Cleveland,  
can reconc  
to their o  
the Atlan  
This list  
on the can  
short colu

Entrances  
from w  
through

1857-
1858-
1859-
1860-
1861-
1862-
1856-
1857-
1858-
1859-
1860-
1861-
1862-

-From S

can interests," and  
ent efforts to divert  
from the natural chan-  
the Legislature of  
the State of Illinois,  
e, appointed under  
confer on the subject  
an authorities, said  
cars past, a lament-  
ted has occurred in  
railways and canals  
f the excess. The  
arrived at a point of  
acity for transport-  
cept by the great  
o successive years  
with more than one  
n, besides immense  
vast numbers of  
olumo of business  
urse to the natural  
The St. Lawrence  
upon the Lakes a  
canal system, then,  
f New York, does  
of Illinois to be  
We have not yet  
f as we could wish  
est. Owing to the  
unported in 1863,  
the Welland canal,  
down the St. Law-  
of great assistance  
ders. We hope,  
is. We have now  
necting Lake Erie  
o have three. We  
r existing canals,  
connect the Geor-  
t. Lawrence, and  
rdent hopes of the  
ity depends," say  
cheap transporta-  
however, it is per-  
not been permit-  
mpleted by that  
e Government of  
e upon the State  
of Her Britannic  
canals on terms of  
United States."  
shipping passed  
gainst 521,808 Ca-  
nals also shewing

a fair proportion of American craft to be engaged in our trade, we have not been allowed the slightest participation in the business done on the American canals. Not the least of the benefits the Lake Shore Cities have derived from the Treaty is, that they have been able to enter into a direct trade with European countries, where, indeed, they have found a ready market, not only for their cargoes but even for their vessels. The New York Legislature assert in their report, that "hope seldom told a more flattering tale than on this subject." But if the expectations of the Americans have not been realized, they must have been unreasonable. It was not to be expected that this direct trade should at once assume colossal proportions; we find, however, that, in the years before the war, the entrances and clearances from and for Europe amounted to over 5,000 tons per annum. During the war, many vessels went from the Lakes to the Atlantic to aid in the blockade of the Southern ports, and for other purposes; and at least three regular lines are now established to carry on direct commerce between the Lake cities and various European countries. This trade is at least of equal value to the Americans with the right given under the Treaty to British subjects to navigate Lake Michigan, and one can hardly imagine how Cleveland, Detroit, Toledo, Milwaukee, and Chicago can reconcile themselves to the idea of being degraded to their old position of inland cities, to whose craft the Atlantic must be a closed and unknown sea.

This list of the benefits the Treaty has conferred upon the parties to it, is necessarily but partial; in a few short columns one can only enumerate the most

*Entrances and clearances at Lake Ports of the U. S., from and to Foreign Countries other than Canada, through the St. Lawrence.*

ENTRANCES.		
	No.	Tons.
1857-58.....	3	887
1858-59.....	7	2401
1859-60.....	10	3575
1860-61.....	8	2833
1861-62.....	3	1168
1862-63.....	1	394
CLEARANCES.		
	No.	Tons.
1856-57.....	1	379
1857-58.....	13	4354
1858-59.....	19	6737
1859-60.....	5	1436
1860-61.....	5	1791
1861-62.....	.....	.....
1862-63.....	1	394

—From Secretary Chase's Report, page 35.

salient. Surely, however, enough has been said to prove that a strenuous effort should be made by the enlightened commercial men on both sides of the frontier to continue these advantages, which are so lightly being risked by the American Government.— Doubtless there are Americans who think that the balance of profit, under the Treaty, has been with Canada; and they can be met by equally well-informed Canadians who believe that balance to have been with the United States. But the question should not be approached in that narrow-minded way. We should not enquire too closely and too jealously which party has gained the most; but, seeing the exchanges to be mutually profitable, we should devise means to allow of their continuance. Nay more, it would seem to be the duty of those charged to watch over the interests of commerce to see how still greater freedom of trade can be secured. Let them decide what other articles can be placed on the free list of a new Reciprocity Treaty; and, throwing aside the exploded fallacy that it is possible for a Government, by imposing vexatious duties on all articles of import, to benefit all classes of its subjects, (a) show that they are imbued with, and know how to support, the principles of a more enlightened political economy. (b)

(a) The demand for other than the "incidental protection," which may be necessary to raise revenue and satisfy the public creditor, implies conscious weakness—a feeling of which, with our climate, our soil, our geographical position, our wonderful resources, and the acknowledged energy of our constantly increasing population, we who dwell on this portion of the Western Hemisphere ought to be ashamed.

(b) Compare Mr. Galt's pamphlet on the Treaty, p. 23: "Much greater scope could be given to the Treaty, without compromising on the one hand the Revenue interests of the United States, or on the other the just claims to an equality in the Canadian market, which belongs both of right and duty to Great Britain. The abolition of the Consular Laws of both countries on their inland waters, the free purchase and sale of vessels, and the removal of discrimination on the score of nationality, the extension of the privilege in both countries of buying foreign goods in bond, or by return of drawback, the addition to the free list of all wooden wares, agricultural implements, machinery, books, and many other articles peculiarly of American manufacture, and their assimilation of the Patent Laws—all these, and many other topics, naturally offer themselves for consideration."

To this succinct enumeration we can only add metals in pigs, and crude petroleum; but the Boards of Trade of both countries may be able to suggest other additions.

each additional  
over-rated. Each  
of carrying their  
e of their annual  
d in 1862 650,000,-

ing trade, that is  
Canals in 1863.

	Am'n.	Can'n.
.....	100	4941
.....	66	6938
.....	4798	30813

	Am'n.	Can'n.
.....	6796	311475
.....	4587	371674

908796 2670177



