

Technical and Bibliographic Notes / Notes techniques et bibliographiques

The Institute has attempted to obtain the best original copy available for scanning. Features of this copy which may be bibliographically unique, which may alter any of the images in the reproduction, or which may significantly change the usual method of scanning are checked below.

L'Institut a numérisé le meilleur exemplaire qu'il lui a été possible de se procurer. Les détails de cet exemplaire qui sont peut-être uniques du point de vue bibliographique, qui peuvent modifier une image reproduite, ou qui peuvent exiger une modification dans la méthode normale de numérisation sont indiqués ci-dessous.

- | | | | |
|-------------------------------------|---|-------------------------------------|---|
| <input type="checkbox"/> | Coloured covers /
Couverture de couleur | <input type="checkbox"/> | Coloured pages / Pages de couleur |
| <input type="checkbox"/> | Covers damaged /
Couverture endommagée | <input type="checkbox"/> | Pages damaged / Pages endommagées |
| <input type="checkbox"/> | Covers restored and/or laminated /
Couverture restaurée et/ou pelliculée | <input type="checkbox"/> | Pages restored and/or laminated /
Pages restaurées et/ou pelliculées |
| <input type="checkbox"/> | Cover title missing /
Le titre de couverture manque | <input checked="" type="checkbox"/> | Pages discoloured, stained or foxed/
Pages décolorées, tachetées ou piquées |
| <input type="checkbox"/> | Coloured maps /
Cartes géographiques en couleur | <input type="checkbox"/> | Pages detached / Pages détachées |
| <input type="checkbox"/> | Coloured ink (i.e. other than blue or black) /
Encre de couleur (i.e. autre que bleue ou noire) | <input checked="" type="checkbox"/> | Showthrough / Transparence |
| <input checked="" type="checkbox"/> | Coloured plates and/or illustrations /
Planches et/ou illustrations en couleur | <input checked="" type="checkbox"/> | Quality of print varies /
Qualité inégale de l'impression |
| <input type="checkbox"/> | Bound with other material /
Relié avec d'autres documents | <input type="checkbox"/> | Includes supplementary materials /
Comprend du matériel supplémentaire |
| <input type="checkbox"/> | Only edition available /
Seule édition disponible | <input type="checkbox"/> | Blank leaves added during restorations may
appear within the text. Whenever possible, these
have been omitted from scanning / Il se peut que
certaines pages blanches ajoutées lors d'une
restauration apparaissent dans le texte, mais,
lorsque cela était possible, ces pages n'ont pas
été numérisées. |
| <input checked="" type="checkbox"/> | Tight binding may cause shadows or distortion
along interior margin / La reliure serrée peut
causer de l'ombre ou de la distorsion le long de la
marge intérieure. | | |
| <input checked="" type="checkbox"/> | Additional comments /
Commentaires supplémentaires: | | Various pagings.

Includes some text in French. |

Sessional papers Nos. 21-22, 24-26, 26a, 27-29, 31, 31a, 32-34, 36-46, 48-50, 53, 55, 57, 57a-57f, 57h, 57j-57s, 58, 60-65, 67-69, 69a, 70, 70a, 72, 72a-72b, 73, 73a, 74-75, 79-81, 81a-81b, 82-83 not printed.

SESSIONAL PAPERS

VOLUME 13

SECOND SESSION OF THE EIGHTH PARLIAMENT

OF THE

DOMINION OF CANADA

SESSION 1897



VOLUME XXXI.



891024

See also Numerical List, page 4.

ALPHABETICAL INDEX
OF THE
SESSIONAL PAPERS
OF THE
PARLIAMENT OF CANADA

SECOND SESSION, EIGHTH PARLIAMENT, 1897.

NOTE.—In order to find quickly whether a paper has been printed or not, the mark (n.p.) has been inserted when not printed; papers not so marked, it may be understood, are printed. Further information concerning each paper is to be found in the List, commencing on page 4.

A	C
Agriculture, Annual Report	Chartered Banks
Adulteration of Food	Civil Service :
Alaskan, Boundary	Board of Examiners
Aldershot Military Camp	Commissioners to hear charges
Anderson, Thomas E	Dismissals, etc.
Archives, Canadian	Dismissals, etc.
Aspy Bay	Insurance Act
Auditor General, Annual Report	Statutory Increases
	Superannuations
B	Coasting Laws
Bank Note Contract	Cold Storage
Banks, Chartered	Conference <i>re</i> Cattle and Horses
Beaulieu, Gédéon	Contract for Bank Notes
Belle River Breakwater	Contract for Steamship Service
Bompas, Bischoff & Co	Contracts for Mail Service
Bonds and Securities	Convicts liberated
Bounties on Iron and Steel	Customs Bureau
Brevet Promotion	Criminal Statistics
Bridge at Quebec	
British Canadian Loan & Investment Co. (n.p.)	D
British Columbia Railway Belt	Daly, T. M., Report by
British Columbia Salmon	Dam at Hastings
	Dismissals, Civil Service
C	Dismissals, Civil Service
Canadian Pacific Railway :	Discolouration in Canned Lobsters
Business with Interior Department	Dominion Lands
Lands sold by	Doutre, Alexis
Carmichael, Andrew	Duncan, Dr. George

E		M	
Election Fees	(n.p.) 39	Mail Contracts	(n.p.) 81 to 81b
Election Returns, 1896	20	Mail Service Contracts	12a
Emigration Report by T. M. Daly	(n.p.) 13b	Manitoba School Question	35
Estimates	2a to 2e	Mara, J. A.	(n.p.) 26
Exchequer Court Order	(n.p.) 24	Marine, Annual Report	11
Experimental Farms	8c	Military Camp, Aldershot	(n.p.) 68
F		Militia and Defence, Annual Report	19
Fairbrother, W. D.	(n.p.) 57j	Militia Order	(n.p.) 63
Fast Steamship Line	(n.p.) 52	Miscellaneous Unforeseen Expenses	(n.p.) 28
Financial Claims of P. E. I.	56	Montreal, Ottawa, Georgian Bay Canal	(n.p.) 43
Fisheries, Annual Report	11a	Monuments, Historical	(n.p.) 67
Fishery Bounty	(n.p.) 83	Mc	
Fishing Licenses	(n.p.) 21	McLeod, R., and McKay, R.	(n.p.) 57p
French Treaty	54, 54a	McNeill, A. J.	(n.p.) 57b
G		McPhee, Angus	(n.p.) 57a
Galops Canal	71d, 71e	N	
General Election, 1896	20	North Channel, St. Lawrence River	71c
Geological Survey Report	13a	Northfield, Postmaster of	(n.p.) 33
Goderich Harbour	(n.p.) 72a	North Harbour, Aspy Bay	(n.p.) 64
Government Notes and Stamps	41	North-west Mounted Police	15
Governor General's Warrants	(n.p.) 22	North-west Territories	(n.p.) 61
Grenville Canal	71b	O	
H		Oak Bay Mills	(n.p.) 75
Hastings, Dam at	(n.p.) 44	Over-rulings of Treasury Board	23
Historical Monuments	(n.p.) 67	P	
I		P. E. I., Financial Claims of	56
Indian Affairs, Annual Report	14	Penhallwick, Messrs., Claims of	(n.p.) 25
Inland Revenue, Annual Report	7	Port Albert Harbour	(n.p.) 72
Instructions <i>re</i> Tariff	(n.p.) 40	Postmaster General, Annual Report	12
Insurance, Annual Report	4	Post Office Inspectorships	76
Insurance Companies	4a, 4b	Price, David H.	(n.p.) 57k
Interior, Annual Report	13	Public Accounts, Annual Report	2
International Customs Bureau	(n.p.) 38	Public Printing and Stationery	16c
International Railway Congress	(n.p.) 70, 70a	Public Works, Annual Report	9
Iron and Steel	30	Q	
J		Quebec Bridge	(n.p.) 45
Jones, Dr.	(n.p.) 79	R	
Jones, Judge	(n.p.) 82	Railway Congress	(n.p.) 70, 70a
Justice, Annual Report	18	Railways and Canals, Annual Report	10
K		Railway Subsidies	66
Kingston Penitentiary	49	Revelstoke, Land in	(n.p.) 26, 26a
Kootenay Smelting and Trading Co.	(n.p.) 26a	Rimouski Post Office	(n.p.) 58
L		Royal Military College	(n.p.) 69, 69a
Lands, Dominion	(n.p.) 27, 32	Russell, Charles	(n.p.) 37
Library of Parliament, Report	17	S	
Licenses to U. S. Fishing Vessels	(n.p.) 21	Salmon, British Columbia	(n.p.) 80
Lobsters, Discolouration in Canned	11c	Secretary of State, Annual Report	16
Lynch, Daniel	(n.p.) 79		

S		T	
Shareholders in Chartered Banks.....	3	Tariff Instructions.....(n.p.)	40
Shields, T. P.....(n.p.)	57 <i>l</i>	Trade and Commerce, Annual Report.....	5
Smith, F. X.....(n.p.)	57 <i>d</i>	Trade and Navigation, Annual Report.....	6
Smith, John L.....(n.p.)	57 <i>q</i>	Treasury Board Over-rulings.....	23
Solicitor for the Government.....(n.p.)	37	Treaty with France.....	54, 54 <i>a</i>
Soulanges Canal.....	71, 71 <i>a</i>	U	
Steamboat Inspection.....	11 <i>e</i>	Unforeseen Expenses.....(n.p.)	28
Statutory Increases.....	47	U. S. Fishing Vessels.....(n.p.)	21
Steamer "Petrel".....(n.p.)	55	V	
Steamship Service.....(n.p.)	52	Valleyfield Postmaster.....(n.p.)	57 <i>o</i>
Stellarton, Dismissals at.....(n.p.)	57 <i>r</i>	Verge, J. Albert.....(n.p.)	57
St. Paul Industrial School.....(n.p.)	46	W	
Stuart, Dr.....(n.p.)	79	Warrants, Governor General's.....(n.p.)	22
Sub-agents, Marine and Fisheries.....(n.p.)	57 <i>e</i>	Weights, Measures, etc.....	7 <i>a</i>
Subsidies to Railways.....	66	Weller Bay.....(n.p.)	62
Sullivan, Daniel Brien.....(n.p.)	65	West Prince, P. E. I.....(n.p.)	53
Superannuations, Civil Service.....(n.p.)	29		
Supplies for Vessels.....(n.p.)	60		

See also Alphabetical Index, page 1.

LIST OF SESSIONAL PAPERS

Arranged in Numerical Order, with their Titles at full length ; the Dates when Ordered and when Presented to both Houses of Parliament ; the Name of the Member who moved for each Sessional Paper, and whether it is ordered to be Printed or Not Printed.

CONTENTS OF VOLUME 1.

1. Report of the Auditor General, for the year ended 30th June, 1896. Presented 30th March, 1897, by Hon. W. S. Fielding.....*Printed for both distribution and sessional papers.*

CONTENTS OF VOLUME 2.

2. Public Accounts of Canada, for the fiscal year ended 30th June, 1896. Presented 30th March, 1897, by Hon. W. S. Fielding.....*Printed for both distribution and sessional papers.*
- 2a. Estimates of sums required for the service of the Dominion, for the year ending on the 30th June, 1898. Presented 8th April, 1897, by Hon. W. S. Fielding.
Printed for both distribution and sessional papers.
- 2b. Supplementary Estimates for the year ending 30th June, 1897. (For the Militia attending the Queen's Jubilee.) Presented 20th May, 1897, by Hon. W. S. Fielding.
Printed for both distribution and sessional papers.
- 2c. Supplementary Estimates for the year ending 30th June, 1897. Presented 10th June, 1897, by Hon. W. S. Fielding.....*Printed for both distribution and sessional papers.*
- 2c.* Supplementary Estimate for the year ending 30th June, 1897. (Post Office Department.) Presented 14th June, 1897, by Hon. W. S. Fielding.....*Printed for both distribution and sessional papers.*
- 2d. Supplementary Estimates for the year ending 30th June, 1898. Presented 18th June, 1897, by Hon. W. S. Fielding.....*Printed for both distribution and sessional papers.*
- 2e. Further Supplementary Estimates for the year ending 30th June, 1898. (Intercolonial Railway extension to Montreal.) Presented 23rd June, 1897, by Hon. W. S. Fielding.
Printed for both distribution and sessional papers.
3. List of Shareholders of the Chartered Banks of Canada, as on the 31st December, 1896. Presented 5th April, 1897, by Hon. W. S. Fielding.....*Printed for both distribution and sessional papers.*
- 3a. Report of dividends remaining unpaid and unclaimed balances in the Chartered Banks of Canada, for five years and upwards, prior to 31st December, 1896.
Printed for both distribution and sessional papers.

CONTENTS OF VOLUME 3.

- 4.** Report of the Superintendent of Insurance, for the year ending 31st December, 1896.
Printed for both distribution and sessional papers.
- 4a.** Preliminary statements of the business of Life Insurance Companies in Canada, for the year ending 31st December, 1896. Presented 29th June, 1897, by Hon. W. S. Fielding.
Printed for both distribution and sessional papers.
- 4b.** Abstract of Statements of Insurance Companies in Canada, for the year ended 31st December, 1896. Presented 5th April, 1897, by Hon. W. S. Fielding.
Printed for both distribution and sessional papers.

CONTENTS OF VOLUME 4.

- 5.** Report of the Department of Trade and Commerce, for the fiscal year ended 30th June, 1896. Presented 25th March, 1897, by Sir Richard Cartwright.
Printed for both distribution and sessional papers.
- 6.** Tables of the Trade and Navigation of Canada, for the fiscal year ended 30th June, 1896. Presented 30th March, 1897, by Hon. W. Paterson.....*Printed for both distribution and sessional papers.*

CONTENTS OF VOLUME 5.

- 7.** Inland Revenues of Canada. Excise, &c., for the fiscal year ended 30th June, 1896. Presented 26th March, 1897, by Sir Henri Joly de Lotbinière....*Printed for both distribution and sessional papers.*
- 7a.** Inspection of Weights, Measures, Gas and Electric Light, for the fiscal year ended 30th June, 1896. Presented 26th March, 1897, by Sir Henri Joly de Lotbinière.
Printed for both distribution and sessional papers.
- 7b.** Report on Adulteration of Food, for the fiscal year ended 30th June, 1896. Presented 26th March, 1897, by Sir Henri Joly de Lotbinière.....*Printed for both distribution and sessional papers.*
- 8.** Report of the Minister of Agriculture of Canada, for the calendar year 1896. Presented 23rd April, 1897, by Hon. W. Mulock.....*Printed for both distribution and sessional papers.*
- 8a.** Report on Canadian Archives, 1896. Presented 23rd April, 1897, by Hon. W. Mulock.
Printed for both distribution and sessional papers.

CONTENTS OF VOLUME 6.

- 8c.** Report of the Director and Officers of the Experimental Farms, for the year 1896.
Printed for both distribution and sessional papers.
- 8d.** Criminal Statistics for the year 1896.....*Printed for both distribution and sessional papers.*

CONTENTS OF VOLUME 7.

- 9.** Annual Report of the Minister of Public Works, for the fiscal year ended 30th June, 1896. Presented 9th April, 1897, by Hon. J. I. Tarte*Printed for both distribution and sessional papers.*
- 10.** Annual Report of the Department of Railways and Canals, for the fiscal year ended 30th June, 1896. Presented 5th April, 1897, by Hon. A. G. Blair...*Printed for both distribution and sessional papers.*

CONTENTS OF VOLUME 8.

- 11.** Annual Report of the Department of Marine and Fisheries (Marine), for the fiscal year ended 30th June, 1896. Presented 26th May, 1897, by Hon. L. H. Davies.
Printed for both distribution and sessional papers.
- 11a.** Annual Report of the Department of Marine and Fisheries (Fisheries), for the fiscal year ended 30th June, 1896. Presented 26th May, 1897, by Hon. L. H. Davies.
Printed for both distribution and sessional papers.

 CONTENTS OF VOLUME 8—*Continued.*

- 11b.** Special reports containing notes on the natural history of the lobster, with special reference to the Canadian lobster industry. *Printed for both distribution and sessional papers.*
- 11c.** Discolouration in Canned Lobsters. *Printed for both distribution and sessional papers.*
- 11d.** Report of the joint commission relative to the preservation of the fisheries in waters contiguous to Canada and the United States. *Printed for both distribution and sessional papers.*

CONTENTS OF VOLUME 9.

- 11e.** Report of the Chairman of the Board of Steamboat Inspection, etc., for calendar year ended 31st December, 1896. *Printed for both distribution and sessional papers.*
- 12.** Report of the Postmaster General for the year ended 30th June, 1896. Presented 28th May, 1897, by Hon. W. Mulock. *Printed for both distribution and sessional papers.*
- 12a.** Supplement to the Report of the Postmaster General, for the year 1896, with reference to the letting of certain contracts for mail service. Presented 4th June, 1897, by Hon. W. Mulock. *Printed for both distribution and sessional papers.*

CONTENTS OF VOLUME 10.

- 13.** Annual Report of the Department of the Interior, for the year 1896. Presented 12th May, 1897, by Hon. W. Mulock. *Printed for both distribution and sessional papers.*
- 13a.** Summary Report of the Geological Survey Department, for the year 1896. Presented 29th June, 1897, by Hon. S. A. Fisher. *Printed for both distribution and sessional papers.*
- 13b.** Report by Hon. T. Mayne Daly on his visit to Great Britain and Ireland in the interests of emigration to Canada, 1896. Presented 14th April, 1897, by Hon. C. Sifton. *Not printed.*

CONTENTS OF VOLUME 11.

- 14.** Annual Report of the Department of Indian Affairs, for the year ended 30th June, 1896. Presented 5th April, 1897, by Hon. C. Sifton. *Printed for both distribution and sessional papers.*
- 15.** Report of the Commissioner of the North-west Mounted Police Force, 1896. Presented 22nd April, 1897, by Hon. W. Laurier. *Printed for both distribution and sessional papers.*

CONTENTS OF VOLUME 12.

- 16.** Report of the Secretary of State of Canada, for the year ended 31st December, 1896. Presented 30th March, 1897, by Hon. S. A. Fisher. *Printed for both distribution and sessional papers.*
- 16a.** Civil Service List of Canada, 1896. Presented 30th March, 1897, by Hon. S. A. Fisher. *Printed for both distribution and sessional papers.*
- 16b.** Report of the Board of Civil Service Examiners, for the year ended 31st December, 1896. Presented 22nd April, 1897, by Hon. S. A. Fisher. *Printed for both distribution and sessional papers.*
- 16c.** Annual Report of the Department of Public Printing and Stationery, for the year ended 30th June, 1896, with a partial report for services during six months ending 31st December, 1896. Presented 29th June, 1897, by Hon. S. A. Fisher. *Printed for both distribution and sessional papers.*
- 17.** Report of the Joint Librarians of Parliament, for the period since the close of the session in October, 1896. Presented 25th March, 1897, by the Hon. The Speaker. *Printed for sessional papers only.*
- 18.** Report of the Minister of Justice as to Penitentiaries of Canada, for the year ended 30th June, 1896. Presented 9th June, 1897, by Hon. C. Fitzpatrick. *Printed for both distribution and sessional papers.*

 CONTENTS OF VOLUME 13.

- 19.** Report of the Department of Militia and Defence of Canada, for the year ended 31st December, 1896. Presented 8th April, 1897, by Sir Richard Cartwright.
Printed for both distribution and sessional papers.
- 20.** Return to an Order of the House of Commons, dated 28th September, 1896, giving particulars in reference to the Eighth General Election for the House of Commons of Canada. Presented 29th April, 1897.—*Mr. Lavergne* *Printed for both distribution and sessional papers.*
- 21.** Copy of an Order in Council relative to the issue of licenses to United States fishing vessels. Presented 26th March, 1897, by Hon. L. H. Davies. *Not printed.*
- 22.** Statement of Governor General's Warrants issued since last session of parliament, on account of fiscal year 1896-97. Presented 30th March, 1897, by Hon. W. S. Fielding. *Not printed.*
- 23.** Return of Treasury Board Over-Rulings on appeals from decisions of the Auditor General, between the sessions of 1896 and 1897. Presented 30th March, 1897, by Hon. W. S. Fielding.
Printed for sessional papers.
- 24.** General Order of the Exchequer Court. Presented 30th March, 1897, by Hon. S. A. Fisher.
Not printed.
- 25.** Return to an order of the House of Commons, dated 28th September, 1896, for a return of all papers and correspondence regarding the claims of Messrs. Penhallwick, of Edenwold, for destruction of machinery by Indians. Presented 5th April, 1897.—*Mr. Davin* *Not printed.*
- 26.** Return to an address of the House of Commons to his excellency the Governor General, dated 14th September, 1896, for a copy of all correspondence in connection with all grants of land in the town of Revelstoke to J. A. Mara, ex-member for Yale and Cariboo, and the order in council under which the said grants were made. Presented 5th April, 1897. *Mr. Bostock* *Not printed.*
- 26a.** Return to an address of the House of Commons to his excellency the Governor General, dated 14th September, 1896, for a copy of all correspondence and the order in council of the 11th July, 1890, by which a grant of land in the town of Revelstoke was made to the Kootenay Smelting and Trading Company. Presented 5th April, 1897.—*Mr. Bostock* *Not printed.*
- 27.** Return to an address of the House of Commons to his excellency the Governor General, dated 14th September, 1896, for a copy of all correspondence in connection with grants of land within the railway belt in British Columbia made by the province subsequent to the date when the lands in the belt passed under control of the government of Canada, and of the orders in council of the 29th March, 1895, and the 6th December, 1895, setting forth the terms of the agreement between the government of Canada and the province of British Columbia, acting on behalf of the grantees. Presented 5th April, 1897.—*Mr. Bostock* *Not printed.*
- 28.** Statement of expenditure on account of miscellaneous unforeseen expenses, from 1st July, 1896, to 24th March, 1897. Presented 5th April, 1897, by Hon. W. S. Fielding. *Not printed.*
- 29.** Statement of all superannuations and retiring allowances in the civil service during year ended 31st December, 1896, giving name, rank, salary, service, allowance and cause of retirement of each person superannuated or retired, also whether vacancy filled by promotion or new appointment, and salary of any new appointee. Presented 5th April, 1897, by Hon. W. S. Fielding. *Not printed.*
- 30.** Statement of the moneys expended in payment of bounties on iron and steel manufactured from Canadian ore, the persons to whom paid, the places at which the iron and steel was manufactured, together with copies of the regulations governing such payments, as required by the Act 57-58 Victoria, chapter 9. Presented 7th April, 1897, by Hon. W. Paterson. *Printed for sessional papers.*
- 31.** Return furnished annually by the Canadian Pacific Railway Company under the provisions of section 8 of 49 Victoria, chapter 9, being a list of all lands sold by that company from 1st October, 1895, to the 1st October, 1896. Presented 13th April, 1897, by Hon. C. Sifton. *Not printed.*
- 31a.** Return under resolution of the 20th February, 1882, in so far as the same is furnished by the department of the interior, respecting the Canadian Pacific Railway Company. Presented 13th April, 1897, by Hon. C. Sifton. *Not printed.*

 CONTENTS OF VOLUME 13—*Continued.*

32. Return of orders in council which have been published in the *Canada Gazette* and in the *British Columbia Gazette*, in accordance with the provisions of: (1st) Clause 91 of the Dominion Lands Act, chapter 54 of the Revised Statutes of Canada. (2nd) Subsection (d) of section 38 of the regulations for the survey, administration, disposal and management of Dominion lands within the 40-mile railway belt in the province of British Columbia. (3rd) Section 46 of the North-west Irrigation Act. Presented 13th April, 1897, by Hon. C. Sifton..... *Not printed.*
33. Return to an order of the House of Commons, dated 10th May, 1897, for a copy of the evidence taken by Inspector Fletcher when investigating charges made last November against the postmaster of Northfield, British Columbia. Presented 28th May, 1897.—*Mr. Davin*..... *Not printed.*
34. Statement of the affairs of the British Canadian Loan and Investment Company, as on the 31st December, 1896. Presented 20th April, 1897, by the Hon. The Speaker..... *Not printed.*
35. Return to an address of the House of Commons to his excellency the Governor General, dated 12th April, 1897, for copies of all orders in council, reports to council, petitions, memorials or other documents relating to the Manitoba School Question, not already submitted to this House. Presented 20th April, 1897.—*Mr. LaRivière*..... *Printed for both distribution and sessional papers.*
36. Statement of all bonds registered in the department of the secretary of state, since last return (1896) and submitted to parliament in accordance with section 23 of chapter 19, of the Revised Statutes of Canada. Presented 20th April, 1897, by Hon. S. A. Fisher. *Not printed.*
37. Return to an address of the House of Commons to his excellency the Governor General, dated 5th April, 1897, for copies of all correspondence relating to the retirement of Messrs. Bompas, Bischoff & Co., and the appointment of Mr. Charles Russell as solicitor for the Dominion government in London. Presented 22nd April, 1897.—*Mr. Foster*..... *Not printed.*
38. Return to an address of the House of Commons to his excellency the Governor General, dated 28th September, 1896, for copies of despatches, minutes of council, and correspondence relating to the formation of an international customs bureau for Brussels. Presented 26th April, 1897.—*Sir C. Hilbert Tupper*..... *Not printed.*
39. Tariff of fees and expenses for holding elections in the North-west Territories and British Columbia, fixed by the governor in council, under section 121 of the Dominion Elections Act, and amendments to the said tariff. Presented 26th April, 1897, by Hon. W. S. Fielding. *Not printed.*
40. Return to an order of the House of Commons, dated 30th April, 1897, for copies of instructions to customs collectors *re* tariff resolutions and reciprocal tariff. Presented 30th April, 1897.—Hon. W. Paterson..... *Not printed.*
41. Return to an order of the House of Commons dated 5th April, 1897, for copies of all calls for tenders and specifications for the same and detailed answers thereto made since the last session of parliament in respect of the printing of government notes, stamps, etc., of all correspondence in connection therewith had with the government or any member thereof and with the minister of finance or the officers of his department, copies of all reports made thereon to the minister of finance and to council, together with all minutes to council passed in relation thereto, and a copy of the contract entered into between the government and the successful tenderer. Presented 3rd May, 1897.—*Mr. Foster*..... *Printed for distribution only.*
42. Return to an address of the House of Commons to his excellency the Governor General, dated 5th April, 1897, for a return showing how many convicts were liberated from the different penitentiaries in Canada since the month of July, 1896; giving their names and the dates when they were convicted, and showing why they were liberated, and the names of those who obtained their pardon for them; also the names of those whose sentences were commuted. Presented 5th May, 1897.—*Mr. Bergeron*..... *Not printed.*
43. Return to an order of the House of Commons, dated 28th September, 1896, for copies of all correspondence which has passed between the government and party or parties in reference to the "Montreal, Ottawa, Georgian Bay Canal" scheme; also all papers in connection with any application for financial aid towards this project. Presented 5th May, 1897.—*Mr. Poupore*..... *Not printed.*
44. Return to an order of the House of Commons, dated 28th September, 1896, for copy of all reports, valuations and all other papers relating to lands in the township of South Monagan, county of Peterboro', flooded by reason of the construction of a dam at Hastings, Ontario, and owned by Joseph Clarke and others. Presented 5th May, 1897.—*Mr. Kendry*..... *Not printed*

CONTENTS OF VOLUME 13—*Continued.*

45. Return to an order of the House of Commons, dated 2nd September, 1896, for copies of all memorials, reports, correspondence, plans and papers in relation to the construction of a bridge in front of Quebec, or in the vicinity, to connect the Intercolonial Railway with the Canadian Pacific Railway. Presented 5th May, 1897.—*Mr. Langelier* *Not printed.*
46. Return to an order of the House of Commons, dated 3rd May, 1897, for copies of all correspondence between the department of Indian affairs at Ottawa and the officers of the Indian department at Regina and at Winnipeg, respecting the furnishing supplies to the St. Paul Industrial School; also the correspondence between the department at Ottawa and the Hudson Bay Company at Winnipeg. Presented 10th May, 1897.—*Mr. Davin* *Not printed.*
47. Return to an order of the House of Commons, dated 11th May, 1897, for a copy of the opinion of the minister of justice with respect to statutory increases. Presented 11th May, 1897.—*Hon. L. H. Davies* *Printed for sessional papers.*
48. Return to an order of the House of Commons, dated 21st April, 1897, for copies of all documents, correspondence, reports, etc., having reference to the appointment of Thomas E. Anderson to the position of collector of customs in the town of Napanee. Presented 11th May, 1897.—*Mr. Wilson* *Not printed.*
49. Report of the commissioners to examine into the affairs of the Kingston penitentiary. Presented 17th May, 1897, by Sir Richard Cartwright *Printed for distribution.*
50. Statement in pursuance of section 17 of the Civil Service Insurance Act, for the year ending 30th June, 1896. Presented 20th May, 1897, by Hon. W. S. Fielding *Not printed.*
51. Extract from a report of the committee of the honourable the privy council, approved by his excellency on the 23rd January, 1897, referring to the delimitation of the Alaskan boundary. Presented 26th May, 1897, by Hon. C. Sifton *See No. 77.*
52. Contract with Messrs. Petersen, Tate and Company, of Newcastle-on-Tyne, England, for a fast weekly steanship service between Canada and the United Kingdom. Presented 28th May, 1897, by Sir Richard Cartwright *See "Votes and Proceedings," page 393.*
53. Return to an address of the Senate to his excellency the Governor General, dated 13th May, 1897, for copies of all telegrams sent between the 15th and 27th of April last, by the minister of marine and fisheries, to Bernard D. McLellan, or any other person in West Prince, Prince Edward Island, promising grants for harbours, piers or breakwaters in that constituency, different from or in addition to, amounts stated in the Estimates now before Parliament. Presented 1st June, 1897.—*Hon. Mr. Ferguson* *Not printed.*
54. Return to an address of the Senate to his excellency the Governor General, dated 19th May, 1897, for a tabulated statement showing the effects which the commercial treaty between Canada and France has had upon the trade and revenue of the Dominion, as compared with the three years preceding the date upon which the treaty came into force, in so far as relates to the various articles covered by said treaty. Presented 1st June, 1897.—*Hon. Sir Mackenzie Bowell* *Printed for sessional papers.*
- 54a. Return to an address of the Senate to his excellency the Governor General, dated 9th June, 1897, for a detailed statement showing the character, quantity and value of the different articles exported from Canada to France, for the years ending 30th June, 1893, 1894, 1895 and 1896. Presented 17th June, 1897.—*Hon. Sir Mackenzie Bowell* *Printed for sessional papers.*
55. Return to an address of the Senate to his excellency the Governor General, dated 5th May, 1897, for a copy of the contract or charter by which the steamer "Petrel" has been employed for winter navigation between Prince Edward Island and the mainland during the present year, and all correspondence between the department of marine and fisheries, or any officer thereof, and the owners of the said steamer "Petrel" relative to the said contract or charter. Also a statement of all expenses incurred by the government of Canada, in the outfit, repair and maintenance of the said steamer, and in the payment of wages to her officers and men, giving the name of each employee, and the amount paid or to be paid each. Also a statement showing the number of round trips made by the said steamer, between Cape Tormentine and Cape Traverse, or any other port in Prince Edward Island, from the 1st of December, 1896, to the 1st of May of the present year, with the date of such trips. Also a statement of the number of passengers, and the quantity

• CONTENTS OF VOLUME 13—*Continued.*

- of freight carried by the said steamer between the ports aforesaid, and the amount received for carrying such freight and passengers, for the above-mentioned period. And also a statement of number of mails carried by the said steamer, during the same period. Presented 1st June, 1897.—*Hon. Mr. Ferguson*..... *Not printed.*
- 56.** Return to an address of the Senate to his excellency the Governor General, dated 5th May, 1897, for all correspondence which has taken place since the 13th July last between the government of the Dominion and the provincial government of Prince Edward Island regarding certain financial claims of that province upon the federal government.—Presented 1st June, 1897.—*Hon. Mr. Ferguson*..... *Printed for sessional papers.*
- 57.** Return to an order of the House of Commons, dated 3rd May, 1897, for copies of all letters, papers, correspondence, petitions, etc., relating to the dismissal of J. Albert Verge, fishery officer for the river Restigouche and its tributaries and the waters of the Baie des Chaleurs, and the appointment of Charles Brown in his place. Presented 3rd June, 1897.—*Mr. McAlister*..... *Not printed.*
- 57a.** Return to an order of the House of Commons, dated 5th April, 1897, for copies of all correspondence, papers, petitions, &c., in connection with the dismissal of Angus McPhee as postmaster at Hopefield, in the province of Prince Edward Island. Presented 3rd June, 1897.—*Mr. Martin*..... *Not printed.*
- 57b.** Return to an order of the House of Commons, dated 3rd May, 1897, for copies of all papers, letters, documents, petitions, etc., relating to the dismissal of A. J. McNeill as postmaster at Stanley Bridge, in Prince Edward Island. Presented 3rd June, 1897.—*Mr. Martin*..... *Not printed.*
- 57c.** Return to an order of the House of Commons, dated 3rd May, 1897, for copies of all letters, telegrams and papers that have passed between the government and any person or persons in connection with the dismissal of Dr. George Duncan, late quarantine superintendent at Williams Head Station, B.C.—Presented 4th June, 1897.—*Hon. E. G. Prior*..... *Not printed.*
- 57d.** Return to an order of the House of Commons, dated 17th May, 1897, for copies of all documents, reports, affidavits, declarations, papers and correspondence in relation to dismissal of F. X. Smith, late lighthouse keeper at Cape Gaspé. Presented 8th June, 1897.—*Mr. Casgrain*..... *Not printed.*
- 57e.** Return to an address of the House of Commons, to his excellency the Governor General, dated 14th September, 1896, for copies of all orders in council, reports and correspondence respecting the appointment and dismissal of the sub-agents of the department of marine and fisheries at the port of Pictou.—Presented 8th June, 1897.—*Sir C. Hibbert Tupper*..... *Not printed.*
- 57f.** Return to an order of the House of Commons, dated 3rd May, 1897, for a return showing the names of all persons dismissed from the service of the inland revenue department since the first day of July, 1896; also the names of all persons appointed to the service of said department since the first day of July, 1896. Presented 14th June, 1897.—*Mr. Wood (Brockville)*..... *Not printed.*
- 57g.** Return to an order of the House of Commons, dated 17th May, 1897, showing the names and offices or employment of all persons superannuated, dismissed or superceded in the service of the Canadian government under the present administration, giving the reason for superannuation, dismissal or supercession in each case, and the name and age of the officer or employee appointed to the vacancy in each case, and showing whether any inquiry or formal investigation took place in each case and the nature of it, and whether the party affected was given an opportunity of being heard before dismissal or supercession. Presented 15th June, 1897.—*Sir Charles Tupper*..... *See No. 57t.*
- 57h.** Return to an order of the House of Commons, dated 21st April, 1897, showing the names of all persons appointed to the department of customs since the first day of July, 1896, also the names of the offices respectively to which they were appointed and the salaries thereto attached; also the names of all persons in the service of the department of customs whose services have been dispensed with since the first day of July, 1896, with the names of the offices and the salaries attached thereto respectively. Presented 15th June, 1897.—*Mr. Wood (Brockville)*..... *Not printed.*
- 57i.** Supplementary return to 57g. Presented 16th June, 1897.—*Sir Charles Tupper*..... *See No. 57t.*
- 57j.** Return to an order of the House of Commons, dated 6th May, 1897, for copies of all letters and correspondence between the government or any members thereof referring in any way to the dismissal of Mr. W. D. Fairbrother as postmaster at Beamsville, with a copy of the charges and by whom such were made. Presented 18th June, 1897.—*Mr. McCleary*..... *Not printed.*

 CONTENTS OF VOLUME 13—*Continued.*

- 57k.** Return to an order of the House of Commons, dated 3rd May, 1897, for copies of all letters, telegrams, petitions, reports and other communications with respect to the appointment and dismissal of David H. Price, postmaster of Aylmer West, and the appointment of his successor, Frederick Ashbaugh. Presented 18th June, 1897.—*Mr. Ingram*..... *Not printed.*
- 57l.** Return to an order of the House of Commons, dated 3rd May, 1897, for copies of all correspondence, petitions and reports relative to the dismissal of T. P. Shields, postmaster of Upper Maugerville, and the appointment of Emery Sewel in his place, and in reference to any changes proposed in the location of said post office since 1891. Presented 18th June, 1897.—*Mr. Foster*..... *Not printed.*
- 57m.** Return to an order of the House of Commons, dated 12th April, 1897, for copies of all papers, correspondence, petitions, etc., connected with the dismissal of Alexis Doutre as postmaster at Beauharnois. Presented 18th June, 1897.—*Mr. Bergeron*..... *Not printed.*
- 57n.** Return to an order of the House of Commons, dated 5th April, 1897, for a return giving the names of all postmasters and other persons in the employ of the government in the counties of Kings and York, New Brunswick, who have been dismissed since July, 1896, and all correspondence in connection therewith. Presented 18th June, 1897.—*Mr. Foster*..... *Not printed.*
- 57o.** Return to an order of the House of Commons, dated 17th May, 1897, for a copy of the investigation held in connection with the postmaster's office in Valleyfield, by Mr. Wilfrid Mercier. Presented 18th June, 1897.—*Mr. Bergeron*..... *Not printed.*
- 57p.** Return to an order of the House of Commons, dated 17th May, 1897, for any reports or correspondence, not already brought down, and the reasons for the dismissal of Roderick McLeod and Robert McKay, bridge tenders on the Intercolonial Railway bridge, Pictou, Nova Scotia, and the appointment of Thomas Fraser and A. Thomas in their place and stead. Presented 24th June, 1897.—*Sir C. Hibbert Tupper*..... *Not printed.*
- 57q.** Return to an order of the House of Commons, dated 17th May, 1897, for copies of all papers and documents connected with the dismissal of Mr. John L. Smith as fishery overseer for the district of New Carlisle, extending from Grand Cascapeia river to Paspebiac East; also any recommendations made to any member of the government by letter or otherwise for his dismissal and the recommendation in favour of his successor. Presented 25th June, 1897.—*Sir A. P. Caron*.
Not printed.
- 57r.** Return to an order of the House of Commons, dated 3rd May, 1897, giving all correspondence, evidence, reports and papers respecting the dismissal of the car inspector and car oiler at Stellarton, Nova Scotia, under instructions of the mechanical superintendent, Intercolonial Railway at Moncton, 5th February, 1897. Presented 25th June, 1897.—*Sir C. H. Tupper*..... *Not printed.*
- 57s.** Return to an order of the House of Commons, dated 21st April, 1897, for copies of all papers, petitions, evidence, reports and documents of every nature connected with the dismissal of Andrew Carmichael, postmaster, Spencerville, Ont. Presented 28th June, 1897.—*Mr. Reid*... *Not printed.*
- 57t.** A partial return to an address of the Senate to his excellency the Governor General, dated 9th April, 1897, for a statement showing for each department of the civil service, the names, ages, offices and salaries of such persons employed either in the inside or outside divisions thereof; and of such persons not in the civil service employed by the government in any department, who, since the 13th July, 1896, and in cases where no commission of investigation was appointed, have been removed from office by dismissal, superannuation or otherwise, specifying in each case the manner of, and grounds for such removal, and the length of notice given to the persons removed, and the amount of superannuation or gratuity granted, if any; also showing the name, age, office and salary or remuneration of any and every person appointed to the civil service in the place of, or as a consequence of any such removal. Presented 26th June, 1897.—*Hon. Mr. Kirchhoffer*.
Printed for sessional papers.
- 58.** Return to an order of House of Commons, dated 28th September, 1896, for copies of the contract awarded to Mr. Gédéon Beaulieu, contractor for the building of the post office at Rimouski, of all correspondence between the said contractor and the government, and all other documents in relation thereto. Presented 4th June, 1897.—*Mr. Fiset*..... *Not printed.*

 CONTENTS OF VOLUME 13—*Continued.*

59. Return to an order of the House of Commons, dated 17th May, 1897, for copies of the report made by Mr. Gourdeau, deputy minister of marine and fisheries, on the conference held last November between the steamship companies and shippers of cattle and horses. Presented 4th June, 1897. *Mr. Maclean*. *Printed for sessional papers.*
60. Return to an order of the House of Commons, dated 17th May, 1897, for copies of all correspondence since the 20th July last between the department of marine and fisheries at Ottawa and the officers thereof or others, respecting supplies and repairs of vessels and steamers under the control of that department which are in the habit of visiting the ports of Charlottetown, Georgetown and Pictou, or which are employed either in the protection of the coast fisheries or in the supervision and maintenance of lights, or in the winter steam service between Prince Edward Island and the mainland. Presented 4th June, 1897.—*Sir C. Hibbert Tupper*. *Not printed.*
61. Return to an order of the House of Commons, dated 21st April, 1897, for copies of all letters, petitions, memorials and suggestions received by the government, or any member thereof, since the 23rd June, 1896, to amend the North-west Territories Act with a view of enlarging the powers of the executive of the North-west Territories, and to increase the subsidy of the North-west Territories. Presented 4th June, 1897.—*Mr. Davin*. *Not printed.*
62. Return to an order of the House of Commons, dated 3rd May, 1897, for a copy of returns for Weller Bay while an outpost, *i.e.*, about eleven years: 1. The value of dutiable goods and duty collected. 2. Value of free goods. 3. Total number of vessels entered and cleared. 4. Total salary paid. Presented 8th June, 1897.—*Mr. Corby*. *Not printed.*
63. Return to an order of the House of Commons, dated 10th May, 1897, for a return of all correspondence between officers of the militia and others with the minister of militia and the major-general commanding relating to brevet promotion and General Order 73, 1896. Presented 8th June, 1897.—*Mr. Bain*. *Not printed.*
64. Return to an order of the House of Commons, dated 17th May, 1897, for copies of all correspondence, plans and reports of engineers having reference to making North Harbour, Aspy Bay, Victoria county, N.S., a harbour of refuge. Presented 9th June, 1897.—*Mr. Bethune*. *Not printed.*
65. Return to an address of the House of Commons to his excellency the Governor General, dated 3rd May, 1897, for copies of all papers relating to the release of Daniel Brien Sullivan, committed to jail at Toronto on the 18th November, 1896, including the reports of the police magistrate of the 21st and 27th November, 1896. Presented 9th June, 1897.—*Sir C. Hibbert Tupper*. *Not printed.*
66. Return to an order of the House of Commons, dated 28th September, 1896, for a statement showing the amount of money expended by the Dominion government since the 1st day of July, 1873, for constructing, equipping and subsidizing railways in Canada, with the number of acres of land granted as subsidies, and their estimate value. Also a statement showing separately the part of such expenditure made on railways in each province of the Dominion and the North-west Territory, deducting any sums that may have been charged against any of the provinces of the North-west Territory in their debt account with the Dominion. Presented 10th June, 1897.—*Mr. Martin*. *Printed for sessional papers.*
67. Return to an order of the House of Commons, dated 28th September, 1896, for copies of all letters, correspondence and tenders, the names of the parties tendering, the amounts of their tender, and the names of the parties awarded the contracts for the historical monuments at Lundy's Lane, Chrysler's Farm and Chateauguay. Presented 10th June, 1897.—*Mr. Gibson*. *Not printed.*
68. Return to an order of the House of Commons, dated 17th May, 1897, showing a comparative schedule of prices paid in connection with the military camp at Aldershot, King's county, Nova Scotia, for the seasons of 1895 and 1896 respectively; also all papers, correspondence and instructions respecting the securing of supplies for the said camp in 1897. Presented 10th June, 1897.—*Sir C. Hibbert Tupper*. *Not printed.*
69. Return to an order of the House of Commons, dated 17th May, 1897, for a return showing (under the announced change of organization at the Royal Military College of Canada): 1. A detail of the intended superior and subordinate staffs, their respective emoluments and the conditions of their engagements, inclusive of periods of service and duties to be performed by them respectively. 2. The intended number of classes of cadets in attendance at one time. 3. The allotment and distri-

CONTENTS OF VOLUME 13—*Continued.*

- bution of time to class instruction, drills, military and athletic exercises, meals, recreation, etc., specifying subjects and the professors and instructors respectively employed in the several subjects in each class. 4. The amount of deposit to be made by cadets to meet personal charges for a period of three years respectively under the reorganized system and the system hitherto in force. 5. The surplus revenue derived from fees from each cadet, after deduction of messing charges respectively under the reorganized system and the system hitherto in force. 6. A detail of items in the reorganized system and in that hitherto in force in the cases involving either increase or reduction, and the amounts of these differences. 7. The number of eligible applications made prior to the announcement of the reorganization to compete for entrance into the Royal Military College next September. Presented 10th June, 1897.—*Mr. Tyrwhitt* *Not printed.*
- 69a.** Supplementary return to No. 69. Presented 23rd June, 1897.—*Mr. Tyrwhitt* *Not printed.*
- 70.** Return to an address of the House of Commons to his excellency the Governor General, dated 28th September, 1896, for copies of despatches, minutes of council and correspondence relating to the London International Railway Congress, 1895. Presented 14th June, 1897.—*Sir C. Hibbert Tupper* *Not printed.*
- 70a.** Return to an address of the House of Commons to his excellency the Governor General, dated 28th September, 1896, for copies of despatches, minutes of council and other documents relating to the meeting of the International Railway Congress, St. Petersburg, with a copy of papers submitted by the high commissioner for Canada to that congress. Presented 14th June, 1897.—*Sir C. Hibbert Tupper* *Not printed.*
- 71.** Return to an order of the House of Commons, dated 17th May, 1897, for copies of tenders opened the 16th day of March, 1897, for works on section 12 of the Soulanges canal, showing the prices of different tenderers for each item and the approximate quantities upon which the tenders were extended, also the lump sum of each tender. Presented 14th June, 1897.—*M. Clancy*.
Printed for sessional papers.
- 71a.** Return to an order of the House of Commons, dated 17th May, 1897, for copies of tenders opened the 16th day of March, 1897, for works on sections 4, 5, 6 and 7 of the Soulanges canal, showing the prices of different tenderers for each item and the approximate quantities upon which the tenders were extended, also the lump sum of each tender. Presented 14th June, 1897.—*Mr. Clancy* *Printed for sessional papers.*
- 71b.** Return to an order of the House of Commons, dated 17th May, 1897, for copies of tenders opened the 20th day of March for works on the Grenville canal enlargement, showing the prices of different tenderers for each item and the approximate quantities upon which the tenders were extended, also the lump sum of each tender. Presented 14th June, 1897.—*Mr. Clancy*.
Printed for sessional papers.
- 71c.** Return to an order of the House of Commons, dated 7th June, 1897, for a statement of all tenders opened the 7th day of May, 1897, for works on the north channel of St. Lawrence river, showing the prices of different tenderers for each item and the approximate quantities upon which the tenders were extended, also the lump sum of each tender. Presented 25th June, 1897.—*Mr. Clancy* *Printed for sessional papers.*
- 71d.** Return to an order of the House of Commons, dated 7th June, 1897, for a statement of all tenders opened the 30th day of April, 1897, for works on the Iroquois section, Galops canal, showing the prices of different tenderers for each item and the approximate quantities upon which the tenders were extended, also the lump sum of each tender. Presented 25th June, 1897.—*Mr. Clancy*.
Printed for sessional papers.
- 71e.** Return to an order of the House of Commons, dated 7th June, 1897, for a statement of all tenders opened the 24th day of April, 1897, for works on the Cardinal section, Galops canal, showing the prices of different tenderers for each item and the approximate quantities upon which the tenders were extended, also the lump sum of each tender. Presented 25th June, 1897.—*Mr. Clancy*.
Printed for sessional papers.
- 72.** Return to an order of the House of Commons, dated 9th September, 1896, for: 1. A copy of all reports of the engineers of the department of public works as to the conditions and requirements of the Port Albert harbour made within the last ten years. 2. A statement in detail, with dates, showing all amounts voted by parliament for the improvement of said harbour. 3. A statement showing how much of said sums were expended under contract, and how much otherwise and how; when expended and to whom paid.—Presented 15th June, 1897.—*Mr. Cameron* *Not printed.*

 CONTENTS OF VOLUME 13—*Continued.*

- 72a.** Return to an order of the House of Commons, dated 28th September, 1896, for: 1. Copy of all reports made by the engineers of the public works department since the 1st day of January, 1890, as to the condition and requirements of the Goderich harbour and of the North breakwater. 2. Statement in detail of all amounts voted for the construction and improvement of said harbour. 3. Statement showing how much has been expended on said harbour since the government of Canada undertook the work as a harbour of refuge. Presented 15th June, 1897.—*Mr. Cameron.*
Not printed.
- 72b.** Return to an order of the House of Commons, dated 17th May, 1897, for copies of all correspondence, telegrams, engineers' reports, etc., relating to the extension of the breakwater at Belle river, in Prince Edward Island. Presented 15th June, 1897.—*Mr. Martin.*..... *Not printed.*
- 73.** Return, in part (departments of the interior and Indian affairs), to an order of the House of Commons, dated 5th April, 1897, giving the names of all commissioners appointed by the government or any of the ministers to hear charges and make investigations into the conduct of civil servants and employees of the government or any of the departments since July, 1896, together with the rate of pay and allowances of each and the length of time each has been employed, and the full amount paid; also copies of all reports made by them to the government, or any member thereof, and copies of the authorization and instructions under which they acted. Presented 16th June, 1897.—*Mr. Foster.*..... *Not printed.*
- 73a.** Supplementary return to No. 73 (department of marine and fisheries). Presented 17th June, 1897.
Mr. Foster...... *Not printed.*
- 74.** Copies of contracts for cold storage accommodation on steamships from Montreal to Great Britain, between the minister of agriculture and various steamship companies. Presented 17th June, 1897, by Hon. S. A. Fisher..... *Not printed.*
- 75.** Return to an order of the House of Commons, dated 3rd May, 1897, for copies of all letters, papers and correspondence relating to the closing in March last of the post office at Oak Bay Mills, Quebec. Presented 18th June, 1897.—*Mr. McAlister.*..... *Not printed.*
- 76.** Return to an order of the House of Commons, dated 3rd May, 1897, for: 1. Copies of all correspondence and other documents relating to the creation of post office inspectorships at Stratford, Barrie and Kingston and the appointment of inspectors and other officials connected with such inspectorships. 2. The number of employees connected with each such office and the salaries paid, and all other expenses of each office. Presented 18th June, 1897.—*Mr. Cameron.*
Printed for sessional papers.
- 77.** Report of Major General Cameron on the proposed convention in reference to a portion of the Alaskan boundary, and memorandum thereon. Presented 19th June, 1897, by Hon. L. H. Davies.
Printed for sessional papers.
- 78.** Return to an address of the House of Commons to his excellency the Governor General, dated 7th June, 1897, showing the correspondence, if any, between this government and the government of the United States in reference to an equalization or readjustment of the coasting laws, rules and regulations in force in the two countries; and in reference to any arrangement or proposal for any arrangement under which Canadian vessels shall be granted by the American government and officials the same privileges as those accorded to American vessels by the Canadian authorities under the laws, rules and regulations now in force. Presented 25th June, 1897.—*Mr. Britton.*
Printed for sessional papers.
- 79.** Return to an order of the House of Commons, dated 7th June, 1897, for copies of all telegrams and letters between the Hon. Clifford Sifton, minister of the interior, and Mr. Charles B. Heyd, M.P., for South Brant, and Mr. Davis, of the county of Haldimand, relating to the appointment or otherwise of Mr. Daniel Lynch, of the village of Hagersville, or Dr. Stuart of the same place, as Indian agent in the room and stead of Dr. Jones of Hagersville. Presented 25th June, 1897.—*Mr. Clancy.*..... *Not printed.*
- 80.** Return to an order of the House of Commons, dated 10th May, 1897, for copies of all papers, correspondence and telegrams relating to charges made affecting the quality of British Columbia salmon sold in the British market. Presented 25th June, 1897.—*Mr. Maxwell.*..... *Not printed.*

 CONTENTS OF VOLUME 13—*Concluded.*

81. Return to an order of the House of Commons, dated 7th June, 1897, for a copy of the advertisement recently published calling for tenders for the carrying of the mail between Danville, in the county of Richmond and St. Camille, in the county of Wolfe, province of Quebec, and of all tenders sent in, giving the names of the tenderers and amount of the tender in each case, the name of the successful tenderer, and the amount at which the contract was let. Presented 28th June, 1897.—*Mr. Ives* *Not printed.*
- 81a. Return to an order of the House of Commons, dated 7th June, 1897, for copies of correspondence and papers cancelling the contract with S. E. Turner, for carrying the mail between Tottenham and Athlone, in the county of Simcoe, province of Ontario. Presented 28th June, 1897.—*Mr. Tyrwhitt* *Not printed.*
- 81b. Return to an order of the House of Commons, dated 17th May, 1897, showing the different mail routes and mail contracts now existing between the town of Annapolis Royal and the town of Liverpool, in the counties of Annapolis and Queen's respectively. The name of each contractor and his bondsmen. The length of each route. The contract price, and whether daily, semi-weekly or tri-weekly. Presented 28th June, 1897.—*Mr. Mills* *Not printed.*
82. Return to an address of the Senate to his excellency the Governor General, dated 21st May, 1897, for a copy of the resignation of S. I. Jones, Esquire, late judge of the county court of the county of Brant, together with all correspondence with any department of the government, in reference to, or in connection therewith; also a copy of all petitions sent to the government praying for the appointment of A. D. Hardy to the position made vacant by the resignation and superannuation of the said Judge Jones. Presented 2nd June, 1897.—*Hon. Sir Mackenzie Bowell* . . . *Not printed.*
83. Return to an address of the Senate to his excellency the Governor General, dated 20th May, 1897, showing the names of all persons who filed claims for fishery bounty, before Stanislaus F. Perry, acting inspector of fisheries for Prince Edward Island, up to the 20th day of April last; also the names of all persons who filed similar claims before James F. White, bounty officer, up to the same date, And also showing the names of all persons who received fishery bounty in the west riding of Prince county, in the months of March and April last. Presented 25th June, 1897.—*Hon. Mr. Ferguson* *Not printed.*

60 Victoria.

Sessional Papers (No. 19.)

A. 1897

DEPARTMENT
OF
MILITIA AND DEFENCE
OF THE
DOMINION OF CANADA
REPORT
FOR THE
YEAR ENDED 31st DECEMBER
1896

PRINTED BY ORDER OF PARLIAMENT



OTTAWA

PRINTED BY S. E. DAWSON, PRINTER TO THE QUEEN'S MOST
EXCELLENT MAJESTY

1897

[No. 19—1897.]

To His Excellency the Right Honourable SIR JOHN CAMPBELL HAMILTON-GORDON, EARL OF ABERDEEN ; Viscount Formartine, Baron Haddo, Methlic, Tarves and Kellie, in the Peerage of Scotland ; Viscount Gordon of Aberdeen, County of Aberdeen, in the Peerage of the United Kingdom ; Baronet of Nova Scotia, etc., etc., Governor General of Canada.

MY LORD,

I have the honour to forward to Your Excellency the accompanying Report of the Department of Militia and Defence of the Dominion of Canada for the year ended 31st December, 1896, which is respectfully submitted.

I have the honour to be,

My Lord,

Your Excellency's most obedient servant,

F. W. BORDEN,

Minister of Militia and Defence.

DEPARTMENT OF MILITIA AND DEFENCE,
OTTAWA, 17th March, 1897.

Militia and Defence.

CONTENTS OF THE REPORT

OF THE

DEPARTMENT OF MILITIA AND DEFENCE

Year ended 31st December, 1896.

PART 1.

	PAGE.
REPORT OF THE DEPUTY MINISTER OF MILITIA AND DEFENCE	vii
APPENDIX NO. 1 TO REPORT OF THE DEPUTY MINISTER:—	
REPORT OF THE DIRECTOR OF STORES.....	1
Clothing and Military Stores.....	1
Ammunition.....	2
Arms.....	2
Harness and Saddlery.....	2
Boards of Survey.....	2
Military Properties.....	2
Deposit Receipts.....	3
Military Museum.....	3
Staff.....	4
A.—Small arm ammunition issued for practice.....	4
B.— do do on repayment.....	5
C.—Gunpowder, etc., used for practice and salutes.....	6
APPENDIX NO. 2 TO REPORT OF THE DEPUTY MINISTER:—	
ENGINEER BRANCH—REPORT OF THE ASST. ARCHITECT.....	7
APPENDIX NO. 3 TO REPORT OF THE DEPUTY MINISTER:—	
REPORT OF THE SUPERINTENDENT OF THE GOVERNMENT CARTRIDGE FACTORY.....	11

PART 2.

REPORT OF THE GENERAL OFFICER COMMANDING THE CANADIAN MILITIA	15
APPENDICES TO REPORT OF THE GENERAL OFFICER COMMANDING:—	
Appendix (A.) Annual Return of Permanent Corps for year ending 30th June, 1896.....	19
Appendix (B.) Return of Certificates granted to Officers, N. C. Officers and Men of the Active Militia in the year ending 30th June, 1896.....	20
Appendix (C.) Return showing the number of Officers, Men and Horses of the Active Militia trained in the year 1895-96 at Local Headquarters.....	21
Appendix (D.) Extract from the Report of the Commandant of the Canadian Detachment selected to take part in the competitions at Sioeburyness, 1896.....	22
Appendix (a.) Annual Return of Permanent Corps of Active Militia for half year ending 31st December, 1896.....	23
Appendix (b.) Return of Certificates granted to Officers, N. C. Officers and Men of the Active Militia for the half year ending 31st December, 1896.....	24
Appendix (c.) Return showing the number of Officers, Men and Horses trained in the year 1896-97 to 31st December, 1896, in District Camps.....	25

	PAGE.
APPENDICES TO REPORT OF THE GENERAL OFFICER COMMANDING :—	
Appendix (d.) Return showing the number of Officers, Men and Horses trained in the year 1896-97 to 31st December, 1896, at Local Headquarters.....	25
Appendix (e.) Return of Musketry in District Camps, 1896-97.....	26
REPORT OF THE COMMANDANT OF THE ROYAL MILITARY COLLEGE TO 30TH JUNE, 1896.....	27

Militia and Defence.

PART I

REPORT

OF THE

DEPUTY MINISTER

DEPARTMENT OF MILITIA AND DEFENCE,
OTTAWA, 6th March, 1897.

The Honourable F. W. BORDEN,
Minister of Militia and Defence.

SIR,—I have the honour to submit the usual annual report of the officers of the Department of Militia and Defence, containing information of what has taken place during the twelve months ending on the 31st December last. It will be seen that according to your instructions this report has been brought down to the 31st December, 1896, thus reverting to the system in operation up to 1892, and not limiting the report to the end of the fiscal year, this last system having been found to work to great disadvantage. The financial part of the report can of course be computed only to the end of the fiscal year, 30th June.

Considerable changes have been effected since last year in the armament of the force. The old Snider rifles are being gradually returned into store and replaced by the new Lee-Enfield. The new rifle has now been issued to the whole of the permanent force and they are being given gradually to the city battalions.

With the new artillery guns, which are expected shortly to arrive, and the Maxim guns which we have received, our force from this date will present a very creditable appearance.

The report of the General Officer Commanding the militia will be found very interesting, and it is gratifying to learn that although he has not had an opportunity as yet of inspecting the whole of our force, still he declares himself satisfied with what he has seen, and I have no doubt that our militia under the direction of this distinguished officer will continue to increase in efficiency.

The report of the Director of Stores gives the details about clothing, arms and equipment issued to the force during the year. The result of the permanent employment during the year of a well qualified saddler tends to show that workshops at certain stations would prove economical, and the establishment of two permanent workshops for repairs to harness and saddlery and general equipment of the force is strongly recommended.

The amount of \$7,155.24 received up to 30th June last for rent of properties which are not at present required for militia purposes has been deposited to the credit of the Receiver General.

A military store building is much needed in Ottawa. The present arrangement is very unsatisfactory. A railway ticket office, a restaurant and waiting room open to the public at all hours during day and night, and a large amount of classified military stores of a value of over \$200,000, are all under the same roof with no insurance on the public property in case of fire.

It will be seen by reading the report of the Superintendent of the Cartridge Factory that the plant in this factory has been completely remodelled to suit the manufacture of the .303 ammunition. This ammunition is now made there and has been proved to be of the best quality.

The following is an abstract statement of the financial affairs of the department for the fiscal year ended 30th June 1896:—

FINANCIAL STATEMENT of the Department of Militia and Defence, for the Fiscal Year ended 30th June, 1896.

EXPENDITURE.

	\$	cts.
Pay of General Officer and Adjutant General	6,064	84
Pay of staff, permanent corps and active militia, including allowances	347,042	58
Annual drill of the militia	98,826	45
Salaries and wages of civil employees	62,999	37
Military properties, works and buildings	102,983	28
Warlike and other stores	30,994	32
Arms and ammunition	1,000,000	00
Clothing and necessaries	55,183	53
Provisions, supplies and remounts	120,326	94
Transport and freight	37,482	85
Grants in aid of Artillery and Rifle Associations and Bands and Military Institutes	34,555	00
Miscellaneous and unforeseen contingencies	13,133	60
Royal Military College of Canada	62,102	26
Dominion Cartridge Factory, including free ammunition for rifle league competitions	38,770	46
Gratuities to officers active military staff placed on retired list	1,606	00
Defence of Esquimaux, B. C.:—		
Dominion contribution towards capital expenditure for works and buildings	121,891	55
Pay and allowance of a detachment of Royal Marine Artillery of Royal Engineers. }		
Major Guy—N. W. T., 1885	1,067	20
Militia in aid of Civil Power, Township of Low P. Q.	1,683	32
Total	2,136,713	55

PENSIONS.

	No.	
Militia—Rebellion, 1885	99	19,202 40
do Fenian Raids, &c	20	2,892 00
do Veterans, War of 1812	2	60 00
do Upper Canada, war of 1812	21	1,760 00
Total		23,914 40

REVENUE.

Casual		1,095 98
Extra ammunition	\$12,350 68	
Stores and clothing	2,326 72	
Miscellaneous	1,002 61	
Rents	7,155 24	
		22,835 25
Royal Military College		19,881 55
		42,716 80

I have the honour to be sir,

Your obedient servant,

C. EUG. PANET, Colonel,
Deputy Minister of Militia and Defence.

AMMUNITION.

Free issues for Practice.

The number of rounds of ammunition ball and blank issued to the Militia for annual practice was 638,430 rounds of ball and 124,850 rounds of blank. (*Vide* Appendix A.)

Issues on Repayment.

The following quantities of "Snider" ball and blank "Martini-Henri," Martini-Metford, Winchester, and Spencer ammunition were issued on repayment during the year, viz., 354,483 rounds of Snider ball, 6,000 rounds Snider blank, 566,639 rounds Martini-Henri, 13,000 rounds aiming tube, 1,850 rounds Martini-Metford, 3,350 rounds Winchester rifle and 200 rounds of Spencer, all the above issued to Militia Corps, and Rifle Associations for target practice and rifle competitions.

The total amount received for these issues, including powder for the noon-gun at Ottawa, was \$12,337.19. (*Vide* Appendix B.)

Powder, shot and shell were issued to field and garrison batteries for annual practice and salutes. (*Vide* Appendix C.)

The Cartridge Factory of Quebec supplied the following during the year:—Shells, common, for 9-pr. R.M.L. gun, 2,148; shells, Shrapnell, 9-pr. R.M.L. 1,144; cups, tin, for 40-pr. R.B.L. gun, 600.

ARMS. .

The arming of the Canadian militia with the new "Lee-Enfield" magazine rifle has necessitated an increase in the staff of armourers, by two expert and up-to-date men from the Imperial service in England, the time of these armourers will be fully occupied in preparing the new rifle for issue and imparting instruction to the other armourers and caretakers in the various military districts.

There is much to be done, and the staff hitherto engaged in the care and repairing of the old rifles, will have their time still further drawn upon, when the issue of the new arm takes place.

So far no armourer has been stationed at London, Ont., or at St. John, New Brunswick. It is now proposed to have one appointed for London, and in the near future it is expected that the service of an armourer will be available for St. John.

HARNESS AND SADDLERY.

The permanent saddler at Toronto has been doing good service during the past year, in making needful and useful repairs to harness and saddlery, which could not otherwise be utilized and which at the moment could not be replaced, a considerable saving has therefore been effected.

It is strongly recommended that workshops be established at Kingston and Quebec for the repair of harness and saddlery.

MILITARY PROPERTIES.

The military properties in the various districts of the Dominion have received as much care and attention as the means at the disposal of the department would admit—and the reports from the officers in local charge show their condition to be fairly satisfactory.

The buildings at the Old Fort, Toronto, however, are fast going into decay. Certain repairs to the main store building are being carried out in the meantime. The erection in the near future of suitable buildings and a powder magazine at this station must become necessary.

Militia and Defence.

The same will apply to Kingston and Halifax, to secure proper care of military stores.

The following statement shows the number of tenants and the amounts received on account of rentals from Military Properties held under lease for the year ended 30th June, 1896.

TENANTS and Rental from 1st July, 1895, to 30th June, 1896.

Number of Tenants.	Station.	Rents Received.	Remarks.
		\$ cts.	
1	... Chatham.....	1 00	
4	... Niagara.....	167 00	
2	... Toronto.....	102 00	
19	... Kingston.....	433 57	
2	... Ottawa.....	3 00	
3	... Montreal.....	531 25	
2	... Isle aux Noix.....	84 00	
2	... St. Johns, Que.....	96 00	
21	... Quebec.....	4,459 00	
24	... Lévis.....	811 25	
9	... New Brunswick.....	202 50	
13	... Nova Scotia.....	263 67	
2	... Prince Edward Island.....	1 00	
104 Total number of tenants.....		
 Total amount of rents received.....	7,155 24	

DEPOSIT RECEIPTS.

The statement underneath will show the amounts received by the Store Branch for Ammunition and Stores issued on repayment, as well as for Military rents during the fiscal year ending 30th June, 1896.

Ammunition.	Military Stores and Clothing.	Miscellaneous.	Rents.	Total amount.
\$ cts.	\$ cts.	\$ cts.	\$ cts.	\$ cts.
12,337.19	2,590 51	47.05	7,155 24	22,129 99

MILITARY MUSEUM.

I regret to state that owing to the increased accommodation required in the Drill Hall at Ottawa by the addition to the establishment of 43rd Battalion, it became necessary to vacate the excellent quarters occupied as a Military Museum. However, the contents were carefully scheduled and for the present stored away until such time as suitable space can be secured. This will likely be provided for in the proposed new military store building which must ere long be acquired for the use of our Dominion stores at Ottawa.

STAFF.

I can once more repeat my remarks of former years in regard to the efficient assistance I have at all times received from those connected with the Store Branch of the service, both at headquarters and the several military districts.

I have the honour to be, sir,

Your most obedient servant,

J. MACPHERSON, Lieut.-Colonel,

Director of Stores and Keeper of Militia Properties.

To the Deputy Minister of
Militia and Defence, Ottawa.

[A.] SMALL ARM AMMUNITION issued for Practice from 1st July, 1895 to
30th June, 1896.

DISTRICTS.	ROUNDS.	
	Ball.	Blank.
Military District No. 1, London	18,400	5,880
do 2, Toronto	178,210	34,910
do 3, Kingston	31,220	5,040
do 4, Ottawa	31,340
do 5 & 6, Montreal	30,120	4,360
do 7, Quebec	76,180	26,020
do 8, St. John, N.B.	10,080	5,040
do 9, Halifax, N.S.	51,180	19,500
do 10, Winnipeg	9,760	5,100
do 11, Victoria, B.C.	14,380	19,000
do 12, Charlottetown, P.E.I.	4,560
Issued to Militia Corps for Rifle League Competitions.	183,000
	638,430	124,850

J. MACPHERSON, Lt.-Colonel,
Director of Stores and Keeper of Militia Properties.

Militia and Defence.

[B.] SMALL ARM AMMUNITION issued on repayment from 1st July, 1895 to
30th June, 1896.

Military Districts.	Rounds.	Amount.
		\$ cts.
Military District No. 1, London.....	43,220	571 86
do 2, Toronto.....	248,037	2,985 00
do 3, Kingston.....	20,500	259 43
do 4, Ottawa.....	194,841	2,940 64
do 5 & 6, Montreal.....	106,812	1,305 50
do 7, Quebec.....	47,000	474 00
do 8, St. John, N.B.....	59,735	828 50
do 9, Halifax, N.S.....	54,817	702 52
do 10, Winnipeg.....	104,230	1,305 49
do 11, Victoria, B.C.....	40,900	596 80
do 12, Charlottetown, P.E.I.....	25,430	367 45
Total.....	945,522	12,337 19
	Rounds.	
Snider—Ball.....	354,483	
Blank.....	6,000	
Martini-Henry—Ball..	566,639	
Aiming tube.....	13,000	
Martini-Metford—Ball.....	1,850	
Winchester—Ball.....	3,350	
Spencer—Ball.....	200	
Total.....	945,522	

J. MACPHERSON, Lt.-Colonel,
Director of Stores and Keeper of Militia Properties.

[C.] RETURN of Gunpowder and Friction Tubes issued for Practice and Salutes
from 1st July, 1895 to 30th June, 1896.

Military Districts.	Stations.	Corps.	Gun-powder.	Friction Tubes.
			Lbs.	No.
No. 1.....	London.....	Field Batteries of Artillery.....	478½	1,025
No. 2.....	Toronto.....			
No. 3.....	Kingston.....	Field and Garrison Artillery, Royal.....	2,103½	2,095
		Military College and Royal Canadian Artillery..		
No. 4.....	Ottawa.....	Ottawa Field Battery and Salutes.....	450½	363
Nos. 5 & 6	Montreal.....	Field and Garrison Artillery and Salutes.....	294	325
No. 7.....	Quebec.....	do do.....	3,705	1,300
No. 8.....	St. John, N.B.....	do do.....	1,160½	566
No. 9.....	Halifax, N.S.....	Field and Garrison Artillery.....	51	75
No. 10.....	Winnipeg.....	Winnipeg Field Battery and Salutes.....	466½	487
No. 12.....	Charlottetown, P.E.I.	Field Battery and Salutes.....	460	115
		Total.....	9,170	6,351

J. MACPHERSON, Lt.-Colonel,
Director of Stores and Keeper of Militia Properties.

Militia and Defence.

APPENDIX No. 2

TO

REPORT OF THE DEPUTY MINISTER

OF

MILITIA AND DEFENCE.

REPORT OF THE ARCHITECT.

DEPARTMENT OF MILITIA AND DEFENCE,
ENGINEER BRANCH,
OTTAWA, 30th June, 1896.

SIR,—I have the honour to transmit herewith the report upon the works and repairs made to the military buildings and fortifications under control of this department from the 1st July, 1895, to the 30th June, 1896.

The usual general repairs to the barracks of the Royal Canadian Dragoons, Royal Canadian Artillery, and Royal Regiment Canadian Infantry were carried out by the men of the corps, and the annual amount of lumber for the necessary repairs has been supplied.

LONDON.

The barrack fence at this station was thoroughly repaired, and several small parts supplied to the cooking range in the men's cook house.

TORONTO.

The stables of "A" Squadron, Royal Canadian Dragoons, have been refloored and repaired generally.

KINGSTON.

A pumping windmill was erected on Barrielfield Common for the use of the corps in camp.

Tete de Pont Barracks.—The ceiling in the centre passage, block "C" was renewed in wood. The chimney of hospital was repaired, and the cooking ranges in men's cook house were thoroughly overhauled and repaired.

The armouries of the 14th Battalion were fitted up in Artillery Park Barracks. The roof of store building and fence at store yard were repaired.

Royal Military College.—The usual general repairs were made to the several buildings on the monthly barrack inspection report.

OTTAWA.

Drill shed.—The Princess Louise Dragoon Guards' quarters were repaired and fitted up with electric light. New eave troughs were placed on this building, and small repairs made to chimneys and sink. The floor of main hall was renewed. The 43rd Battalion armouries were placed in the old museum, the whole painted and thoroughly fitted up.

The manège at the back of drill shed was cleaned up, and the entrance to shed gravelled.

The caretaker's house, Nepean Point, was painted inside and outside, and water pipes repaired.

Old Militia Stores.—The south gable was repointed, and door frames reset. The roof also was repaired.

A number of trees were planted in Cartier square.

PRESCOTT.

The drill shed and armouries have been repaired.

Fort Wellington.—The block house was pointed, and the wood work painted. The walls at the main gate way were taken down and rebuilt. The entire walls were pointed. The officers' quarters were repaired and plastered. A pump and platform were repaired.

MONTREAL.

Drill shed.—A new floor was laid in the main hall, and gun shed. The roof was renewed in galvanized iron. Five æolian ventilators, four feet in diameter, have been placed on the roof. The roof trusses, and inside of roof sheeting has been thoroughly painted. The field battery gun shed has been sheeted and fitted up. The old engineer quarters were fitted up for No. 1 troop, 6th Hussars' armoury. The heating apparatus in the different armouries was overhauled and repaired.

Minor repairs were made to the caretaker's quarters, Papineau Road Cemetery, owing to fair wear and tear.

The markers' butts at Côte St. Luc rifle range were thickened and resodded.

ST. HELEN'S ISLAND.

The roof of blue block was repaired, and the foundation of stone block underpinned. The stores building was repaired, and the drains overhauled.

QUEBEC.

Citadel.—The facings of a number of casemates were rebuilt and tied in. The drains and water pipes leading to No. 1 wash house were overhauled, and the wells repaired. The fortification walls were partially pointed and repaired generally.

Cartridge Factory.—The different buildings included in the cartridge factory have been repaired generally both inside and outside. Besides the minor repairs, the work shop has been thoroughly fitted up. W.C's placed in the factory, and the motor room and foundry repaired. Electric light was placed in the factory, and a velocity room fitted up for the testing of powder. A chimney on the laboratory was also repaired. The cellars were thoroughly drained.

"A" Magazine was repaired, and part of the boundary wall rebuilt.

The floor in "E" Magazine store was repaired.

The casemates in Richmond bastion were repaired.

The cavalier cells and store buildings were repaired.

The heating apparatus in married men's quarters was overhauled and repaired.

Captain Pelletier's quarters in Artillery Park were repaired generally.

The roof of "B" Field Battery barracks was repaired.

The fences steps and walls of militia stores were repaired.

A chimney on Major Farley's quarters was rebuilt.

A latrine at the back of the brigade offices was removed, and the pit filled up.

The drainage in men's quarters, old hospital building, St. Louis St., was overhauled and repaired.

Militia and Defence.

LEVIS.

A bridge leading to No. 3 Fort, was rebuilt.

FREDERICTON, N.B.

Minor repairs were made to the ranges in the mens cook house.

SUSSEX, N.B.

A new building has been erected on the military camp grounds for the Caretaker.

HALIFAX, N.S.

A new drill shed is now being erected here by the Department of Public Works.

I have the honour to be, sir,

Your obedient servant.

FRED. W. WHITE,

Asst. Architect, M. and D.

The Deputy Minister,
Militia and Defence.

Militia and Defence.

APPENDIX No. 3

TO

REPORT OF THE DEPUTY MINISTER

OF

MILITIA AND DEFENCE.

GOVERNMENT CARTRIDGE AND SHELL FACTORY, QUEBEC,

SUPERINTENDENT'S REPORT FOR THE YEAR 1896.

SIR,—I have the honour to report on the operations of the Government cartridge and shell factory, for the year 1896, as follows:—

Our manufacturing operations have been confined to '303" cordite ball cartridge, as well as common and shrapnel shells for 9 Pr. R.M.L. guns, and tin obturating cups for R.B.L. guns.

CARTRIDGE FACTORY.

The plant used for the manufacture of Martini-Henry ammunition has been overhauled and put in good order in case it should be necessary to turn out this kind of ammunition. The machines belonging to this plant which could be converted for the manufacture of '303" cartridges, have been altered accordingly and are now in operation together with the new machinery specially purchased for this purpose.

During the time I was away on duty in England, I received instructions to obtain information concerning the relative advantages of cordite and other smokeless explosives offered for sale. I was enabled through the kindness of the High Commissioner in London to have access to the War Office documents relating to exhaustive and costly experiments carried out by the Imperial and Indian governments, thereby saving a considerable amount of time and money, for with the limited means and facilities at our disposal here, it would have been impossible to obtain the valuable information therein contained. The superintendent of the Royal Laboratory, Woolwich, was at the same time good enough to allow me to make use of the proof range and instruments in the Royal Arsenal for the purpose of making some additional experiments. I had the honour to submit to you a report on the above on the 26th February, 1896, resulting in the definite adoption of cordite for use with our small arms of '303" calibre.

The cordite now in use here is manufactured at the Royal Gunpowder Factory, Waltham Abbey, England, and has so far given satisfactory ballistic results. As a large number of small-arms of '303" calibre have been purchased for the re-arming of the militia, and as the accuracy of these arms is as yet comparatively little known here, a few diagrams of proof of ammunition manufactured in this establishment are attached to this report. These diagrams have been selected from proofs made, to cover as long a period of time as possible from beginning of manufacture to date of writing, and may be taken as representing the average performance of the new weapons. A comparison of these diagrams with the ones published in the annual report for 1885 for Snider and Martini-Henry ammunition, will show at a glance

the immense increase in accuracy. The cordite received from England has been subjected to the necessary chemical and ballistic tests before loading.

It was found necessary to purchase a new chronograph and to re-build the velocity range. The old instruments had been in use for about fourteen years, and the measurements obtained with them were so irregular and misleading that good work could not be done with them.

The new instruments of the le Boulengé pattern, as modified by Major Holden, R.A., have been mounted on a stone pedestal in a room especially prepared for the purpose in the factory buildings, and have given excellent satisfaction.

At the laboratory several alterations have been made to provide the greatest possible protection against accident to persons employed in the danger buildings. The table for mixing detonating compositions by hand has been replaced by a machine, in using which the operator is amply protected should an explosion occur. The drums for filled caps and mealing gunpowder have been isolated by means of heavy rope mantlets specially made for this purpose.

All the machines in this department belonging to the Snider or Martini Henry plant, that could be utilized for the manufacture of '303' have been altered locally, avoiding the expense of purchasing new apparatus. The accuracy proof of small-bore ammunition necessitated the erection of a small building on the proof range at the Cove Fields. The system used with Snider and Martini-Henry ammunition consisted in observing the hits on the target from the firing point with a powerful telescope, which could easily be done as these soft bullets made a large splash on the target. Not so, however, with the little '303' bullet, the mark of which can only be found with difficulty, and should the point of impact be in a joint between the plates, is quite invisible at 500 yards. The new bullet proof building was therefore placed a short distance in front of the targets where the shots can be seen plainly with the naked eye. The output of the factory has been considerably restricted by the introduction of the new plant. Before putting this plant into full operation it has been necessary to manufacture a large amount of tools and gauges, also duplicates of the standard gauges sent from England. The old machinery that could be adapted for the purpose had also to be modified as already stated in the beginning of this report. In addition to the above, a complete set of machines for testing components of the cartridge at various stages of manufacture had to be made. All this takes a great deal of time, and having only a small staff of machinists, our resulting output has of course been much affected. The production is at present about 10,000 per day, and it is expected that with a full complement of machinists and operatives this amount will be doubled. We have had in addition the difficulty common to all establishments undertaking a new manufacture, namely, the instruction and breaking in of the "personnel" to the new methods, during which time less work was done than now that all are familiar with their respective duties.

An order was given last winter to put the Martini-Henry plant at work to supply the ammunition of this description required for the Dominion Rifle Association, and the necessary material was ordered from England. The delay in getting out the material was, however, so great, that the idea had to be abandoned, and the cartridges used at the last matches of the Association were purchased in England.

To meet the increasing work of the factory, two 14 inch engine lathes, and one small universal milling machine were purchased from Messrs. J. Bertram & Sons, of Dundas, Ontario, and have given every satisfaction.

The manufacture of '303' smokeless blank cartridge has not yet been taken up. Should it at any time be necessary to do so, the plant used for the manufacture of ball cartridge can be modified and adapted for the purpose. A special kind of cordite for loading these cartridges will have to be imported, as the cordite used with ball cartridge is not suitable for blank.

All the plant is in good order, with the exception of a large annealing furnace built from plans got out from England; this furnace is in bad repair, and it is proposed to replace it by one of a more economical pattern and better suited to our requirements.

A few minor repairs to buildings were carried out during the year.

Militia and Defence.

It has been found necessary to dispense with the services of the foreman of the cartridge factory and to obtain a competent man to replace him from the Royal Arsenal, Woolwich.

SHELL FACTORY.

The "personnel" of this factory has been increased and the foundry enlarged; the output will accordingly be much greater. The manufacture of 9 Pr. R.M.L. common and shrapnel shells has been carried out during the year, as well as that of tin cups for R.B.L. guns. The amount of work turned out has been amply sufficient to replace current expenditure. The following new machinery has been purchased from Messrs. J. Bertram & Sons:—

2 16 inch engine lathes,
2 brass finishers' lathes,
1 drill press,
1 emery grinder.

The brass furnace has been enlarged and re-built and a new core drier erected. The firing test of artillery projectiles was carried out at the Island of Orleans during the summer. An order was received some time ago to discontinue this test, but it does not seem advisable to go on manufacturing indefinitely without testing a small proportion of shells in this manner.

In consequence of the introduction of breech-loading guns for the field artillery, it would seem advisable to consider the manufacturing of projectiles for these arms. All the interior parts of these shells such as bushes, diaphragms, tin cups, &c., can be turned out with the machinery we are now using for R.M.L. projectiles. The only additional expense would be the purchase of a small plant for the production of steel of which the bodies of these shells are made.

Some additional chemical apparatus is required and would be of great benefit; it is therefore recommended that the small amount required for this purpose be included in next year's estimates.

The appropriation voted by Parliament for this establishment is insufficient to enable us to produce the same quantity of "303" ammunition as has been manufactured in the past for the Snider and Martini-Henry rifles.

The cost of the new cartridge in England is about 50 per cent greater than that of the Martini-Henry rolled case, but this was not taken into account in preparing the last estimates. Our working hours have at the same time been reduced from 10 to 8 per day, entailing a loss of one-fifth of the time we formerly had at our disposal. It cannot therefore be expected that we shall be able to meet the demand for ammunition under present conditions, and it is strongly recommended that this important question should receive earnest consideration.

I have to record my appreciation of the faithful services rendered by the staff and employees during the past year.

I have the honour to be, sir,
Your obedient servant.

F. M. GAUDET, Capt. R.C.A.,
Superintendent.

To the Deputy of
The Honourable the Minister of Militia and Defence,
Ottawa, Ont.

Militia and Defence.

PART 2.

REPORT

OF THE

MAJOR GENERAL

The Honourable
Minister of Militia and Defence.

OTTAWA, 31st December, 1896.

I have the honour to submit my first report on the Canadian Militia.

It is dated 31st December, 1896, as, with your approval, we have reverted to the former system of reporting on what has taken place during the year itself.

Of late years it has been the custom to issue these reports in accordance with the financial year, but the disadvantage of this has been that reference was made to proceedings which had long previously taken place: whereas by making a report in each year for the year itself, it will be more readily seen and understood.

THE PERMANENT FORCE.

I have been pleased with the general condition of the permanent force: with its discipline and general efficiency. I look upon the permanent corps as absolutely necessary, both in the way of training and example, to the efficiency of the active militia, and I have been pleased to observe in all ranks of the permanent force a keen desire to have a greater use made of them for the benefit of the active militia.

It is my strong hope and intention to avail myself of this desire, and to make larger calls upon them than have been made hitherto. In my opinion, all ranks should be capable of acting as instructors in their several degrees.

To attain this it may be necessary to offer inducements to men to remain in the service, and I propose therefore, before long, to submit to you a scheme whereby inducements to remain, in the shape of some provision on retirement, could be made with no undue cost to the public.

SCHOOLS OF MILITARY INSTRUCTION.

As will be seen by my preceding remarks, these schools of instruction are a vital necessity to the militia generally.

On the whole I have been satisfied with the work done; in some places the benefits have been more apparent than in others.

I am satisfied that where members of the active force are able to go for a time into residence at a school, and work there for a certificate, the certificate thus gained is of far more lasting value than one gained at a provisional school.

But as I am also aware that many members of the active force are unable to leave their civil occupations to go to a school at a distance, I have endeavoured to meet this want by bringing the means of instruction within reach by means of provisional schools.

This has been tried with marked success during the past year, in several places, and it is my intention largely to extend this in the future.

THE ACTIVE MILITIA.

Owing to circumstances there were no camps until the autumn, and as these had been decided upon late in the season, only a portion of the force elected to come out at that time, consequently I was not able to see more than a limited portion of the whole force, but on the whole I was satisfied.

There was a marked difference between corps, and I could not but trace the reason for this difference to lie in the tone and example, first, of the immediate commanding officer of the corps, and next, in that of the officer commanding the district to which the corps belonged.

Where these two officers were keen and earnest the corps were good, but I repeat, that on the whole, I was satisfied, especially considering that most of the corps I saw had not attended camps for two or more years.

Both at Niagara and London I was particularly struck with the earnest desire to make the very most of the training, discernible on the part of all ranks.

In the cavalry certain changes in organization have been introduced by the adoption of the squadron system. This course was found necessary in order to modernize the instruction of this arm, in accordance with the principles laid down in the Imperial Cavalry Drill Book, which is based upon that system of organization.

In the artillery the commencement has been made of raising the field batteries from four guns to the proper service establishment of 6 guns, thus following the lead of the armies of the world, none of which have less than six guns.

The one principle, which I look upon as of vital necessity to the whole force, is that the whole force shall be drilled annually. This should be so firmly established that nothing can alter it. It is of no use to grant it for one year and take it away the next. It touches at the root of all efficiency; better far to reduce the force to one half, and make them efficient by annual drill, than to have double or treble the force on paper, and only call them out once every second or third year.

The city corps, take them as a whole, certainly show an earnest desire to utilize to the fullest extent possible all means of training within their power, but they suffer from having few opportunities of camp training, or of practical field work.

I propose to remedy this wherever possible, by instituting camps in the immediate neighbourhood of towns, where men could pass the nights, returning to their civil duties during the daytime, and putting in an hour or so of good work in early morning, and again in the evening. Great benefit would result, I think.

ARMS AND MUNITIONS OF WAR.

It was decided early in the year to re-arm the militia, and for that purpose the Q.M.G. was sent to England to consult with the highest authorities as to the description of weapons to be purchased.

After very grave consideration a decision was arrived at, and I venture respectfully to record here my gratitude for the liberal spirit in which my advice was received by both sides of the House. As a result the very latest patterns of arms and munitions of war were ordered, full details of which were announced in the House by the then Minister of Militia.

The rifles ordered have nearly all arrived, and a proportion were issued to the active militia for the fall camps. The permanent corps as instructors to the militia have all been armed with them. Also an advance issue has been made for instructional purposes to most of the city corps. But the cleaning and marking is necessarily a slow process; it is being proceeded with as rapidly as possible, but before these arms can be issued regularly, I must be thoroughly satisfied that the arrangements for their repair and their proper care are satisfactory.

I intend very shortly to lay before you for consideration proposals with regard to this.

Militia and Defence.

FIELD ARTILLERY GUNS AND EQUIPMENT.

It is hoped that the new guns will shortly arrive, but it will be necessary to bear in mind that the arrival of these, and the change of establishment from 4 to 6 guns per battery will entail increased gun-shed accommodation.

It must also be borne in mind that the purchase of these six batteries of modern breech loading guns means the deliberate adoption of the principle that the field artillery is to be re-armed as well as the infantry. The new batteries will suffice to arm about "one-third" of the field artillery.

It will be disastrous to call a halt half way through the work, and it must be definitely held in view that the whole of the field artillery should receive new guns as soon as possible.

I have no hesitation in saying that the efficiency which they have maintained entitles them to demand this. The present muzzle-loading guns which will be discarded can be advantageously used for other definite purposes of less importance.

RIFLE RANGES.

The adoption of the new rifle has largely increased the difficulty of finding suitable ranges.

While the distance to which the Lee-Enfield throws its bullet is not largely superior to that of the Martini, yet its penetration is so much greater that far more protection is required in marker's butts, and in the thickness in stop-butts.

This matter is under careful consideration, especially as regards the more important ranges of the country. A new range is greatly needed at Ottawa.

The ranges at London, Kingston and Toronto are already safe. The other main ranges can, and must, be made so.

At the same time I do not propose to cause the distances at which shooting takes place to be increased.

The shooting of the militia as a whole is not yet what it should be, I can see no object in practising firing at long ranges, until satisfactory results are obtained at the shorter ones.

CLOTHING AND EQUIPMENT.

Great consideration has been given during the past year to the whole subject of clothing and equipment, and I look forward to very great improvements in the whole system. A serviceable equipment is still one of our greatest needs. Saddlery is in a very defective condition: much of that in hand is worn out, and there is no reserve whatever. As regards clothing, many great improvements have already taken place, and I trust to improve still further. New patterns, all in practical conformity with those used in the Imperial Service, have been adopted, and greater uniformity leading to economy has been secured. Sealed patterns have been carefully revised, and a better system of inspection adopted so as to secure that the contracts come up in all respects to the sealed patterns.

A large quantity of serge clothing has been ordered, and regiments have been encouraged to substitute serge jackets for cloth tunics: the former being more serviceable, better wearing and cost less. It is hoped that should the proposals already made with regard to the measures necessary for the proper care of the new rifle be carried out, that the same system may be extended to the care of clothing, in which case I am confident that not only will clothing last longer, but it will be kept in better condition than at present.

BARRACKS.

There is no change in the amount of accommodation from that available last year. The votes for necessary repairs and new constructions have for the last year or two been seriously curtailed, with the result that the expenditure of a considerably

larger sum of money than otherwise would have been the case, is now necessary, besides small repairs, the following large ones are required.

TETE DE PONT BARRACKS, KINGSTON.

Repairs throughout: but these barracks are so out of repair altogether that I cannot but look on mere patching up as a waste of money. I believe that if the site and present buildings were sold the money thus gained would go far towards erecting new barracks on the Government property adjoining.

CITADEL QUEBEC.

Large repairs to gateway, walls, and ditches, are seriously needed.

Much economy has resulted, in the case of the barracks occupied by the permanent corps, by the adoption of the plan of placing a small sum at the disposal of the commanding officer in each barracks, for the immediate execution of small and urgent repairs, such as would suffer from the delay entailed by reference being made to headquarters. This expenditure is of course subject to subsequent audit and sanction at headquarters in the usual way.

ROYAL MILITARY COLLEGE.

A new commandant having been appointed, I do not propose to hamper him in this paper with any recommendations of mine, suffice it to say that from conversation with him, I am satisfied that all his views are in the right direction for the general improvement of the college. But I would add that the one thing especially needed is to hold out to parents a reasonable prospect of professional openings for their sons, both as regards commissions in the permanent corps, and also suitable openings in the other branches of government employ.

The practice of crowning the course of instruction at the college by the execution of an extended survey, by selected graduates, working under the superintendence of the professor of military surveying, has been followed again this year with satisfactory results.

ORGANIZATION AND STAFF.

As already urged by my predecessor, one of the greatest needs of the militia is a systematic organization throughout the whole service. No force which consists merely of a number of individual units such as regiments, battalions, and batteries with no organized staff and without those departments which clothe, feed, arm, nurse, and pay an army in the field, can be looked upon as a force available for war.

I intend to submit proposals to remedy this for your consideration before long.

W. J. GASCOIGNE,

Major-General commanding Canadian Militia.

Militia and Defence.

(APPENDIX A.)

ANNUAL RETURN of Permanent Corps of Active Militia (Non Commissioned Officers and Men) for the year ending 30th June, 1896.

Name of Corps.	Authorized Establishment.	Strength on June 30, 1895.	Strength on June 30, 1896.	Become Non-effective.								Enrolled.					Composition of present Contingent as to length of service.				Serving with Pension from Imperial Government.
				Discharged by Pursu- chase.	Discharged Unsu- itable.	Discharged Invalided.	Discharged—Time Expired.	Deserted.	Died.	Transferred.	Total.	Enlisted.	Re-enlisted.	Transferred.	Returned from De- sertion.	Total.	Under 1 year.	1 to 2 years.	2 to 3 years.	Over 3 years.	
Royal Canadian Dragoons.....	122	120	120	12	10	4	5	26	2	59	46	2	2	7	57	39	27	24	30	2	
Royal Canadian Artillery.....	323	320	315	11	20	2	17	40	1	92	74	1	1	11	87	57	68	72	118	8	
Royal Regiment of Canadian Infantry.....	304	305	297	19	6	7	18	19	3	74	55	2	2	9	66	55	57	58	127	4	
Total.....	749	747	732	42	36	13	40	85	4	225	175	5	27	210	151	152	154	275	14		
Increase in 1895-96.....								1										60			
Decrease in 1895-96.....	323	157	15	11	18	3	21	137		47	418	64	11	276	53	26				5	

M. AYLMER, Colonel,
Adjutant General.

(APPENDIX B.)

RETURN of Certificates granted to Officers, N.-C. Officers and Men of the Active Militia in the year ending 30th June, 1896.

Arm and Station.	Long Course.		Short Course.		Special Course.				Trumpeters' Course.			Total.	Remarks.				
	A.		B.		A.		B.										
	1st	2nd	1st	2nd	1st	2nd	1st	2nd	1st	2nd	3rd						
Cavalry, Toronto			3	2	8	7	1	13	5	2			3	2	1	47	23 Infantry.
do Winnipeg					5	1	6	11	4	3			2	5	3	40	
Artillery, Kingston	1		2		1		13	4	1					5		27	
do Quebec					3		31	10	3	1						48	
Infantry, London					7	35	5	37						11		95	
do Toronto	2	2	5		3	24	4	67	12	14						133	
do St. Johns			4	4	4	7	8	22	15	10						74	
do Fredericton					4	7	14	40	3	6						74	
Total	3	2	14	6	35	81	82	204	43	36			5	23	4	538	
Increase, 1895-96		1		2	16	53		36	25				4	23	3	163	
Decrease, 1895-96			3				3			3						9	
Net increase, 1894-5																154	

M. AYLMEY, Colonel,
Adjutant General

Militia and Defence.

(APPENDIX C.)

RETURN showing the Number of Officers, Men and Horses of the Active Militia trained in the Year 1895-96 at Local Headquarters.

Military District.	Authorized Establishment called out.			Received 12 days training			Received under 12 days training.			Untrained.		
	Officers.	N. C. Officers and Men.	Horses.	Officers.	N. C. Officers and Men.	Horses.	Officers	N. C. Officers and Men.	Horses.	Officers.	N. C. Officers and Men.	Horses.
No. I	63	639	94	42	548	87				21	91	7
II	202	2,157	281	177	2,108	276		2		25	47	5
III	91	944	70	65	859	69		2	1	26	83	
IV	59	743	103	50	657	95	1	32	7	8	54	1
V	164	1,737	49	136	1,600	49		23		28	114	
VI	24	291	32	21	249	32		6		3	36	
VII	86	911	122	65	903	117		1	1	21	7	4
VIII	62	651	62	58	565	62		8		4	78	
IX	98	1,488	37	90	1,168	37	2	20		6	300	
X	47	616	147	32	315	138				15	301	9
XI	36	587		24	376					12	211	0
XII	25	252		21	236					4	16	
Totals	957	11,016	997	781	9,584	962	3	94	9	173	1,338	26

M. AYLMER, Col.,
Adjutant General.

(APPENDIX D.)

EXTRACT from the Report of the Commandant of the Canadian Detachment, selected to take part in the annual competitions held by the National Artillery Association of England, at Shoeburyness, 1896.

1. The detachment consisted of—

Lieut.-Col. F. M. Cole, 2nd Regt. C. A., Commandant

Captain R. Myles, 9th Toronto F.B., Adjutant.

1 Sergt.-Major

4 N.C.O. and men } Royal Canadian Artillery.

8 " " Field Batteries, Can. Artillery.

14 " " Garrison Coys., " "

2. The detachment assembled at Quebec, and attended a preliminary course of instruction at the Royal School of Artillery, from the 2nd to the 14th July; sailed on the 15th; arrived at Shoeburyness on the 25th, and joined in the competitions from the 3rd to the 7th August.

3. The following competitions were participated in by the Canadian detachment.

Position Artillery.

(a.) Single gun competition, 16 pr. R.M.L. gun.

(b.) Disabled ordnance.

Garrison Artillery.

(c.) Group firing (ranging) 64 pr. R.M.L. guns.—4TH PLACE.

(d.) Group firing (moving target) 64 pr. R.M.L. guns.—3RD PRIZE.

(e.) Single gun competition 64 pr. R.M.L. gun.

(f.) A. and B. Shifting ordnance.—3RD PRIZE.

(g.) Londonderry Challenge Cup.—1ST PRIZE.

(h.) H. E. The Governor General of Canada. Cup.

(i.) Queen's prize—aggregate of (c.) and (d.) Garrison Artillery. 1ST PRIZE.

D. T. IRWIN, Lieut.-Col.

A. D. G. Artillery.

Militia and Defence.

(APPENDIX A.)

ANNUAL RETURN of Permanent Corps of Active Militia (Non-Commissioned Officers and Men) for the half year ending 31st Dec., 1896.

Name of Corps.	Authorized Establishment.	Strength on June 30, 1896.	Strength on Dec. 31, 1896.	Become Non-effective.								Enrolled.					Composition of present Contingent as to length of service.				Serving with Pension from Imperial Government.
				Discharged by Purchase.	Discharged Unavailable.	Discharged Invalided.	Discharged—Time Expired.	Deserted.	Died.	Transferred.	Total.	Enlisted.	Re-enlisted.	Transferred.	Returned from Desertion.	Total.	Under 1 year.	1 to 2 years.	2 to 3 years.	Over 3 years.	
Royal Canadian Dragoons	135	120	129	8	6	1	5	13	0	3	36	34	3	2	6	45	51	18	24	36	2
Royal Canadian Artillery	317	315	318	4	12	2	9	14	5	1	47	33	4	1	12	50	65	41	80	132	7
Royal Regiment of Canadian Infantry	296	295	291	5	1	4	12	20	1	2	45	36	0	1	4	41	56	29	66	140	5
Total	748	730	738	17	19	7	26	47	6	6	128	103	7	4	22	136	172	88	170	308	14

M. AYLMER, Colonel.
Adjutant General.

(APPENDIX B.)

RETURN of Certificates granted to Officers, N.C. Officers and Men of the Active Militia for the half year ending 31st December, 1896.

Arm and Station.	Long Course.		Short Course.		Special Course.		Trumpeters' Course.			Total.	Remarks.			
	A.	B.	A.	B.	A.	B.	1st	2nd	3rd					
	1st	2nd	1st	2nd	1st	2nd	1st	2nd	3rd					
Calvary, Toronto..	1	2	2	2	2	5	6				20			
do Winnipeg			*1	*5							1	7 * Infantry.		
Artillery, Kingston.	1	1	3	2	1				1		9			
do Quebec			1	1	1	2		1	1	1	8			
Infantry, London..			4	4	1	14	2	9			34			
do Toronto..	1	2	2	3	4	25	4	13	1		55			
do St. Johns		3	2	1	3	7	12	5	5		38			
do Fredericton			1	2	2	22	2				29			
Total.....	3	8	2	15	17	19	76	19	35	1	1	2	2	200

M. AYLMER, Colonel,
Adjutant General.

Militia and Defence.

(APPENDIX C.)

RETURN showing the number of Officers, Men and Horses trained in the Year 1896-97, to 31st December, 1896, in District Camps.

Military District.	Authorized Establishment called out.			Received 12 days training.			Received under 12 days training.			Untrained.		
	Officers.	N. C. Officers and Men.	Horses.	Officers.	N. C. Officers and Men.	Horses.	Officers.	N. C. Officers and Men.	Horses.	Officers.	N. C. Officers and Men.	Horses.
No. I.	91	966	11	73	946	11				18	20	
II.	155	1,638	20	121	1,633	20	2	1		32	4	
III.	78	749	213	57	744	208		3		21	2	5
V.	124	1,211	220	100	1,105	206	1	12	1	23	94	13
VI.	79	798	12	50	634	7				29	164	5
VII.	124	1,262	19	98	1,232	19				26	30	
VIII.	65	722	328	58	650	323		2		7	70	5
IX.	187	1,971	103	155	1,837	63		9		32	125	40
XII.	48	451	4	42	404	4		1		6	46	
Total.	951	9,768	930	754	9,185	861	3	28	1	194	555	68

M. AYLNER, Col.,
Adjutant General.

(APPENDIX D.)

RETURN showing the number of Officers, Men and Horses trained in the Year 1896-97, to 31st December, 1896, at Local Headquarters.

Military District.	Authorized Establishment called out.			Received 12 days training.			Received under 12 days training.			Untrained.		
	Officers.	N. C. Officers and Men.	Horses.	Officers.	N. C. Officers and Men.	Horses.	Officers.	N. C. Officers and Men.	Horses.	Officers.	N. C. Officers and Men.	Horses.
No. I.	45	420	7	32	324	6	4	57		9	39	1
II.	165	1,764	20	143	1,758	20		6		22		
III.	79	798	12	55	716	11	1	63		23	19	1
IV.	52	617	8	43	537	7		58		9	22	1
V.	157	1,664	20	135	1,519	20	2	63		20	82	
VI.	6	73	29	6	63	29					10	
VII.	15	205		12	205					3		
VIII.	57	599	53	50	511	53	5	14		2	74	
IX.	92	1,415	8	82	962	8	3	225		7	228	
X.	10	120	122	8	98	98		11	11	2	11	13
XII.	12	195		8	143			1		4	51	
Total.	690	7,870	279	574	6,836	252	15	498	11	101	536	16

M. AYLNER, Col.,
Adjutant General.

(APPENDIX E.)

RETURNS of Musketry in District Camps, 1896-97.

Military District and Site of Camp.	Corps.	Corps figure of merit.	Rank and Name of Best Shot.	Score.	Remarks.
No. 1 London.	21st Battalion	22 22	Sergeant Kerr	61	Best shot in camp.
	22nd do	21 73	Sergeant Leonard	58	
	30th do	24 83	Private A. Justice	67	
No. 2 Niagara.	12th do	23 21	Sergeant G. Brooks	35	Best shot in camp.
	31st do	23 09	Sergeant Spence	36	
	35th do	25 34	Private G. Srigley	37	
	37th do	24 38	Private A. Bertram	35	
	39th do	22 51	Private T. Armstrong	35	
No. 3 Kingston.	4th Hussars	63 75	Sergeant Leatherland	71	Best shot in camp.
	45th Battalion	55 13	Private McLean	66	
	47th do	48 07	Sergeant Marks	73	
No. 5 Laprairie.	6th Hussars	46 03	Corporal Wadsworth	66	Best shot in camp.
	11th Battalion	37 62	Private Blair	71	
	50th do	27 65	Private Gendreau	55	
No. 6 St. Johns, Que.	76th do	34 49	Private Walsh	56	Best shot in camp.
	85th do	37 06	Private Kerringer	64	
	52nd do	21 85	Private L. Magoon	65	
	55th do	25 74	Sergeant Major Allen	73	
	80th do	20 78	Private R. Dubois	51	
No. 7 Levis.	17th do				Firing not completed
	81st do	28 68	Private J. Hamel	60	Firing not completed
	87th do				do do
No. 8 Sussex.	88th do				do do
	92nd do	26 30	{ Private J. Chabot. Private J. Demers. }	53	Equal.
No. 9 Aldershot.	8th Hussars	53 75	Sergeant S. Theal	78	Firing not completed do do
	Kings C. Hussars				
	68th Battalion				
No. 12 Charlottetown, P. E. I.	69th do	40 19	Sergeant Major Daniels	73	Firing not completed
	72nd do				
	75th do	30 33	Sergeant L. Messer	63	
	78th do	33 26	Sergeant A. Frazer	75	
	93rd do	48 34	{ Sergeant J. Christie. Sergeant E. McKay. }	75	
No. 12 Charlottetown, P. E. I.	4th P. E. I. Regt		Corporal J. Morrison	60	Equal.
	82nd Battalion	10 62	Sergeant McDuff	75	

M. AYLMEY, Colonel,
Adjutant General.

Militia and Defence.

ROYAL MILITARY COLLEGE OF CANADA.

From the Commandant, Royal Military College of Canada, to the President, Royal Military College of Canada.

KINGSTON, Ont., 2nd July, 1896.

SIR,—I have the honour to transmit herewith my annual report on the Royal Military College of Canada for the year ending 30th June, 1896.

I have, &c.,

D. R. CAMERON,
Commandant.

ANNUAL REPORT OF THE ROYAL MILITARY COLLEGE OF CANADA.

30th June, 1896.

The warm interest taken in Canada and in the Royal Military College here by Her Majesty the Queen, has again been marked now by the bestowal, on the graduates, of a commission in Her Majesty's Indian Staff Corps.

Canada being represented in Her Majesty's Indian Forces by direct appointment will be generally and highly appreciated as an additional strand woven in the mighty bond of imperial federation under our beloved Queen.

Higher military education is an essential element in the constitution of the Dominion, as amongst any people aspiring to national greatness. This institution is its only nursery in Canada, and should command and receive patriotic support from all authorities and all Canadians who appreciate the value and dignity of what is implied by the words, "a British subject."

In this, the twentieth anniversary of the foundation of the institution, it can be shown that the important trust placed in the college, is being efficiently discharged by the personnel, and that the unprincipled system lately initiated, of casting contempt on our staff and students is discreditable and unpatriotic. Within a few weeks from the commencement of the session now being closed, there has been a scarcely interrupted series of attacks upon the Royal Military College, in some of the Canadian press and in Parliament.

It has been spread broadcast over the country, and communicated to even the British press, that discipline at the College is wanting, that the drill imparted here is antiquated, that the cadets are habitual drunkards, and that those who are now on the College Staff, Canadian gentlemen, civil and military, as well as officers of Her Majesty's regular forces, and the cadets in residence, are unworthy of belief.

These charges have reached a vast number of people who have either not had opportunity to hear their refutation, or who are not anxious to know the charges to be untrue.

To the hospitable residents of Kingston—who are personally familiar with the social and college life of those at this institution—it would be quite superfluous to offer evidence of the unfounded character of the attacks which have been indulged in; but, on an occasion such as the present when there are listeners from remote parts of Canada, the opportunity is not one to be lost for undoing, as far as may be, the great wrong which has been done to the cadets here, to their faithful instructors, and to the highly important national interests entrusted to them which they better understand and more highly appreciate than their ruthless and unjust detractors.

No college, that I know of, none that I have read of, turns out cadets as thoroughly qualified officers for any branch of the service. I conceive such a result to be wholly impracticable.

It may aid in conveying a correct understanding of this point, to state that the British officer having entered the army from the Woolwich Academy, or Sandhurst College, has still before him, in addition to regimental training the School of Cavalry, the School of Military Engineering, the School of Gunnery, the Artillery College, and the Staff College.

What military entrance colleges may do, what this college has done, and does do with high efficiency, in addition to assisting militia officers to qualify for promotion, is to prepare cadets for first commissioned appointments in military service, to educate them so as to enable them to intelligently appreciate and utilise the experience they are about to acquire in a profession into which they have yet to enter.

It is the intellectual—it is not the mechanical side of soldiering which has chiefly to be dealt with at a military entrance college.

If our critics could for a moment have realized this point, and allowed honesty guided by intelligence to regulate their remarks, they could not have yielded to the malign influence which led them to disparage the work being worthily done by the instructors and cadets here. They might have learnt that in 1893, the Inspector General of Fortifications of Her Majesty's Forces, on a deputation on military education to the Secretary of State for War, spoke of our graduates in the highest terms, saying: "The officers we get elsewhere than from Woolwich, are far better than those who come from Woolwich, either with regard to science or with regard to general education. The officers which we get from the Military College of Canada are very good men indeed; it is true we get only one or two from there so perhaps they are the best the College can produce." Again, before a Royal Commission to inquire into the entrance examination, in 1894, they are referred to as having had a higher standard of work, and more knowledge of what was required by Royal Engineers, than graduates from Woolwich.

Our adverse critics might have learnt too, that within a few weeks preceding the commencement of their attacks, general progress had advanced to a point never before attained in the history of the College since its foundation in 1876.

Previous to the last four years, the most distinguished gold medallist of the College was Mr. Wm. J. Stewart, who graduated so long ago as 1883 with a record of 54,656 marks.

During the last four years that record has been exceeded in four instances by from 924 to 1,802 marks.

The next highest record made previously to 1892, was by Capt. Lang, D.S.O., R.E., with 53,505 in 1883. Since 1891 his record has been surpassed seven times, by an average of 1,769 marks.

The third highest record up to 1892 was made by Mr. R. W. Leonard, with 53,271 marks; this again in 1883. His score has been surpassed, since 1891, eight times, by an average of 2,760 marks.

Only three graduates just named—inclusive of but one gold medallist—find place and rank as 5th, 9th and 11th, amongst the following gentleman, who, with one exception in 1891, all graduated since 1891: Messrs. F. H. Vercoe, R.J.F. Hayter, J. F. Fraser, N. S. Ridout, G. R. Frith, G. F. F. Osborne, G. N. Cory, D. S. McInnes, G. S. Wilkes, V. L. Beer, W. C. Dumble, J. W. Osborne.

So that but for the men of 1883, all those whose names I have read, graduates of the last few years, surpassed all previous records since the foundation of the College in 1876. Moreover, prior to 1892, in only one instance did the marks of a gold medallist exceed the mere average marks of the graduating class of last year.

Far from supporting the charges made against the management of the College these records, evidence of the most reliable kind of recent strikingly satisfactory educational progress, are inconsistent with absence of discipline and prevalence of drunkenness.

Nor is there wanting confirmatory evidence, independent of college records, of the continued thoroughness of instruction here.

Militia and Defence.

Allusion has already been made to the high place accorded in 1893 and 1894 to graduates of the Royal Military College of Canada by leading expert opinion in England. In 1894, and again in 1895, extensive military surveys were made for the Dominion Government.

All the gentlemen who executed the work were cadets within the last three years:—Messrs. F. B. Osler, R. W. Brigstocke, J. E. Beatty, N. S. Ridout, H. L. Gordon, F. N. Gibbs, P. E. Thacker, F. D. Lafferty, R. E. Tyrwhitt, A. T. LeFevre, A. A. Inksetter, F. E. Leach.

In this list there is repeated only one name previously mentioned.

The survey effected gained for these gentlemen the highest encomiums from the Dominion authorities, and the marked appreciation of expert military authorities in England.

Passing to drill:—The Queen's Cup for rifle shooting by teams of eight, is probably the prize which excites most thorough competition throughout Her Majesty's regular forces. The very best marksmen can alone have the honour of representing their respective corps in the contest.

In 1895, the victory in the match for the Queen's Cup was distinguished by success far surpassing any previous record. So great were considered the merits of the victorious team, that not merely were its members personally eulogized in the warmest terms of appreciation by the Viceroy of Ireland, and Field Marshal Lord Roberts on a specially appointed parade, but they were summoned from Ireland to Windsor Castle by Her Majesty, in order that they might receive their reward from the hands of the Queen of the British Empire.

On that team of eight, the Royal Military College of Canada was represented by a graduate of 1894, 2nd Lieutenant R. H. B. Magee, of the Royal Munster Fusiliers.

This year, a graduate of 1893 carried our college colours to victory at Cairo. Winning the grand aggregate in the military contests there, he came within one point of being champion marksman in Egypt, and captured the fencing championship.

Our representative was 2nd Lieutenant J. J. B. Farley, of the Prince of Wales' North Staffordshire Regiment.

In answer to congratulations from his Alma Mater, he wrote from Wady Halfa, on his way to face the enemy:—"It is very gratifying to know that the old R.M.C. still keeps an eye on her sons in whatever clime they may be, and I hope I may prove worthy of the privilege I enjoy of numbering myself amongst them."

This year again, this very month, graduates and cadets have had an opportunity of proving in public competition the excellent results of drill exercises here.

The College was represented at the Toronto military tournament by 14 persons.

The sergeant instructor, three graduates of 1890, 1891 and 1894 respectively, and ten cadets.

In eleven contests they took seven first prizes and five second places.

Lieutenant Panet, R.C.A., a graduate of 1891, tied with Lieut. Peters, G.G.B.G., in taking the greatest number of individual prizes.

Eight cadets:—Messrs. D. Weatherbe, J. A. Stairs, H. H. Syer, L. G. Bennett, C. deB. Doucet, F. H. Courtney, C. D. W. Uniacke, H. R. Payzant, took part in winning three first prizes and one second in five events.

The Queen's Own Rifles are deservedly held in the highest repute in Canadian public estimation, and it is therefore not to be wondered at, that the corps' display on the last Queen's Birthday parade was thought worthy of pictorial record by the unflattering camera, as a means to excite emulation throughout the service.

The view taken represents an approaching corps still a considerable distance away from the critical saluting point. In its press published form, the picture is aptly and truthfully entitled "Steady as a Rock," to which are added the words "Head of Queen's Own Rifles passing Saluting Point,—Colonel Vidal, D.A.G., Commanding."

The scene is one worthy of close examination by any one interested in drill. It furnishes an admirable proof of the excellence attainable by receptive recruits and efficient instructors. I have carefully examined its minutest details over and over again, and I am in a position to challenge any one, be he civilian or military expert, to

discover any fault for even the microscopic eye of the hypercritical amateur to dwell upon. The scene may be referred to in the "Mail and Empire Supplement" of the 13th inst. I need not say how great would be the pleasure it would afford me to join in the general congratulation to the Queen's Own on the success of the picture "Steady as a Rock," but, the pleasure is denied me, for I have been at pains—and with thoroughly reliable success to confirm my impression that on the Queen's Birthday, our visitors, the Queen's Own, did not, as depicted, wear the uniforms of Gentlemen Cadets of the Royal Military College.

Emphasis has been laid upon the period of the last few years, because it is about the state of the college during this time that our unrestrained critics express themselves concerned.

There have been read the names of thirty-three individuals under instruction at the college, from 1892 to the present time, who have distinguished themselves in a marked way, some of them by intellectual power, some in technical professional work, others in physical training.

This number might have been greatly increased, had time permitted, or were one not tied to evidence secure against malicious attack by anonymous enemies of the college, and irresponsible disseminators of falsehood.

The opportunity for practical disproof of the injurious statements that have been made has not yet come within the reach of very many; nevertheless, one may be reasonably justified in challenging comparison for this college, numbering from 50 to 70 students, with any existing institution, in respect of the proportion of those, who, having had the opportunity, have since 1892 proved their worth.

Lieut. Girouard, R.E., has been entrusted with the construction of the advanced military railway now being built in the Soudan.

These are quoted but as an illustration of numerous instances, in public and private capacities, of individual distinction, without political influence or other artificial aid, due to capacity and training at the Royal Military College.

The object of these remarks is to show that work being done here is not deteriorating; and, if the records of earlier times be examined, there will be found abundant guides to what may be expected of the graduates of late years.

Our roll includes some names that have become household words throughout the Dominion.

Mackay served with distinction in Bechuanaland, 1884-85, commanded the Royal Engineers on the West Coast of Africa in 1887-89, and, by merit on active service at Sierra Leone, won the Distinguished Service Order decoration: and later was appointed Administrator of the Imperial British East Africa Company.

Robinson, who commanded the Royal Engineers on the West Coast of Africa in 1889-92, was killed whilst, with conspicuous bravery, blowing in the gate of the stockaded village of Tambi.

Stairs was Stanley's right-hand man, in the Emin Pasha relief expedition 1887-90; and later 1892 selected by the King of the Belgians to command the Katango expedition.

These all forfeited their lives in the discharge of duty; but others happily remain who have done credit to their training here, and amongst them may be noted at random, Capt. Lang, R.E., C.M.G., who first was entrusted with the Engineering defences of Port Esquimalt, was decorated, and later was selected by the Imperial Government to conduct Civil Engineering Surveys for the great railway projected to connect the Western Coast of Africa with its central regions.

Captain Twining, R.E., now a professor of the college, assisted in the Engineering Survey of the projected railway from the East Coast of Africa.

The number of students in attendance is regrettably small,—fewer than sanctioned by Parliament,—and very much fewer than needed; as an extremely important element in an effective defence organization by Canada.

There is existing statutory provision for about twice as many cadets as are now in attendance,—and of the large number of Militia Officers without qualification certi-

Militia and Defence.

ificates, only four availed themselves during the present year of the privilege offered by act of parliament, to ten, to receive instruction here annually.

The critics to whom reference has been made, and others with political views, are ever ready to associate this very regrettable paucity of attendance with wrongly imputed and undefined mismanagement of the college.

But the true causes are probably these:—

The inducements to join the college have been diminished, and neither parliament nor the general public actively evince due appreciation of the essential connection between national safety and higher military education.

The cadets' payments for the college course,—at first \$650—were increased in 1880 to \$1,050, and again in 1888 to \$1,450 at which they now stand.

Concurrently, prizes offered to successful graduates have, practically, been an uniformly broken promise of appointment to the permanent Militia, and the general staff, with four commissions annually presented by Her Majesty, and most liberally supplemented from time to time, by additional appointments to the regular forces.

Up to 1888, thirty-seven extra commissions were allotted by the Imperial Government.

During the following seven years, up to the present time, only two extra commissions were assigned.

During the period that the payments by cadets stood at \$1,050, they had thirty-seven extra Imperial commissions, and were further buoyed up by the expectation that effect would be given to the statutory Order in Council, providing for first appointments to the permanent Militia being reserved for them.

During the later period, while their payments rose to \$1,450—38 per cent higher than formerly,—only two extra commissions have fallen to them, and their former prospect of service in the military force of their country has changed to confirmed despair.

The allotment of Militia commissions, it was perhaps at first thought, would suffice to make the college attractive; but this is never likely to be the case.

As the Militia Service now stands, the normal number of available vacancies in the permanent Militia Corps cannot be more than about two a year, and even if these were invariably assigned to graduates of the Royal Military College, they would prove a wholly insufficient attraction to fill the classes.

One may search in vain in the parliamentary records, to find a clear exposition, one capable of carrying conviction to in-expert common sense, of the necessity for providing an ample reserve of militarily educated men, and for incurring the expense involved in the undertaking.

Scarcely a word has ever been heard in the House in favour of improvement in this respect. Yet column after column may be found in *Hansard* devoted to the disparagement of higher military education, and to throwing contempt on the results of the efforts made to supply the deficiency by this college.

Natural discontent has found a place in the minds of graduates, their friends, and some of the public.

In such circumstances it is the less surprising that puerile, shameful and anonymous attacks have been levelled against the staff and cadets, which have failed to produce disaster within our walls, only because those who labour here are loyal men of honourable instincts, devoted to their duty and sensible of the great importance to Canada of the task entrusted to them.

With probably no more than two exceptions, the government military colleges of the civilized world, outside of Canada, are readily filled to their utmost capacity, due to the circumstance that successful graduation is associated with the winning of an honourable provision for life.

Were Canadian parents persuaded that their sons might be equally fortunate here, there would cease to be paucity of candidature for entrance.

Making every reasonable allowance for the unbounded satisfaction of almost all parents of graduates with the result of the Military College education and training, it is the prospect of Imperial Commissions, and the attractive association and college life

within our walls, to which at present is almost wholly due that the attendance has not fallen even lower than it is.

The conduct of the cadets has improved during the year now closing, and is fairly satisfactory.

The present first class has, on the average, incurred more forfeitures for irregularities, than did the first class of last year. But the second, third and fourth classes, show less forfeitures than the corresponding classes of 1895, and this in a very marked degree in the case of third class men.

The college sanitary and physical record, for the past year, has been most gratifying.

On the whole, class room work has been satisfactory.

The fourth and third classes, have, on the average, scored well; the second class has lost ground; and the first class, whose average attainments on joining the college were low, has recovered, in part, from the disadvantage under which it laboured.

The following figures show the average for each cadet of marks gained in the several classes during the past four years:—

Year.	4th Class.	3rd Class.	2nd Class.	1st Class.
1892-3.....	3,693*	9,260	10,685	15,203
1893-4.....	4,315	8,240*	15,177	18,307
1894-5.....	4,192	9,382	9,763*	22,264
1895-6.....	4,211	8,457	10,962	14,532*

* Marks of the Class which joined the College in 1892.

In the annual report for 1893 it was remarked with regard to the members of the present graduating class, "in the 4th class, composed of recruits, there was a serious falling off, attributable to deficiency of average attainments on joining the College."

It is suggested that all graduates and all leaving after two years' residence, with a Military qualification certificate, should be permitted to join the permanent Militia Schools for a time, with a view to acquiring experience in practical military organization and administration.

It is a pleasing duty to express acknowledgment to the following gentlemen cadets, who, brought to notice by their professors and instructors, as deserving of exceptional recognition:—Cadets, Ernest Dale Carr-Harris, Garnet Wolsely Denison; Sergeant Claude de Brigny Doucet, are specially distinguished by having won eulogy from their professors in every subject of instruction, while Sergeant Guy Hamilton Kirkpatrick is but one subject short of having done so.

As the professors' reports deal with eighteen distinct subjects, it will be readily understood that their remarks with regard to the cadets, in relation to these subjects, are very numerous, and one may only resort to a numerical classification.

In the 4th class, besides Cadet Harris, to whom allusion has already been made, Cadets Peters, Sweeny and Rogers have won special mention in five out of six subjects of study.

In the 3rd class, in addition to Cadet Denison having already attracted attention in all his twelve subjects, Cadet Hunter receives marked praise in eleven subjects, and Cadets Dean and Sherwood in eight and five respectively.

In the 2nd class, besides Sergeant Doucet attracting special notice in eleven subjects, Sergeant Fitton Carr-Harris shone in nine, Corporal John Lawrence Haslett Bogart in seven, Sergeant William Beaumont Anderson in six, and Corporal George Benson Brown in four.

In the 1st class, Battalion Sergeant Major Arthur Stuart Evans, C.O. Sergt.-Major Charles Morton Stephen, and C.O. Sergeant Major William Henry North-

Militia and Defence.

cote Cantlie, each in seven subjects, and Sergeant Richard Clare Finlow Alexander, in four, have gained exceptional encomiums from their professors.

Many others, successful in a less degree, are entitled to thanks for the instances in which they have proved their appreciation of their instructors' efforts in their behalf, and thus agreeably repaid the time and care devoted to them. In this connection are named Cadets G. Gzowski, E. Bland, H. Payzant, K. Baldwin, W. Mathews, H. Rathburn, H. Skinner, H. LaRocque, H. Poole, H. Hamersley, A. Smith, F. Courtney, H. Fuller, J. Mosgrove, L. Bennett, J. Holden, Corporals H. Tobin, A. Russel, H. Syer, C. Uniacke G. Hardie, Sergeants J. Stairs, C. Wood, Comp. Sergeant Major J. Parks.

After seven years as a military member of our staff, and assistant in mathematics, Captain Moren, R.A., a very distinguished graduate of 1885, is now about to leave us carrying with him our warmest wishes for his future success and happiness.

My best personal acknowledgments are due to him for the interest he has always evinced in his work, and his marked efficiency in the discharge of his military duties.

We look forward to Captain Moren being succeeded by another graduate of the college, Mr. Francis Henry Vercoe, whose brilliant success here, in 1892, has never yet been equalled by a Royal Military College Cadet.

GENERAL PRIZE LIST—1896.

ANNUAL CLASS PRIZES—HIGHEST PROFICIENCY.

- 4th Class.—Gent. Cadet Earnest Dale Carr-Harris, private tutor.
3rd Class.—Gent. Cadet Garnet Wolsely Denison, Upper Canada College.
2nd Class.—Sergt. Ferguson Fitton Carr Harris, private tutor.
1st Class.—Sergt. Guy Hamilton Kirkpatrick, Upper Canada College.

ANNUAL SUBJECT PRIZES.

Dominion Artillery Association Prizes—Artillery, theoretical :—

- 3rd Class.—Gent. Cadet Frederick Fraser Hunter, Upper Canada College.
2nd Class.—Sergt. William Beaumont Anderson, Ottawa High School.

Dominion Artillery Association Badges.—Sergt. William Beaumont Anderson, Sergt. J. Alfred Stairs, Corpl. Herbert Hingston Syer, Corpl. Robert Cecil Hamilton Cassels, Sergt. Claude de Brigny Doucet.

Ontario Artillery Association Cup, artillery practice—2nd class.—Corpl. Herbert Hingston Syer, Trinity College School, Port Hope.

Royal Military College Badges, artillery practice.—Gent. Cadet Frederick Fraser Hunter, Gent. Cadet Garnet Wolsely Denison, Gent. Cadet Allison Eugene Smith, Gent. Cadet Horace Richardson Payzant, Gent. Cadet Arthur Cecil Hamilton Dean.

ENTIRE COURSE—SUBJECT PRIZES.

Mathematics and Mechanics.—Batt. Sergt. Major Arthur Stuart Evans, Toronto Collegiate Institute.

Practical Geometry and Eng. Drawing.—Sergt. Claude de Brigny Doucet, St. Louis College, Montreal.

Military Engineering.—Co. Sergt. Major Charles Morton Stephen, Halifax High School.

Surveying and Military Topography.—Sergt. Guy Hamilton Kirkpatrick, Upper Canada College.

Reconnaissance.—Co. Sergt. Major Charles Morton Stephens, Halifax High School.

Artillery (theory and construction).—Sergt. William Beaumont Anderson, Ottawa High School.

Military History (strategy, tactics, military administration and law).—Sergt. Charles Carroll Wood, Halifax High School.

French.—Batt. Sergt. Major Arthur Stuart Evans, Toronto Collegiate Institute.

English.—Batt. Sergt. Major Arthur Stuart Evans, Toronto Collegiate Institute.

Chemistry—Sergt. Guy Hamilton Kirkpatrick, Upper Canada College.

Physics—Co. Sergt.-Major Charles Morton Stephen, Halifax High School.

Geology and Mineralogy—Sergt. Charles Carroll Wood, Halifax High School.

Freehand Drawing and Painting—Co. Sergt.-Major Charles Morton Stephen, Halifax High School, and Sergt. Richard Clare Finlow Alexander, Fredericton Collegiate School, equal.

Civil Engineering—Co. Sergt. Major Charles Morton Stephen, Halifax High School, and Co. Sergt. Major William Henry Northcote Cantlie, Montreal High School, equal.

Drill Exercises and N. C. O. Drill Instruction combined—Batt. Sergt. Major Arthur Stuart Evans, Toronto Collegiate Institute.

Conduct and N. C. O. Discipline—Co. Sergt. Major Charles Morton Stephen, Halifax High School.

DIPLOMA LIST.

Gentleman Cadet George Osborne Hayne, Upper Canada College.

Corporal Archibald Montgomery Russell, Montreal High School.

Gentleman Cadet Darcy Weatherbe, Windsor, N.S., Collegiate School.

Sergt. William Arthur Roger Wilby, Upper Canada College.

Gentleman Cadet John Chiene Holden, Bishop's College, Lennoxville.

Co. Sergt. Major Frank Delamere Lafferty, private tutor.

Sergt. Charles Carroll Wood, Halifax High School, distinguished in Military History, Strategy, Tactics, Military Administration and Law.

Co. Sergt. Major John Hogan Parks, St. John Grammar School.

Sergt. Richard Clare Finlow Alexander, Fredericton Collegiate School.

Gent. Cadet Francis Easton Leach, Montreal High School, distinguished in Military Engineering, Drills and Exercises.

Corpl. Grant Espic Hardie, Ottawa Collegiate Institute.

Co. Sergt. Major Charles Morton Stephen, Halifax High School, distinguished in Civil Engineering, Drills and Exercises.

Co. Sergt. Major William Henry Northcote Cantlie, Montreal High School, distinguished in Military History, Strategy, Tactics, Military Administration, Law and French.

Sergt. Guy Hamilton Kirkpatrick, Upper Canada College, distinguished in Mathematics and Mechanics, Military History, Strategy, Tactics, Military Administration and Law, French, Drills and Exercises.

Batt. Sergt. Major Arthur Stuart Evans, Toronto Collegiate Institute, distinguished in Mathematics and Mechanics, French, Drills and Exercises.

Recommended for Commissions in Her Majesty's regular forces :—

Indian Staff Corps—Corporal Grant Espic Hardie, Ottawa Collegiate Institute.

Infantry—Sergt. Charles Carroll Wood, Halifax High School. Co. Sergt. Major Charles Morton Stephen, Halifax High School.

Royal Artillery—Co. Sergt. Major William Henry Northcote Cantlie, Montreal High School.

Royal Engineers—Batt. Sergt. Major Arthur Stuart Evans, Toronto Collegiate Institute.

THE "ABERDEEN MEDALS."

(For Highest Aggregate of Marks for the Whole Course.)

Bronze Medal—Co. Sergt. Major William Henry Northcote Cantlie, Montreal High School.

Silver Medal—Sergeant Guy Hamilton Kirkpatrick, Upper Canada College.

Gold Medal—Batt. Sergt. Major Arthur Stuart Evans, Toronto Collegiate Inst.

D. R. CAMERON,
Commandant.

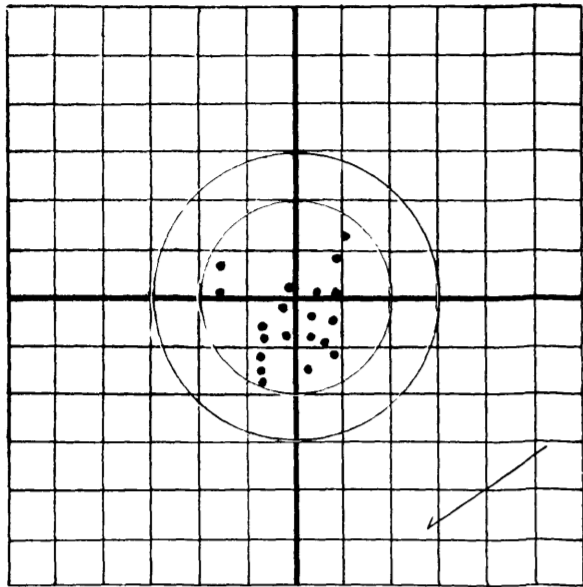
Royal Military College,
2nd July, 1896.

RECORDS OF PROOF OF .303" CORDITE AMMUNITION

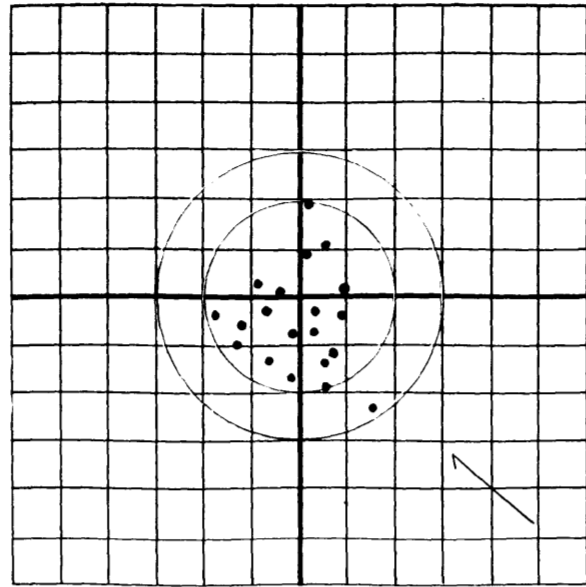
FROM FIXED RESTS

AT 500 YARDS

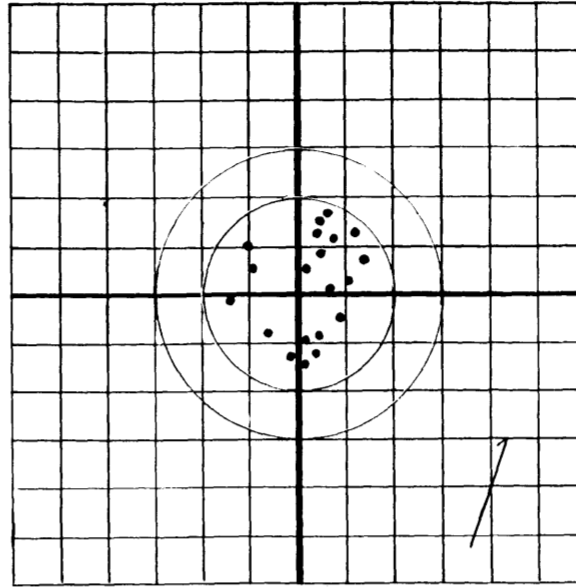
SCALE $\frac{1}{4}$



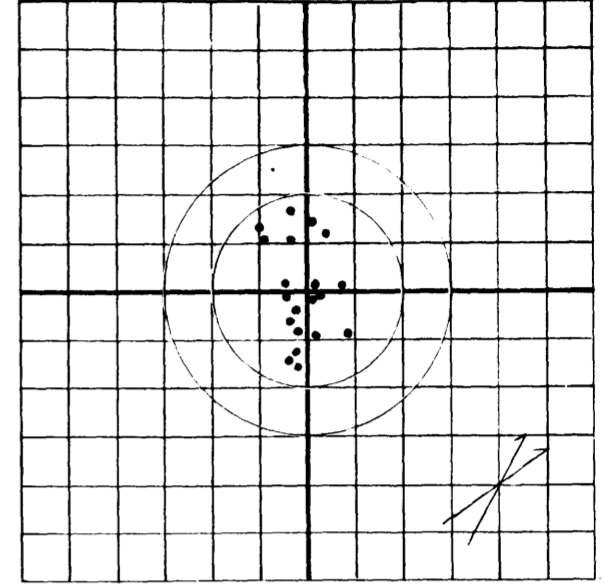
Target No. 2. Aug. 10th 1896.
Wind .005 - .079 Gusty



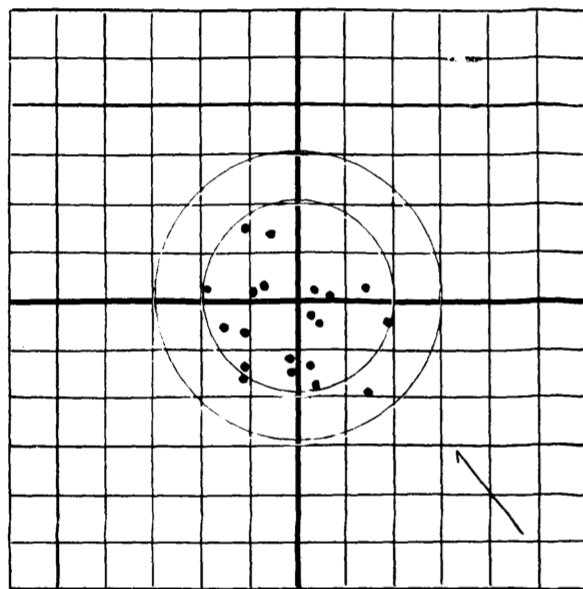
Target No. 3. Aug. 14th 1896.
Wind .005 - .079 Gusty



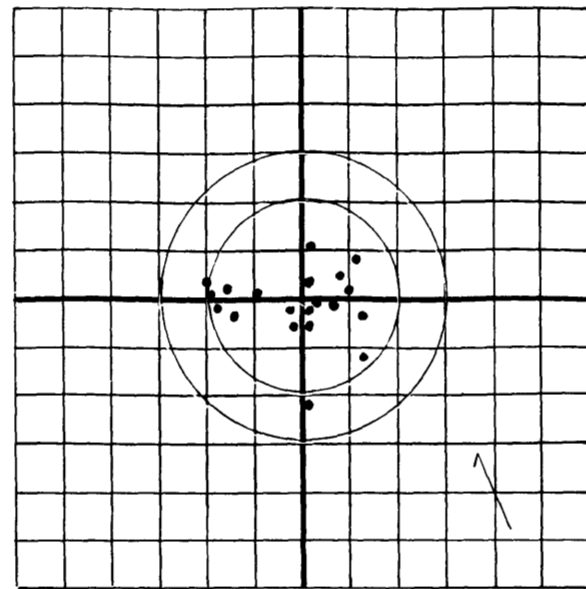
Target No. 2. Nov. 7th 1896.
Wind .079 - .123 Steady.



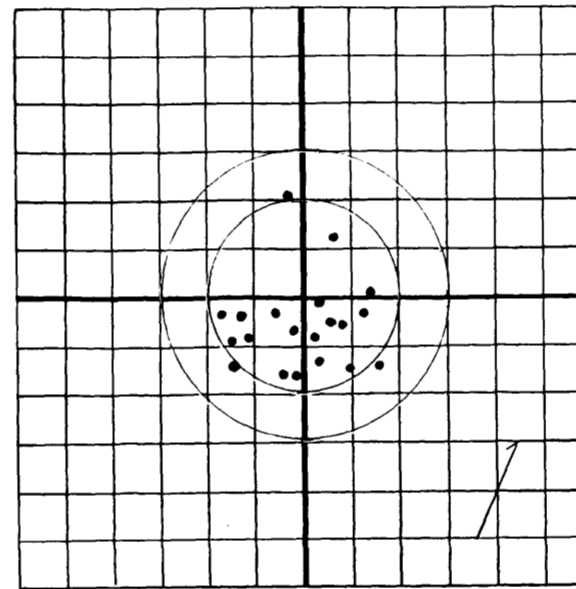
Target No. 1. Nov. 25th 1896.
Wind .005 - .079 Variable.



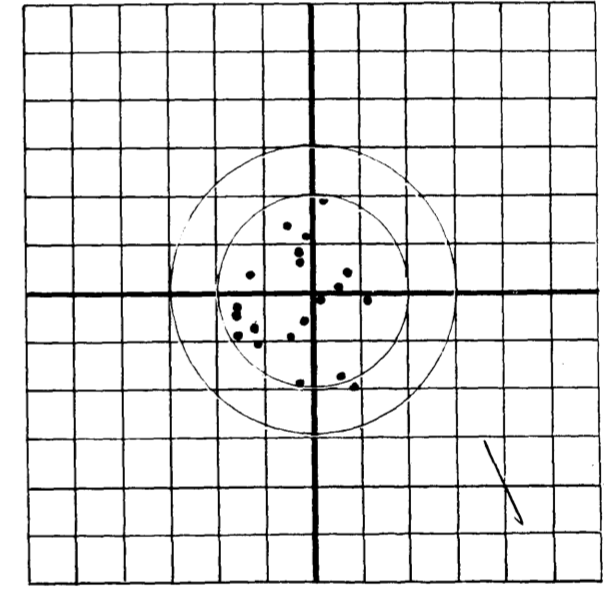
Target No. 2. Nov. 30th 1896.
Wind .079 - .123 Steady.



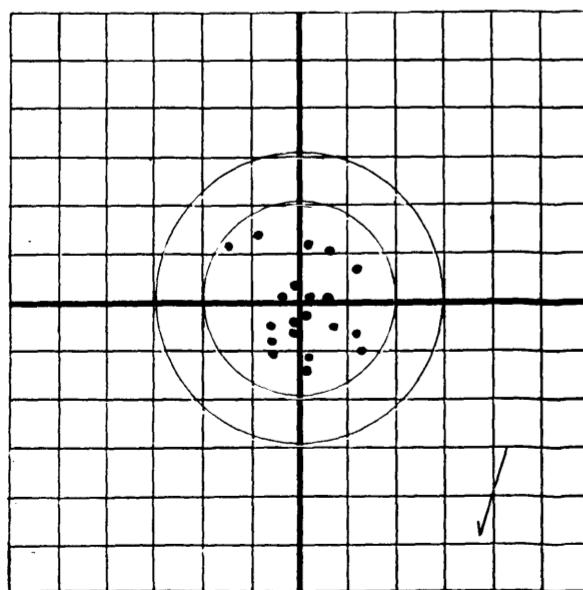
Target No. 2. Dec. 1st 1896.
Wind .079 - .123 Steady.



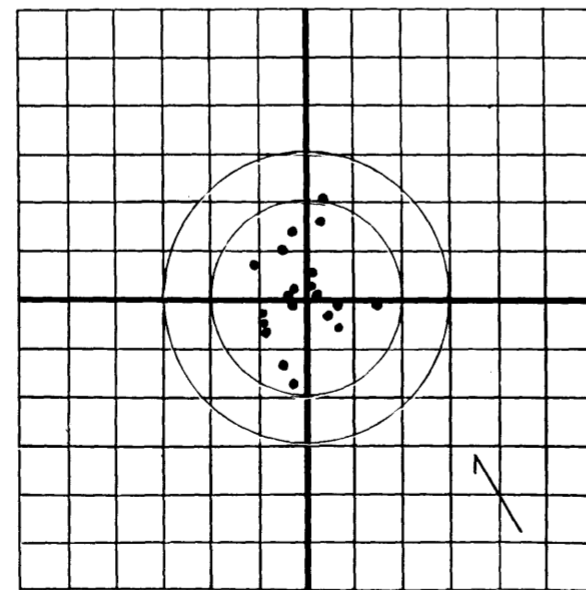
Target No. 4. Dec. 3rd 1896.
Wind .079 - .123 Steady.



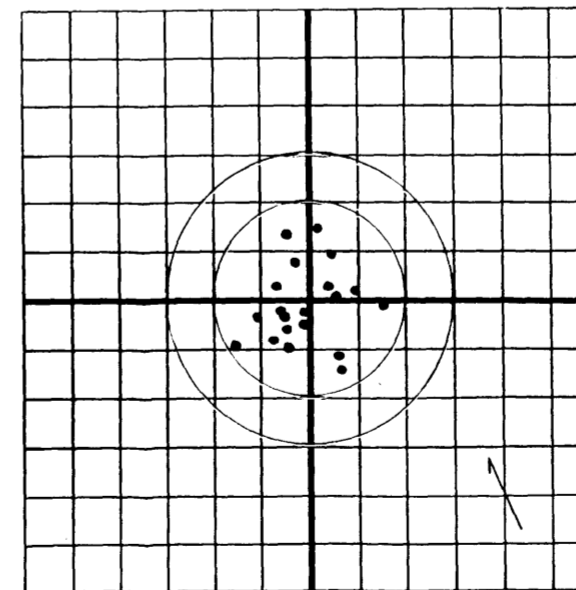
Target No. 2. Dec. 4th 1896.
Wind .079 - .123 Steady.



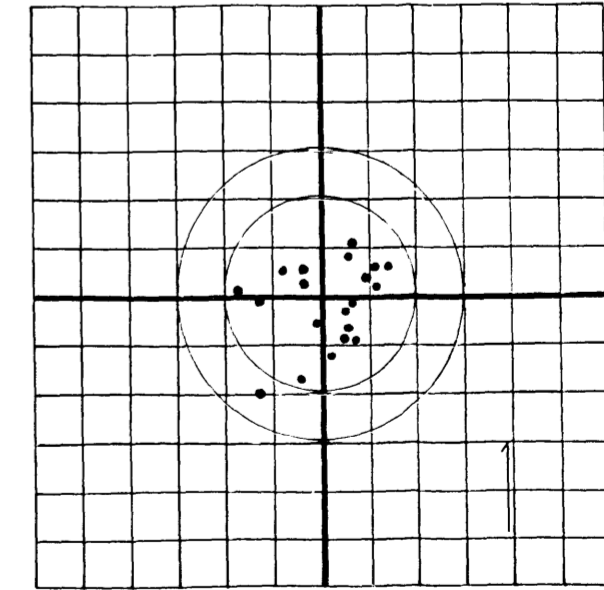
Target No. 1. Dec. 9th 1896.
Wind .079 - .123 Variable.



Target No. 1. Dec. 10th 1896.
Wind .079 - .123 Steady.



Target No. 2. Dec. 12th 1896.
Wind .005 - .079 Steady.



Target No. 2. Dec. 21st 1896.
Wind .079 - .123 Steady.

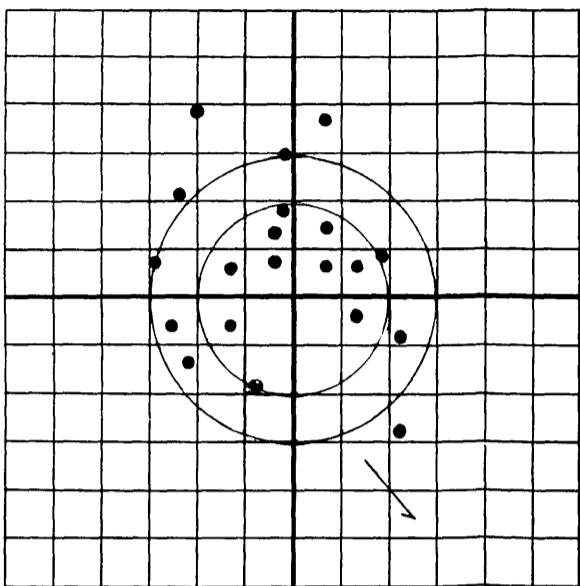
J. M. Louch
CAPT. R. C. A.
SUPERINTENDENT G. C. F.

RECORDS OF PROOF OF SNIDER & M.H. AMMUNITION

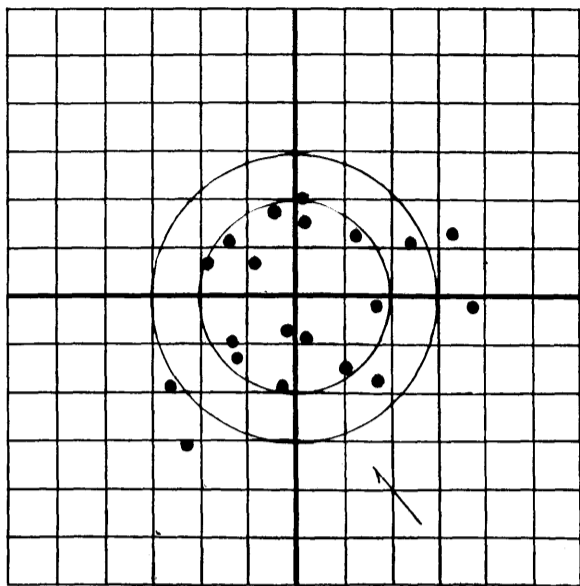
FROM FIXED RESTS

AT 500 YARDS

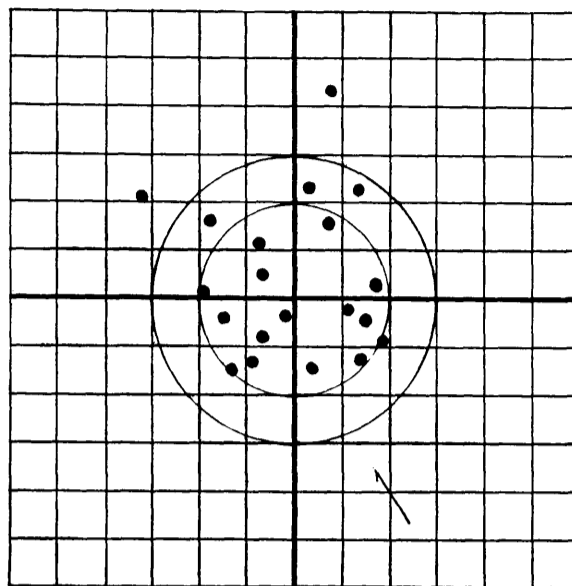
SCALE $\frac{1}{24}$



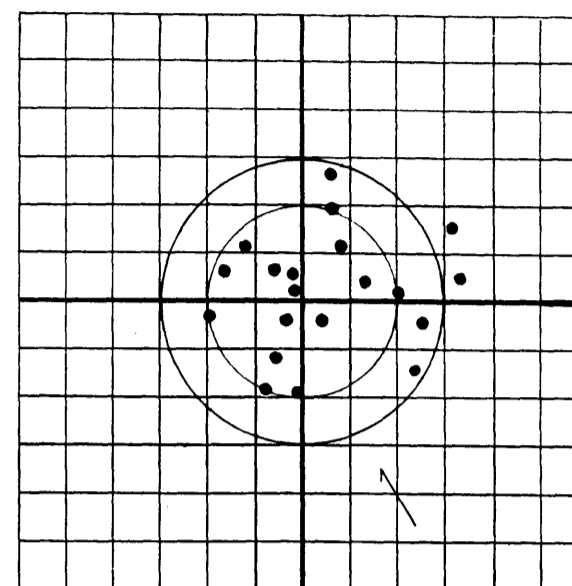
Snider B.L. 20 shots. Target 2-2nd July 1885.
Wind $\frac{1}{2}$ -1 $\frac{1}{2}$ Fairly Steady



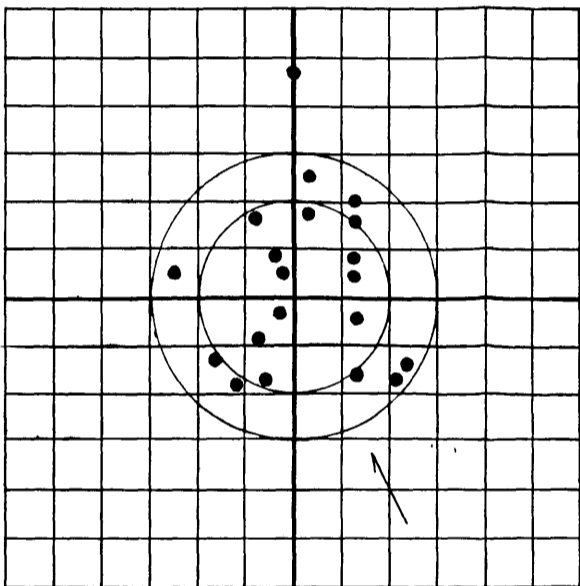
Snider B.L. 20 shots. Target 3 6th Aug 1885.
Wind Fairly steady $\frac{1}{4}$ - $\frac{3}{4}$.



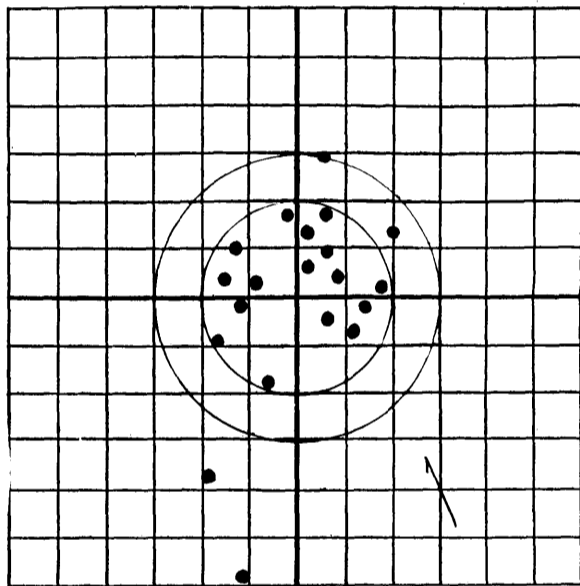
Snider B.L. 20 shots. Target 1-6th Aug 1885.
Wind Fairly Steady $\frac{1}{4}$ - $\frac{3}{4}$.



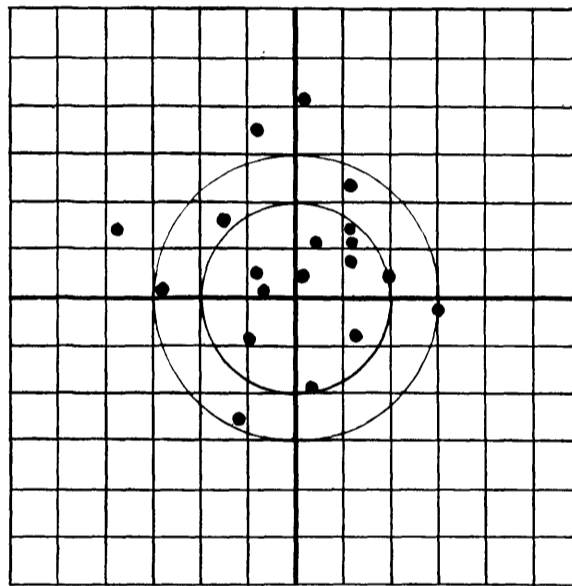
Snider B.L. 20 shots. Target 1-14th Aug 1885.
Wind Variable $\frac{1}{2}$ -3.



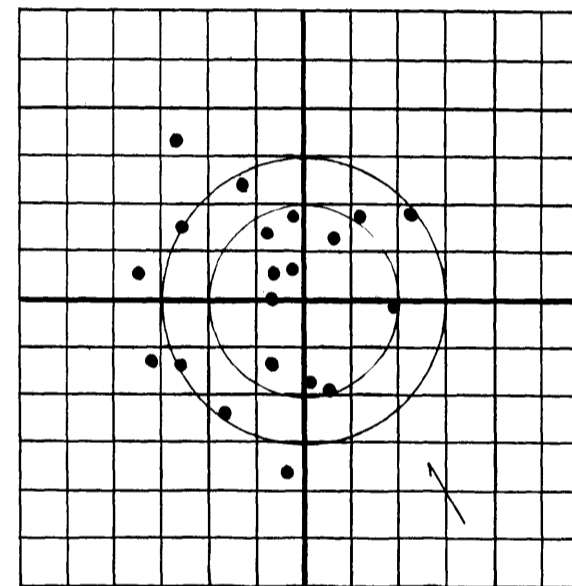
Snider B.L. 20 shots. Target 2-26th Sept 1885
Wind Gusty- $\frac{1}{4}$ - $\frac{1}{2}$.



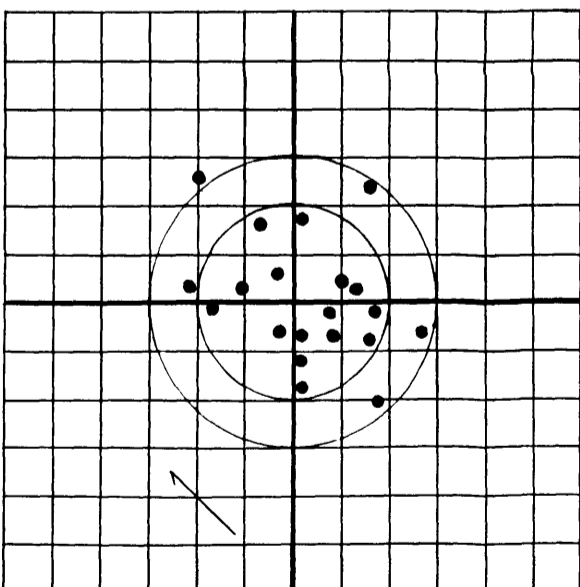
Snider B.L. 20 shots. Target 3-30th Sept 1885.
Wind Gusty- $\frac{1}{4}$ - $\frac{3}{4}$.



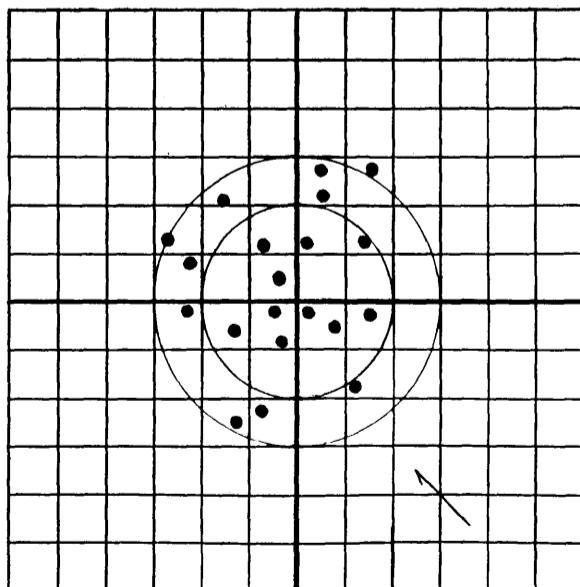
Snider B.L. 20 shots. Target 2-3rd Oct 1885.
Wind Gusty- $\frac{1}{2}$ -1 $\frac{3}{4}$.



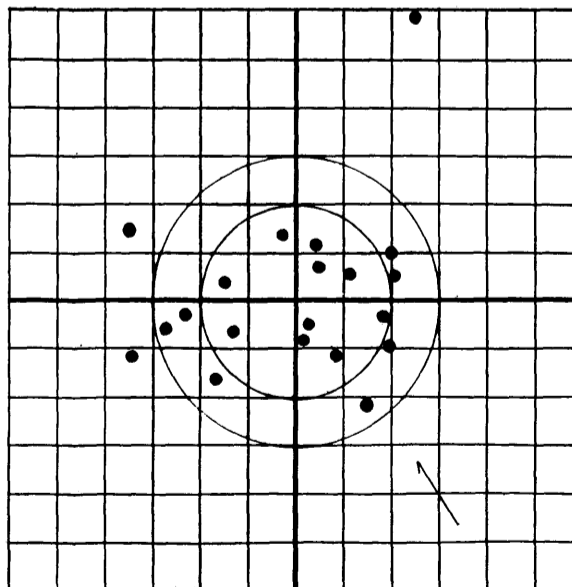
Snider B.L. 20 shots. Target 2-3rd Nov 1885.
Wind $\frac{1}{4}$ -1 lb.



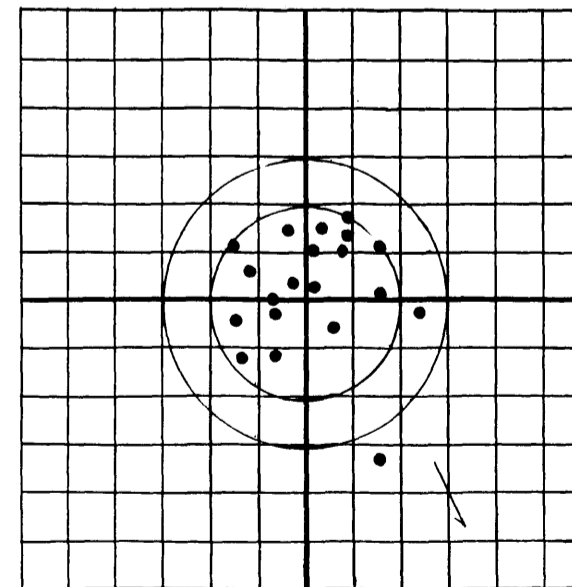
Snider B.L. 20 shots. Target 4-14th Nov 1885
Wind steady- $\frac{1}{4}$ - $\frac{1}{2}$.



Snider B.L. 20 shots. Target 4-27th Nov 1885.
Wind $\frac{1}{2}$ -1. Fairly steady.



Martini-Henry. Target 2-24th Aug 1885
Wind Variable and Gusty. $\frac{3}{4}$ -3.



Martini-Henry. Target 1-2nd Oct 1885.
Wind $\frac{1}{4}$ - $\frac{1}{2}$ steady.

J. D. Landis

CAPT. R. C. A.
SUPERINTENDENT G. C. F.

60 Victoria.

Sessional Papers (No. 20.)

A. 1897

RETURN
ON THE
EIGHTH GENERAL ELECTION
FOR THE
HOUSE OF COMMONS OF CANADA

BY

SAMUEL E. ST. O. CHAPLEAU, Esq.

CLERK OF THE CROWN IN CHANCERY FOR CANADA

RAPPORT

SUR LA

HUITIÈME ÉLECTION GÉNÉRALE

POUR LA

CHAMBRE DES COMMUNES DU CANADA

PAR

SAMUEL E. ST. O. CHAPLEAU, ECR.

GREFFIER DE LA COURONNE EN CHANCELLERIE POUR LE CANADA



O T T A W A

PRINTED BY S. E. DAWSON, PRINTER TO THE QUEEN'S MOST
EXCELLENT MAJESTY

1896

[No. 20—1897.]

Election Returns.

RETURN

20

PREPARED from the Records of the Elections to the present House of Commons, showing the number of Votes polled for the respective Candidates in the several Electoral Districts, and in the various Subdivisions thereof, together with the number of Ballots rejected and spoiled in each and every Subdivision, at the last General Election; specifying the cases in which a recount of Votes was had, and the changes made in respect thereof; also the number of Electors on the Revised Electoral Lists in each Riding, the total in all, together with the Population as shown by the last Census of each and every such Electoral District and Subdivision, &c., giving the total population of Canada.

Ordered by the House of Commons on the 28th day of September, 1896.

RAPPORT

20

FAIT d'après les Archives des Elections de la présente Chambre des Communes, indiquant le nombre de votes enregistrés pour les Candidats respectifs dans les divers Districts Electoraux, et leurs différentes Subdivisions, avec le nombre de bulletins écartés et maculés dans chaque Subdivision, lors de la dernière Election Générale, spécifiant les cas où un nouveau dépouillement des votes a eu lieu, et les changements faits en conséquence, aussi le nombre d'électeurs sur les Listes Electorales revisées dans chaque division, la totalité dans toutes les divisions, ainsi que la population indiquée par le dernier recensement de chaque tel District Electoral et Subdivision, etc., donnant la population totale du Canada.

Ordonné par la Chambre des Communes, le 28ième jour de Septembre 1896.

RETURN of the Eighth General Election for the House of Commons of Canada.
Rapport sur la Huitième Election Générale pour la Chambre des Communes du Canada.

Electoral Districts. <i>Districts électoraux.</i>	SUBDIVISIONS.	JOHN W. BELL.		FRO. W. W. DAWSON.		Total Number of Votes polled in each Subdivision.	Number of rejected Ballots.	Number of spoiled Ballots.	Number of Voters on the Voters' List in each Subdivision.	Nombre d'électeurs inscrits sur la liste des électeurs dans chaque subdivision.	Population in each Constituency as shown by the last Census.	Population de chaque collège électoral d'après le dernier recensement.	Remarks. <i>Observations.</i>	
		Number of Votes polled for each of them in each Subdivision.	Names of Candidates et nombre de votes donnés pour chacun d'eux dans chaque subdivision.											
Province of ONTARIO. d'ONTARIO.	ADDINGTON...	81	72	153	1	233	648							
		Village of Newburgh.....	No. 1											
		Township of (Canton) Camden—												
		Napanee Mills (Moulin).....	2	76	133	29	224							
		Camden East (Est).....	3	26	128	29	180							
		Colebrook.....	4	71	142	29	245							
		Moscow.....	5	56	94	11	137					4,745		
		Enterprise.....	6	103	205	11	265							
		Croyden.....	7	70	140	17	197							
		Centreville.....	8	68	144	17	228							
		Desmond.....	9	52	96	2	161							
		Township of (Canton) Clarendon and Miller—												
		Plevna.....	10	19	137	1	243							
		Ardoct.....	11	30	74	1	125							
		Township (Canton) Kalador, Anglesea and Ethingham—												
		Hinton.....	12	70	128	7	214							
		North Brook.....	13	22	49	2	88							
Gloyne West (Ouest).....	14	17	60	1	116									
Township of (Canton) Denbigh, Abinger and Ashby—														
Denbigh.....	15	45	96	6	161									
Vennachar.....	16	15	49	6	115									
Bremmers.....	17	6	14	6	19									

Election Returns.

Township of (Canton) Sheffield—	183	67	200	1	280	2,355
Tamworth	49	119	168	..	281	
Erinsville	63	68	131	4	212	
Township of (Canton) Portland—	43	34	77	7	114	
Murvale	22	31	116	1	176	
Harrowsmith	57	21	78	1	100	
Petworth	78	30	108	..	131	2,512
Hartington	77	55	132	4	222	
Verona	25	77	84	..	158	
Bell Rock	26	59	84	..	158	
Township of (Canton) Loughboro'—	74	89	163	3	217	
Sydenham	48	45	93	..	148	
Loughboro', West (Ouse)	29	52	82	..	110	2,218
Spafordton	74	51	125	..	192	
Township of (Canton) Hinchinbrooke—	74	41	115	10	202	
Godfrey	7	29	36	2	60	
Wellison	70	46	116	1	196	1,465
Parham	33	
Township of (Canton) Bedford—	59	60	119	..	196	
Fermoy	18	73	91	..	158	
Zanesville	36	8	40	..	78	1,837
Bedford North (Nord)	41	7	48	1	81	
Bedford Mills (Moutins)	38	12	51	..	64	
Township of (Canton) Kenebec—	137	35	172	15	252	
Arden	50	25	75	17	121	1,428
Kenebec, North (Nord)	140	67	207	..	292	
Township of (Canton) Arden	41	1	..	1,002
Township of (Canton) Oso—	50	46	96	..	147	
Sharbot Lake	43	89	131	..	188	1,176
Clarendon Station	17	15	32	10	69	
Township of (Canton) Barrie—	38	73	111	..	242	
Cloyne	2	11	13	..	20	670
Beech Corners	46	
Township of (Canton) Palmerston, North (Nord) and South (Sud) Canoto—	20	82	102	..	183	
Mississippi	18	40	58	1	91	1,064
Town Hall (Hotel de Ville) Palmerston	11	64	75	3	147	
Ompah	
Totals—Totaux	2,587	2,500	5,087	181	8,089	24,151

Majority for } JOHN W. BELL, 87.
Majorité pour }

RETURN of the Eighth General Election for the House of Commons of Canada.
Rapport sur la Huitième Election Générale pour la Chambre des Communes du Canada.

Electoral Districts. <i>Districts électoraux.</i>	Provinces of ONTARIO. <i>d'ONTARIO.</i>	SUBDIVISIONS.	A. E. LYMENT.		G. H. MAC-DONNELL.		Total Number of Votes polled in each Subdivision.	Number of rejected Ballots.	Number of spoiled Ballots.	Number of Voters on the Voters' List in each Subdivision.	Nombre d'électeurs inscrits sur la liste des électeurs dans chaque subdivision.	Population in each Constituency as shown by the last Census.	Population de chaque collège électoral d'après le dernier recensement.	Remarks. <i>Observations.</i>
			Names of Candidates and Number of Votes polled for each of them in each Subdivision.	Names des Candidats et nombre de votes donnés pour chacun d'eux dans chaque subdivision.										
ALGOMA (Eastern Division.) (<i>Division Est.</i>)		Mississauga	No. 1	33	12	45	2	1	141	789				
		Day	" 2	80	28	105	8	2	295	834				
		Thessalon	" 3	131	43	174	2	1	270	1,160				
		Kirkwood	" 4	16	7	23	2	0	54	185				
		Bruce Mines	" 5	83	14	97	1	0	193	750				
		Otter Tail	" 6	98	34	92	1	0	232	873				
		Port Findlay	" 7	93	11	104	3	1	155	499				
		Echo River	" 8	46	14	60	0	0	22	606				
		Garden River	" 9	13	4	17	0	0	29	471				
		Sault Sainte Marie, East (Est)	" 10	60	29	89	2	4	405	991				
		do do Centre (Centre)	" 11	123	52	175	0	4	354	952				
		do do West (Ouest)	" 12	95	40	135	0	4	24	82	591			
		Root River	" 13	13	11	24	0	0	59	200	239			
		Korah	" 14	50	9	59	0	2	81	104	104			
		Goulais Bay	" 15	10	10	20	0	0	56	111	115			
		Mamainse	" 16	12	3	15	0	0	215	367	389			
		Michigan	" 17	12	5	17	0	0	45	119	369			
		St. Joseph	" 18	50	43	93	0	4	32	48	137			
		Hilton	" 19	31	14	45	0	0	15	240	240			
		Tenby Bay	" 20	21	11	32	0	0	26	47	47			
		Grande Pointe	" 21	15	9	24	0	0	17	17	17			
		Cockburn Island (Ile)	" 22	9	9	17	0	0	17	17	17			

Election Returns.

		Not mentioned in Census —Non mentionné dans le recensement.	
Meldrum Bay	23	19	61
Robinson	24	40	79
Bayfield	25	45	59
Barrie Island (Ile)	26	20	72
Gore Bay	27	167	304
Allan	28	31	107
Kagawong	29	66	139
Little Current	30	177	346
Shequendah	31	36	77
Bitwell	32	9	97
Manitowaning	33	65	458
Wekwimikong	34	128	211
Michael's Bay	35	5	1,191
Manito	36	61	130
Providence Bay	37	31	6
Campbell	38	79	2
Mills	39	77	166
Duck Island (Ile)	40	77	131
		53	547
		1	188
		6	109
		12	105
		45	200
Chapleau	1a	59	200
do	1b	2	2
Missanabie	2	7	65
White River	3	16	127
Port Caldwell	4	18	55
Schieber	5	71	265
Nepigon	6	27	95
Port Arthur, North, (Nord) No. 1	7	52	161
do 2	7	56	158
do do 2	8	82	176
Centre, (Centre) No. 1	8	34	174
do do	8	64	213
do do	9	84	816
South (Sud)	9	51	185
Fort William, 1—No. 1	10	43	179
do do 2	10	25	179
do 2—No. 1	11	68	214
do do 2	11	90	284
do 3—No. 1	12	40	160
do do 2	12	31	171
do do 4	13	43	171
Beaver	13	36	181
Silver Mountain	14	1	87
Murillo	15	15	53
Savanne	16	88	182
Ignace	17	11	21
Barclay	18	16	67
Vermillion	19	11	25
Hawk Lake	20	7	24
Rat Portage, N.E., No. 1	21	5	17
do do 2	22	59	210
do do 1	23	57	243
S.E., No. 1	23	33	189
do do 2	23	30	185
			2,280
			909
			1,882
			2,176
			685
			427
			1,019
			17
			1,806

ALGOMA.....
 (Western Division.)
 (Division Ouest.)

RETURN of the Eighth General Election for the House of Commons of Canada.
Rapport sur la Huitième Election Générale pour la Chambre des Communes du Canada.

Electoral Districts. <i>Districts électoraux.</i>	SUBDIVISIONS.		Names of Candidates and Number of Votes polled for each of them in each Subdivision.	G. H. MAC- DONELL. nombre de votes donnés pour chacun d'eux dans chaque subdivision.	Total Number of Votes polled in each Subdivision.	Number of rejected Ballots.	Number of spoiled Ballots.	Nombre de bulletins nuls.	Number of Voters' List in each Subdivision.	Nombre d'électeurs inscrits sur la liste des electeurs dans chaque subdivision.	Population in each Constituency as shown by the last Census. Population de chaque collège électoral d'après le dernier recensement.	Remarks. <i>Observations.</i>
	A. E. DYMENT. Number of Votes polled for each of them in each Subdivision.											
Province of ONTARIO. d'ONTARIO.	Algoma	Rat Portage, N. W., No. 1.	57	22	79	3	279	726	Not mentioned in census. -- Non mentionné dans le recensement.	
	(Western Division.)	do do 2.	60	22	82	..	1	1	278			
	(Division Ouest.)	Norman, No. 1	48	7	55	147			
	(Continued.)	do 2.	53	9	62	163			
	(Suite.)	Rat Portage, S. W., No. 1.	39	10	49	1	211			
		do do 2.	26	4	30	3	226			
		Keewatin, North (Nord)	27	36	59	247	572		
		do do (Sud)	28	35	77	252	844		
		Rainy River	41	8	49	1	210	871		
		Fort Francis	100	14	114	293	1,339		
	Totals—Totaux.	3,176	1,349	4,525	80	77	..	12,829	+33,261	+ Total population of Algoma is 37,570.—La population totale d'Algoma est 37,570.		
												Majority for } A. E. DYMENT, 1,827. Majorité pour }

Election Returns.

BOTHWELL.....	JAMES CLANCY.	HON. D. MILLS.	207	6	1	261	798
Village of Thamesville	101	106	101	6	2	262	897
Town (Village) of Bothwell.	79	101	180	2	2	232	
Township of (Canton) Camden	49	69	118	1	2	239	
do do do	87	69	156	2	1	181	2,991
do do do	58	61	119	9	1	158	
do do do	30	51	81	2	3	218	
do do do	80	75	159	9	1	241	1,401
do do do	69	78	147	2	2	252	
do do Zone.	86	78	164	1	2	252	
do do do	86	78	164	1	2	252	
Town (Village) of Dresden.	75	68	143	1	2	199	2,058
do do do	44	57	101	1	1	263	
do do do	82	73	155	1	1	219	
do do do	60	73	133	1	2	258	2,726
Wallaceburg.	81	80	161	4	1	210	
do do do	71	40	111	4	2	167	
do do do	52	51	103	2	1	230	
do do do	58	98	156	22	1	228	
Township of (Canton) Sombra.	58	67	129	1	1	259	4,207
do do do	85	80	165	1	1	276	
do do do	20	77	183	1	1	175	
do do do	106	77	183	1	1	181	
do do do	46	75	121	11	1	188	
do do do	65	15	80	2	1	223	3,480
do do do	68	37	105	8	1	251	
do do Dawn.	37	71	127	2	1	242	
do do do	56	69	130	2	1	259	
do do do	61	69	127	2	1	218	
do do do	25	83	130	14	1	254	
do do do	82	71	153	2	1	254	
do do do	71	39	110	24	4	254	
do do do	27	83	168	14	1	254	
do do do	85	56	141	2	1	254	
do do do	85	126	173	2	1	254	
do do do	47	53	141	16	1	234	6,150
do do do	31	68	121	16	1	245	
do do do	69	66	146	16	1	245	
do do do	32	66	121	16	1	245	
do do do	68	66	121	16	1	245	

RETURN of the Eighth General Election for the House of Commons of Canada.
Rapport sur la Huitième Election Générale pour la Chambre des Communes du Canada.

Electoral Districts. <i>Districts électoraux.</i>	SUBDIVISIONS.	Names of Candidates and Number of Votes polled for each of them in each Subdivision.		Noms des Candidats et nombre de votes donnés pour chacun d'eux dans chaque subdivision.		Total Number of Votes polled in each Subdivision.	Nombre total des votes donnés dans chaque subdivision.	Number of rejected Ballots.	Nombre de bulletins écartés.	Number of spoiled Ballots.	Nombre de bulletins nuls.	Number of Voters on the Voters' List in each Subdivision.	Nombre d'électeurs inscrits sur la liste des électeurs dans chaque subdivision.	Population in each Constituency as shown by the last Census.	Population de chaque collectivité électorale d'après le dernier recensement.	Remarks. <i>Observations.</i>	
		JAMES CLANCY.	HON. D. MILLS.	JAMES CLANCY.	HON. D. MILLS.												
Province of ONTARIO. d'ONTARIO.	Bothwell (Continued.) (Suite.)	Township of (Canton) Chatham	No. 34	98	38	136	9	221	221	221	221	221	221	221	221		
		do	" 35	78	53	131	1	262	1	262	262	262	262	262	262		
		do	" 36	55	72	127	1	285	2	285	285	285	285	285	285	285	
		Walpole Island (Ile)	" 37	6	4	10	9	9	9	9	9	9	9	9	9	885
		Totals—Totaux	2,589	2,452	4,991	167	8,284	42	8,284	25,593	25,593	25,593	25,593	25,593		
		Majority for } JAMES CLANCY, 87. Majorité pour }	(As declared by Returning Officer. { <i>Tel que déclaré par l'officier-rapporteur.</i>														
		Upon recount by a Judge. (Sur nouveau dénombrement par un juge.) For JAMES CLANCY, 2,587. For DAVID MILLS, 2,528.	Majority for } JAMES CLANCY, 59. } As declared by the Judge. Majorité pour } <i>Tel que déclaré par le juge.</i>														

RETURN of the Eighth General Election for the House of Commons of Canada.
Rapport sur la Huitième Election Générale pour la Chambre des Communes du Canada.

Province of ONTARIO. d'ONTARIO.	Electoral Districts. Districts électoraux.	SUBDIVISIONS.	Names of Candidates and Number of Votes polled for each in each Subdivision.		Noms des Candidats et nombre de votes donnés pour chacun d'eux dans chaque subdivision.		Total Number of Votes polled in each Subdivision.	Nombre total des votes donnés dans chaque subdivision.	Number of rejected Ballots.	Nombre de bulletins écartés.	Number of spoiled Ballots.	Nombre de bulletins maculés.	Number of Voters on the Voters' List in each Subdivision.	Nombre d'électeurs inscrits sur la liste des électeurs dans chaque subdivision.	Population in each Constituency as shown by the last Census.	Population de chaque collège électoral d'après le dernier recensement.	Remarks. Observations.
			WILLIAM J. CLUFF.	JAMES CUMMING.	HON. JOHN F. WOOD.												
BROCKVILLE	East Ward, (Quartier Est) Brockville.	No. 1	5	52	57	114	9	0	0	0	0	0	178	178	8,791		
		do	2	3	50	53	106	0	0	0	0	0	158	158			
		do	3	4	24	47	75	0	0	0	0	0	8	138			138
		do	4	7	29	67	103	11	0	0	0	0	0	176			176
		do	33	4	34	49	87	6	0	0	0	0	0	161			161
		do	4	4	52	48	107	1	0	0	0	0	0	166			166
		do	5	7	47	52	106	6	0	0	0	0	0	191			191
		do	6	7	25	41	69	0	0	0	0	0	0	108			108
		do	7	2	55	55	112	0	0	0	0	0	0	196			196
		do	8	2	22	28	50	0	0	0	0	0	0	91			91
		do	9	0	52	36	95	6	0	0	0	0	0	167			167
		do	10	7	36	45	99	4	0	0	0	0	0	148			148
		do	11	8	45	47	99	4	0	0	0	0	0	155			155
		do	12	7	57	57	121	3	0	0	0	0	0	198			198
		do	13	0	14	12	29	4	0	0	0	0	0	62			62
		do	14	3	47	59	114	0	0	0	0	0	0	172			172
		do	15	8	55	61	138	0	0	0	0	0	0	205			205
		do	16	12	68	76	140	2	0	0	0	0	0	241			241
		do	17	6	53	53	110	1	0	0	0	0	0	182			182
		do	18	4	94	71	173	0	0	0	0	0	0	247			247
		do	19	8	65	28	96	2	0	0	0	0	0	159			159
do	20	3	104	0	146	0	0	0	0	0	0	239	239				
do	21	1	0	0	0	2	0	0	0	0	0	0	0	0			

RETURN of the Eighth General Election for the House of Commons of Canada.
Rapport sur la Huitième Election Générale pour la Chambre des Communes du Canada.

Electoral Districts. Districts électoraux.	SUBDIVISIONS.		Names of Candidates and Number of Votes polled for each of them in each Subdivision.	Noms des Candidats et nombre de votes donnés pour chacun d'eux dans chaque subdivision.		Total Number of Votes polled in each Subdivision.	Nombre total des votes donnés dans chaque subdivision.	Number of rejected Ballots. Nombre de bulletins écartés.	Number of spoiled Ballots. Nombre de bulletins maculés.	Number of Voters on the "Voters' List" in each Subdivision.	Nombre d'électeurs inscrits sur la liste des électeurs dans chaque subdivision.	Population in each Constituency as shown by the last Census. Population de chaque collège électoral d'après le dernier recensement.	Remarks. Observations.
	HENRY CARGILL.	JAMES TOLTON.											
BRUCE, EAST RIDING (Continued.) (Division Est.) Suite.	Township of (Canton) Greenock.	No. 24	52	67	119	15	15	1	183	1,128			
	do do	" 25	25	23	48	1	1	1	73				
	Village of Teeswater.	" 26	75	117	192	1	1	1	319				
	Walkerton (Saugeen Ward) (Quartier).	" 27	93	72	165	1	1	1	401				
	do do (Grove Ward)	" 28	134	70	204	6	6	6	394				
do do (Silver Creek Ward) do	" 29	129	59	188	26	26	26	394					
Totals—Totaux.			2,048	1,881	3,929	133	133	33	*6,051	21,355		* Error, should be Erreur, devrait être 6,061.	
Majority for Majorité pour } HENRY CARGILL, 167.													
BRUCE, NORTH RIDING. (Division Nord.)	ALEXANDER M'NEIL.		HENRY J. POTTS.		177	1	1	1	262				
	HECTOR A. BONNAR.		HENRY J. POTTS.		119	1	1	1	192				
	Hector A. Bonnar.		Henry J. Potts.		193	1	1	1	260	4,375			

Election Returns.

do	do	4	70	46	74	190	1	244
Village of Paisley	do	5	61	61	20	142	1	221
do	do	6	48	43	9	100	1	143
Village of Cheesley	do	7	91	25	3	119	1	176
do	do	8	143	43	6	192	1	284
Village of Tars	do	9	64	72	11	147	1	214
Township of (Canton) Arran	do	10	71	23	57	151	1	198
do	do	11	5	63	88	156	1	207
do	do	12	41	53	46	140	1	206
do	do	13	25	25	37	87	1	131
do	do	14	24	38	27	89	1	131
Village of Southampton	do	15	41	33	26	100	1	154
do	do	16	91	45	52	188	1	248
Township of (Canton) Amabel	do	17	53	59	77	189	1	263
do	do	18	41	52	44	137	1	194
do	do	19	38	52	7	97	1	141
do	do	20	29	42	40	111	1	151
do	do	21	11	32	32	75	1	102
do	do	22	31	67	17	115	1	203
do	do	23	34	39	6	79	1	97
Town (Ville) of Wiarton	do	24	79	108	9	196	1	304
do	do	25	86	103	11	200	1	310
Township of (Canton) Albemarle	do	26	18	40	8	66	1	102
do	do	27	24	24	19	67	1	92
do	do	28	45	40	42	127	1	76
do	do	29	23	23	9	60	1	85
do	do	30	43	32	1	76	1	81
do	do	31	43	88	46	177	1	243
do	do	32	15	46	33	94	1	137
do	do	33	4	32	1	37	1	53
Lindsay and Saint Edmunds	do	34	4	17	1	22	1	40
do	do	35	5	26	5	36	1	67
do	do	36	32	41	4	77	1	115
do	do	37	14	10	12	36	1	56
Totals—Totantz		1,671	1,702	991	4,364	11		*6,174
								20,871

*Error, should be 6,274.
Erreur, devrait être 6,274.

Majority for } ALEXANDER McNEIL, 31 over HECTOR A. BONNAR } As declared by Returning Officer.
 Majorité pour } and 711 over HENRY T. POTTS. } *Tel que déclaré par l'officier rapporteur.*

Upon recount by a Judge.
 (Sur nouveau dépointement par un juge).
 For H. A. BONNAR, 1,671.
 For ALEX. McNEIL, 1,702.
 For HENRY T. POTTS, 991.

Majority for } ALEX. McNEIL, 31. } As declared by the Judge.
 Majorité pour } *Tel que déclaré par le juge.*

RETURN of the Eighth General Election for the House of Commons of Canada.

Rapport sur la Huitième Election Générale pour la Chambre des Communes du Canada.

Electoral Districts. <i>Districts électoraux.</i>	Province of ONTARIO. d'ONTARIO.	SUBDIVISIONS.	No.	Names of Candidates and Number of Votes polled for each of them in each Subdivision.		Noms des Candidats et nombre de votes donnés pour chacun d'eux dans chaque subdivision.		Total Number of Votes polled in each Subdivision.	Nombre total des votes donnés dans chaque subdivision.	Number of rejected Ballots. <i>Nombre de bulletins écartés.</i>	Number of spoiled Ballots. <i>Nombre de bulletins maculés.</i>	Number of Voters on the Voters' List in each Subdivision. <i>Nombre d'électeurs inscrits sur la liste des electeurs dans chaque subdivision.</i>	Population in each Constituency as shown by the last Census. <i>Population de chaque collège électoral d'après le dernier recensement.</i>	Remarks. <i>Observations.</i>	
				PETER H. Mc KENZIE.	JOHN TOLMIE.										
BRUCK WEST RIVERING (Division Ouest.)	Province of ONTARIO. d'ONTARIO.	Saugeen Township (Canton)	1	32	31	63	8	94	1,813						
		do	2	20	28	48		92							
		do	3	35	37	72		118							
		do	4	37	40	77		101							
		do	5	40	28	68		109							
		Bruce Township	6	16	63	79		116							
		do	7	16	115	131		191							
		do	8	45	89	134		202							
		do	9	61	79	140		182							
		do	10	47	94	141		205							
		Kincardine Township	11	51	68	119		228							
		do	12	47	136	188		263							
		do	13	51	57	108		178							
		do	14	41	67	108		179							
		do	15	50	50	100		173							
		Huron Township	16	48	138	168		177							
		do	17	36	108	144		177							
		do	18	40	74	114		152							
		do	19	53	34	87		154							
		do	20	67	85	152		201							
		do	21	38	98	184		184							
		do	22	78	67	145		194							
		do	23	71	36	107		196							

Election Returns.

	24	103	41	144	4	204	265	198	2,631
do	"	"	"	"	"	"	"	"	"
St. Andrew's, Kincardine Town (Ville)	25	44	106	150		144	185	113	
St. John's Ward (Quartier)	26	41	77	119		144	144	144	
St. George's Ward do	27	16	47	98	7	149	193	131	3,142
St. Patrick's Ward do	28	14	47	61		133	183	1	
Village of Tiverton	29	39	42	81		215	186	17	
Lucknow Village	30	91	37	128	3	138	218	2	1,285
do	31	53	23	76	3	186	218	5	1,659
Huron Township (Canton)	32	62	47	109	20	245		1	
Port Elgin Village	33	67	36	103					
do	34	82	35	117					
Totals--Totaux		1,622	2,110	3,732	115	5,376		62	22,377
Majority for } JOHN TOLMIE, 488. Majorité pour }									
		W. L. WALSH	W. M. STUBBS						
CARDWELL	No. 1	61	79	140		185			
Albion Township (Canton)	2	39	36	75		113			
do	3	48	43	91	3	144			
do	4	43	93	136		193			
do	5	31	65	96		131			
do	6	50	62	112		183			
do	7	28	30	58		92			
Adiala Township	8	49	83	132		180			
do	9	76	57	133		210			
do	10	63	21	84		136			
do	11	61	63	124	1	183			
Bolton Village	12	71	160	160		216			2,459
Caledon Township (Canton)	13	66	108	174		168			743
do	14	32	71	103		257			
do	15	34	89	123		189			
do	16	46	99	145	1	203			5,520
do	17	48	88	196		269			
do	18	108	99	207		305			
do	19	39	78	117		176			
Mono Township	20	91	47	138		201			
do	21	63	71	134		198			
do	22	70	71	141		205			
do	23	84	88	172		219			3,518

RETURN of the Eighth General Election for the House of Commons of Canada.

Rapport sur la Huitième Election Générale pour la Chambre des Communes du Canada.

Electoral Districts. Districts électoraux.	Names of Candidates and Number of Votes polled for each of them in each Subdivision.		Noms des Candidats et nombre de votes donnés pour chacun d'eux dans chaque subdivision.		Total Number of Votes polled in each Subdivision.		Nombre total des votes donnés dans chaque subdivision.		Number of rejected Ballots.		Nombre de bulletins écartés.		Number of spoiled Ballots.		Nombre de bulletins maculés.		Number of Voters on the Voters' List in each Subdivision.		Nombre d'électeurs inscrits sur la liste des électeurs dans chaque subdivision.		Population in each Constituency as shown by the last Census.		Population de chaque collège électoral d'après le dernier recensement.		Remarks. Observations.
	W. L. WALSH.	W. M. STUBBS.	W. L. WALSH.	W. M. STUBBS.	Total	Total	Number of rejected Ballots.	Number of spoiled Ballots.	Number of Voters on the Voters' List in each Subdivision.	Number of Voters on the Voters' List in each Subdivision.	Number of rejected Ballots.	Number of spoiled Ballots.	Number of Voters on the Voters' List in each Subdivision.	Number of Voters on the Voters' List in each Subdivision.	Population	Population									
Province of ONTARIO. d'ONTARIO.																									
CARDWELL..... (Continued.) (Suite.)	Mono Township (Canton)..... " 24		90		67		157		1		1		210		210		210		210		15,382		15,382		
	do " " " " " 25		50		68		118		1		1		178		178		178		178		15,382		15,382		
	Totals—Totaux.....		1,441		1,825		3,266		6		6		4,744		4,744		4,744		4,744		15,382		15,382		
			Majority for Majorité pour		WILLIAM STUBBS, 384.																				
CARLETON.....	Township of (Canton) Nepean—		1		2		3		1		1		234		234		234		234		163		163		
	Bells Corners.....		1		1		2		1		1		163		163		163		163		163		163		
	Fallowfield.....		2		30		32		1		1		168		168		168		168		168		168		
	Merivale.....		3		68		71		1		1		168		168		168		168		168		168		

Election Returns.

Skead's Mills.....	4	49	47	106	1	15	207	6,189
Hintonburg, West (Owest).....	5	31	72	129	4	1	196	
do East (East).....	6	5	36	163	6	246	
Twin Elm.....	7	2	51	121	1	188	
Township of (Canton) North Gower—	8	1	43	46	1	239	
Gower Corners.....	9	18	38	93	1	166	
Wellington.....	10	74	56	2	226	
Manotick.....	11	17	89	118	2	222	
Township of (Canton) Marlborough—	12	1	54	82	154	
Town Hall.....	13	1	58	114	205	
Malakof.....	14	3	36	92	3	140	
Burritt's Rapids.....	15	9	73	27	1	206	
Richmond Village.....	16	1	51	85	133	
Township of (Canton) Goulbourne—	17	3	63	135	200	
Goulbourne (Scott's).....	18	5	12	180	2	1	240	
Munster.....	19	5	43	40	3	165	
Ashton.....	20	4	60	65	2	270	
Town Hall (Hotel de Ville).....	21	1	91	24	176	
Township of (Canton) March—	22	2	11	27	3	135	
North March.....	23	2	4	40	5	2	132	
Torbolton Township (Canton).....	24	10	35	40	6	204	
South March.....	
Mechanicksville, Nepean.....	
Billings' Bridge.....	
Ottawa, East.....	
Totals—Totaux.....	50	299	1,337	1,128	2,814	33	4,615	16,534

Majority for } WILLIAM T. HODGINS, 201.
Majorité pour }

Election Returns.

Township of (Canton) Osnabrock—									
Wales.....	19	45	52	65	162	1	1	210	185
Aultsville.....	20	8	81	78	167	3	3	210	141
Lamburg.....	21	61	51	29	141	13	13	222	250
Gallingertown.....	22	80	34	15	129	1	1	193	226
Newington.....	23	75	27	30	132	1	1	245	223
Bush Glen.....	24	92	9	30	131	1	1	215	187
Osnabrock Centre.....	25	85	28	50	163	1	1	203	254
Cornwall Town (Village)—									
East Ward (Quarter Est).....	26	6	54	73	133	9	2	361	292
do do.....	27	1	56	33	90	8	2	257	233
do do.....	28	11	47	36	94	5	5	205	255
Centre Ward (Quarter Centre).....	29	9	64	44	117	1	1	244	273
do do.....	30	9	104	65	178	2	2	360	217
do do.....	31	6	81	44	131	10	3	286	181
West Ward (Quarter Ouest).....	32 ^a	6	62	30	98	4	3	210	211
do do.....	32 ^b	5	51	27	83	5	1	207	168
do do.....	33	7	75	28	110	1	1	278	187
do do.....	34	10	73	43	126	1	1	272	168
Totals—Totaux.....		1,513	1,838	1,456	4,807	103	31	8,350	27,166

Majority for } DARRY BERGIN over { J. G. ADAMS, 325.
Majorité pour } J. G. SNETSINGER, 382.

	No.	ANDREW BRODER.		JAMES P. FOX.		ADAM JOHNSTON.			
Village of Iroquois.....	1	51	8	74	128	3	1	185	1,047
do do.....	2	51	10	55	106	5	2	141	
Township of (Canton) Matilda.....	3	77	79	79	166	6	6	250	
do do.....	4	107	5	53	165	1	1	226	
do do.....	5	66	19	58	143	1	1	223	4,138
do do.....	6	72	21	39	132	1	1	187	
do do.....	7	118	16	44	178	2	1	254	
do do.....	8	99	11	35	145	1	1	213	
do do.....	9	101	35	73	209	3	3	292	
do do.....	10	75	22	68	165	1	1	233	3,422
do do.....	11	63	37	71	171	1	1	253	
do do.....	12	102	34	63	199	1	1	273	
Village of Morrisburg.....	13	50	3	63	143	1	1	217	
do do.....	14	53	1	66	119	1	1	181	1,859
do do.....	15	49	1	75	125	1	1	168	

Election Returns.

Division	A. B. INGRAM.		J. P. MARTYN.		J. H. WILSON.		Majority for <i>Majorité pour</i>	Totals— <i>Totaux</i>
	No.	1	No.	2	No.	3		
Brown's, S. H.	19	34	47	4	85	1	121	
Fisher's	20	43	40	4	87	1	133	
Kendall	21	27	24	24	143	1	198	
Orano	22	56	42	16	114	1	156	
Leskard	23	34	47	33	114	1	144	
Moffat's, S. H.	24	6	25	48	79	1	105	
Starkville.	25	48	66	13	127	1	170	
Orano	26	60	51	18	123	1	171	
Village of Newcastle—								
East Ward (<i>Quartier Est</i>)	27	33	41	3	77	2	103	
West Ward (<i>Quartier Ouest</i>)	28	40	37	2	79	1	106	
Totals—<i>Totaux</i>		1,458	1,405	428	3,292	25	4,415	
						18	15,374	
							4,427	
							787	
							10,366	
							5,471	
							151	
							83	
							118	
							184	
							283	
							213	
							275	
							312	
							246	
							290	
							310	
							298	
							349	
							278	
							213	
							275	
							175	
							283	
							305	
							229	
							238	
							287	
							278	
							196	
							184	
							281	
							118	
							313	
							83	
							151	
							83	
							118	
							184	
							283	
							213	
							275	
							312	
							246	
							290	
							310	
							298	
							349	
							278	
							213	
							275	
							175	
							283	
							305	
							229	
							238	
							287	
							278	
							196	
							184	
							281	
							118	
							313	
							83	
							151	
							83	
							118	
							184	
							283	
							213	
							275	
							312	
							246	
							290	
							310	
							298	
							349	
							278	
							213	
							275	
							175	
							283	
							305	
							229	
							238	
							287	
							278	
							196	
							184	
							281	
							118	
							313	
							83	
							151	
							83	
							118	
							184	
							283	
							213	
							275	
							312	
							246	
							290	
							310	
							298	
							349	
							278	
							213	
							275	
							175	
							283	
							305	
							229	
							238	
							287	
							278	
							196	
							184	
							281	
							118	
							313	
							83	
							151	
							83	
							118	
							184	
							283	
							213	
							275	
							312	
							246	
							290	
							310	
							298	
							349	
							278	
							213	
							275	
							175	
							283	
							305	
							229	
							238	
							287	
							278	
							196	
							184	
							281	
							118	
							313	
							83	
							151	
							83	
							118	
							184	
							283	
							213	
							275	
							312	
							246	
							290	
							310	
							298	
							349	
							278	
							213	
							275	
							175	
							283	
							305	
							229	
							238	
							287	
							278	
							196	
							184	
							281	
							118	
							313	
							83	
							151	
							83	
							118	
							184	
							283	
							213	
							275	
							312	
							246	
							290	
							310	
							298	
							349	
							278	
							213	
							275	
							175	
							283	
							305	
							229	
							238	
							287	
							278	
							196	
							184	
							281	
							118	
							313	
							83	
							151	
							83	
							118	
							184	
							283	
							213	
							275	
							312	
							246	
							290	
							310	
							298	

RETURN of the Eighth General Election for the House of Commons of Canada.

Rapport sur la Huitième Election Générale pour la Chambre des Communes du Canada.

Electoral Districts. <i>Districts électoraux.</i>	SUBDIVISIONS.		Names of Candidates and Number of them in each Subdivision.	A. B. INGRAM.	J. P. MARTYN.	J. H. WILSON.	Total Number of Votes polled in each Subdivision.	Nombre total des votes donnés dans chaque subdivision.	Number of rejected Ballots. <i>Nombre de bulletins écartés.</i>	Number of spoiled Ballots.	Nombre de bulletins maculés.	Number of Voters on the Voters' List in each Subdivision.	Nombre d'électeurs inscrits sur la liste des electeurs dans chaque subdivision.	Population in each Constituency as shown by the last Census.	Population de chaque collège électoral d'après le dernier recensement.	Remarks. <i>Observations.</i>	
	of ONTARIO.	d'ONTARIO.															
ESSEX.....	Malahide.....	No. 26	70	18	86	174	174	252	
	do	" 27	99	18	99	216	216	309	3,851	
	do	" 28	79	13	77	169	169	312	
	do	" 29	78	3	78	159	159	252	
	do	" 30	124	18	79	221	221	297	
	do	" 31	71	25	65	161	161	10	1	245	
	Bayham.....	" 32	50	44	66	160	160	1	280	3,856	
	do	" 33	84	19	54	157	157	254	
	do	" 34	53	19	50	122	122	1	213	
	do	" 35	77	34	63	174	174	21	3	298	
	do	" 36	86	5	104	195	195	344	
	Aylmer.....	" 37	133	5	142	280	280	451	2,166	
	do	" 38	47	3	42	92	92	129	
	Vienna.....	" 38	80	4	50	134	134	2	215	
	Port Stanley.....	" 39
	Totals—Totaux.....	2,862	492	2,634	6,038	6,038	99	68	9,951
	Majority for } Majorité pour }	A. B. INGRAM over J. H. WILSON, 178; over J. P. MARTYN, 2,370.														

Election Returns.

ELGIN (West Riding, Division Ouse.)	Township of (Canton) Aldborough	No.	George E. Cassey	Alexander A. McKillop	Majority	Total	Voters	Total	Total				
	Township of (Canton) Aldborough	1	83	126		2,585	1,859	4,444	69	47	*8,064	23,925	*Error, should be 8,065. Erreur, devrait être 8,065.
	do	2	60	51							403		
	do	3	60	57							213		
	do	4	68	71							252		
	do	5	65	44							267	5,289	
	do	6	80	89							205		
	Township of (Canton) Dunwich	7	70	60							283		
	do	8	46	90							228		
	do	9	86	90							227		
	do	10	75	30							225	3,663	
	do	11	146	29							225		
	do	12	93	54							307		
	Township of (Canton) Howard	13	71	71							284		
	do	14	52	63							234		
	do	15	29	68							207		
	do	16	33	49							197	3,626	
	do	17	94	37							156		
	do	18	38	54							218		
	Township of (Canton) Orford	19	106	41							196		
	do	20	113	46							251		
	do	21	52	74							183	3,479	
	do	22	48	33							255		
	do	23	121	43							166		
	do	24	25	12							286		
	Township of (Canton) Southwold	25	83	50							61		
	do	26	55	39							213		
	do	27	105	35							178		
	do	28	60	64							262		
	do	29	67	93							212		
	do	30	76	47							262	4,766	
	do	31	82	30							231		
	Dulton	32	75	64							190	838	
	do	33	47	21							215		
	Ridgetown	34	66	39							170		
	do	35	85	37							204	2,254	
	do	36	70	28							250		
											215		
	Totals—Totaux		2,585	1,859		4,444	69	47			*8,064	23,925	

Majority for } GEORGE E. CASEY, 726.
Majorité pour }

RETURN of the Eighth General Election for the House of Commons of Canada.

Rapport sur la Huitième Election Générale pour la Chambre des Communes du Canada.

Electoral Districts. Districts électoraux.	SUBDIVISIONS.		Names of Candidates and Number of Votes polled for each of them in each Subdivision.	M. K. COWAN.	S. A. KING.	Total Number of Votes polled in each Subdivision.	Nombre total des votes donnés dans chaque subdivision.	Number of rejected Ballots.	Nombre de bulletins écartés.	Number of spoiled Ballots.	Number of bulletins mutilés.	Number of Voters' List in each Subdivision.	Nombre d'électeurs inscrits sur la liste des électeurs dans chaque subdivision.	Population in each Constituency as shown by the last Census.	Population de chaque collège électoral d'après le dernier recensement.	Remarks. Observations.
ESSEX. (South Riding.) (Division Sud.)	Amherstburgh.....	No. 1	67	58	125	1	1	1	1	1	1	203	2,279			
	do	" 2	55	77	132	4	1	1	1	1	1	194				
	do	" 3	56	42	98	10	17	10	10	10	10	210	1,573			
	Maldon.....	" 4	95	64	159	3	3	3	3	3	3	213				
	do	" 5	60	79	139	8	8	8	8	8	8	287				
	Anderdon.....	" 6	68	88	156	2	2	2	2	2	2	281	2,204			
	do	" 7	31	85	116	5	5	5	5	5	5	115				
	do	" 8	31	48	79	7	7	7	7	7	7	115				
	Colchester, North (Nord).....	" 9	98	77	175	7	7	7	7	7	7	288	1,720			
	do	" 10	45	58	103	11	11	11	11	11	11	125				
	do	" 11	20	57	77	2	2	2	2	2	2	302				
	do	" 12	134	74	208	2	2	2	2	2	2	248	2,827			
	Colchester, South (Sud).....	" 13	68	101	169	2	2	2	2	2	2	230				
	do	" 14	86	79	165	2	2	2	2	2	2	261				
	do	" 15	113	68	183	1	1	1	1	1	1	216	1,709			
	Town of (Ville) Essex.....	" 16	88	67	155	1	1	1	1	1	1	252				
	do	" 17	66	71	137	5	5	5	5	5	5	252				
	Gosfield.....	" 18	88	90	178	5	5	5	5	5	5	253	4,071			
	do	" 19	83	68	151	5	5	5	5	5	5	254				
	do	" 20	100	88	188	18	18	18	18	18	18	259				
	do	" 21	55	55	106	18	18	18	18	18	18	167				
	do	" 22	51	51	106	1	1	1	1	1	1	167				
Kingsville.....	" 22	51	39	90	1	1	1	1	1	1	204	1,385				

Election Returns.

Mersea	23	92	48	140	253	3,788	Population already men- Populationove. Population déjà donnée plus haut.
do	24	120	104	224	386		
do	25	114	114	192	294		
do	26	78	45	181	249		
Leamington.....	27	136	95	198	273	1,910	
do	28	103	103	203	282	605	
Pelee Island (Ile)	29	90	44	134	181	*	
Kingsville.....	30	44	63	107	141	*	
Mersea	31	53	35	88	132		
Totals—Totaluz.							24,022

Majority for } M. K. COWAN, 182.
Majorité pour }

No.	WILLIAM MCGREGOR.				DANIEL MCFARLANE.				10,322
	ALEX. MCNEIL.	DANIEL MASON.	DANIEL BYRNE.	ODETTE.	DANIEL MASON.	DANIEL BYRNE.	ODETTE.		
Windsor	49	2	20	47	118	1	3	257	
do	61	1	8	40	110	2	1	213	
do	64	1	11	59	135	2	1	299	
do	52	1	10	44	107	3	1	236	
do	28	3	14	31	73	3	1	207	
do	25	3	11	25	64	9	1	141	
do	17	2	13	19	51	5	1	122	
do	35	1	13	34	83	2	2	167	
do	40	2	24	33	99	9	2	217	
do	30	9	9	36	74	3	3	268	
do	11	44	18	50	112	7	4	277	
do	35	1	15	32	83	4	4	227	
do	13	30	1	19	67	1	1	148	
do	14	46	1	22	78	4	4	192	
do	37	6	25	63	176	8	4	341	
do	38	2	17	43	100	8	4	207	
do	45	41	3	24	95	15	15	258	
do	46	4	10	35	104	2	2	218	
Sandwich Town (Ville)	55	4	8	31	87	1	1	157	
do	44	4	5	43	61	14	1	104	
Walkerville.....	47	13	1	12	142	1	1	215	
do	21	1	108	42	150	3	3	251	
Sandwich, West (Ouest)	74	3	31	42	199	3	3	246	
do	90	8	9	60	126	3	3	167	
do	55	2	9	60	88	3	3	110	
do	25	2	3	16	44	3	3	110	

N^o 2
Essex
(North Riding.)
(Division Nord.)

RETURN of the Eighth General Election for the House of Commons of Canada.
Rapport sur la Huitième Election Générale pour la Chambre des Communes du Canada.

Electoral Districts. <i>Districts électoraux.</i>	SUBDIVISIONS.	Names of Candidates and Number of Votes polled for each of them in each Subdivision.		MASON. Votes des Candidats et nombre de votes donnés pour chacun d'eux dans chaque subdivision.	Total Number of Votes polled in each Subdivision.	Number of rejected Ballots. <i>Nombre de bulletins écartés.</i>	Number of spoiled Ballots. <i>Nombre de bulletins maculés.</i>	Number of Voters on the Voters' List in each Subdivision.	Nombre d'électeurs inscrits sur la liste des électeurs dans chaque subdivision.	Population in each Constituency as shown by the last Census. <i>Population de chaque collège électoral d'après le dernier recensement.</i>	Remarks. <i>Observations.</i>
		WILLIAM McGREGOR.	McNEIL.								
ESSEX. (North Riding.) <i>(Division Nord.)</i> (Continued.) (Suite.)	Sandwich, East (East).....	No. 21	39	3	82	7	1	151	4,378		
	do do	" 22	99	5	203	1	1	262			
	do do	" 23	101	9	191	243			
	do do	" 26	33	1	68	94			
	Sandwich, South (Sud).....	" 24	30	16	109	3	1	223			
	do do	" 25	72	15	137	214			
	Maidstone	" 27	42	29	116	6	..	167			
	do do	" 28	41	21	103	2	1	170			
	do do	" 29	33	37	89	2	1	147			
	do do	" 30	52	15	105	146			
	do do	" 31	44	2	94	2	..	126			
	Rochester.....	" 32	51	12	112	177			
do do	" 33	48	14	93	144				
do do	" 42	89	1	124	4	..	180				
do do	" 43	58	1	91	144				
Tilbury, North (Nord).....	" 34	192	2	183	6	2	281				
do do	" 35	39	11	67	103				
Tilbury, West and North (Ouest et Nord).....	" 36	125	2	177	267				
do do	" 38	112	14	51	66				
do do	" 39	112	20	199	281				
do do	" 39	32	15	95	1	..	149				
do do	" 40	43	1	74	106				

RETURN of the Eighth General Election for the House of Commons of Canada.

Rapport sur la Huitième Election Générale pour la Chambre des Communes du Canada.

Electoral Districts. <i>Districts électoraux.</i>	SUBDIVISIONS.		Names of Candidates and Number of Votes polled for each of them in each Subdivision.	JOHN CAR- RUTHERS.	JOHN D. REID, nombre de votes donnés pour chacun d'eux dans chaque subdivision.	Total Number of Votes polled in each Subdivision.	Number of rejected Ballots. <i>Nombre de bulletins écartés.</i>	Number of spoiled Ballots. <i>Nombre de bulletins manqués.</i>	Number of Voters on the Voters' List in each Subdivision.	Nombre d'électeurs inscrits sur la liste des electeurs dans chaque subdivision.	Population in each Constituency as shown by the last Census. <i>Population de chaque collège électoral d'après le dernier recensement.</i>	Remarks. <i>Observations.</i>
	Township of (Canton) Augusta.	Township of (Canton) Edwardsburgh.										
Province of ONTARIO. d'ONTARIO.	Grenville.	Augusta.	No. 1	68	32	100	1	4	155	4,534	959	4,517
	do	do	" 2	61	44	105	3	8	140			
	do	do	" 3	65	31	96	3	5	165			
	do	do	" 4	47	94	114	..	1	163			
	do	do	" 5	19	95	114	..	5	154			
	do	do	" 6	45	68	113	..	9	170			
	do	do	" 7	55	77	132	..	9	199			
	do	do	" 8	66	40	106	..	7	172			
	do	do	" 9	38	51	89	8	1	145			
	do	do	" 10	3	41	44	8	1	71			
	do	do	" 11	68	180	248	1	7	310			
	Village of Cardinal.	Edwardsburgh.	" 12	79	74	153	..	1	228			
	do	do	" 13	57	63	120	4	1	165			
	do	do	" 14	38	54	92	..	5	173			
	do	do	" 15	69	56	125	..	6	182			
	do	do	" 16	79	43	122	6	..	156			
	do	do	" 17	51	43	94	..	6	138			
	do	do	" 18	42	80	122	159			
	do	do	" 19	35	60	95	118			
	Town of (Ville) Prescott	do	" 20	65	32	97	151			
	do	do	" 21	54	51	105	198			
	do	do	" 22	67	31	98	152			

RETURN of the Eighth General Election for the House of Commons of Canada.
Rapport sur la Huitième Election Générale pour la Chambre des Communes du Canada.

Electoral Districts. Districts électoraux.	SUBDIVISIONS.	Names of Candidates and Number of Votes polled in each Subdivision.		Names des Candidats et nombre de votes donnés pour chacun d'eux dans chaque subdivision.		Total Number of Votes polled in each Subdivision.	Nombre total des votes donnés dans chaque subdivision.	Number of rejected Ballots.	Nombre de bulletins écartés.	Number of spoiled Ballots.	Nombre de bulletins maqués.	Number of Voters on the Voters' List in each Subdivision.	Nombre d'électeurs inscrits sur la liste des électeurs dans chaque subdivision.	Population in each Constituency as shown by the last Census.	Population de chaque collège électoral d'après le dernier recensement.	Remarks. Observations.	
		JAMES BOWEN.	THOMAS S. SPROULE.	JAMES BOWEN.	THOMAS S. SPROULE.												
GREY (East Riding.) (Division Est.) (Continued.) (Suite.)	Township of (Canton) Proton.	No. 34	19	70	9	114	3,287										
	do	35	13	22		45											
	do	36	15	79		161											
	do	37	48	76		105											
	do	38	28	101	2	143		1,202									
	Village of Shelburne.	38a	81	101	1	188											
	do	39	42	79	1	188											
	Township of (Canton) St. Vincent.	40	37	121		103											
	do	41	71	42	10	176											
	do	42	41	118		200											
	do	43	56	104		156											
	do	44	50	79		128											
	do	45	23	27	6	81											
	do	46	44	27	50	1	87										
	do	47	8	11	19		28										
do	48	9	68	77	1	121											
do	49	18	37	45		86											
Village of Dundalk.		31	81	112		201											
Totals—Totaux.		2,037	2,560	4,599	34	69	4,599	34	69	69	69	7,452	26,225	7,408			
		Majority for Majorité pour		THOS. S. SPROULE, 521.													

RETURN of the Eighth General Election for the House of Commons of Canada.
Rapport sur la Huitième Election Générale pour la Chambre des Communes du Canada.

Electoral Districts. <i>Districts électoraux.</i>	SUBDIVISIONS.		Total Number of Votes polled in each Subdivision.	Number of rejected Ballots.	Number of spoiled Ballots.	Number of Voters on the Voters' List in each Subdivision.	Number of electeurs inscrits sur la liste des electeurs dans chaque subdivision.	Population in each Constituency as shown by the last Census.	Population de chaque collège électoral d'après le dernier recensement.	Remarks. <i>Observations.</i>
	Names of Candidates and Number of Votes polled for each of them in each Subdivision.	Names of Candidates et nombre de votes donnés pour chacun d'eux dans chaque subdivision.								
Province of ONTARIO. d'ONTARIO.	GREY	JOHN CLARK.	77	1	10	238	238	2,200	26,341	
	(North Riding.)	JAMES Mc-	84	15	1	205	205			
	(Division Nord.)	LAUGHLAN.	85	15	1	183	183			
	(Continued.) (Suite.)		2,482	125	61	7,064	7,064			
Totals—Totaux.....			4,936	125	61	7,064	7,064	26,341		
<p>Majority for } JOHN CLARK, 28. <i>Majorité pour</i></p> <p>Upon recount by a Judge :— <i>(Sur un nouveau dépouillement par un juge) :—</i> For } JOHN CLARK..... 2,559 Pour } JAMES McLAUGHLAN..... 2,527</p> <p>Majority for } JOHN CLARK, 32 { <i>As declared by the Judge.</i> <i>Majorité pour</i> } <i>Tel que déclaré par le juge.</i></p>										

Election Returns.

Township of (Canton) Canboro.....	22	42	45	46	133	1	196	1,118
do	23	38	38	34	110	2	172	
do	24	48	40	98	186	14	260	984
Dunnville.....	25	1	24	123	148	2	174	1,776
do	26	4	30	67	110	14	165	
do	27	1	32	74	107	3	203	
Township of (Canton) Moulton.....	28	12	59	80	151	2	150	1,894
do	29	47	20	42	109	3	79	
do	30	5	16	31	52	3	156	
do	31	9	47	47	103	3	116	436
do	32	14	14	49	77	1	244	925
do	33	76	48	75	199	2	211	
do	34	19	13	115	147	2	196	
do	35	12	55	89	156	1	194	2,945
do	36	9	69	59	137	27	185	
do	37	5	48	58	111	11	152	
do	38	47	12	34	93	11	6,227	21,463
Totals—Totaux.....	728	1,484	2,197	4,409	120	94	6,227	21,463

Majority for } Hon. W. H. MONTAGUE { over S. A. BROOK, 1,469.
Majorité pour } over A. A. DAVIS, 713.

HALTON.....	No.	DAVID HENDERSON.		JOHN WALDIE.		121	151	164	189	210	168	181	269	203	196	212	274	215	221	132	129	148	267	248	221	
		90	31	87	64																					91
Acton.....	1																									
do	2																									
Burlington.....	3																									
do	4																									
Township of (Canton) Esquesing.....	5																									
do	6																									
do	7																									
do	8																									
do	9																									
do	10																									
do	11																									
Georgetown.....	12																									
do	13																									
Town of (Village) Milton.....	14																									
do	15																									
do	16																									
Township of (Canton) Nassagaweya.....	17																									
do	18																									
do																										

RETURN of the Eighth General Election for the House of Commons of Canada.
Rapport sur la Huitième Election Générale pour la Chambre des Communes du Canada.

Electoral Districts. <i>Districts électoraux.</i>	SUBDIVISIONS.		Names of Candidates and Number of Votes polled for each of them in each Subdivision.	JOHN WALDIE. Nombre de votes donnés pour chacun d'eux dans chaque subdivision.	Total Number of Votes polled in each Subdivision.	Number of rejected Ballots. <i>Nombre de bulletins écartés.</i>	Number of spoiled Ballots. <i>Nombre de bulletins maculés.</i>	Number of Voters on the Voters' List in each Subdivision.	Nombre d'électeurs inscrits sur la liste des electeurs dans chaque subdivision.	Population in each Constituency as shown by the last Census. <i>Population de chaque collège électoral d'après le dernier recensement.</i>	Remarks. <i>Observations.</i>	
	DAVID HENDERSON.	JOHN WALDIE.										
HALTON..... (Continued.) (Suite.)	Township of (Canton) Nelson	No. 19	39	67	106	2	178	178	3,269		
	do	" 20	67	84	151	196	196			
	do	" 21	66	63	129	167	167			
	do	" 22	77	69	146	16	6	206			
	do	" 23	121	49	170	237			
	Town of (Ville) Oakville	" 24	65	31	96	12	151			
	do	" 25	71	53	124	6	1	179			
	do	" 26	71	84	155	4	248			
	Township of (Canton) Trafalgar	" 27	84	78	162	1	217			
	do	" 28	121	62	183	1	2	225			
	do	" 29	76	112	188	9	243			
	do	" 30	58	73	131	3	190			
	do	" 31	69	48	117	2	1	162			
do	" 32	72	91	163	6	214				
Totals—Totaux.			2,432	2,323	4,755	78	43	6,460	6,460	21,982		
			Majority for } DAVID HENDERSON, 109. } Majorité pour } <i>Tel que déclaré par l'officier-rapporteur.</i>									

Election Returns.

Upon recount by a Judge :— (Sur nouveau dépouillement par un juge) :—					
DAVID HENDERSON.	JOHN WALTER.				
92	32				124
87	64				151
57	92				149
60	65				125
62	80				142
133	91				224
78	75				153
45	91				136
91	75				166
127	66				193
66	85				151
58	103				161
54	41				95
48	35				83
46	64				110
114	95				209
102	107				209
68	119				187
39	67				106
67	84				151
66	63				129
83	73				162
121	60				171
68	39				107
74	56				130
73	85				158
84	78				162
122	61				183
76	121				197
29	74				132
30	58				74
31	69				117
32	72				91
Totals—Totaler.....	2,460	2,376	4,836		

(As declared by the Judge.
{ Tel que déclaré par le juge.

Majority for } DAVID HENDERSON, 84.
Majorité pour }

RETURN of the Eighth General Election for the House of Commons of Canada.

Rapport sur la Huitième Election Générale pour la Chambre des Communes du Canada.

Electoral Districts. <i>Districts électoraux.</i>	SUBDIVISIONS.	Names of Candidates and Number of Votes polled for each of them in each Subdivision.						Noms des Candidats et nombre de votes donnés pour chacun d'eux dans chaque subdivision.				Total Number of Votes polled in each Subdivision.	Nombre total des votes donnés dans chaque subdivision.	Number of Voters on the Voters' List in each Subdivision.	Nombre d'électeurs inscrits sur la liste des electeurs dans chaque subdivision.	Population in each Constituency as shown by the last Census.	Population de chaque collège électoral d'après le dernier recensement.	Remarks. <i>Observations.</i>
		SAMUEL BARKER.	R. G. BOVILLÉ.	W. W. BUCHANAN.	T. H. MCPIERSON.	F. W. WATKINS.	A. T. WOOD.											
HAMILTON (City—Cité.)	Hamilton City (Cité).....	71	71	10	83	8	96	349	237
	do	58	59	10	55	12	57	251	169
	do	41	42	4	39	4	42	172	113
	do	56	56	17	43	14	44	230	194
	do	52	50	15	66	12	67	263	194
	do	53	41	6	66	7	65	240	173
	do	43	46	17	46	11	42	205	158
	do	23	26	10	40	13	41	153	131
	do	37	45	13	55	14	59	223	172
	do	66	68	15	75	12	74	310	230
	do	44	40	9	34	3	34	160	133
	do	51	55	8	35	2	38	184	148
	do	53	49	7	80	2	80	271	192
	do	45	49	11	59	10	59	233	170
	do	32	38	10	50	12	51	193	131
	do	41	49	12	69	9	68	248	174
	do	56	59	12	69	9	66	265	189

Election Returns.

do	18	52	60	12	43	16	44	227	169
do	19	56	54	17	44	17	41	229	157
do	20	46	54	12	68	12	65	257	177
do	21	60	72	25	54	22	56	289	225
do	22	76	95	24	60	19	60	330	257
do	23	80	95	16	58	14	60	323	228
do	24	44	52	14	71	7	72	260	176
do	25	68	85	23	82	16	83	337	289
do	26	61	67	11	77	11	79	306	215
do	27	67	72	7	64	6	67	283	218
do	28	46	49	3	62	9	63	232	160
do	29	53	63	18	72	15	68	289	208
do	30	92	105	5	77	7	75	361	263
do	31	52	55	14	54	11	59	245	169
do	32	63	64	13	48	4	51	243	200
do	33	28	26	5	35	4	37	135	112
do	34	13	12	4	22	2	22	75	54
do	35	27	31	10	57	5	58	188	147
do	36	26	29	9	54	6	54	178	133
do	37	65	61	7	60	7	59	262	201
do	38	48	49	12	74	9	73	265	194
do	39	47	49	13	47	11	46	213	181
do	40	41	44	11	64	5	62	227	175
do	41	49	43	13	58	11	55	229	161
do	42	52	53	9	65	10	63	2	211
do	43	44	44	7	45	5	47	197	141
do	44	50	52	17	73	16	75	283	203
do	45	60	61	22	62	19	68	292	211
do	46	66	68	19	72	10	72	307	219
do	47	51	52	13	53	8	52	229	191
do	48	78	77	10	60	8	61	294	190
do	49	49	43	11	38	9	35	185	144
do	50	89	82	14	59	12	61	317	243
do	51	76	75	4	50	3	52	260	197
do	52	42	44	11	50	11	51	209	150
do	53	72	77	22	65	18	66	320	219
do	54	90	99	35	30	30	66	387	261
do	55	60	66	28	64	21	68	307	216
do	56	47	62	26	60	17	59	271	187
do	57	49	55	31	50	25	52	262	192
do	58	74	81	26	70	25	68	344	236
do	59	85	91	39	71	38	75	399	264
do	60	64	70	18	62	16	62	232	205
do	60½	43	50	15	50	14	50	222	155
do	61	66	67	19	66	16	66	337	250
do	62	30	34	14	35	17	38	168	175

RETURN of the Eighth General Election for the House of Commons of Canada.

Rapport sur la Huitième Election Générale pour la Chambre des Communes du Canada.

Electoral Districts. <i>Districts électoraux.</i>	SUBDIVISIONS.	Noms des Candidats et pour chacun d'eux dans chaque subdivision.						Total Number of Votes polled in each Subdivision.	Nombre total des votes donnés dans chaque subdivision.	Number of VOTERS on the Voters' List in each Subdivision.	Nombre d'électeurs inscrits sur la liste des électeurs dans chaque subdivision.	Population in each Constituency as shown by the last Census.	Population de chaque collège électoral d'après le dernier recensement.	Remarks. <i>Observations.</i>
		SAMUEL BARKER.	R. G. BOVILLE.	W. W. BUCHANAN.	T. H. MACPHERSON.	F. W. WATKINS.	A. T. WOOD.							
of ONTARIO. <i>d'ONTARIO.</i>	Hamilton City (City)	88	41	15	49	10	49	202	225	186	Error—Erreur— † Should be—Devrait être, 915. † Should be—Devrait être, 3,850.	
	do	35	34	8	56	7	54	194	186		
	do	15	21	4	32	5	31	108	165		
		3,507	3,734	935†	3,815	770	3,860†	16,591	12,368	47,245				
HAMILTON. (City—City.)		Majorité pour { A. T. WOOD, over BOVILLE, 126 ; over BARKER, 353 ; over BUCHANAN, 2,925 ; over WATKINS, 3,090. T. H. MACPHERSON, over BOVILLE, 81 ; BARKER, 308 ; over over BUCHANAN, 2,880 ; over WATKINS, 3,045. (For R. G. BOVILLE, 3,773. SAMUEL BARKER, 3,546. W. W. BUCHANAN, 928. T. H. MACPHERSON, 3,797. F. W. WATKINS, 806. A. T. WOOD, 3,887.) Upon recount by a Judge. (Sur nouveau dépouillement par un juge.) Majorité for { A. T. WOOD, over BOVILLE, 64 ; over BARKER, 291 ; over BUCHANAN, 2,909 ; over WATKINS, 3,031. T. H. MACPHERSON, over BOVILLE, 24 ; over BARKER, 251 ; over BUCHANAN, 2,869 ; over WATKINS, 2,991. As declared by the Judge. (Tel que déclaré par le juge.)												

RETURN of the Eighth General Election for the House of Commons of Canada.
Rapport sur la Huitième Election Générale pour la Chambre des Communes du Canada.

Province of ONTARIO. D'ONTARIO.	Eli-ctoral Districts. Districts électoraux.	SUBDIVISIONS.	Names of Candidates and Number of Votes polled for each of them in each Subdivision.		Noms des Candidats et nombre de votes donnés pour chacun d'eux dans chaque subdivision.		Total Number of Votes polled in each Subdivision.	Nombre total des votes donnés dans chaque subdivision.	Number of rejected Ballots. Nombre de bulletins écartés.	Number of spoiled Ballots. Nombre de bulletins maculés.	Number of Voters on the Voters' List in each Subdivision.	Nombre de électeurs inscrits sur la liste des électeurs dans chaque subdivision.	Population in each Constituency as shown by the last Census. Population de chaque collège électoral d'après le dernier recensement.	Remarks. Observations.
			A. W. GARR.	SAMUEL HARRIETT.										
HASTINGS North Riding. (Division Nord.)	Moira	No. 1	24	50	134	3	230	2,562						
	West (West) Huntingtons	2	49	63	112	1	184							
	Ivanhoe	3	95	34	129	1	200							
	North (North) Huntington	4	111	37	148	1	134							
	Ridge Road	5	98	35	133		181							
	Allen's School-house	6	35	103	138	1	176							
	Harold	7	93	38	131		173							
	Sarlis School-house	8	75	38	113		171							
	Spring Brook, East (East)	9	119	29	148		208							
	do	10	95	27	122	7	217							
	Heart's School-house	11	89	13	106		183							
	McCoy's do	12	183	12	195		275							
	Eldorado	13	166	30	196		281							
	O'Hara's School-house	14	49	60	109		219							
	Coe Hill	15	73	33	111		163							
	Stirling, East (East)	16	60	34	94		119							
	do West (West)	17	44	49	93		120							
	Wicklow and McClure	18	5	55	60	3	87							
	Bangor	19	29	28	57	2	100							
	Carlow Town Hall (Hôtel de Ville)	20	17	61	78	5	109							
	New Carlow	21	1	17	18		25							
	Hermon	22	21	47	68	14	132							

Election Returns.

HURON East Riding. (Division Est.)	No.	F. L. DICKINSON	P. MACDONALD	117	5	19	5,375	927
Blyth Village.....	1	59	58	117	5	19	5,375	927
do do	2	43	44	87	2	3	125	189
Brussels do	3	54	77	151	1	2	175	1,204
do do	4	53	75	128	1	2	168	4,022
Grey Township (Canton).....	5	88	72	110	2	2	243	107
do do	6	64	113	177	1	1	162	232
do do	7	31	91	122	1	3	107	201
do do	8	25	63	88	1	1	178	183
do do	9	71	86	157	1	3	207	239
do do	10	47	95	142	1	1	211	163
do do	11	100	64	164	3	1	165	168
Howick Township do	12	92	63	155	3	1	169	206
do do	13	116	59	175	3	1	178	257
do do	14	106	64	170	3	1	181	262
do do	15	79	104	183	1	1	178	257
do do	16	79	52	131	1	1	262	178
do do	17	61	66	127	1	1	257	178
Morris Township do	18	50	81	131	1	1	181	262
do do	19	70	52	122	1	1	181	257
do do	20	84	80	164	1	1	181	257
do do	21	74	77	161	1	1	181	257
do do	22	61	63	124	1	1	181	257
Furnberry Township (Canton).....	23	74	125	199	1	1	181	257
do do	24	84	95	179	1	1	181	257
do do	25	64	48	112	1	1	181	257
Wingham Town (Village).....	26	42	33	75	1	1	181	257
do do	27	64	43	107	1	1	181	257
do do	28	94	68	162	1	1	181	257
do do	29	41	68	100	1	1	181	257
Wroxeter Village.....	29	41	68	100	1	1	181	257
Totals—Totaux.....	1,920	2,079	3,999	23	19	5,375	18,968	504

Majority for } PETER MACDONALD, 159.
Majorité pour }

RETURN of the Eighth General Election for the House of Commons of Canada.

Rapport sur la Huitième Election Générale pour la Chambre des Communes du Canada.

Electoral Districts. Districts électoraux.	SUBDIVISIONS.		Names of Candidates and for each of them in each Subdivision.	Total Number of Votes polled in each Subdivision.	Number of rejected Ballots.	Number of spoiled Ballots.	Number of Voters on the Voters' List in each Subdivision.	Nombre d'électeurs inscrits sur la liste des électeurs dans chaque subdivision.	Population in each Constituency as shown by the last Census.	Population de chaque collège électoral d'après le dernier recensement.	Remarks. Observations.
	of ONTARIO. d'ONTARIO.	Province									
HURON... West Riding. (Division Ouest.) Continued. (Suite.)	Goderich (Town—Ville).....	No. 20	MARCOUM A. CAMERON. 7	44	0	0	61	112	142		
	do	" 21	ROBERT McLEAN. 2	49	0	0	49	100	127		
	do	" 22	4	44	0	1	50	100	137		
	do	" 23	4	46	0	1	79	83	118	3,839	
	do	" 24	3	41	0	0	39	56	122		
	do	" 25	5	56	0	0	57	118	170		
	do	" 26	9	22	0	0	25	56	94		
	do	" 27	2	40	0	0	28	122	166		
	Wawanash, West—Ouest.....	" 28	53	53	0	0	58	154	200		
	do	" 29	64	15	0	0	43	186	207		
	do	" 30	57	19	0	0	57	111	155		
	do	" 31	19	73	0	0	19	111	155		
	Wawanash, East—Est.....	" 32	38	38	0	0	23	128	154		
	do	" 33	16	16	0	0	65	152	192		
do	" 34	6	63	0	0	36	105	120			
do	" 34	8	52	0	0	33	93	133			
Totals—Totaux.....			1,837	725	42	1,520	4,082	5,631	20,021		

Majority for } MAL. COLIN CAMERON over { R. McLEAN, 317.
Majorité pour } G. McI. KILTY, 1,112.

Election Returns.

KENT.....	No.	W. BAL.	ARCHIBALD CAMPBELL	195	2	196	197	198	199	200	201	202	203	204	205	206	207	208	209	210	211	212	213	214	215	216	217	218	219	220	221	222	223	224	225	226	227	228	229	230	231	232	233	234	235	236	237	238	239	240	241	242	243	244	245	246	247	248	249	250	251	252	253	254	255	256	257	258	259	260	261	262	263	264	265	266	267	268	269	270	271	272	273	274	275	276	277	278	279	280	281	282	283	284	285	286	287	288	289	290	291	292	293	294	295	296	297	298	299	300	301	302	303	304	305	306	307	308	309	310	311	312	313	314	315	316	317	318	319	320	321	322	323	324	325	326	327	328	329	330	331	332	333	334	335	336	337	338	339	340	341	342	343	344	345	346	347	348	349	350	351	352	353	354	355	356	357	358	359	360	361	362	363	364	365	366	367	368	369	370	371	372	373	374	375	376	377	378	379	380	381	382	383	384	385	386	387	388	389	390	391	392	393	394	395	396	397	398	399	400	401	402	403	404	405	406	407	408	409	410	411	412	413	414	415	416	417	418	419	420	421	422	423	424	425	426	427	428	429	430	431	432	433	434	435	436	437	438	439	440	441	442	443	444	445	446	447	448	449	450	451	452	453	454	455	456	457	458	459	460	461	462	463	464	465	466	467	468	469	470	471	472	473	474	475	476	477	478	479	480	481	482	483	484	485	486	487	488	489	490	491	492	493	494	495	496	497	498	499	500	501	502	503	504	505	506	507	508	509	510	511	512	513	514	515	516	517	518	519	520	521	522	523	524	525	526	527	528	529	530	531	532	533	534	535	536	537	538	539	540	541	542	543	544	545	546	547	548	549	550	551	552	553	554	555	556	557	558	559	560	561	562	563	564	565	566	567	568	569	570	571	572	573	574	575	576	577	578	579	580	581	582	583	584	585	586	587	588	589	590	591	592	593	594	595	596	597	598	599	600	601	602	603	604	605	606	607	608	609	610	611	612	613	614	615	616	617	618	619	620	621	622	623	624	625	626	627	628	629	630	631	632	633	634	635	636	637	638	639	640	641	642	643	644	645	646	647	648	649	650	651	652	653	654	655	656	657	658	659	660	661	662	663	664	665	666	667	668	669	670	671	672	673	674	675	676	677	678	679	680	681	682	683	684	685	686	687	688	689	690	691	692	693	694	695	696	697	698	699	700	701	702	703	704	705	706	707	708	709	710	711	712	713	714	715	716	717	718	719	720	721	722	723	724	725	726	727	728	729	730	731	732	733	734	735	736	737	738	739	740	741	742	743	744	745	746	747	748	749	750	751	752	753	754	755	756	757	758	759	760	761	762	763	764	765	766	767	768	769	770	771	772	773	774	775	776	777	778	779	780	781	782	783	784	785	786	787	788	789	790	791	792	793	794	795	796	797	798	799	800	801	802	803	804	805	806	807	808	809	810	811	812	813	814	815	816	817	818	819	820	821	822	823	824	825	826	827	828	829	830	831	832	833	834	835	836	837	838	839	840	841	842	843	844	845	846	847	848	849	850	851	852	853	854	855	856	857	858	859	860	861	862	863	864	865	866	867	868	869	870	871	872	873	874	875	876	877	878	879	880	881	882	883	884	885	886	887	888	889	890	891	892	893	894	895	896	897	898	899	900	901	902	903	904	905	906	907	908	909	910	911	912	913	914	915	916	917	918	919	920	921	922	923	924	925	926	927	928	929	930	931	932	933	934	935	936	937	938	939	940	941	942	943	944	945	946	947	948	949	950	951	952	953	954	955	956	957	958	959	960	961	962	963	964	965	966	967	968	969	970	971	972	973	974	975	976	977	978	979	980	981	982	983	984	985	986	987	988	989	990	991	992	993	994	995	996	997	998	999	1000
Chatham (Town--Ville).....	do	1	97	195	2	196	98	119	99	201	27																																																																																																																																																																																																																																																																																																																																																																																																																																																																																																																																																																																																																																																																																																																																																																																																																															

RETURN of the Eighth General Election for the House of Commons of Canada.
Rapport sur la Huitième Election Générale pour la Chambre des Communes du Canada.

Electoral Districts. Districts électoraux.	SUBDIVISIONS.		Names of Candidates and Number of Votes polled for each of them in each Subdivision.	Total Number of Votes polled in each Subdivision.	Number of rejected Ballots.	Number of spoiled Ballots.	Number of Voters on the Voters' List in each Subdivision.	Nombre d'électeurs inscrits sur la liste des électeurs dans chaque subdivision.	Population in each Constituency as shown by the last Census.	Population de chaque collège électoral d'après le dernier recensement.	Remarks. Observations.
	W. BALL.	ARCHIBALD CAMPBELL.									
KENT..... Continued. (Suite.)	Romney Township (Cinton) ..	No. 43	111	196	...	1	286	1,534			
	do ..	" 44	67	221	1	1	275				
	do ..	" 45	75	161	...	5	225				
	Dover ..	" 46	133	271	...	3	355	4,415			
	do ..	" 47	112	205	31	...	277				
	do ..	" 48	115	112	227	1	303				
	Village of Tilbury Centre (Centre).....	" 49	58	96	154	...	1	228	720		
Totals—Totaux.....			3,158	6,473	189	62	9,645	31,434			

Majority for } ARCHIBALD CAMPBELL, 157.
 Majorité pour }

Election Returns.

KINGSTON	Sydenham Ward (Quartier)	No.	1	2	3	4	5	6	7	8	9	10	11	12	13	14	15	16	17	18	19	20	21	22	23	24	25	26	27	28	29	30	31	32	33	34	35	36	37	38	39	40	41	42	43	44	45	46	47	48	49	50	51	52	53	54	55	56	57	58	59	60	61	62	63	64	65	66	67	68	69	70	71	72	73	74	75	76	77	78	79	80	81	82	83	84	85	86	87	88	89	90	91	92	93	94	95	96	97	98	99	100	101	102	103	104	105	106	107	108	109	110	111	112	113	114	115	116	117	118	119	120	121	122	123	124	125	126	127	128	129	130	131	132	133	134	135	136	137	138	139	140	141	142	143	144	145	146	147	148	149	150	151	152	153	154	155	156	157	158	159	160	161	162	163	164	165	166	167	168	169	170	171	172	173	174	175	176	177	178	179	180	181	182	183	184	185	186	187	188	189	190	191	192	193	194	195	196	197	198	199	200	201	202	203	204	205	206	207	208	209	210	211	212	213	214	215	216	217	218	219	220	221	222	223	224	225	226	227	228	229	230	231	232	233	234	235	236	237	238	239	240	241	242	243	244	245	246	247	248	249	250	251	252	253	254	255	256	257	258	259	260	261	262	263	264	265	266	267	268	269	270	271	272	273	274	275	276	277	278	279	280	281	282	283	284	285	286	287	288	289	290	291	292	293	294	295	296	297	298	299	300	301	302	303	304	305	306	307	308	309	310	311	312	313	314	315	316	317	318	319	320	321	322	323	324	325	326	327	328	329	330	331	332	333	334	335	336	337	338	339	340	341	342	343	344	345	346	347	348	349	350	351	352	353	354	355	356	357	358	359	360	361	362	363	364	365	366	367	368	369	370	371	372	373	374	375	376	377	378	379	380	381	382	383	384	385	386	387	388	389	390	391	392	393	394	395	396	397	398	399	400	401	402	403	404	405	406	407	408	409	410	411	412	413	414	415	416	417	418	419	420	421	422	423	424	425	426	427	428	429	430	431	432	433	434	435	436	437	438	439	440	441	442	443	444	445	446	447	448	449	450	451	452	453	454	455	456	457	458	459	460	461	462	463	464	465	466	467	468	469	470	471	472	473	474	475	476	477	478	479	480	481	482	483	484	485	486	487	488	489	490	491	492	493	494	495	496	497	498	499	500	501	502	503	504	505	506	507	508	509	510	511	512	513	514	515	516	517	518	519	520	521	522	523	524	525	526	527	528	529	530	531	532	533	534	535	536	537	538	539	540	541	542	543	544	545	546	547	548	549	550	551	552	553	554	555	556	557	558	559	560	561	562	563	564	565	566	567	568	569	570	571	572	573	574	575	576	577	578	579	580	581	582	583	584	585	586	587	588	589	590	591	592	593	594	595	596	597	598	599	600	601	602	603	604	605	606	607	608	609	610	611	612	613	614	615	616	617	618	619	620	621	622	623	624	625	626	627	628	629	630	631	632	633	634	635	636	637	638	639	640	641	642	643	644	645	646	647	648	649	650	651	652	653	654	655	656	657	658	659	660	661	662	663	664	665	666	667	668	669	670	671	672	673	674	675	676	677	678	679	680	681	682	683	684	685	686	687	688	689	690	691	692	693	694	695	696	697	698	699	700	701	702	703	704	705	706	707	708	709	710	711	712	713	714	715	716	717	718	719	720	721	722	723	724	725	726	727	728	729	730	731	732	733	734	735	736	737	738	739	740	741	742	743	744	745	746	747	748	749	750	751	752	753	754	755	756	757	758	759	760	761	762	763	764	765	766	767	768	769	770	771	772	773	774	775	776	777	778	779	780	781	782	783	784	785	786	787	788	789	790	791	792	793	794	795	796	797	798	799	800	801	802	803	804	805	806	807	808	809	810	811	812	813	814	815	816	817	818	819	820	821	822	8
----------	--------------------------	-----	---	---	---	---	---	---	---	---	---	----	----	----	----	----	----	----	----	----	----	----	----	----	----	----	----	----	----	----	----	----	----	----	----	----	----	----	----	----	----	----	----	----	----	----	----	----	----	----	----	----	----	----	----	----	----	----	----	----	----	----	----	----	----	----	----	----	----	----	----	----	----	----	----	----	----	----	----	----	----	----	----	----	----	----	----	----	----	----	----	----	----	----	----	----	----	----	----	----	----	-----	-----	-----	-----	-----	-----	-----	-----	-----	-----	-----	-----	-----	-----	-----	-----	-----	-----	-----	-----	-----	-----	-----	-----	-----	-----	-----	-----	-----	-----	-----	-----	-----	-----	-----	-----	-----	-----	-----	-----	-----	-----	-----	-----	-----	-----	-----	-----	-----	-----	-----	-----	-----	-----	-----	-----	-----	-----	-----	-----	-----	-----	-----	-----	-----	-----	-----	-----	-----	-----	-----	-----	-----	-----	-----	-----	-----	-----	-----	-----	-----	-----	-----	-----	-----	-----	-----	-----	-----	-----	-----	-----	-----	-----	-----	-----	-----	-----	-----	-----	-----	-----	-----	-----	-----	-----	-----	-----	-----	-----	-----	-----	-----	-----	-----	-----	-----	-----	-----	-----	-----	-----	-----	-----	-----	-----	-----	-----	-----	-----	-----	-----	-----	-----	-----	-----	-----	-----	-----	-----	-----	-----	-----	-----	-----	-----	-----	-----	-----	-----	-----	-----	-----	-----	-----	-----	-----	-----	-----	-----	-----	-----	-----	-----	-----	-----	-----	-----	-----	-----	-----	-----	-----	-----	-----	-----	-----	-----	-----	-----	-----	-----	-----	-----	-----	-----	-----	-----	-----	-----	-----	-----	-----	-----	-----	-----	-----	-----	-----	-----	-----	-----	-----	-----	-----	-----	-----	-----	-----	-----	-----	-----	-----	-----	-----	-----	-----	-----	-----	-----	-----	-----	-----	-----	-----	-----	-----	-----	-----	-----	-----	-----	-----	-----	-----	-----	-----	-----	-----	-----	-----	-----	-----	-----	-----	-----	-----	-----	-----	-----	-----	-----	-----	-----	-----	-----	-----	-----	-----	-----	-----	-----	-----	-----	-----	-----	-----	-----	-----	-----	-----	-----	-----	-----	-----	-----	-----	-----	-----	-----	-----	-----	-----	-----	-----	-----	-----	-----	-----	-----	-----	-----	-----	-----	-----	-----	-----	-----	-----	-----	-----	-----	-----	-----	-----	-----	-----	-----	-----	-----	-----	-----	-----	-----	-----	-----	-----	-----	-----	-----	-----	-----	-----	-----	-----	-----	-----	-----	-----	-----	-----	-----	-----	-----	-----	-----	-----	-----	-----	-----	-----	-----	-----	-----	-----	-----	-----	-----	-----	-----	-----	-----	-----	-----	-----	-----	-----	-----	-----	-----	-----	-----	-----	-----	-----	-----	-----	-----	-----	-----	-----	-----	-----	-----	-----	-----	-----	-----	-----	-----	-----	-----	-----	-----	-----	-----	-----	-----	-----	-----	-----	-----	-----	-----	-----	-----	-----	-----	-----	-----	-----	-----	-----	-----	-----	-----	-----	-----	-----	-----	-----	-----	-----	-----	-----	-----	-----	-----	-----	-----	-----	-----	-----	-----	-----	-----	-----	-----	-----	-----	-----	-----	-----	-----	-----	-----	-----	-----	-----	-----	-----	-----	-----	-----	-----	-----	-----	-----	-----	-----	-----	-----	-----	-----	-----	-----	-----	-----	-----	-----	-----	-----	-----	-----	-----	-----	-----	-----	-----	-----	-----	-----	-----	-----	-----	-----	-----	-----	-----	-----	-----	-----	-----	-----	-----	-----	-----	-----	-----	-----	-----	-----	-----	-----	-----	-----	-----	-----	-----	-----	-----	-----	-----	-----	-----	-----	-----	-----	-----	-----	-----	-----	-----	-----	-----	-----	-----	-----	-----	-----	-----	-----	-----	-----	-----	-----	-----	-----	-----	-----	-----	-----	-----	-----	-----	-----	-----	-----	-----	-----	-----	-----	-----	-----	-----	-----	-----	-----	-----	-----	-----	-----	-----	-----	-----	-----	-----	-----	-----	-----	-----	-----	-----	-----	-----	-----	-----	-----	-----	-----	-----	-----	-----	-----	-----	-----	-----	-----	-----	-----	-----	-----	-----	-----	-----	-----	-----	-----	-----	-----	-----	-----	-----	-----	-----	-----	-----	-----	-----	-----	-----	-----	-----	-----	-----	-----	-----	-----	-----	-----	-----	-----	-----	-----	-----	-----	-----	-----	-----	-----	-----	-----	-----	-----	-----	-----	-----	-----	-----	-----	-----	-----	-----	-----	-----	-----	-----	-----	-----	-----	-----	-----	-----	-----	-----	-----	-----	-----	-----	-----	-----	-----	-----	-----	-----	-----	-----	-----	-----	-----	-----	-----	-----	-----	-----	-----	-----	-----	-----	-----	-----	-----	-----	-----	-----	-----	-----	-----	-----	-----	-----	-----	-----	-----	-----	-----	-----	-----	-----	-----	-----	-----	-----	-----	-----	-----	-----	-----	-----	-----	-----	-----	-----	-----	-----	-----	-----	-----	-----	-----	-----	-----	-----	-----	-----	-----	-----	-----	-----	-----	-----	-----	-----	---

Election Returns.

Bosanquet.....	22	31	70	20	121	7	12	202
do	23	47	32	23	102	1	1	190
do	24	46	40	15	101	8	7	148
do	25	46	39	9	94	9	1	148
do	26	17	42	5	64	6	1	120
do	27	17	56	3	77	6	1	133
do	28	12	30	11	53	8	1	103
Petrolia.....	29	15	25	62	102	6	13	227
do	30	37	17	119	173	1	13	495
do	31	35	27	124	186	1	1	391
do	32	15	30	76	121	8	1	281
do	33	5	19	93	117	13	1	212
do	34	54	13	86	153	13	1	306
do	35	12	19	61	92	1	1	203
do	36	29	13	50	92	1	1	195
Enniskillen.....	37	33	44	85	162	4	2	318
do	38	23	32	116	171	8	2	320
do	39	44	55	48	147	8	8	305
do	40	27	24	38	89	12	12	228
do	41	52	32	17	101	13	1	195
do	42	29	32	77	138	1	1	322
do	43	69	113	39	221	1	1	398
do	44	20	53	31	104	1	1	176
do	45	25	31	46	105	1	1	192
Totals—Totaux.....	1,383	2,065	2,051	5,499	133	106	9,975	24,269

Majority for } JOHN FRASER, 14. { As declared by the Returning Officer.
 Majorité pour } { *Tel que déclaré par l'officier-rapporteur.*

Upon recount by a Judge :—
 (Sur nouveau dénombrement par un juge) :—

For John Fraser 2,144
 For Geo. Moncrieff 2,104

Majority for } JOHN FRASER, 40. { As declared by the Judge.
 Majorité pour } { *Tel que déclaré par le juge.*

RETURN of the Eighth General Election for the House of Commons of Canada.

Rapport sur la Huitième Election Générale pour la Chambre des Communes du Canada.

Electoral Districts. <i>Districts électoraux.</i>	SUBDIVISIONS.	No.	Names of Candidates and Number of Votes polled for each of them in each Subdivision.		Noms des Candidats et nombre de votes donnés dans chaque subdivision.		Total Number of Votes polled in each subdivision.	Nombre total des votes donnés dans chaque subdivision.	Number of rejected Ballots.	Nombre de bulletins écartés.	Number of spoiled Ballots.	Nombre de bulletins maculés.	Number of Voters on the Voters' List in each Subdivision.	Nombre d'électeurs inscrits sur la liste des électeurs dans chaque subdivision.	Population in each Constituency as shown by the last Census.	Population de chaque collège électoral d'après le dernier recensement.	Remarks. <i>Observations.</i>
			ARCH. CAM. DWAR.	W. JOHN HANNA.	J. FREDERICK LISTER.												
LAMBTON West Riding. (<i>Division Ouest.</i>)	Wyoming Village.....	1	14	29	53	96	144	871									
	do	2	15	25	60	100	139										
	do	3	35	27	35	97	215			6							
	Point Edward Village.....	4	65	36	75	176	302			13							
	do	5	58	11	45	114	196										
	Town of (Ville) Forest.....	6	59	17	36	112	172			7							
	do	7	52	7	45	104	145			1							
	do	8	11	45	49	105	203										
	Moore Township (<i>Canton</i>).....	9	14	38	39	91	181			1							
	do	10	9	31	74	114	181			14							
	do	11	6	23	148	177	255			2							
	do	12	9	18	57	84	109										
	do	13	20	14	39	73	100										
	do	14	26	30	52	108	156			7							
	do	15	33	14	62	109	171			7							
	do	16	31	26	40	97	172				9						
	do	17	20	10	57	87	127										
	Plympton Township (<i>Canton</i>).....	18	16	24	47	87	127			1							
	do	19	61	4	60	125	165				5						
	do	20	21	18	59	98	136										
	do	21	41	14	80	135	198			13							
	do	22	37	9	124	170	218			5							

RETURN of the Eighth General Election for the House of Commons of Canada.

Rapport sur la Huitième Election Générale pour la Chambre des Communes du Canada.

Electoral Districts. Districts électoraux.	SUBDIVISIONS.		Names of Candidates and Number of Votes polled for each of them in each Subdivision.	Noms des Candidats et nombre de votes donnés pour chacun d'eux dans chaque subdivision.	Total Number of Votes polled in each Subdivision.	Nombre total des votes donnés dans chaque subdivision.	Number of rejected Ballots. Nombre de bulletins écartés.	Number of spoiled Ballots. Nombre de bulletins maculés.	Number of Voters on the Voters' List in each Subdivision.	Nombre d'électeurs inscrits sur la liste des électeurs dans chaque subdivision.	Population in each Constituency as shown by the last Census. Population de chaque collège électoral d'après le dernier recensement.	Remarks. Observations.
	JOHN FERGUSON.	J. G. HAG- GART.										
LANARK	No. 17	64		69	133			1	198	1,233		
South Riding. (Denison, Sud.)	18	22		41	63	10		5	117			
Continued. (Suite.)	19	24		34	88			1	125			
	20	35		52	87				140	2,232		
	21	49		52	101	4			150			
	22	74		54	128				173			
	23	18		64	122				189			
	24	16		67	83				129			
	25	14		45	59			1	98	3,186		
	26	14		61	75			2	135			
	27	28		51	79				128			
	28	50		74	124				273			
	29	38		130	168			2	225	984		
	30	31		49	80				111			
Totals—Totalur		1,560		1,939	3,499	39	18		5,117	19,862		Not mentioned in Census. Non mentionné dans le re- censement.
												Majority for Majorité pour } J. G. HAGGART, 379.

RETURN of the Eighth General Election for the House of Commons of Canada.
Rapport sur la Huitième Election Générale pour la Chambre des Communes du Canada.

Electoral Districts. <i>Districts électoraux.</i>	SUBDIVISIONS.	Names of Candidates and Number of Votes polled for each of them in each Subdivision.		JOHN N. LAVELL. pour chacun d'eux dans chaque subdivision.	Total Number of Votes polled in each Subdivision.	Nombre total des votes donnés dans chaque subdivision.	Number of rejected Ballots.	Nombre de bulletins écartés.	Number of spoiled Ballots.	Nombre de bulletins mutilés.	Number of Voters on the 'Voters' List in each Subdivision.	Nombre d'électeurs inscrits sur la liste des électeurs dans chaque subdivision.	Population in each Constituency as shown by the last Census.	Population de chaque collège électoral d'après le dernier recensement.	Remarks. <i>Observations.</i>	
		FRANCIS T. FROST.	JOHN N. LAVELL.													
LEEDS & GRENVILLE. North Riding. <i>Division Nord.</i>	South (Sud) Gower	38	65	103	3	1	189	960								
	do	62	24	86	18	2	179									
	Kemptville	54	53	107												
	do	25	81	106		5	152									
	Oxford Township (Canton)	64	51	115		1	171									
	do	32	49	81		2	162									
	do	92	77	169		2	247									
	do	41	97	138		5	203									
	do	28	64	92		1	122									
	do	70	60	130		1	171									
	Merrickville	119	96	215		2	283									
	Woolford Township (Canton)	17	104	121		5	187									
	do	38	79	117												
	do	77	84	161												
	do	14	77	91												
	do	43	22	65												
	South (Sud) Elmsley	92	38	130		2	174									
	do	38	24	62		2	94									
	Smith's Falls	17	88	105		2	113									
	do	82	24	106		2	113									
	do	18	65	83		2	113									
	do	19	56	75		2	93									
do	20	87	107													
do	21	82	117													
do	21	82	117													
do	22	74	146													

RETURN of the Eighth General Election for the House of Commons of Canada.

Rapport sur la Huitième Election Générale pour la Chambre des Communes du Canada.

Electoral Districts. Districts électoraux.	SUBDIVISIONS.	No.	Names of Candidates and Number of Votes polled in each Subdivision.		Total Number of Votes polled in each subdivision.	Number of rejected Ballots.	Number of spoiled Ballots.	Number of Votes on the Voters' List in each Subdivision.	Nombre d'électeurs inscrits sur la liste des électeurs dans chaque subdivision.	Population in each Constituency as shown by the last Census.	Population de chaque collège électoral d'après le dernier recensement.	Remarks. Observations.	
			W. M. GIBSON.	JOHN C. HYKERT.									
PROVINCE d'ONTARIO.	LINCOLN & NIAGARA.	1	Village of Port Dalhousie.....	110	83	193	5	284	879				
		2	do Merriton.....	42	79	121	5	155					
		3	do do.....	30	109	109	3	158		1,813			
		4	do do.....	25	72	97	4	118		911			
		5	do do.....	128	60	188	6	260					
		6	do Beamsville.....	30	39	69	1	114					
		7	Town (Ville) of Niagara.....	31	40	71	1	106		1,349			
		8	do do.....	48	46	94	3	146					
		9	do do.....	80	94	143	4	183					
		10	Township (Canton) of Niagara.....	91	63	150	3	196		1,845			
		11	do do.....	92	102	164	3	206					
		12	Township (Canton) of Louth.....	86	44	130	6	171					
		13	do do.....	39	49	88	5	151		1,774			
		14	do do.....	60	77	137	5	197					
		15	Township (Canton) of Clinton.....	58	61	119	3	166					
		16	do do.....	89	44	133	2	176					
		17	do do.....	70	32	102	1	123		2,137			
		18	do do.....	56	70	126	1	174					
		19	Township (Canton) of Grantham.....	69	61	130	4	177					
		20	do do.....	34	52	86	7	117					
		21	do do.....	52	54	106	6	161					
		22	do do.....	53	48	101	7	159		1,928			

Election Returns.

Upon a recount by a Judge :—
(Sur nouveau dépouillement par un juge) :—

Polling Division (Arrondissement de votation).	No. 1	69	62	131	6
do	2	98	104	202	13
do	3	105	86	191	14
do	4	77	106	183	12
do	5	96	68	164	4
do	6	104	101	205	22
do	7	99	88	187	14
do	8	140	121	261	24
do	9	114	132	246	6
do	10	58	69	127	9
do	11	39	54	93	9
do	12	55	48	103	8
do	13	93	87	180	11
do	14	84	96	180	4
do	15	102	72	174	10
do	16	91	66	156	15
do	17	92	96	188	3
do	18	108	121	229	18
do	19	70	76	146	20
do	20	59	73	132	6
do	21	50	61	111	5
do	22	83	88	171	5
do	23	117	104	221	4
do	24	103	99	202	18
do	25	91	111	202	5
do	26	128	96	224	18
Totals—Total.	2,325	2,284	4,609	283	

Majority for) THOS. BEATTIE, 41
Majorité pour) (Tel que déclaré par le juge.

RETURN of the Eighth General Election for the House of Commons of Canada.

Rapport sur la Huitième Election Générale pour la Chambre des Communes du Canada.

Province of ONTARIO. d'ONTARIO.	Electoral Districts. Districts électoraux.	SUBDIVISIONS.	Names of Candidates and Number of Votes polled in each Subdivision.		NAMES GILSON.	JAMES GILMOUR.	Total Number of Votes polled in each chaque subdivision.	Nombre total des votes donnés dans chaque subdivision.	Number of rejected Ballots.	Nombre de bulletins écartés.	Number of spoiled Ballots.	Number of Voters on the Voters' List in each Subdivision.	Nombre d'électeurs inscrits sur la liste des electeurs dans chaque subdivision.	Population in each Constituency as shown by the last Census.	Population de chaque collège électoral d'après le dernier recensement.	Remarks. Observations.
			JOHN GILSON.	JAMES GILMOUR.												
MIDDLESEX (East Riding.) (Division Est.)		London Township (Canton)	1	36	38	74	1	1	4	133	8,984	1,624				
		do	2	65	66	131	4	192								
		do	3	45	71	116	2	172								
		do	4	104	68	172	2	241								
		do	5	53	68	121	1	186								
		do	6	28	80	108	7	204								
		do	7	111	74	185	5	223								
		do	8	76	66	142	4	224								
		do	9	56	78	134	1	141								
		do	10	32	51	83	1	141								
		do	11	50	41	91	4	131								
		do	12	14	72	86	6	150								
		do	13	54	90	144	6	235								
		do	14	51	63	114	12	175								
		do	15	72	48	120	184	184								
		Dorchester, South (Sud)	16	45	48	93	186	186								
		do	17	61	54	115	194	194								
		do	18	50	51	101	152	152								
		Dorchester, North (Nord)	19	45	85	130	178	178								
		do	20	27	45	72	1	138								
		do	21	31	73	104	7	163								
		do	22	67	53	100	1	156								

Election Returns.

Candidate	No.	Majority for <i>Majorité pour</i>	JAMES GILMOUR, 424.	WILLIAM H. HURCHINS.	VALENTINE RATZ.	Voters	Majority	Total	Should be * <i>Devrait être</i>
do	23	40	36	76	1	117			
do	24	19	60	79	2	127			
do	25	43	54	97	3	144			
London, West (<i>Ouest</i>)	26	50	54	104	7	178			
do	27	51	61	112	3	215			1,915
do	28	36	65	101	2	188			
Springfield Village	29	65	33	98	1	166			463
do	30	39	58	97	2	149			
Nissouri, West (<i>Ouest</i>)	31	45	67	112	2	182			
do	32	24	65	89	2	132			
do	33	20	31	60	1	93			
do	34	23	25	48	1	110			3,271
do	35	35	39	74	1	124			
do	36	47	33	80	1	128			
do	37	52	11	63	14	136			
London, East (<i>Est</i>)	38	46	95	141	2	250			
do	39	55	99	154	1	297			
do	40	119	95	214	2	351			
do	41	82	72	154	2	255			5,610
do	42	91	144	235	1	407			
do	43	63	91	154	3	272			
Totals— <i>Totaux.</i>		2,227	2,651	4,878	59	8,138			25,569
Majority for } JAMES GILMOUR, 424. Majorité pour }									
MIDDLESEX (North Riding, <i>Division Nord.</i>)	No.								
Parkhill	1	60	53	113	1	172			1,680
do	2	54	48	102	1	139			
do	3	67	46	113	2	171			
Ailsa Craig Village	4	65	103	168	1	224			731
Williams, West (<i>Ouest</i>)	5	52	83	135	1	179			
do	6	34	84	118	1	176			1,782
do	7	59	77	136	1	182			
Williams, East (<i>Est</i>)	8	48	110	158	1	245			
do	9	31	76	107	1	176			1,794
do	10	57	106	163	1	230			

RETURN of the Eighth General Election for the House of Commons of Canada.
Rapport sur la Huitième Election Générale pour la Chambre des Communes du Canada.

Electoral Districts. <i>Districts électoraux.</i>	SUBDIVISIONS.		Names of Candidates and Number of Votes polled for each of them in each Subdivision.	VALENTINE RATZ. Nombre de votes donnés pour chacun d'eux dans chaque subdivision.	Total Number of Votes polled in each subdivision.	Number of rejected Ballots.	Nombre de bulletins nuls.	Number of spoiled Ballots.	Number of Voters' List in each Subdivision.	Nombre d'électeurs inscrits sur la liste des electeurs dans chaque subdivision.	Population in each Constituency as shown by the last Census.	Population de chaque collège électoral d'après le dernier recensement.	Remarks. <i>Observations.</i>
	WILLIAM H. HUTCHINS.	No. 11											
MIDDLESEX. North Riding. (Division Nord.) Continued. (Suite.)	Exeter	No. 11	75	88	113					131	1,809		
	do	" 12	66	35	101					130			
	do	" 13	56	43	99				1	127			
	do	" 14	75	61	136					188			
	Lucan	" 15	71	19	90		2			134		920	
	do	" 16	64	28	92					129			
	Biddulph	" 17	88	26	114					187			
	do	" 18	99	31	130					181			
	do	" 19	57	30	87		1			122		2,600	
	do	" 20	55	75	130					162			
	do	" 21	110	52	162					224			
	do	" 22	74	62	136					233			
	Stephen	" 23	52	111	163		4			226			
	do	" 24	56	98	154					228			
	do	" 25	56	132	188					260			
	do	" 26	84	109	193		2			288			4,271
	do	" 27	53	58	111		3			163			
	McGillivray	" 28	80	39	119					176			
	do	" 29	64	40	104					143			
	do	" 30	60	45	105					161			
	do	" 31	44	65	109					152			
	do	" 32	60	62	122		1			168			3,503

Election Returns.

do	33	53	114	173
do	34	60	120	169
Totals—Totaux.		2,123	4,305	6,144
			19	10
				19,090

Majority for } VALENTINE RATZ, 59. { As declared by the Returning Officer.
Majorité pour } *Tel que déclaré par l'officier rapporteur.*

Upon receipt by a Judge.
(Sur nouveau dédoublement par un juge).
 For VALENTINE RATZ, 2,184.
 For W. H. HUTCHINS, 2,122.

Majority for } VALENTINE RATZ, 62. { As declared by the Judge.
Majorité pour } *Tel que déclaré par le juge.*

73 MIDDLESEX.
 (West Riding).
 (Division Ouest).

Euphemia Township (Canton).	No. 1	83	79	162	202	2,523	
do	2	63	69	132	181		
do	3	79	62	141	197		
do	4	73	78	151	211		
Wardsville Village.	5	31	41	72	92	380	
Glencoe	6	67	90	167	235	976	
do	7	41	56	97	131		
Eskfrid Township (Canton).	8a	60	71	131	175		
do	8b	56	37	93	119		
do	9	63	38	101	123	2,876	
do	10	79	46	125	162		
do	11	78	50	128	156		
do	12a	60	38	98	139		
do	12b	54	52	106	135		
Mosa	13	62	56	117	174	2,450	
do	14	98	61	159	224		
do	15	69	82	151	224		
do	16	105	64	169	229	452	
Newbury Village.	17	55	50	105	145		
Strathroy (Town—Ville)	18	77	60	137	231		
do	19	47	28	75	118		
do	20	76	51	127	221		
do	21	70	59	129	219		
do	22	38	46	84	122		
do	23	38	60	98	150	3,316	

WILLIAM T. ROOME
 WILL. CALVERT

RETURN of the Eighth General Election for the House of Commons of Canada.

Rapport sur la Huitième Election Générale pour la Chambre des Communes du Canada.

Electoral Districts. Districts électoraux.	SUBDIVISIONS.		Names of Candidates and Number of Votes polled for each of them in each Subdivision.	WILLIAM T. ROOME.	Total Number of Votes polled in each Subdivision.	Nombre total des votes donnés dans chaque subdivision.	Number of rejected Bal- lots.	Nombre de bulletins cartés.	Number of spoiled Bal- lots.	Nombre de bulletins mutilés.	Number of Voters on the "Voters' List" in each Subdivision.	Nombre d'électeurs inscrits sur la liste des électeurs dans chaque subdivision.	Population in each Constituency as shown by the last Census.	Population de chaque collège électoral d'après le dernier recensement.	Remarks. Observations.	
	WILL. CALVERT.	WILLIAM T. ROOME.														
MIDDLESEX West Riding. (Division Ouest.) Continued. (Suite.)	Metcalfe Township (Canton).	No. 24	59	120	179	2	1	2	1	229	1,699					
	do	" 25	106	59	165	216						
	do	" 26	116	63	179	241						
	do	" 27	103	62	165	2	1	2	1	232						
	Adelaide	" 28	72	55	127	164						
	do	" 29	76	89	165	10	1	2	1	238						
	do	" 30	120	62	182	1	2	1	2	253						
	do	" 31					
	Totals—Totaux.	2,274	1,933	4,207	31	35	35	35	5,908					

Majority for } W. S. CALVERT, 341.
Majorité pour }

Province
of ONTARIO.
d'ONTARIO.

Election Returns.

MIDDLESEX.....	Caradoc Township (Canton)	No. 1	66	63	144	15	247		
South Riding, (Division Sud.)	do	2	67	62	135	6	200		
	do	3	26	113	143	4	286		
	do	4	7	79	86		144	4,762	
	do	5	19	111	130		203		
	do	6	14	76	97	7	171		
	do	7	103	143	143		249		
	do	8	29	104	133		236		
	do	9	59	70	140	11	226		
	do	10	29	90	119		175	2,989	
	do	11	11	99	110		167		
	do	12	45	53	113	15	165		
	do	13	29	58	87		148		
	do	14	66	45	111		173		
	do	15	35	38	73		113	2,549	
	do	16	98	44	140	3	249		
	do	17	31	101	141	9	253		
	do	18	25	100	125		248		
	do	19	102	119	240	19	400		
	do	20	120	152	272		461		
	do	21	47	49	96		159		
	do	22	50	66	116		212		
	do	23	55	46	101		152		
	do	24	60	79	139		226		
	do	25	13	80	97	4	235		
	do	26	94	98	199	7	292		
	Totals—Totaux.....		1,295	2,035	3,430	100	5,790	18,806	

Majority for } M. MCGUGAN, 740.
Majorité pour }

RETURN of the Eighth General Election for the House of Commons of Canada.

Rapport sur la Huitième Election Générale pour la Chambre des Communes du Canada.

Electoral Districts. <i>Districts électoraux.</i>	SUBDIVISIONS.	Names of Candidates and Number of Votes polled for each of them in each Subdivision.		Noms des Candidats et nombre de votes donnés pour chacun d'eux dans chaque subdivision.		Total Number of Votes polled in each Subdivision.	Nombre total des votes donnés dans chaque subdivision.	Number of rejected Ballots.	Nombre de bulletins écartés.	Number of spoiled Ballots.	Nombre de bulletins maculés.	Number of Voters on the Voters' List in each Subdivision.	Nombre d'électeurs inscrits sur la liste des électeurs dans chaque subdivision.	Population in each Constituency as shown by the last Census.	Population de chaque collège électoral d'après le dernier recensement.	Remarks. <i>Observations.</i>	
		McCOMBICK.	W. E. O'BRIEN.	W. H. PRATT.	W. H. PRATT.												
MUSKOKA & PARRY SOUND.	Baxter.....	1	18	31	49	77	77										
	Gibson.....	2	13	3	17	17	17										
	do.....	3	20	13	46	46	46										
	Franklin, East (Est).....	4	17	15	50	50	50		3								
	do West (Ouest).....	5	34	36	113	113	113				8						
	Brunel.....	6	28	37	83	83	107		26								
	Stevenson, North (Nord).....	7	49	52	115	116	176		9		1						
	do South (Sud).....	8	31	55	101	101	137		3								
	Watt, East (Est).....	9	10	27	40	77	128										
	do West (Ouest).....	10	10	31	40	77	128										
	Sinclair.....	11	19	17	51	51	110				11						
	Chaffey, North (Nord).....	12	22	48	87	87	140				1						
	do South (Sud).....	13	77	31	236	236	411		32								
	Huntsville.....	14	31	16	57	57	117										
	Stisted, North (Nord).....	15	13	21	24	58	100										
	do South (Sud).....	16	11	22	36	69	123										
	Cardwell.....	17	43	16	72	72	209				5						
	Humphrey.....	18	10	6	17	17	41										
	Conger, Freeman & Cowper.....	19	10	1	11	11	25										
	Bethune, North (Nord).....	20	14	8	47	47	99				1						
	Perry, North (Nord).....	21	63	50	141	141	261				14						
	do South (Sud).....	22	39	22	63	63	167				7						

Election Returns.

McMurrick, North (Nord)	23	34	18	26	76	11	11	157
do South (Sud)	"	24	28	28	77	"	"	138
Montuth, East (Est)	"	25	14	2	29	"	1	92
do West (Ouest)	"	26	19	5	45	"	2	82
Christie	"	27	29	16	43	"	"	163
Foley	"	28	35	10	57	"	2	161
Parry Sound, East Ward (Quartier Est)	"	29	41	5	96	"	10	207
do Centre Ward (Quartier Centre)	"	30	71	57	184	"	1	204
do West Ward (Quartier Ouest)	"	31	74	8	169	"	2	262
Parry Island	"	32	16	1	39	"	"	41
McDougall, East (Est)	"	33	22	5	34	"	2	69
do West (Ouest)	"	34	6	8	26	"	3	56
Proudfoot	"	35	8	6	30	"	"	66
Armour, North (Nord)	"	36	23	22	71	"	2	166
do South (Sud)	"	37	25	17	61	"	"	194
Burks Falls	"	38	40	29	119	"	1	205
Ryerson, North (Nord)	"	39	9	11	32	"	4	76
do South (Sud)	"	40	31	14	72	"	"	114
Spence, North (Nord)	"	41	34	4	44	"	"	71
do South (Sud)	"	42	27	9	58	"	"	104
McKellar, North (Nord)	"	43	64	5	87	"	"	123
do South (Sud)	"	44	33	21	67	"	1	106
Ferguson & Burpee	"	45	24	2	43	"	13	63
Carling	"	46	15	11	44	"	10	97
Shawanaga	"	47	2	24	26	"	"	28
Hagerman	"	48	72	5	103	"	"	168
Croft, East (Est)	"	49	15	3	20	"	"	33
do West (Ouest)	"	50	70	2	75	"	"	186
Chapman, East (Est)	"	51	16	4	22	"	"	64
do West (Ouest)	"	52	65	12	108	"	10	190
Strong, North (Nord)	"	53	28	19	75	"	"	133
do South (Sud)	"	54	20	15	58	"	1	110
Sundridge	"	55	41	22	36	"	5	158
Joly, North (Nord)	"	56	9	5	26	"	5	75
Laurier, South (Sud)	"	57	4	2	22	"	2	70
Maclach, East (Est)	"	58	33	29	95	"	1	174
do West (Ouest)	"	59	17	6	30	"	8	78
Lount	"	60	9	7	30	"	"	82
Ferrie	"	61	42	15	57	"	1	289
McKenzie, East (Est)	"	62	9	2	11	"	4	19
do West (Ouest)	"	63	38	1	47	"	1	258
Harrison	"	64	4	1	5	"	"	29
Wallbridge & Brown	"	65	48	52	52	"	"	69
Mowat & Blair	"	66	48	7	106	"	2	198
Wilson, McConky & Hardy	"	67	25	12	41	"	2	201
Mills	"	68	26	3	37	"	1	71
Pringle, West (Ouest)	"	69	9	8	22	"	"	41
Gurd, West (Ouest)	"	70	32	3	66	"	13	110
do East (Est)	"	71	2	2	26	"	"	58
Himsworth, South (Sud)	"	72	21	18	95	"	1	181

RETURN of the Eighth General Election for the House of Commons of Canada.

Rapport sur la Huitième Election Générale pour la Chambre des Communes du Canada.

Electoral Districts. Districts électoraux.	Province d'ONTARIO.	SUBDIVISIONS.	Names of Candidates and Number of Votes polled for each in each Subdivision.		Noms des Candidats et nombre de votes donnés pour chacun d'eux dans chaque subdivision.		Total Number of Votes polled in each subdivision.	Nombre total des votes donnés dans chaque subdivision.	Number of rejected Ballots.	Nombre de bulletins écartés.	Number of spoiled Ballots.	Nombre de bulletins maculés.	Number of Voters on the Voters' List in each Subdivision.	Nombre d'électeurs inscrits sur la liste des électeurs dans chaque subdivision.	Population in each Constituency as shown by the last Census.	Population de chaque collège électoral d'après le dernier recensement.	Remarks. Observations.	
			GEORGE McCORMICK.	W. E. O'BRIEN.	W. H. PRATT.	W. H. PRATT.												
MUSKOGA & PARRY SOUND. Continued. (Suits.)	of ONTARIO. d'ONTARIO.	Himsworth, North (Nord).....	No. 73	78	12	93	183	1	269	269	Error--(Erreur) :-- * Should be 175. (Devrait être.) do 109. A few places only men- tioned in census. Peu de places mentionnés dans le recensement.			
		do	" 74	58	26	42	138	2	233	233				
		Nipissing.....	" 75	96	8	3	85	4	209		209		
		Patterson.....	" 76	18	6	2	27	2	109		109		
		Conger, Freeman & Cowper.....	" 77	2	8		
		Pringle, East (Est).....	" 78	10	1	3	14	27		
		Launer, North (Nord).....	" 79	4	3	6	13	4		56	56	
		Joly, South (Sud).....	" 80	5	4	14	23	1		58	58	
		Ryerson, North East (Nord Est).....	" 81	16	5	20	41	1		80	80	
		Bethune, South (Sud).....	" 82	7	2	5	14		34	34	
		Totals--Totalur.....		2,227	1,956	1,956	5,275	*131	\$105	10,118	26,515							
		Majority for Majorité pour	} GEORGE McCORMICK over { W. E. O'BRIEN, 1,135. } Upou recount by a Judge :-- (Sur nouveau dépouillement devant un juge) :--		} W. H. PRATT, 271. W. E. O'BRIEN, 1,135. }		} As declared by the Returning Officer. Tel que déclaré par l'officier-rapporteur.											
			For GEORGE McCORMICK..... 2,249		For WILLIAM E. O'BRIEN..... 1,068													
			For WILLIAM H. PRATT..... 1,991		As declared by the Judge. Tel que déclaré par le juge.													
			Majority for Majorité pour		} GEORGE McCORMICK over { W. E. O'BRIEN, 1,181. }													

Election Returns.

NIPISSING	No.	JAMES CONNOR		JAMES B. KLOCK							
Township of (Canton) Head	1	15	34	49	5	71	521				
do Maria	2	4	7	11	6	30					
do Clara	3	2	31	33		66					
do Cameron, Fitzgerald and Deacon	4	5	151	156		278	242				
do Papineau	5	15	92	107		173	694				
Town (Village) of Mattawa	6	25	32	57		96					
do	7	33	95	128	1	203					
do	8	21	69	90	1	134					1,438
do	9	26	33	59		88					
Township of (Canton) Mattawan	10	1	7	8	1	10					
Montreal River	11	13	56	69	1	88					
Haileybury											
Township of (Canton) Calvin, Lauder and Wilkies	12	21	122	133		212	549				
do Bonfield and Phelps	13	13	74	87		110					
do Bonfield	14	54	104	158		193					
do Ferris	15	57	24	81	3	128					2,249
do	16	24	38	62		136					
do	17	23	41	64	1	96					
do Chisholm	18	21	26	47		54					
do do and Boulter	19	50	140	190		300					
Town (Village) of North Bay	20	34	90	124	1	250	2,210				
do	21	40	61	101	2	184					
do	22	48	43	91	6	208					
Township of (Canton) Widdifield	23	8	29	37		49					
Beausage (Indian Reserve)	24	22	32	54	2	80					
Township of (Canton) Springer	25	42	81	123	4	225	1,480				
do	26	26	85	111	2	260					
do	27	59	50	109		161					
do Caldwell	28	4	45	49	1	153					
do Badgerow and Field	29	46	108	154	2	272					
do Ratter and Dunnett	30	1	18	19	4	34					535
do Hagar and Appleby	31	7	21	28	2	58					155
do Wahnaptae	32	60	55	115	9	235					
Town (Village) of Sudbury	33	32	35	67	3	131					
do	34	36	37	73		198					
do	35	40	44	84		224					2,354
Township of (Canton) McKim	36	37	20	57	1	208					
do	37	7	33	40	4	143					
do Blezard	38	36	33	40	1	143					
do Rayside	39	64	48	84		120					
Chelmsford	40	12	62	126	2	246					755
Cartier		12	13	25	1	54					

RETURN of the Eighth General Election for the House of Commons of Canada.

Report sur la Huitième Election Générale pour la Chambre des Communes du Canada.

Electoral Districts <i>Districts électoraux.</i>	SUBDIVISIONS.		Total Number of Votes polled in each Subdivision.	Number of rejected Ballots.	Number of spoiled Ballots.	Number of Voters on the Voters' List in each Subdivision.	Number of electors inscribed sur la liste des électeurs dans chaque subdivision.	Population in each Constituency as shown by the last Census.	Population of chaque collège électoral d'après le dernier recensement.	Remarks. <i>Observations.</i>
	JAMES CONNER.	JAMES B. KLOCK.								
NIPISSING Continued. (<i>Suite.</i>)	Genera Lake.....	No. 41	31	6	37	40	57	308	308	Many places not mentioned in census. — <i>Beaucoup d'endroits non mentionnés dans le recensement.</i> Population is.....17,970 <i>La population est...17,970</i>
	Biscatawing.....	" 42	29	9	38	40	57	308	308	
	Naughton.....	" 43	24	5	29	40	57	308	308	
	Township of (Canton) Dennison.....	" 44	16	9	21	40	57	308	308	
	do Drury.....	" 45	10	7	17	40	57	308	308	
	Killarney.....	" 46	77	7	17	40	57	308	308	
	Nelsonville.....	" 47	10	17	27	40	57	308	308	
	Webbwood.....	" 48	54	63	117	40	57	308	308	
	Township of (Canton) May.....	" 49	38	17	55	40	57	308	308	
	do Salter.....	" 50	50	43	97	40	57	308	308	
	do Tennyson and Gough.....	" 51	11	5	16	40	57	308	308	
	Walford.....	" 52	52	30	82	40	57	308	308	
	Algoma Mills.....	" 53	20	25	45	40	57	308	308	
	Township of (Canton) Airey.....	" 54	2	38	40	40	57	308	308	
	do Sproule, etc., etc.....	" 55	19	19	19	40	57	308	308	
	do Ballantyne, etc., etc.....	" 56	1	9	6	40	57	308	308	
	Totals— <i>Totaux.</i>		1,513	2,477	3,990	40	57	14,754	14,754	
Majority for } JAMES BELL KLOCK, 964. Majorité pour }										

RETURN of the Eighth General Election for the House of Commons of Canada.

Rapport sur la Huitième Election Générale pour la Chambre des Communes du Canada.

Electoral Districts. Districts électoraux.	Subdivisions.	Names of Candidates and Subdivision.	JOHN CHARLTON.		W. M. McGUIRE.		Total Number of Votes polled in each Subdivision.	Nombre total des votes donnés dans chaque subdivision.	Number of rejected Ballots.	Nombre de bulletins écartés.	Number of spoiled Ballots.	Number of Voters on the Voters' List in each Subdivision.	Nombre d'électeurs inscrits sur la liste des électeurs dans chaque subdivision.	Population in each Constituency as shown by the last Census.	Population de chaque collège électoral d'après le dernier recensement.	Remarks. Observations.		
			Number of Votes polled for each of them in each Subdivision.	Nombre de votes donnés pour chacun d'eux dans chaque subdivision.														
NORFOLK. North Riding. (Division Nord.)	Tilsenburg Town (Ville).....	No. 1	74	73	147	7	7	1	7	3	296	2,163						
	do do.....	" 2	53	55	108	7	7	3	254									
	do do.....	" 3	85	79	164	17	86	1	149									
	Dereham : Salford.....	" 4	69	92	164	17	86	1	189									
	do do.....	" 5	62	53	115	86	9	1	139									
	do Mt. Elgin.....	" 6	38	48	86	61	1	5	127									
	do Ostranders.....	" 7	16	45	61	62	1	1	134									
	do Proctors.....	" 8	40	22	62	92	1	1	131									
	do Wilsons.....	" 9	38	54	92	54	1	1	131									
	do Verschoyle.....	" 10	40	58	98	54	1	1	139									
	do Culloden.....	" 11	63	56	119	58	4	4	169									
	do Brownsville.....	" 12	62	34	96	56	5	5	200									
	Middleton : South (Sud).....	" 13	69	69	126	96	1	1	198									
	do Goshen.....	" 14	35	57	71	106	2	2	195									
	do do.....	" 15	66	41	107	106	1	1	178									
	do do.....	" 16	23	19	42	107	1	1	195									
	do East (Est).....	" 17	70	93	163	42	1	1	227									
	Deller.....	" 18	76	66	142	163	3	3	211									
	Windham : Vanessa.....	" 19	51	70	121	142	9	9	189									
	do Bookton.....	" 20	47	77	124	121	1	1	206									
	do Tuterville.....	" 21	59	63	122	77	1	1	218									
	do Centre.....	" 22	73	50	123	63	1	1	222									
do Lynnville.....	" 22	73	50	123	50	1	1	222										

Election Returns.

NORTHUMBERLAND West Riding. (Division Ouest.)	George Guillet.		John B. McCall.		John C. Rosevear.		Totals—Total.	*Should be <i>Declaré étre</i> } 6,483.
	No.	Percentage	No.	Percentage	No.	Percentage		
Town of (Ville) Cobourg	1	67	6	143	2	114	19,400	19,400
do do	2	48	3	109	7	13	6,429	6,429
do do	3	42	4	90	1	13	26	26
do do	4	71	5	134	3	4	4	4
do do	5	68	4	127	6	4	4	4
do do	6	60	9	108	2	1	1	1
do do	7	48	35	90	1	1	1	1
Township of (Canton) Hamilton	8	46	43	130	9	15	15	15
do do	9	81	41	147	1	2	2	2
do do	10	65	42	144	16	16	16	16
do do	11	40	69	146	18	18	18	18
do do	12	69	53	180	1	1	1	1
do do	13	45	71	158	21	21	21	21
do do	14	51	29	102	2	2	2	2
Township of (Canton) Haldimand	15	25	37	99	2	2	2	2
do do	16	35	70	120	19	19	19	19
do do	17	9	43	17	6	6	6	6
do do	18	41	54	124	2	2	2	2
do do	19	37	52	120	2	2	2	2
do do	20	44	33	110	1	1	1	1
do do	21	31	34	88	1	1	1	1
Totals—Total	2,142	1,598	3,740	114	26	26	19,400	19,400
Majority for } JOHN CHARLTON, 544. <i>Majorité pour</i> }								

RETURN of the Eighth General Election for the House of Commons of Canada.

Rapport sur la Huitième Election Générale pour la Chambre des Communes du Canada.

Electoral Districts. <i>Districts électoraux.</i>	SUBDIVISIONS.		Names of Candidates and for each of them in each Subdivision.	Total Number of Votes polled in each Subdivision.		Number of rejected Ballots. <i>Nombre de bulletins écartés.</i>	Number of spoiled Ballots. <i>Nombre de bulletins maculés.</i>	Number of Voters on the Voters' List in each Subdivision.	Nombre d'électeurs inscrits sur la liste des electeurs dans chaque subdivision.	Population in each Constituency as shown by the last Census.	Population de chaque collège électoral d'après le dernier recensement.	Remarks. <i>Observations.</i>
	McCALL.	ROSEVEAR.		McGILLET.	ROSEVEAR.							
Province of ONTARIO. d'ONTARIO.												
	NORTHUMBERLAND West Riding, (Division Ouest.) Continued. (Suite.)	Township of (Canton) Haldimand.....	No. 22	80	20	29	79	15	153	135	1,321	
		do do do do do do	" 23	16	29	19	64	4	207	278		
		do do do do do do	" 24	86	40	81	207	1	63	83		
	Totals—Totaux.....	25	42	14	7	63	1	73	75	4,743	14,947	
Majority for } GEORGE GUILLET { over McCALL, 70 Majorité pour } ROSEVEAR, 579.												
NORTHUMBERLAND East Riding, (Division Est.)	Township of (Canton) Cramahé.....	No. 1	74	27	27	101	1	197	238			
	do do do do do do	" 2	86	48	48	134	1	203	203			
	do do do do do do	" 3	94	41	41	135	3	203	203		2,995	

Election Returns.

do	4	88	73	161	4	1	262
do	5	64	94	158		1	242
Village of Colborne.....	6	109	64	173			271
do	7	33	39	72		1	150
Township of (Canton) Brighton.....	8	44	49	93		4	165
do	9	81	72	153		1	258
do	10	85	79	164		2	246
do	11	68	53	121			214
do	12	85	62	147			228
Village of Brighton	13	81	34	115			252
do	14	84	20	104		1	244
do	15	42	37	79			169
Township of (Canton) Murray.....	16	86	41	127			208
do	17	78	50	128			238
do	18	89	61	150		1	236
do	19	76	53	129		1	213
do	20	42	82	124		2	200
do	21	42	52	94		1	160
do	22	44	34	78			146
do	23	62	30	92		1	209
Seymour.....	24	57	26	83		11	159
do	25	59	37	96		2	212
do	26	27	104	131		1	212
do	27	38	50	88		2	158
do	28	48	25	73			105
do	29	45	29	74		4	152
Village of Campbellford	30	41	28	69			158
do	31	72	43	115		1	206
do	32	55	38	93		2	211
do	33	29	130	159		3	240
Township of (Canton) Percy.....	34	80	98	178		7	272
do	35	69	70	139		9	234
do	36	18	38	56			123
do	37	29	66	95		5	197
Village of Hastings.....	38	78	26	104			189
do	39	28	10	38		1	90
Totals—Totaux.....	2,410	2,013	4,423	67	35	7,818	21,995

Majority for } E. COCHRANE, 397.
Majorité pour }

RETURN of the Eighth General Election for the House of Commons of Canada.

Rapport sur la Huitième Election Générale pour la Chambre des Communes du Canada.

Electoral Districts. <i>Districts électoraux.</i>	SUBDIVISIONS.		No.	Names of Candidates and Number of Votes polled for each of them in each Subdivision.	DUNCAN GRAHAM.	JOHN A. MCGILLIVRAY.	Total Number of Votes polled in each Subdivision.	Nombre total des votes donnés dans chaque subdivision.	Number of rejected Ballots. <i>Nombre de bulletins écartés.</i>	Number of spoiled Ballots. <i>Nombre de bulletins maculés.</i>	Number of Voters on the Voters' List in each Subdivision.	Nombre d'électeurs inscrits sur la liste des électeurs dans chaque subdivision.	Population in each Constituency as shown by the last Census. <i>Population de chaque collège électoral d'après le dernier recensement.</i>	Remarks. <i>Observations.</i>
	Names of Candidates and Number of Votes polled for each of them in each Subdivision.	DUNCAN GRAHAM.												
ONTARIO.														
North Riding. <i>(Division Nord.)</i>	Cannington Village		1	111	132	243	381	2	0	1	381	1,050		
	Beaverton Village		2	67	102	169	235	0	0	0	235	860		
	Thorah		3	55	65	120	221	1	0	0	221	1,623		
	do		4	51	49	100	169	1	0	0	169			
	do		5	66	73	139	220	0	0	0	220			
	Brock Township (Canton)		6	91	73	164	246	0	0	0	246			
	do		7	49	142	191	253	0	0	0	253			
	do		8	41	130	171	211	0	0	0	211			
	do		9	72	79	151	245	0	0	0	245			
	do		10	109	37	146	248	3	0	0	248			
	do		11	41	57	98	126	0	0	0	126			
	do		12	23	75	98	132	0	0	0	132			
	do		13	76	54	130	165	0	0	0	165			
	do		14	33	43	76	107	0	0	0	107			
	do		15	14	65	79	97	0	0	0	97			
	do		16	110	74	184	252	0	0	0	252			
	do		17	98	77	175	235	0	0	0	235			
	do		18	164	73	237	334	1	0	0	334			
	Mara Township		19	148	26	174	249	0	0	0	249			
	do		20	129	52	181	273	0	0	0	273			
	do		21	56	19	75	108	2	0	0	108			
	do		22	34	4	38	56	1	0	0	56			

Election Returns

	51	92	143	4	5	221	1,752
Rama Township (Canton).....	23	51	92	143	4	221	1,752
do do.....	24	53	25	78	4	152	
do do.....	25	41	82	41	4	158	
Morrison Township do.....	26	73	98	171	4	264	890
Bracebridge Village.....	27	67	75	142	3	227	1,419
do do.....	28	84	111	195	3	314	
Macaulay Township (Canton).....	29	56	53	109	2	177	760
do do.....	30	24	34	58	2	87	
McLean Township.....	31	42	56	98	2	178	545
Ridout Township do.....	32	22	44	66	2	104	190
Draper Township do.....	33	116	78	194	12	309	1,082
Oakley Township do.....	34	29	44	73	1	190	385
Ryde Township do.....	35	31	76	107	1	160	612
Totals—Totaur.....	2,327	2,328	46,555	26	46	7,054	20,723

	109	71	180	1	2	235	4,065
Oshawa (Town—Ville).....	1	109	180	1	2	235	4,065
do do.....	2	59	71	130	1	194	
do do.....	3	47	50	106	1	133	
do do.....	4	109	68	177	1	217	
do do.....	5	67	75	142	1	183	
do do.....	6	60	65	125	1	179	
Port Perry.....	7	57	52	109	3	159	1,698
do do.....	8	60	58	118	1	170	
do do.....	9	57	47	104	1	160	
Township (Canton) of Reach.....	10	77	61	136	1	174	
do do.....	11	50	86	136	1	158	
do do.....	12	26	64	90	2	121	
do do.....	13	90	67	168	2	206	4,190
do do.....	14	65	58	118	1	166	
do do.....	15	73	112	185	2	236	
do do.....	16	81	66	147	1	180	
Township of East (Esc) Whitley.....	17	103	32	135	1	183	
do do.....	18	82	53	135	2	188	
do do.....	19	123	45	168	1	204	3,080
do do.....	20	66	87	153	2	187	
do do.....	21	44	69	113	1	152	

Majority for } J. A. MCGILLIVRAY, 1.
Majorité pour }

LEONARD BURNETT
WILLIAM SMITH

ONTARIO.....
South Riding.
(Division Stud.)

Election Returns.

ONTARIO.....	HON. J. D. EDGAR.	W. A. Mc-CORMACK.						
West Riding. (Division Est.)	No.	No.	94	13	220	2,143		
Newmarket (Town—Ville).....	1	44	104	4	220	2,143		
do do.....	2	61	93	1	217			
do do.....	3	37	108	2	174			
Whitechurch Township (Canton).....	4	74	121	2	189	4,019		
do do.....	5	49	115	6	211			
do do.....	6	66	99	2	190			
do do.....	7	20	27	1	241			
do do.....	8	88	149	1	262			
Uxbridge.....	9	70	27	1	195	3,461		
do do.....	10	74	101	7	160			
do do.....	11	43	60	1	146			
do do.....	12	43	15	1	180			
do do.....	13	51	41	1	186			
do do.....	14	55	21	1	204			
do do.....	15	61	35	5	227			
Pickering.....	16	63	95	5	211			
do do.....	17	89	14	5	198			
do do.....	18	49	21	1	243			
do do.....	19	66	32	5	141	5,998		
do do.....	20	29	60	1	155			
do do.....	21	26	41	8	197			
do do.....	22	20	19	1	204			
do do.....	23	56	44	1	159			
do do.....	24	28	44	2	191			
do do.....	25	101	45	1	238			
do do.....	26	64	18	1	221			
Uxbridge (Town—Ville).....	27	66	84	3	172	1,148		
do do.....	28	52	31	1	6,016			
do do.....	29	57	30	24	2,925	18,792		
Stouffville Village.....	30	88	27	1	1,148			
do do.....	31	84	17	49	6,016			
Totals—Totale.....	1,832	1,093	2,925	24	6,016			

Majority for }
Majorité pour } HON. J. D. EDGAR. 739.

RETURN of the Eighth General Election for the House of Commons of Canada.
Rapport sur la Huitième Election Générale pour la Chambre des Communes du Canada.

Province of ONTARIO. d'ONTARIO.	Electoral Districts. Districts électoraux.	SUBDIVISIONS.	N. A. BERCOURT.	N. CHAM-PAINE.	Wm. HUTCHINSON.	Noms des Candidats et nombre de votes donnés pour chacun d'eux dans chaque subdivision.				Total Number of Votes polled in each Subdivision.	Nombre total des votes donnés dans chaque subdivision.	Number of rejected Ballots.	Nombre de bulletins écartés.	Number of spoiled Ballots.	Nombre de bulletins maculés.	Number of Voters on the Voters' List in each Subdivision.	Nombre d'électeurs inscrits sur la liste des électeurs dans chaque subdivision.	Population in each Constituency as shown by the last Census.	Population de chaque collège électoral d'après le dernier recensement.	Remarks. Observations.		
						N. A. BERCOURT.	N. CHAM-PAINE.	Wm. HUTCHINSON.	TAYLOR McVEITY.												HIRAM ROBINSON.	
OTTAWA..... City—Cité.	Victoria Ward (Quartier)..... do do do do do do do do do do do do do do do do do	1	60	35	72	17	26	210	1	200	3,054											
		2	43	36	58	48	37	222	2	173	110											
		3	43	27	46	35	14	100	2	100	1	221										
		4	24	8	35	19	14	201	1	201	1	206										
		5	19	46	35	30	62	190	2	190	1	187										
		6a	31	26	45	59	29	233	3	233	1	186										
		6b	35	25	47	46	33	250	1	250	1	241										
		7	91	29	70	20	22	212	5	212	2	205										
		8	70	35	58	21	28	212	2	212	5	181										
		9a	24	22	42	63	31	182	2	182	2	171										
		9b	30	23	41	48	30	172	2	172	2	143										
		10	27	13	38	31	27	136	2	136	6	323										
		11	60	36	79	68	39	282	1	282	1	278										
		12	62	44	78	63	47	294	2	294	2	300										
		13	33	37	44	47	46	207	2	207	2	255										
		14	55	41	79	64	52	291	2	291	4	311										
		15	48	31	74	96	38	282	4	282	1	205										
		16a	21	27	35	56	43	182	1	182	1	162										
16b	19	36	36	50	50	191	1	191	1	173												
17	19	23	32	59	34	167	1	167	1	214												
18	19	21	42	59	32	173	1	173	1	173												

Election Returns.

do	19	35	31	54	82	44	246	2	261		
do	20	48	52	70	83	64	317	1	321		
Central	"	8	36	48	81	56	250	9	278	14,070	
do	"	21	48	26	24	55	171	2	175		
do	"	22	49	65	23	48	225	1	259		
do	"	23	49	66	23	68	276	1	304		
do	"	24	30	45	35	38	193	3	206		
do	"	25	37	50	54	61	274	1	284		
do	"	26	37	50	54	61	274	4	264		
do	"	27	33	67	44	83	273	1	238		
do	"	28	31	47	45	60	236	9	311		
do	"	29	38	62	53	84	297	1	289		
do	"	30	46	55	36	63	246	1	222		
do	"	31	53	59	27	43	223	3	197		
do	"	32	38	36	17	45	178	1	252		
do	"	33	58	43	52	49	266	3	218	5,788	
do	"	34	39	64	29	54	221	1	184		
do	"	34a	39	59	29	39	210	1	312		
do	"	34b	51	63	34	76	312	1	228		
do	"	35	58	79	63	62	233	2	207		
do	"	36	37	53	48	33	192	6	185		
do	"	37	42	32	28	42	203	3	162		
do	"	38	34	53	21	60	163	1	194		
do	"	39	61	19	5	16	237	2	229		
do	"	40	69	42	16	39	201	1	162		
do	"	41	82	25	4	25	257	1	275		
do	"	42	81	61	1	53	254	1	199		
do	"	43	71	68	8	51	254	1	162		
do	"	44	40	28	12	24	141	4	212		
do	"	45	80	76	25	63	322	2	214		
do	"	46	69	54	25	48	263	1	290		
do	"	47	17	16	13	21	84	1	226		
do	"	48	74	61	1	53	263	1	173		
Ottawa	"	48	74	61	2	47	269	4	214		
do	"	49	80	70	2	47	269	1	170		
do	"	50	83	65	3	47	278	1	192		
do	"	51	44	56	4	39	185	1	159		
do	"	52	45	54	12	50	213	1	170		
do	"	53	78	36	19	39	208	1	192		
do	"	54	57	43	11	39	208	1	159		
do	"	55	82	85	6	40	231	2	129		
do	"	56	68	64	1	40	231	2	129		
do	"	57	30	68	4	48	194	2	129		
do	"	58	40	47	3	40	167	2	129		
Totals--Totaux		2,942	*2,657	+3,227	2,100	2,751	+13,727	60	65	13,529	42,481

*Error—Erreur. } 2,654
 Should be—De- }
 vrait être..... }
 do } 3,333
 do } 13,780
 do } 582
 do } 285

Majority for W. M. HUTCHISON, 476. ||
 Majorité pour N. A. BELCOURT, 191. §

RETURN of the Eighth General Election for the House of Commons of Canada.

Rapport sur la Huitième Election Générale pour la Chambre des Communes du Canada.

Electoral Districts. Districts électoraux.	SUBDIVISIONS.	No.	Names of Candidates and for each of them in each Subdivision.		Total Number of Votes polled in each Subdivision.	Number of rejected Ballots.	Number of spoiled Ballots.	Number of Voters on the Voters' List in each Subdivision.	Nombre d'électeurs inscrits sur la liste des electeurs dans chaque subdivision.	Population in each Constituency as shown by the last Census.	Population de chaque collège électoral d'après le dernier recensement.	Remarks. Observations.
			D. W. KARN.	JAMES SUTHERLAND.								
Province of ONTARIO. d'ONTARIO.	OXFORD (North Riding.) (Division Nord.)	1	14	33	47	3	2	143	1,911			
		2	9	43	52	2	2	111				
		3	11	45	56	2	2	113				
		4	15	68	83	3	2	132				
		5	19	68	87	3	2	176				
		6	15	56	71	3	2	186				
		7	17	61	78	3	2	147				
		8	19	78	97	3	2	199				
		9	6	66	72	3	2	143				
		10	20	91	111	4	4	219				
		11	5	74	79	4	4	155				
		12	19	66	85	4	4	156				
		13	12	69	81	4	4	188				
		14	7	94	101	4	4	191				
		15	14	76	90	4	4	180				
		16	4	110	114	4	4	248				
		17	41	69	110	4	4	169				
		18	14	56	70	4	4	158				
		19	6	99	105	4	4	181				
		20	19	81	100	4	4	202				
		21	39	48	87	4	4	242				

Election Returns.

	2	73	75	4	2	73	75	4	2	73	75	4	2	
North (North) Easthope (Canton)	22	120	120	9	120	120	4	113	190	2	2,551
do	23	101	117	16	98	106	173	185
do	24	98	106	8	86	97	188	182	2,149
do	25	96	102	11	72	85	4	158
do	26	96	102	6
do	27	72	85	13
do	28	61	107
do	29	69	112	46	61	107	9	192
do	30	84	141	43	84	141	8	194
do	31	80	153	57	80	153	268
do	32	83	96	73	83	96	269
do	33	64	120	63	64	120	178
do	34	26	73	34	56	73	5	234
do	35	47	127	34	47	127	1	135
do	36	52	88	47	52	88	2	219
do	37	54	112	36	54	112	192
do	38	68	130	37	68	130	215
do	39	77	130	44	77	130	1	231
do	40	31	75	39	31	75	4	155
do	40	31	75	44	31	75
Totals—Totaux.....	1,010	2,811	3,821	80	26	7,312	26,131

	No.	11	80	2	141	858
Oxford (South Riding.)	1	11	80	2	141	858
do	2	19	91	2	144
do	3	53	89	1	138
do	4	36	62	8	89	1,498
do	5	40	68	114
do	6	27	38	3	117
do	7	46	70	110	1,255
do	8	54	86	1	148
do	9	29	72	107
do	10	69	104	173
do	11	81	116	1	188	2,389
do	12	47	110	174
do	13	55	92	6	124

Majority for } JAMES SUTHERLAND, 1,801.
Majorité pour }

THE HON. SIR R
THE CARWRIGHT
THE HON. SIR R
HENRY, MAY.

Oxford (South Riding.)
(Division Sud.)

RETURN of the Eighth General Election for the House of Commons of Canada.
Rapport sur la Huitième Election Générale pour la Chambre des Communes du Canada.

Electoral Districts. <i>Districts électoraux.</i>	SUBDIVISIONS.	No. 14	Names of Candidates and Number of Votes polled for each of them in each Subdivision.		Total Number of Votes polled in each Subdivision.	Nombre total des votes donnés dans chaque subdivision.	Number of rejected Ballots. <i>Nombre de bulletins écartés.</i>	Number of spoiled Ballots. <i>Nombre de bulletins maculés.</i>	Number of Voters on the 'Voters' List in each Subdivision.	Nombre d'électeurs inscrits sur la liste des électeurs dans chaque subdivision.	Population in each Constituency as shown by the last Census. <i>Population de chaque collège électoral d'après le dernier recensement.</i>	Remarks. <i>Observations.</i>
			SIR R. CART- WRIGHT.	THS. R. MAY- BERRY.								
Province of ONTARIO. d'ONTARIO.	Oxford	14	72	33	105	4	1	189	2,155			
	do	15	82	33	115	1	4	173				
	do	16	85	33	154	1	4	219				
	do	17	37	33	70			157				
	do	18	41	56	97		1	157				
	do	19	49	59	108			184				
	do	20	44	49	103		2	153			2,943	
	do	21	49	56	105			175				
	do	22	82	40	122			241				
	do	23	75	33	108			188				
	do	24	43	33	124		2	247				
	do	25	62	49	111		6	227				
	do	26	94	48	142		1	264			4,191	
	do	27	87	28	115		2	212				
	do	28	79	51	130			190				
	do	29	57	20	77			137				
	do	30	61	27	81		1	137				
	do	31	64	27	83		3	137				
	do	32	69	27	96		3	138				
	do	33	50	24	74		1	154			4,989	
	do	34	51	38	89			152				
	do	35	41	37	78			124				

RETURN of the Eighth General Election for the House of Commons of Canada.

Rapport sur la Huitième Election Générale pour la Chambre des Communes du Canada.

Electoral Districts. <i>Districts électoraux.</i>	SUBDIVISIONS.	Names of Candidates and Number of Votes polled for each of them in each Subdivision.	JAMES N. GRIEVE.	ALEX. F. McLAREN.	Total Number of Votes polled in each subdivision.	Nombre total des votes donnés dans chaque subdivision.	Number of rejected Ballots.	Nombre de bulletins écartés.	Number of spoiled Ballots.	Nombre de bulletins maculés.	Number of Voters on the Voters' List in each Subdivision.	Nombre d'électeurs inscrits sur la liste des électeurs dans chaque subdivision.	Population in each Constituency as shown by the last Census.	Population de chaque collège électoral d'après le dernier recensement.	Remarks. <i>Observations.</i>
PERTH..... North Riding. (Division Nord.)	Logan Township (Canton).....	No. 1	75	95	170	170	0	0	0	0	220	3,693			
	do	" 2	84	74	158	158	0	1	0	0	195				
	do	" 3	94	79	173	173	0	2	0	0	220				
	do	" 4	81	111	192	192	0	1	10	0	204				
	do	" 5	63	56	119	119	0	1	0	0	197				
	do	" 6	60	62	122	122	0	1	0	0	186				
	do	" 7	46	52	98	98	0	4	0	0	199				
	do	" 8	70	67	137	137	0	2	0	0	154				
	do	" 9	49	41	90	90	0	2	0	0	230				
	do	" 10	100	79	179	179	0	4	0	0	126				
	do	" 11	51	30	81	81	0	0	4	0	187				
	do	" 12	69	73	142	142	0	2	0	0	257				
	do	" 13	101	84	185	185	0	1	0	0	277				
	do	" 14	85	126	211	211	0	1	0	0	161				
	do	" 15	49	74	123	123	0	0	0	0	64				
	do	" 16	15	7	41	41	0	0	0	0	203				
	do	" 17	62	81	143	143	0	7	0	0	213				
	do	" 18	76	79	155	155	0	1	0	0	195				
	do	" 19	76	44	120	120	0	1	0	0	123				
	do	" 20	48	38	86	86	0	2	0	0	157				
	do	" 21	88	57	115	115	0	0	0	0	150				
do	" 22	57	49	111	111	0	0	0	0						
	Strafford Town (Ville).....	" 21a	62	49	111	111	0	0	0	0	0	4,231			

Province
of ONTARIO.
d'ONTARIO.

Election Returns.

	22	31	69	168	9,500
do	22	31	69	168	
do	22 ^a	54	105	160	
do	23	98	200	298	
do	24	84	163	234	
do	25	79	155	266	
do	26	84	117	277	
do	27	85	202	277	
do	27	57	110	171	
do	27 ^a	53	110	143	
do	28	64	107	177	
do	28	69	119	177	
Mornington Township (Canton)	29	62	108	134	
do	30	54	136	171	
do	31	68	130	174	
do	32	71	120	151	
do	33	49	120	151	
do	34	31	127	148	
do	35	69	127	159	
Milverton Village	35	67	139	162	
do	36	72	160	234	
do	37	86	153	193	
do	38	67	88	122	
do	38	42	46	122	
do	39	62	111	218	
do	40	90	144	189	
Totals--Totaller	2,870	2,916	5,786	8,095	26,907
				31	
				52	
				31	

Majority for } ALEX. F. MCLAREN, 46.
Majorité pour }

PERTH
South Riding.
(Division Sud.)

	J. A. DONALD.	D. K. FERR.	W. M. PRIDHAM.			
St. Mary's (Town--Ville)	No. 1	35	20	11	1	90
do	2	50	33	3	1	171
do	3	53	41	7	3	171
do	4	21	104	58	7	270
do	5	17	61	70	1	229
do	6	7	50	32	13	153
do	7	13	129	56	1	232
Downie Township (Canton)	8	13	127	23	2	183
do	9	45	74	25	2	189
do	10	30	130	169	2	169
do	11	22	40	85	2	193
do	12	6	48	122	2	226
Usborne	13	4	77	58	1	174
do	13	4	77	58	15	174
do	14	17	47	108	12	218
do	15	15	69	69	1	178
						3,416
						3,281
						2,528

RETURN of the Eighth General Election for the House of Commons of Canada.

Rapport sur la Huitième Election Générale pour la Chambre des Communes du Canada.

Province of ONTARIO. d'ONTARIO.	Electoral Districts. Districts électoraux.	SUBDIVISIONS.										Remarks. Observations.
		Names of Candidates and Number of Votes polled for each of them in each Subdivision.	ERR.	FRIDHAM.	Total Number of Votes polled in each subdivision.	Number of rejected Ballots.	Nombre de bulletins cartés.	Number of spoiled Ballots.	Nombre de bulletins maclés.	Number of Voters on the Voters' List in each Subdivision.	Nombre d'électeurs inscrits sur la liste des électeurs dans chaque subdivision.	
PERTH (South Riding, (Division Sud.) Continued, (Suite.)	Hibbert Township (Canton)	30	60	60	150	11	11	199	2,636
	do	26	78	49	153	22	22	213	
	do	19	80	57	156	183	
	do	2	118	56	176	3	227	
	Mitchell (Town—Ville)	20	66	78	153	245	
	do	9	63	94	174	10	10	254	2,101
	do	17	63	94	174	254	
	do	21	51	59	115	164	
	do	22	5	22	27	264	
	Fullarton Township (Canton)	23	47	71	117	264	2,511
	do	39	49	117	205	252	
	do	24	39	49	117	205	
	do	25	19	80	154	17	17	205	
	do	26	19	55	154	130	
	Blanchard	26	54	37	100	144	
	do	26	9	37	103	14	14	144	
	do	27	15	33	125	166	
	do	28	18	33	74	166	
	do	29	18	73	150	188	
	do	30	35	59	127	188	
	do	30	35	59	127	188	
	do	31	38	56	105	2	2	143	
	Totals—Totaler.	561	2,069	1,851	4,471	129	129	31	6,129†	19,400

† Error—Erreur. }
Should be—De- }
vait être..... } 6,026

Majority for
D. K. ERR, over
W. M. FRIDHAM, 218.
(J. A. DONALD, 1,518.)

Election Returns.

PETERBOROUGH... ..	1	62	JAMES KENDRY.	120	1	161
West Riding.	2	23	ROB. C. NEWMAN.	67	5	89
(Division Ouest.)	3	72		29	28	285
Smith	4	82		32	48	268
do	5	72		35	19	216
do	6	51		67	43	253
do	7	31		58	29	118
North (Nord) Monaghan Township (Canton).	8	46		32	17	128
do	9	24		34	42	100
do	10	40		64	14	118
do	11	35		45	23	103
Peterborough Town (Ville).	12	30		56	18	206
do	13	27		60	31	227
do	14	23		34	21	208
do	15	39		64	16	251
do	16	33		47	11	180
do	17	18		32	8	135
do	18	14		30	18	151
do	19	30		33	12	223
do	20	17		28	7	166
do	21	35		49	11	288
do	22	29		37	7	180
do	23	28		43	5	195
do	24	19		25	15	171
do	25	28		37	10	176
do	26	23		46	12	193
do	27	33		43	23	230
do	28	21		26	19	168
do	29	15		20	13	188
do	30	37		52	21	276
do	31	27		20	84	190
do	32	26		67	21	167
do	33	26		10	103	207
do	34	43		54	19	222
Totals—Total.	1,166	1,485	622	3,273	57	6,890
					53	15,808

Majority for } JAMES KENDRY, 319.
Majorité pour }

RETURN of the Eighth General Election for the House of Commons of Canada.

Rapport sur la Huitième Election Générale pour la Chambre des Communes du Canada.

Electoral Districts. <i>Districts électoraux.</i>	SUBDIVISIONS.	No.	Names of Candidates and Number of Votes polled for each of them in each Subdivision.		Nom des Candidats et nombre de votes donnés pour chacun d'eux dans chaque subdivision.	Total Number of Votes polled in each subdivision.	Nombre total des votes donnés dans chaque subdivision.	Number of rejected Ballots. <i>Nombre de bulletins écartés.</i>	Number of spoiled Ballots. <i>Nombre de bulletins maculés.</i>	Number of Voters on the Voters' List in each Subdivision.	Nombre d'électeurs inscrits sur la liste des électeurs dans chaque subdivision.	Population in each Constituency as shown by the last Census. <i>Population de chaque collège électoral d'après le dernier recensement.</i>	Remarks. <i>Observations.</i>
			JOHN BURHAM.	JOHN LANG.									
PETERBOROUGH. East Riding. (Division Est.)	Village of Havelock.	1	88	53	136	10	0	0	234	1,082			
	Belmont and Methven.	1½	20	55	75	0	0	103	1,082				
	do	"	38	41	79	2	0	107	2,807				
	do	"	47	37	84	0	0	140	2,807				
	do	"	76	36	112	1	0	159	2,807				
	do	"	17	12	29	0	0	37	2,807				
	do	"	45	12	57	4	0	127	1,010				
	do	"	4	45	49	1	0	144	1,010				
	do	"	5	49	56	1	0	195	1,010				
	do	"	6	34	76	1	0	145	2,143				
	do	"	7	25	43	68	1	125	2,143				
	do	"	8	30	98	137	1	208	2,143				
	do	"	9	18	85	103	0	202	2,143				
	do	"	10	39	54	93	1	142	2,131				
	do	"	11	30	47	77	1	135	2,131				
	do	"	12	40	58	98	1	139	2,131				
	do	"	13	60	21	81	0	130	1,890				
	do	"	14	54	84	138	0	202	1,890				
	do	"	15	25	84	109	1	191	1,890				
	do	"	16	52	73	125	0	250	1,890				
do	"	17	20	55	84	1	131	3,652					
do	"	18	112	112	142	0	203	3,652					
do	"	19	68	94	162	0	223	3,652					
do	"	20	38	89	127	0	199	3,652					

Election Returns.

do	21	38	111	149	189
do	22	41	94	135	215
Village of Ashburnham	23	121	169	235	1,674
do	24	120	73	285	
Village of Lakefield	25	78	48	126	1,120
do	26	51	105	138	
Harvey	27	21	60	133	1,155
do	28	33	74	169	
do	29	29	33	91	
Burleigh, Anstruther	30	18	30	62	78
do	31	31	35	48	1,520
do	32	34	39	66	
Chandos	33	23	37	73	
do	34	33	60	125	
Dysart, Dudley, &c	35	45	82	107	
Monmouth	36	41	24	230	*
Glamorgan	37	41	40	133	548
Cardiff	37	17	40	141	505
Cavendish	38	0	20	162	612
			20	44	94
Totals—Totaux	1,738	2,353	4,091	6,487	21,919

* Population included in that of village of Havelock. Population include dans celle du village d'Havelock.

Majority for } JOHN LANG, 615.
Majorité pour }

PRESCOTT	No.	H. J. CLORAN.		DOSTHE SABOURIN.		Totals
		INDOIRE PROUX.	DOSTHE SABOURIN.	INDOIRE PROUX.	DOSTHE SABOURIN.	
Alfred Township (Canton)	1	17	50	138	179	3,053
do	2	9	36	108	148	
do	3	38	63	121	162	
do	4	16	40	96	141	
North (Nord) Plantagenet	5	70	19	94	139	
do	6	26	11	58	128	4,245
do	7	13	30	103	131	
do	8	55	32	106	140	
do	9	18	73	121	152	
South (Sud) Plantagenet	10	34	59	122	156	
do	11	27	69	113	162	3,080
do	12	22	14	67	111	
do	13	3	81	114	166	
Caledonia	14	56	30	117	172	1,943
do	15	28	20	76	127	
do	16	42	38	137	201	

RETURN of the Eighth General Election for the House of Commons of Canada.

Rapport sur la Huitième Election Générale pour la Chambre des Communes du Canada.

Electoral Districts. <i>Districts électoraux.</i>	SUBDIVISIONS.				Total Number of Votes polled in each Subdivision. <i>Nombre total des votes donnés dans chaque subdivision.</i>	Number of rejected Ballots. <i>Nombre de bulletins écartés.</i>	Number of spoiled Ballots. <i>Nombre de bulletins maculés.</i>	Number of Voters on the Voters' List in each Subdivision.	Population in each Constituency as shown by the last Census. <i>Population de chaque collège électoral d'après le dernier recensement.</i>	Remarks. <i>Observations.</i>
	H. J. CLORAN.	ISIDORE PROULX.	DORVILLE SABOURIN.	Names of Candidates and Number of them in each Subdivision.						
PRESCOTT Continued. (<i>Statc.</i>)	West (<i>Ouest</i>) Hawkesbury.....	No. 17	64	4	22	90	7	1	140	
	do	" 18	51	57	40	148	1	1	208	
	do	" 19	41	39	25	105	1	1	158	2,740
	East (<i>Est</i>) Hawkesbury.....	" 20	41	81	22	144	2	1	224	
	do	" 21	44	35	29	108	1	1	180	
	do	" 22	15	75	41	131	1	1	193	4,896
	do	" 23	60	68	15	133	1	1	188	
	do	" 24	32	66	66	164	3	1	213	
	Hawkesbury Village.....	" 25	155	25	61	241	1	1	301	2,042
	Township (<i>Canton</i>) of Longueuil.....	" 26	81	44	34	159	1	1	231	1,172
	L'Original.....	" 27	9	33	76	118	2	1	151	1,002
	Totals— <i>Totaux</i>		996	1,334	902	3,232	38	11	4,602	24,173
Province of ONTARIO. d'ONTARIO.					Majority for ISIDORE PROULX (over J. H. CLORAN, 838.)		Majorité pour (over D. SABOURIN, 432.)			

Election Returns.

PRINCE EDWARD.....	W. BOUTER.	W. M. VARNÉY PETTET.	No.	3	1	95	115	28	6,888	18,889
Pictou, Town (Ville).....	59	86	1	3	1	179				
do do.....	39	23	2		3	143				
do do.....	50	34	3		1	155				3,287
do do.....	58	48	4			207				
do do.....	85	56	5			296				
do do.....	87	36	6		10	232				
Nord (Nord) Marysburgh.....	68	87	7		8	219				
do do.....	59	61	8		3	198				1,430
do do.....	21	51	9		3	99				
do do.....	60	58	10		3	209				
South (Sud) Marysburgh.....	29	53	11		3	125				1,643
do do.....	81	43	12		1	190				
do do.....	75	59	13		7	234				
Athol Township (Canton).....	41	52	14		1	152				1,284
do do.....	44	43	15		4	165				
do do.....	37	79	16		12	189				
Hallowell Township (Canton).....	97	84	17		1	271				
do do.....	22	101	18		4	172				3,380
do do.....	58	83	19		1	254				
do do.....	35	44	20		2	153				
do do.....	50	97	21		3	227				
Wellington Village.....	60	70	22			193				555
Hillier Township (Canton).....	59	50	23		11	194				
do do.....	79	69	24		3	235				1,890
do do.....	49	68	25		20	209				
do do.....	80	67	26		7	252				
Ameliasburg Township (Canton).....	114	57	27		1	278				
do do.....	79	66	28		1	245				3,079
do do.....	54	43	29		7	169				
do do.....	67	76	30		2	232				
Sophiasburg Township (Canton).....	77	73	31			209				
do do.....	51	115	32		1	219				2,341
do do.....	28	95	33		1	203				
do do.....	15	111	34		5	191				
Totals--Totaux.....	1,967	2,188		4,155	115	28	6,888			18,889

Majority for } W. M. VARNÉY PETTET, 221.
Majorité pour }

RETURN of the Eighth General Election for the House of Commons of Canada.
Rapport sur la Huitième Election Générale pour la Chambre des Communes du Canada.

Electoral Districts. <i>Districts électoraux.</i>	SUBDIVISIONS.	No.	Names of Candidates and Number of Votes polled for each of them in each Subdivision.		Noms des Candidats et nombre de votes donnés pour chacun d'eux dans chaque subdivision.		Total Number of Votes polled in each Subdivision.	Nombre total des votes donnés dans chaque subdivision.	Number of rejected Ballots.	Nombre de bulletins nuds.	Number of spoiled Ballots.	Number of Voters on the Voters' List in each Subdivision.	Nombre d'électeurs inscrits sur la liste des électeurs dans chaque subdivision.	Population in each Constituency as shown by the last Census.	Population de chaque collège électoral d'après le dernier recensement.	Remarks. <i>Observations.</i>
			THOS. MAGRIE	PETER WHITE.												
PROVINCE d'ONTARIO.	Renfrew	1	62	58	120	1	138	100	1	1	1	180	1,920			
	do	2	145	91	236	1	266	100	1	1	1	180	1,920			
	do	3	112	19	131	1	145	100	1	1	1	180	1,920			
	Algonia	4	137	47	184	13	204	100	13	1	1	180	1,920			
	Bromley	5	96	67	163	9	183	100	9	1	1	180	1,920			
	do	6	46	9	55	4	66	100	4	1	1	180	1,920			
	do	7	40	34	74	3	86	100	3	1	1	180	1,920			
	Eganville	8	64	155	219	3	286	100	3	1	1	180	1,920			
	Pembroke (Town—Village)	9	130	92	222	3	278	100	3	1	1	180	1,920			
	do	10	117	89	206	3	261	100	3	1	1	180	1,920			
	do	11	84	52	136	1	161	100	1	1	1	180	1,920			
	do	12	50	74	124	3	161	100	3	1	1	180	1,920			
	Township—Canton	13	61	58	119	3	186	100	3	1	1	180	1,920			
	do	14	68	85	153	3	196	100	3	1	1	180	1,920			
	Petewawa	15	103	118	221	1	270	100	1	1	1	180	1,920			
	Rolph, Buchanan, &c., &c., Township (Canton)	16	81	89	170	1	203	100	1	1	1	180	1,920			
	Ross Township—Canton	17	81	50	131	1	141	100	1	1	1	180	1,920			
	do	18	42	63	105	1	127	100	1	1	1	180	1,920			
	Stafford	19	33	102	135	1	153	100	1	1	1	180	1,920			
	do	20	21	86	107	5	123	100	5	1	1	180	1,920			
	Westmeath	21	108	81	189	5	224	100	5	1	1	180	1,920			
	do	22	33	98	131	1	145	100	1	1	1	180	1,920			
	do	23	106	133	239	1	279	100	1	1	1	180	1,920			

Election Returns.

Wilberforce do	24	86	151	8	165	
do do	25	78	138	6	190	} 2,877
South Algonia do	26	31	96		105	
Totals—Totaux.		1,945	3,955	40	4,745	22,484

Majority for } THOMAS MACKIE, 65. { As declared by the Returning Officer.
Majorité pour } } *Tel que déclaré par l'officier-rapporteur.*

Upon a recount by a Judge:—
(Sur nouveau dénombrement par un juge):—

For THOMAS MACKIE 1,900
 For PETER WHITE 1,837

Majority for } THOMAS MACKIE, 63. { As declared by the Judge.
Majorité pour } } *Tel que déclaré par le juge.*

RENFREW
 (South Riding.)
 (Division Sud.)

Admaston	No. 1	69	105	4	158	2,548
do do	" 2	121	202	1	265	
do do	" 3	85	98	1	170	
Amprior	" 4	142	204	1	285	3,341
do do	" 5	84	149		208	
do do	" 6	95	173		222	
Bagot, &c.	" 7	45	82	4	119	1,594
do do	" 8	68	100	1	151	
Brougham	" 9	61	67	4	99	548
Brudenell, &c.	" 10	55	82		127	1,398
do do	" 11	44	30	5	103	
Eganville	" 12	57	78	1	116	395
(Grattan.	" 13	134	162	1	201	1,724
do do	" 14	44	61	5	87	
Griffith, &c.	" 15	40	74	1	99	721
Hagarty, &c.	" 16	78	126		148	1,608
Sherwood, &c.	" 17	36	59	4	135	592
Horton	" 18	41	148	1	193	1,608
do do	" 19	24	97		137	

RETURN of the Eighth General Election for the House of Commons of Canada.
Rapport sur la Huitième Election Générale pour la Chambre des Communes du Canada.

Electoral Districts. <i>Districts électoraux.</i>	SUBDIVISIONS.		Names of Candidates and Number of Votes polled for each of them in each Subdivision.	ROBERT A. JAMIESON nombre de votes donnés pour chacun d'eux dans chaque subdivision.	Total Number of Votes polled in each Subdivision.	Number of rejected Ballots.	Number of bulletins écartés.	Number of spoiled Ballots.	Number of bulletins nuculés.	Number of Voters on the Voters' List in each Subdivision.	Nombre d'électeurs inscrits sur la liste des électeurs dans chaque subdivision.	Population in each Constituency as shown by the last Census. <i>Population de chaque collège électoral d'après le dernier recensement.</i>	Remarks. <i>Observations.</i>	
	JOHN FER- GUSON.	ROBERT A. JAMIESON												
RENREW South Riding. (Division Sud.) Continued. (Suite.)	McNab	No. 20	38	110	148	18	197	197	3,514		
	do	21	47	77	124	197	197			
	do	22	68	72	140	1	160	160			
	do	23	23	106	129	148	148			
	Raglan, &c.	24	67	44	111	1	244	244			
	Renrew	25	84	67	151	6	369	369			
	do	26	138	91	229	5	2	132	132			
	do	27	58	39	97	1			
	Sabastopol			710
	Totals— <i>Toutur.</i>	1,846	1,424	3,270	52	24	4,651			..

Majority for } JOHN FERGUSON, 422.
Majorité pour }

Election Returns.

Russell	Osgoode.	No.	Wm. C. EDWARDS.	E. N. HURTI. BISE.	G. J. WILSON.	105	1	11	105	173	190	163	157	158	192	142	172	193	174	306	167	172	202	126	188	187	122	93	109	243	120	153	211	202	219	149	199	167	214	196	234	221	282	234	156	162	290	189	128	203
	Osgoode.	1	77	12	16	105	1	11	105	173	190	163	157	158	192	142	172	193	174	306	167	172	202	126	188	187	122	93	109	243	120	153	211	202	219	149	199	167	214	196	234	221	282	234	156	162	290	189	128	203
	do	2	84	8	40	96	12	7	104	190	163	157	158	192	142	172	193	174	306	167	172	202	126	188	187	122	93	109	243	120	153	211	202	219	149	199	167	214	196	234	221	282	234	156	162	290	189	128	203	
	do	3	48	8	44	99	12	4	96	163	157	158	192	142	172	193	174	306	167	172	202	126	188	187	122	93	109	243	120	153	211	202	219	149	199	167	214	196	234	221	282	234	156	162	290	189	128	203		
	do	4	48	7	44	99	12	4	96	163	157	158	192	142	172	193	174	306	167	172	202	126	188	187	122	93	109	243	120	153	211	202	219	149	199	167	214	196	234	221	282	234	156	162	290	189	128	203		
	do	5	45	39	31	115	12	4	99	157	158	192	142	172	193	174	306	167	172	202	126	188	187	122	93	109	243	120	153	211	202	219	149	199	167	214	196	234	221	282	234	156	162	290	189	128	203			
	do	6	87	19	42	148	12	1	115	158	192	142	172	193	174	306	167	172	202	126	188	187	122	93	109	243	120	153	211	202	219	149	199	167	214	196	234	221	282	234	156	162	290	189	128	203				
	do	7	33	13	42	88	12	1	148	192	142	172	193	174	306	167	172	202	126	188	187	122	93	109	243	120	153	211	202	219	149	199	167	214	196	234	221	282	234	156	162	290	189	128	203					
	do	8	73	29	17	119	12	11	148	142	172	193	174	306	167	172	202	126	188	187	122	93	109	243	120	153	211	202	219	149	199	167	214	196	234	221	282	234	156	162	290	189	128	203						
	do	9	115	1	23	139	12	11	119	172	193	174	306	167	172	202	126	188	187	122	93	109	243	120	153	211	202	219	149	199	167	214	196	234	221	282	234	156	162	290	189	128	203							
	do	10	74	17	35	126	12	1	139	193	174	306	167	172	202	126	188	187	122	93	109	243	120	153	211	202	219	149	199	167	214	196	234	221	282	234	156	162	290	189	128	203								
	do	11	36	28	105	169	12	1	126	174	306	167	172	202	126	188	187	122	93	109	243	120	153	211	202	219	149	199	167	214	196	234	221	282	234	156	162	290	189	128	203									
	do	12	95	15	21	131	12	1	169	306	167	172	202	126	188	187	122	93	109	243	120	153	211	202	219	149	199	167	214	196	234	221	282	234	156	162	290	189	128	203										
	do	13	38	15	59	112	12	1	131	167	172	202	126	188	187	122	93	109	243	120	153	211	202	219	149	199	167	214	196	234	221	282	234	156	162	290	189	128	203											
	do	14	40	52	48	140	12	1	112	172	202	126	188	187	122	93	109	243	120	153	211	202	219	149	199	167	214	196	234	221	282	234	156	162	290	189	128	203												
	do	15	29	27	44	100	12	7	140	202	126	188	187	122	93	109	243	120	153	211	202	219	149	199	167	214	196	234	221	282	234	156	162	290	189	128	203													
	do	16	56	72	12	140	12	7	100	126	188	187	122	93	109	243	120	153	211	202	219	149	199	167	214	196	234	221	282	234	156	162	290	189	128	203														
	do	17	40	82	2	122	12	7	140	188	187	122	93	109	243	120	153	211	202	219	149	199	167	214	196	234	221	282	234	156	162	290	189	128	203															
	do	18	22	69	2	93	12	7	122	93	109	243	120	153	211	202	219	149	199	167	214	196	234	221	282	234	156	162	290	189	128	203																		
	do	19	40	20	60	60	12	7	93	109	243	120	153	211	202	219	149	199	167	214	196	234	221	282	234	156	162	290	189	128	203																			
	do	20	18	38	8	64	12	7	60	64	109	243	120	153	211	202	219	149	199	167	214	196	234	221	282	234	156	162	290	189	128	203																		
	do	21	87	77	2	166	12	1	64	109	243	120	153	211	202	219	149	199	167	214	196	234	221	282	234	156	162	290	189	128	203																			
	do	22	12	66	1	79	12	1	166	243	120	153	211	202	219	149	199	167	214	196	234	221	282	234	156	162	290	189	128	203																				
	do	23	57	63	1	120	12	4	79	120	153	211	202	219	149	199	167	214	196	234	221	282	234	156	162	290	189	128	203																					
	do	24	154	22	1	177	12	4	120	153	211	202	219	149	199	167	214	196	234	221	282	234	156	162	290	189	128	203																						
	do	25	98	40	5	143	12	4	177	211	202	219	149	199	167	214	196	234	221	282	234	156	162	290	189	128	203																							
	do	26	145	1	12	158	12	1	143	202	219	149	199	167	214	196	234	221	282	234	156	162	290	189	128	203																								
	do	27	103	5	12	108	12	1	158	219	149	199	167	214	196	234	221	282	234	156	162	290	189	128	203																									
	do	28	106	8	24	138	12	1	108	149	199	167	214	196	234	221	282	234	156	162	290	189	128	203																										
	do	29	65	24	8	97	12	3	138	199	167	214	196	234	221	282	234	156	162	290	189	128	203																											
	do	30	126	41	6	173	12	3	97	167	214	196	234	221	282	234	156	162	290	189	128	203																												
	do	31	156	7	6	164	12	3	173	214	196	234	221	282	234	156	162	290	189	128	203																													
	do	32	65	53	5	123	12	3	164	234	221	282	234	156	162	290	189	128	203																															
	do	33	55	21	23	99	12	4	123	221	282	234	156	162	290	189	128	203																																
	do	34	76	69	28	173	12	15	99	282	234	156	162	290	189	128	203																																	
	do	35	73	34	45	152	12	15	173	234	156	162	290	189	128	203																																		
	do	36	65	12	29	106	12	1	152	156	162	290	189	128	203																																			
	do	37	44	24	33	101	12	1	106	162	290	189	128	203																																				
	do	38	63	28	63	144	12	6	101	189	128	203																																						
	do	39	30	26	59	115	12	1	144	128	203																																							
	do	40	33	10	18	81	12	3	115	203																																								
	do	41	33	10	18	81	12	3	81	203																																								
	do	42	64	21	15	100	12	4	100	203																																								

RETURN of the Eighth General Election for the House of Commons of Canada.

Rapport sur la Huitième Election Générale pour la Chambre des Communes du Canada.

Electoral Districts. <i>Districts électoraux.</i>	SUBDIVISIONS.				Total Number of Votes polled in each <i>chacune subdivision.</i>	Nombre total des votes donnés dans chaque <i>subdivision.</i>	Number of rejected Ballots. <i>Nombre de bulletins écartés.</i>	Number of spoiled Ballots. <i>Nombre de bulletins maculés.</i>	Number of Voters on the Voters' List in each Subdivision. <i>Nombre d'électeurs inscrits sur la liste des électeurs dans chaque subdivision.</i>	Population in each Constituency as shown by the last Census. <i>Population de chaque collège électoral d'après le dernier recensement.</i>	Remarks. <i>Observations.</i>
	Names of Candidates and Number of Votes polled for each of them in each Subdivision. <i>Noms des Candidats et nombre de votes donnés pour chacun d'eux dans chaque subdivision.</i>	WM. C. EDWARDS.	E. N. HURTI- BISE.	G. J. WILSON.							
Province of ONTARIO. <i>d'ONTARIO.</i>											
RUSSELL.....	No. 41	68	53	53	174	1	3	235	1,673		
Continued. <i>(Suite.)</i>	" 44	65	57	60	182	1	10	247	*		
	" 42	55	47	1	103	1	3	166			
Totals— <i>Totaux.</i>		2,983	1,380	1,093	5,456	72	79	8,206	31,643		* Not mentioned in Con- sus. <i>Non mentionné dans le recensement.</i>
		Majority for } WM. C. EDWARDS, (1,603 over E. N. HURTI- Majorité pour } <i>BISE.</i>									
		Majorité pour } WM. C. EDWARDS, (1,890 over G. J. WILSON.)									
Stucoe. East Riding. <i>(Division Est.)</i>		D. C. ANDER- SON.	WM. H. BEN- NETT.	H. H. COOK.							
	Gravenhurst Village.....	2	58	77	137	32	8	300	1,848		
	do do	2	66	98	166	1	1	323			
	Matchedash Township (Canton).....	42	31	7	80	1	1	129	375		

Election Returns.

Medonte	do	4	11	34	38	83	1	130	4,514
do	do	5	73	32	57	162	1	240	
do	do	6	38	36	34	108	1	176	
do	do	7	22	50	58	130	40	262	
do	do	8	30	81	35	146	4	246	
do	do	9	15	135	52	202	2	280	
Medora and Wood	do	10	9	53	41	103	1	238	
do	do	11	1	8	12	21	15	47	
do	do	12	1	14	28	42	1	81	
do	do	13	1	5	2	8	1	21	
do	do	14	1	15	6	22	1	39	
Town (Village) of Midland	do	15	3	97	36	136	1	236	
do	do	16	2	61	29	92	4	184	
do	do	17	110	58	168	291	4	291	
Monck Township (Canton)	do	18	26	30	42	92	1	130	
do	do	19	28	15	22	65	1	112	
Muskoka	do	20	34	17	27	78	1	155	
do	do	21	1	15	15	31	10	143	
Orillia (Town—Village)	do	22	7	60	58	125	3	267	
do	do	23	8	67	71	146	2	273	
do	do	24	9	52	63	124	15	254	
do	do	25	14	73	65	152	1	260	
do	do	26	12	54	59	125	1	226	
do	do	27	14	70	65	149	1	246	
Township (Canton)	do	28	19	36	72	127	1	228	
do	do	29	21	34	87	142	1	268	
do	do	30	18	45	19	82	11	137	
do	do	31	28	79	29	136	1	182	
do	do	32	14	60	40	114	1	185	
do	do	33	43	34	39	116	1	202	
Oro	do	34	54	40	42	136	1	191	
do	do	35	57	43	32	132	1	182	
do	do	36	59	21	50	100	1	189	
do	do	37	73	27	43	143	1	204	
do	do	38	74	31	48	153	2	211	
do	do	39	33	14	29	76	1	125	
do	do	40	66	35	24	125	5	204	
Penetanguishene (Town—Village)	do	41	2	34	58	94	8	225	
do	do	42	2	29	66	95	2	175	
do	do	43	2	27	50	79	2	171	
do	do	44	14	42	42	56	6	114	
Tay Township (Canton)	do	45	4	63	40	107	1	186	
do	do	46	21	55	17	93	1	126	
do	do	47	40	36	10	86	1	125	
do	do	48	45	71	95	211	3	292	
do	do	49	3	152	30	185	2	257	
do	do	50	3	35	13	51	3	87	
do	do	51	18	77	28	123	2	198	
do	do	52	2	29	29	60	1	72	

Election Returns.

SIMCOE (North Riding.) (Division Nord.)	No.	HOUGHTON LENNOX.	DALTON McCARTHY.	ELIHU STEWART.	167	50	4,802	7,267	5,550
Barrie Town (Ville).....	1	46	78	43	167	232	5,550
do do.....	2	35	88	59	182	234	
do do.....	3	46	84	52	156	269	
do do.....	4	38	113	35	186	234	
do do.....	5	45	130	52	227	309	
Collingwood Town (Ville)	6	52	64	62	173	2	337	
do do.....	7	20	73	47	140	2	257	
do do.....	8	17	47	26	90	1	164	
do do.....	9	29	54	46	129	240	
do do.....	10	24	43	48	115	235	
do do.....	11	17	77	64	158	260	
Township of (Canton) Floss.....	12	34	34	22	90	1	132	
do do.....	13	18	67	19	104	2	167	
do do.....	14	35	22	40	97	7	150	
do do.....	15	43	84	37	164	19	247	
do do.....	16	23	30	38	91	16	176	
do do.....	17	32	81	15	128	175	
do do Nottawasaga.....	18	20	56	37	113	2	168	
do do.....	19	9	76	15	100	169	
do do.....	20	3	62	24	89	147	
do do.....	21	5	77	21	103	154	
do do.....	22	11	91	23	131	167	
do do.....	23	20	111	28	159	206	
do do.....	24	21	110	31	162	215	
do do.....	25	9	113	59	181	246	
Stayner Town (Ville).....	26	26	77	113	216	1	301	
Township of (Canton) Summidaie	27	42	49	31	122	1	177	
do do.....	28	32	45	32	109	164	
do do.....	29	11	68	34	113	151	
do do.....	30	7	79	29	115	1	178	
do do.....	31	18	81	41	140	208	
do do Vespra.....	32	24	44	50	118	1	198	
do do.....	33	20	46	48	114	197	
do do.....	34	18	89	54	161	229	
do do.....	35	25	70	29	124	168	
Village of Creemore.....						2		
Totals—Totals.....		875	2,517	1,410	4,802	50	65	7,267	28,203

Majority for } DALTON McCARTHY { over H. LENNOX, 1,642.
Majorité pour } over EL. STEWART, 1,107.

RETURN of the Eighth General Election for the House of Commons of Canada.

Rapport sur la Huitième Election Générale pour la Chambre des Communes du Canada.

Electoral Districts. Districts électoraux.	SUBDIVISIONS.	Names of Candidates and Number of Votes polled for each of them in each Subdivision.	Yves des Candidats et nombre de votes donnés pour chacun d'eux dans chaque subdivision.		Total Number of Votes polled in each subdivision.	Nombre total des votes donnés dans chaque subdivision.	Number of rejected Ballots. Nombre de bulletins écrits.	Number of spoiled Ballots. Nombre de bulletins maculés.	Number of Voters on the Voters' List in each Subdivision.	Nombre d'électeurs inscrits sur la liste des electeurs dans chaque subdivision.	Population in each Constituency as shown by the last Census. Population de chaque collège électoral d'après le dernier recensement.	Remarks. Observations.
			RICHARD TYRWITT.	THOS. W. LENNOX.								
SIMCOE. South Riding. (Division Sud.)	Alliston Town (Ville).....	No. 1	51	21	72	153	1,371	
	do do.....	" 2	69	29	98	2	194	771	
	Beeton Village.....	" 3	69	28	97	168	2	237	
	Bessa Township (Canton).....	" 4	94	74	168	188	196	
	do do.....	" 5	80	58	138	127	4	162	3,592	
	do do.....	" 6	69	58	127	177	2	237	
	do do.....	" 7	133	44	177	79	110	
	do do.....	" 8	49	30	79	95	131	
	do do.....	" 9	26	69	95	134	173	
	Immisfl do.....	" 10	75	59	134	122	1	166	
	do do.....	" 11	68	54	122	112	159	
	do do.....	" 12	79	33	112	112	163	
	do do.....	" 13	41	71	112	78	149	5,110	
	do do.....	" 14	52	26	78	55	1	107	
	do do.....	" 15	27	28	55	53	1	82	
	do do.....	" 16	35	18	53	59	2	119	
	do do.....	" 17	27	32	59	45	64	
	do do.....	" 18	17	28	45	178	244	
	do do.....	" 19	110	68	178	203	7	240	
	Mulmur do.....	" 20	87	116	203	162	2	227	3,661
	do do.....	" 21	73	89	162	201	271	
	do do.....	" 22	97	104	201	

Election Returns.

Tecumseth do	23	43	25	68	1	136	*Error, should be— <i>Erreur, devrait être</i> 1,620. + do do 3,765 + do do 526 Not mentioned in Census —Not mentionné dans le recensement.
do do	24	70	60	130	1	180	
do do	25	47	34	81	1	129	
do do	26	81	57	138	1	207	
do do	27	42	51	93	6	180	
do do	28	86	16	102	1	165	
Tossonrontio do	29	106	97	203	1	282	
do do	30	74	52	126	8	204	
Tottenham Village do	31	60	24	84	2	141	
Allandale do	32	109	67	176	2	307	
Totals—Totalur							20,824
		2,146	1,650*	3,796†	21	26	5,704

Majority for (RICHARD TYRWHITT, 493. †
Majorité pour)

	No.	E. F. CLARKE.	E. B. OSIER.	N. T. HUNTER.	W. T. R. PRESTON.				
St. Patrick's Ward (Quartier) do	1	43	44	25	32	144	1	317	
do do	2	36	44	16	32	128	1	269	
do do	3	54	47	40	59	200	1	218	
do do	4	63	64	40	58	225	1	323	
do do	5	42	47	19	23	127	1	253	
do do	6	46	48	42	41	177	1	305	
do do	7	40	33	27	32	132	1	229	
do do	8	45	48	48	35	176	3	286	
do do	9	63	67	64	82	276	3	281	
do do	10	72	80	52	50	263	5	314	
do do	11	40	48	23	41	158	1	309	
do do	12	29	40	29	28	126	1	206	
do do	13	28	29	31	26	114	3	216	
do do	14	30	30	26	29	115	4	253	
do do	15	46	43	34	37	158	1	222	
do do	16	45	38	44	31	158	1	378	
do do	17	48	51	47	63	209	1	276	
do do	18	36	39	34	44	153	1	261	
do do	19	37	42	37	23	139	1		
do do	20	37	42	37	23	139	1		
do do	21	50	47	37	30	173	1		
do do	22	58	59	31	50	198	3		
do do	23	64	62	51	42	219	1		
do do	24	64	62	51	42	219	1		
Totals									
									27,665

RETURN of the Eighth General Election for the House of Commons of Canada.
Rapport sur la Huitième Election Générale pour la Chambre des Communes du Canada.

Province of ONTARIO. d'ONTARIO.	Electoral Districts. Districts électoraux.	SUBDIVISIONS.				No. 19	Names of Candidates and for each of them in each Subdivision.	N. T. HUNTER. W. T. R. PRESTON. nombre de votes donnés pour chacun d'eux dans chaque subdivision.	Total Number of Votes polled in each Subdivision.	Nombre total des votes donnés dans chaque subdivision.	Number of rejected Ballots.	Nombre de bulletins écartés.	Number of spoiled Ballots.	Nombre de bulletins maculés.	Number of Voters on the Voters' List in each Subdivision.	Nombre d'électeurs inscrits sur la liste des electeurs dans chaque subdivision.	Population in each Constituency as shown by the last Census.	Population de chaque collège électoral d'après le dernier recensement.	Remarks. Observations.
		R. F. CLARKE.	E. B. OSTER.	N. T. HUNTER.	W. T. R. PRESTON.														
ONTARIO. West (West.) Continued. (Suite.)	St. Patrick's Ward (Quarter).	45	46	29	39	159								337					
	do	38	41	34	37	150								290					
	do	20	77	60	56	260								286					
	do	21	64	38	56	226							5	231					
	do	22	55	60	41	218					1			290					
	do	23	64	69	41	234								366					
	do	24	35	35	39	147								435					
	do	24	38	41	31	146								318					
	do	25	50	51	35	191								410					
	do	25	62	68	37	208								215					
	do	26	39	36	33	138								210					
	do	26	28	27	36	131								324					
	do	27	54	53	39	184								239					
	do	27	46	49	43	177								308					
	do	28	37	39	39	160													
	do	29	38	34	43	152													
	do	30	31	30	34	126													
	do	30	40	41	43	157													
	do	1	49	70	42	211													
do	2	27	26	18	87														
do	2	30	33	19	102														
do	St. Andrew's																		

RETURN of the Eighth General Election for the House of Commons of Canada.

Rapport sur la Huitième Election Générale pour la Chambre des Communes du Canada.

Electoral Districts. Districts électoraux.	SUBDIVISIONS.				Number of Candidates and Number of Votes polled for each of them in each Subdivision.	E. F. CLARKE.	E. B. OSTER.	N. T. HUNTER.	W. T. R. PRESTON.	Total Number of Votes polled in each Subdivision.	Nombre total des votes donnés dans chaque subdivision.	Number of rejected Ballots. Nombre de bulletins écartés.	Number of spoiled Ballots. Nombre de bulletins maculés.	Number of Votes on the Voters' List in each Subdivision.	Nombre d'électeurs inscrits sur la liste des electeurs dans chaque subdivision.	Population in each Constituency as shown by the last Census. Population de chaque collège électoral d'après le dernier recensement.	Remarks. Observations.	
	SUBDIVISIONS.																	
TORONTO West (West). Continued. (Suite.)	St. Stephen's Ward (Quartier)	No. 22	34	35	24	28	121	1	3	1	382							
	do	"	28	28	27	28	111											
	do	"	22	56	54	40	57	297	3	1								
	do	"	23	35	34	30	33	132										
	do	"	24	54	54	37	31	176										
	do	"	25	50	47	53	50	200	1	1								
	do	"	25	49	52	54	39	208	3									
	do	"	26	51	52	57	30	190										
	do	"	27	30	40	21	18	109										
	do	"	27	22	24	23	26	95										
St. George's	do	"	1	50	57	37	48	192	3	3	214							
	do	"	2	43	53	24	33	153			257							
	do	"	3	74	79	21	37	211			159							
	do	"	4	47	56	27	43	172			1							
	do	"	5	70	73	42	54	239			3							
	do	"	6	64	64	36	49	213			2							
	do	"	7	32	47	26	34	139			1							
	do	"	7	24	30	31	32	117			4							
	do	"	8	32	34	32	50	148			1							
	do	"	9	54	54	18	33	159			3							
do	"	"	70	55	30	34	189	2							7,517			

RETURN of the Eighth General Election for the House of Commons of Canada.

Rapport sur la Huitième Election Générale pour la Chambre des Communes du Canada.

Electoral Districts. Districts électoraux.	SUBDIVISIONS.		Names of Candidates and for each of them in each Subdivision.	WM. LOUNT. nombre de votes donnés pour chacun d'eux dans chaque subdivision.	Total Number of Votes polled in each Subdivision.	Nombre total des votes donnés dans chaque subdivision.	Number of rejected Ballots.	Nombre de bulletins écartés.	Number of spoiled Ballots.	Nombre de bulletins maculés.	Number of Voters on the Voters' List in each Subdivision.	Nombre d'électeurs inscrits sur la liste des électeurs dans chaque subdivision.	Population in each Constituency as shown by the last Census.	Population de chaque collège électoral d'après le dernier recensement.	Remarks. Observations.
	G. R. R. COCKBURN.	WM. LOUNT.													
TORONTO	St. James' Ward (Quarrier)	No. 13	54	74	128	7	5	238	238	238	238	238	238		
	do	" 14	71	81	152	1	4	242	242	242	242	242			
	do	" 15	72	69	141	1	1	246	246	246	246	246			
	do	" 16	59	97	156	1	1	251	251	251	251	251			
	do	" 17	47	46	93			159	159	159	159	159			
	do	" 17	40	48	88			156	156	156	156	156			
	do	" 18	70	83	153			282	282	282	282	282			
	do	" 19	65	82	147			253	253	253	253	253			
	do	" 20	64	82	146			254	254	254	254	254			
	Totals—Totale		2,154	2,394	4,548	109	68	7,831	7,831	7,831	7,831	7,831	26,632		

Majority for } WM. LOUNT, 240.
Majorité pour }

PROVINCE
of ONTARIO.
d'ONTARIO.

Election Returns.

TOWNSHIP	WARD	No.	EMERSON	JOHN ROSS	ROBERTSON.	VOTES	VOTES	VOTES	VOTES	VOTES	VOTES	VOTES
TORONTO East (Est.)	St. Thomas' Ward (Quartier).	1	92	49	141	1	3	258				
		2	83	66	149	1	1	277				
		3	58	65	123	3	3	297				
		4	50	55	105	1	4	213				
		5	27	58	85	1	367					
		6	19	34	53	1	262					
		7	37	94	131	1	177					
		8	23	53	76	1	146					
		9	24	58	82	1	253					
		10	36	76	112	1	358					
		10 ^a	12	58	70	1	165					
		11	35	62	97	1	188					
		12	31	62	93	2	282					
		13	27	64	91	3	305					
		14	40	117	157	3	293					
		14 ^a	13	39	63	1	303					
		15	24	56	79	1	181					
		16	23	105	152	2	162					
		16 ^a	47	53	73	1	121					
		17	16	53	62	1	174					
St. David's	17	36	55	91	1	135						
	18	26	55	81	1	169						
	19	38	47	75	3	162						
	20	36	27	63	3	121						
	21	63	48	111	3	174						
	22	30	42	72	1	135						
	23	39	43	82	2	169						
	24	33	30	63	1	136						
	25	28	35	63	7	130						
	26	44	49	93	3	130						
St. David's	27	30	39	69	1	101						
	28	43	39	62	1	114						
	29	66	54	120	1	121						
	30	33	45	78	3	236						
	31	40	67	107	1	196						
	32	46	79	125	1	178						
	33	31	62	93	5	270						
	34	37	67	104	1	191						
	35	30	88	104	5	212						
	36	24	63	87	2	183						
37	31	31	57	4	144							
38	26	26	57	4	124							

12,911

RETURN of the Eighth General Election for the House of Commons of Canada.

Rapport sur la Huitième Election Générale pour la Chambre des Communes du Canada.

Electoral Districts. <i>Districts électoraux.</i>	SUBDIVISIONS.	Names of Candidates and Number of Votes polled for each of them in each Subdivision.		Total Number of Votes polled in each subdivision.	Number of rejected Ballots.	Number of spoiled Ballots.	Number of bulletins maculés.	Number of Voters on the Voters' List in each Subdivision.	Nombre d'électeurs inscrits sur la liste des electeurs dans chaque subdivision.	Population in each Constituency as shown by the last Census. Population de chaque collège électoral d'après le dernier recensement.	Remarks. <i>Observations.</i>
		EMERSON COATSWORTH, Jr.	JOHN ROSS ROBERTSON.								
Toronto	St. David's Ward (Quartier)	31	53	84	1	1	3	139	22,790		
do	do	17	53	70	1	1	2	126			
do	do	33	50	83				155			
do	do	20	43	63				107			
do	do	17	50	67				133			
do	do	23	76	99				189			
do	do	44	61	87				158			
do	do	38	65	103				197			
do	do	64	100	164				193			
do	do	21	48	69				130			
do	do	48	60	91				172			
do	do	31	72	106				179			
do	do	24	46	70				146			
do	do	50	70	120				114			
do	do	23	35	58				114			
do	do	22	40	62				140			
do	do	31	39	60				269			
do	do	54	93	126				269			
do	do	23	112	135				263			
do	do	26	70	96				173			
do	do	37	73	110				191			
do	do	57	32	85				169			
do	do	58	32	85				169			
do	do	34	56	90				188			

Election Returns.

St. Lawrence	60	19	28	47	1	105		
do	"	61	34	85	69	131		
do	"	62	50	92	142	253		
do	"	63	10	90	30	57		
do	"	64	38	40	78	157		
do	"	65	18	26	44	76		
do	"	66	26	45	71	134		
do	"	67	26	64	1	121		
do	"	68	22	38	50	98		
do	"	69	54	38	92	199		
do	"	70	57	44	101	190		
do	"	71	45	43	2	148		
do	"	72	33	22	1	105		
do	"	73	34	28	1	115		
do	"	74	49	12	7	115		
do	"	75	24	44	1	135		
do	"	76	56	40	96	183		
do	"	77	74	57	1	209		
do	"	78	19	22	6	374		
do	"	78a	77	103	1	365		
do	"	79	47	52	3	119		
do	"	79a	35	48	1	119		
do	"	80	23	24	1	220		
do	"	81	26	56	82			
Totals—Totalur.....		*3,015	4,631	7,646	45	118	14,794	43,565

*Error (Erreur).
Should be
(Devrait être) } 3,01
+ do do } 7,643
+ do do } 1,619

Majority for J. ROSS ROBERTSON, \$1,616.
Majorité pour

	J. H. DELERRE	SAM. HUGHES	R. J. Mc LAUGHLIN				
VICTORIA.....							
North Riding.....							
Division Nord.....							
Fenelon Falls.....	No. 1	62	60	127	9	167	1,219
do	" 2	5	39	109	2	159	
Township of (Canton) Fenelon.....	" 3	5	47	85	1	115	
do	" 4	5	38	156	2	223	
do	" 5	5	63	88	1	196	2,809
do	" 6	2	64	156	1	147	
do	" 7	2	55	64	1	191	
do	" 8	2	61	121	1	203	
Sommerville.....	" 9	2	72	141	1	227	1,940
do	" 10	28	27	146	19	203	
do	"	7	99	126		227	
do	"		38	144		201	

Election Returns.

	33	11	21	17	49	52	23	67	583	
do Stanhope.....	33	11	21	17	49	52	23	67	583	
do do.....	34	1	36	6	43			55		
Sherbourne and McClintock.....	35		18	12	30			54		
Totals— <i>Totaux</i>	338	338	1,715	1,464	3,517			5,055*	16,849	
Majority for } SAMUEL HUCHES { over McLAUGHLIN, 251. <i>Majorité pour</i> } over DELEMERÉ, 1,377.										
VICTORIA.										
South Riding.										
(Division Sud.)										
		No.	Geo. McHUGH.	ADAM E. VROOMAN.						
Ops.....	1	78	27	105	4	165				
do do.....	2	73	83	156	2	213	1			
do do.....	3	58	53	111	7	192			2,326	
do do.....	4	96	48	144		186	3			
do do.....	5	38	78	116		171	2			
Verulam.....	6	22	46	68		93	3			
do do.....	7	55	48	105		141	1			
do do.....	8	75	31	106		148	6		2,291	
do do.....	9	30	40	70	2	98				
do do.....	10	34	55	89	2	152	1			
Bobbaygeon.....	11	34	52	86	1	143			1,018	
do do.....	12	26	30	56		93	2			
do do.....	13	55	42	97		154	6			
Lindsay.....	14	98	75	173		243				
do do.....	15	61	90	151	13	237	1			
do do.....	16	81	89	170		272	1		6,081	
do do.....	17	94	49	143		225	1			
do do.....	18	50	60	110		176	1			
do do.....	19	69	49	118	3	217	1			
do do.....	20	70	83	133		216				
do do.....	21	43	105	148	8	242				
Emily.....	22	22	63	85		143	2			
do and Onemee.....	23	16	93	109	1	169			3,290	
Onemee.....	24	35	49	84		146	12			
Emily.....	25	112	46	158		210				
do do.....	26	74	12	86		140	12			
do do.....	27	69	83	152		211				
Mariposa.....	28	41	83	124		178	3			
do do.....	29	60	96	136	12	234				
do do.....	30	76	75	151		197				
do do.....	31	97	46	143	1	211			4,849	

*ERROR, should be—
Erreur, devrait être, 5,053.

Election Returns.

Preston.....	24	157	8	165	4	1	232
do	"	273	26	239	12	1	403
Galt Town (Ville).....	25	37	22	59	97
do	26	62	44	106	..	2	169
do	27	119	71	190	..	2	348
do	28	67	112	179	6	..	403
do	29	49	41	90	..	2	156
do	30	88	88	156	5	2	283
do	31	52	85	137	..	5	211
do	32	59	118	120	12	..	247
do	33	66	54	120	5	..	181
do	34	35	31	59	..	1	96
do	35	52	95	147	18	..	293
do	36	40	53	93	1	..	131
do	37
Totals—Totalur.....	..	2,372	2,481	4,853	164	38	7,496

Majority for } JAMES LIVINGSTON, 109.
Majorité pour } (*As declared by the Returning Officer.*
Tel que déclaré par l'officier-rapporteur.)

Upon a recount by a Judge:—
(Sur nouveau dépointement par un juge):—

For JAMES LIVINGSTON..... 2,543
 For (GEORGE A. CLARE)..... 2,454

Majority for } JAMES LIVINGSTON, 89.
Majorité pour } (*As declared by the Judge.*
Tel que déclaré par le juge.)

WELLAND	No.	Jas. A. LOWELL.		Wm. McCLEARY.				
Fort Erie.....	1	76	52	128	..	2	173	984
Crowland Township (Canton).....	2	72	20	92	..	1	125	..
do	3	40	25	65	10	..	116	1,107
do	4	46	47	93	..	1	133	..
Humberstone	5	37	65	102	..	1	135	..
do	6	44	41	85	..	4	113	..
do	7	62	46	108	1	..	151	2,842
do	8	51	64	115	..	19	203	..
do	9	13	26	39	..	2	57	..
do	10	8	50	58	84	..
do	11	18	29	47	..	2	69	..

RETURN of the Eighth General Election for the House of Commons of Canada.
Rapport sur la Huitième Election Générale pour la Chambre des Communes du Canada.

Electoral Districts. <i>Districts électoraux.</i>	SUBDIVISIONS.	Names of Candidates and Number of Votes polled for each of them in each Subdivision.		Noms des Candidats et nombre de votes donnés pour chacun d'eux dans chaque subdivision.		Total Number of Votes polled in each Subdivision.	Nombre total des votes donnés dans chaque subdivision.	Number of rejected Ballots. <i>Nombre de bulletins écartés.</i>	Number of spoiled Ballots. <i>Nombre de bulletins maculés.</i>	Number of Voters on the Voters' List in each Subdivision.	Nombre d'électeurs inscrits sur la liste des electeurs dans chaque subdivision.	Population in each Constituency as shown by the last Census. <i>Population de chaque collège électoral d'après le dernier recensement.</i>	Remarks. <i>Observations.</i>	
		JAS. A. LOWELL.	Wm. McCLEARY.											
WELLAND Continued. <i>Suite.</i>	Chippewa Village	31	71	102	8	2	152	523						
	Welland (Town—Village)	46	44	90	2	1	121							
	do	67	44	111		6	153	2,035						
	do	62	38	100		2	126							
	do	68	38	106			138							
	Thorold Township (Canton)	37	59	96		1	129							
	do	44	53	97			166	2,316						
	do	102	91	193		1	250							
	do	52	85	137			180							
	do	39	101	140		13	185							
	do	37	75	112		1	148							
	do	50	49	99		1	186							
	do	24	49	81		12	134							
	do	24	32	64		4	138							
	Bertie Township (Canton)	25	33	88		3	183							
	do	26	57	96		2	161							
	do	27	65	126			229	4,222						
	do	28	94	173		2	226							
	do	29	64	111			137							
	do	30	77	161			220							
	do	31	84	161			241							
	International Bridge (Pont)	31	84	185			241							Not mentioned in Census
	Port Colborne	32	53	122			179							—Non mentionné dans le recensement.
	do	33	49	100		3	142							1,154

Election Returns.

Stamford Township (Canton)	34	109	56	165	11	2	243	2,069
do	"	43	72	115	"	"	158	
do	"	35	61	157	1	4	254	
Willoughby	"	96	47	108	12	"	187	1,069
do	"	37	41	130	"	1	165	
do	"	38	60	107	5	3	148	1,179
Niagara Falls Village	"	39	70	115	6	"	114	
do	"	40	49	83	3	2	175	
(Town-Ville)	"	41	66	112	6	1	144	
do	"	42	46	105	"	"	172	3,349
do	"	43	54	124	"	3	187	
do	"	44	48	140	14	"	139	
do	"	45	58	85	"	6	90	
do	"	46	61	53	"	2		
do	"	47	79	29	"	"		
do	"	48	24	53	2	"		
Totals—Totaux		2,536	2,705	5,241	157	83	7,459	25,132

Majority for } Wm. McCleary, 169.
Majorité pour }

	W. L. GORDON	ABRAHAM GROVES	F. W. LEWIS	A. SEMPLE				
Drayton	2	12	80	94	188	7	264	793
Elora	5	6	43	63	117	"	166	1,304
do	3	9	10	30	112	3	148	
Fergus	4	1	37	40	138	6	222	1,598
do	5	2	52	31	70	1	284	
Garafraxa, East (Est)	6	53	30	32	157	2	185	2,169
do	7	12	52	39	144	16	230	
do	8	5	26	76	137	2	177	
do	9	7	44	22	70	"	190	3,043
do	10	20	47	33	151	1	198	
do	11	1	20	15	47	"	90	
do	12	1	24	15	69	2	143	
do	13	11	62	6	29	7	158	
do	14	53	21	16	110	1	171	
Maryborough Township (Canton)	15	10	11	31	83	3	174	3,546
do	16	29	29	21	76	"	210	
do	17	7	9	17	30	"	98	
do	18	35	27	24	35	2	157	
do	19	15	21	30	30	"	125	
Nichol	20	3	11	64	120	1	159	

RETURN of the Eighth General Election for the House of Commons of Canada.
Rapport sur la Huitième Election Générale pour la Chambre des Communes du Canada.

Electoral Districts. <i>Distriets Electoraux.</i>	SUBDIVISIONS.	Names of Candidates and Number of Votes polled for each of them in each Subdivision.		Total Number of Votes polled in each subdivision.	Number of rejected Ballots.	Number of spoiled Ballots.	Number of Voters on the Voters' List in each Subdivision.	Nombre d'électeurs inscrits sur la liste des electeurs dans chaque subdivision.	Population in each Constituency as shown by the last Census.	Population de chaque collége électoral d'après le dernier recensement.	Remarks. <i>Observations.</i>
		W. L. GORDON. ABRAHAM GROVES. F. W. LEWIS. A. SEMPLE. Nom des Candidats et nombre de votes donnés pour chacun d'eux dans chaque subdivision.									
WELLINGTON. Centre. Continued. (Suite.)	Nichol.....	No. 21	2	51	87	133	2,056			
	do	22	4	39	86	134				
	do	23	4	53	99	139				
	Orangeville, West (West).....	24	18	41	115	2	1	182			
	do	25	1	71	145	236	2,962			
	do East (East).....	26	22	86	138	225				
	do South (South).....	27a	13	56	90	156				
	do	27b	11	43	39	8	161			
	do Peel Township (Canton).....	28	78	3	28	174	1	240			
	do	29	51	6	38	157	6	214			
	do	30	7	14	25	138	222	4,253		
	do	31	30	2	11	78	9	129			
	do	32	53	16	23	136	1	196			
do	33	25	12	42	130	196				
do	34	27	12	11	116	2	149				
Pilkington	do	35	14	3	104	156				
do	36	13	4	55	135	200				
Totals—Total.	599	752	1295	*1916	4,562	129	6,586	23,387			
											* Error, should be 1,917. Erreur, devrait être 1,917.
											+ do do do 622.
											+ do do do 1,165.
											+ do do do 1,318.
											\$
											Majority for Majorité pour
											over F. W. LEWIS, 621.+ over A. B. GROVES, 1,164.+ over W. L. GORDON, 1,317.\$

Election Returns.

WELLINGTON.....	64	79	143	1	3	195	
(North Riding.)	91	50	131	5	2	188	3,224
(Division Nord.)	58	34	92	110	30	153	
Arthur Township (Centon).	110	30	140	71	67	183	
do do	71	67	138	110	2	187	
do do	38	110	148	27	2	199	2,006
Palmerston North (Nord)	38	110	148	91	5	173	
do do	27	91	118	56	6	196	
do do	8	56	139	41	8	132	
Amaranth	41	56	97	53	5	173	
do do	35	46	137	35	5	115	
do do	60	59	81	60	3	150	2,799
do do	30	76	119	24	5	154	
do do	24	68	106	87	3	120	
do do	15	52	139	76	3	202	634
Clifford	87	52	124	97	1	165	
Mount Forest, North (Nord)	76	48	138	48	1	191	
do do	97	41	73	48	1	107	2,214
do do	48	25	92	60	1	124	
do do	32	87	163	76	1	207	
do do	60	87	88	34	1	108	1,296
do do	76	54	202	21	2	243	
do do	34	54	68	29	3	87	
do do	103	90	126	69	3	165	
do do	23	39	66	59	3	168	
do do	24	57	125	45	1	189	4,222
do do	25	45	90	40	1	107	
do do	59	45	73	58	5	128	
do do	26	45	95	49	5	113	
do do	27	37	77	30	5	125	
do do	40	28	91	45	1	165	
do do	28	37	137	74	1	151	
do do	29	28	126	60	2	189	3,257
do do	30	24	163	52	1	151	
do do	67	24	168	80	2	189	
do do	31	92	132	60	5	150	
do do	32	52	152	35	1	190	
do do	33	48	171	69	4	210	
do do	35	81	147	37	3	209	
do do	36	81	140	66	2	130	
do do	37	52	108	44	3	130	
do do	38	46	119	73	1	166	3,637
do do	39	46	99	40	1	122	
do do	40	23		41			
do do	41						

WELLINGTON.....
(North Riding.)
(Division Nord.)

JAMES
McMILLLEN.

L. H. CLARKE.

RETURN of the Eighth General Election for the House of Commons of Canada.

Rapport sur la Huitième Election Générale pour la Chambre des Communes du Canada.

Electoral Districts. Districts électoraux.	SUBDIVISIONS.		Names of Candidates and Number of Votes polled in each Subdivision.	L. H. CLARKE. I. H. CLARKE.	Total Number of Votes polled in each subdivision.	Number of rejected Ballots.	Nombre de bulletins écartés.	Number of spoiled Ballots.	Nombre de bulletins manqués.	Number of Voters on the Voters' List in each Subdivision.	Nombre d'électeurs inscrits sur la liste des électeurs dans chaque subdivision.	Population in each Constituency as shown by the last Census.	Population de chaque collège électoral d'après le dernier recensement.	Remarks. Observations.
	Names of Candidates and Number of Votes polled in each Subdivision.	Noms des Candidats et nombre de votes donnés pour chacun d'eux dans chaque subdivision.												
WELLINGTON, North Riding. (Division Nord.) Continued. (Suite.)	Harriston	No. 42	JAMES McMULLEN. 34	L. H. CLARKE. 28	63	1	1	1	1	101	1,687			
	do do	" 43	" 24	" 25	49	1	1	1	1	79				
	do do	" 44	" 39	" 16	55	1	1	1	1	81				
	do do	" 45	" 35	" 37	72	6	6	6	6	103				
	do do	" 46	" 53	" 19	72	66	66	66	66	118				
	Totals—Totaux		2,712	2,550	5,262	66	47	47	47	7,061	24,956			
	Majority for Majorité pour		JAMES McMULLEN, 162.											
WELLINGTON, (South Riding.) (Division Sud.)	Guelph City (City)	No. 1	JAMES INNES. 58	CHRISTIAN KLOPPER. 141	199	2	1	1	1	270				
	do do	" 2	" 17	" 39	56	1	4	4	4	93				
	do do	" 3	" 30	" 68	98	3	3	3	3	158				

Election Returns.

do	4	52	108	160	1	255	10,537						
do	5	26	60	86	175							
do	6	38	51	89	1	150							
do	7	52	46	98	3	155							
do	8	42	61	103	174							
do	9	31	39	70	3	126							
do	10	35	79	114	2	167							
do	11	41	69	110	4	168							
do	12	51	60	111	7	179							
do	13	28	32	60	1	96							
do	14	50	82	132	5	217							
do	15	62	57	119	6	201							
do	16	47	53	100	2	189							
do	17	37	104	141	10	209							
do	18	35	111	146	1	214							
do	19	15	29	44	1	82							
do	20	69	76	145	3	184							
do	21	76	65	141	3	178							
do	22	91	61	152	1	180							
do	23	77	40	117	2	155							
do	24	63	57	120	24	179							
do	25	60	58	118	1	151							
do	26	113	68	181	11	226							
do	27	92	46	138	1	163							
do	28	86	70	156	190							
do	29	81	42	123	6	160							
do	30	69	53	122	5	168							
do	31	133	92	225	1	260							
do	32	47	57	104	2	154							
do	33	117	65	182	246							
do	34	117	64	181	240							
do	35	63	14	77	8	156							
do	36	64	77	141	184							
do	37	98	53	151	3	197							
do	38	61	83	144	12	211							
do	39	39	70	109	152							
do	40	77	78	155	227							
Totals—Totaux.									2,440	5,018	101	57	7,239	24,373

Majority for } CHRISTIAN KLOEFFER, 138.
Majorité pour }

RETURN of the Eighth General Election for the House of Commons of Canada.

Rapport sur la Huitième Election Générale pour la Chambre des Communes du Canada.

Electoral Districts. Districts électoraux.	SUBDIVISIONS.		Names of Candidates and Number of Votes polled for each of them in each Subdivision.	CHAS. A. MUMA.	JAS. SOMMER- VILLE.	Total Number of Votes polled in each Subdivision.	Nombre total des votes donnés dans chaque subdivision.	Number of rejected Ballots. Nombre de bulletins écartés.	Number of spoiled Ballots. Nombre de bulletins maculés.	Number of Voters on the Voters' List in each Subdivision.	Nombre d'électeurs inscrits sur la liste des électeurs dans chaque subdivision.	Population in each Constituency as shown by the last Census. Population de chaque collège électoral d'après le dernier recensement.	Remarks. Observations.
	Names of Candidates and Number of Votes polled for each of them in each Subdivision.	CHAS. A. MUMA.											
of ONTARIO. d'ONTARIO.	NORTH (North) WENT- WORTH AND BRANT.	Ancaster.....	No. 1	8	33	41	9	114
	do "	do "	" 2	9	45	54	126
	do "	do "	" 3	18	39	57	141	..	4,098	..
	do "	do "	" 4	46	70	115	243
	do "	do "	" 5	2	83	85	188
	do "	do "	" 6	15	42	57	153
	do "	do "	" 7	6	62	68	11	142
	do "	do "	" 8	12	40	52	82
	do "	do "	" 9	33	52	85	161
	do "	do "	" 10	24	42	66	161
	do "	do "	" 11	31	51	82	165
	do "	do "	" 12	7	56	63	1	119
	do "	do "	" 13	51	48	99	6	193	..	6,606	..
	do "	do "	" 14	4	68	72	118
	do "	do "	" 15	11	61	72	193
	do "	do "	" 16	21	58	79	148
	do "	do "	" 17	23	36	59	120
	do "	do "	" 18	11	32	43	95
	do "	do "	" 19	24	37	61	173
	do "	do "	" 20	14	38	52	..	2	..	151
	do "	do "	" 21	10	16	26	79
	do "	do "	" 22	32	37	69	159	4,152

Election Returns.

do	23	6	28	34	54	3,187	
do	24	24	42	66	119		
do	25	13	63	76	140		
do	26	14	50	64	124		
do	27	11	65	76	136		
do	28	27	81	81	129		
do	29	30	36	66	126		
do	30	29	60	89	137		
do	31	13	71	84	215		
do	32	6	27	33	130		
do	33	25	29	54	113	4,636	
do	34	34	41	75	125		
do	35	18	46	64	132		
do	36	4	35	39	77		
do	37	20	19	39	128		
do	38	7	63	70	117		
do	39	4	24	28	92		
do	40	7	26	33	103		
Totals—Total							21,620
		703	1,824	2,527	5,356		

Majority for } JAS. SOMMERVILLE 1,121,
Majorité pour }

	THOMAS BAIN	ANDREW H.					
WANTWORTH. (South Riding.) (Division Stud.)							
Barton	48	62	110	2	152	4,987	
do	64	60	124	1	176		
do	3	21	89	4	111		
do	4	49	98	12	151		
do	5	53	111	1	153		
do	6	44	100	3	141		
do	8	83	158	8	216		
do	9	126	177	5	237		
do	10	75	112	11	167		
do	11	37	94	2	122		
do	12	91	188	13	192	2,765	
do	13	89	148	16	271		
do	14	53	126	7	186		
do	15	50	129	9	150		
do	16	69	129	7	161		
do	17	62	126	10	172		
do	18	65	117	18	158		
do	18	51	88	7	130		
Glanford							1,744
do							
do							
do							
do							
do							
do							
do							
do							
do							
Binbrook						1,674	
do							
do							
do							
do							
do							
do							
do							
do							
do							

RETURN of the Eighth General Election for the House of Commons of Canada.

Rapport sur la Huitième Election Générale pour la Chambre des Communes du Canada.

Electoral Districts. <i>Districts électoraux.</i>	SUBDIVISIONS.	Names of Candidates and Number of Votes polled for each of them in each Subdivision.		Local Number of Votes polled in each Subdivision.	Number of rejected Ballots.	Number of spoiled Ballots.	Number of Voters on the Voters' List in each Subdivision.	Nombre d'électeurs inscrits sur la liste des électeurs dans chaque subdivision.	Population in each Constituency as shown by the last Census.	Population of each college electoral d'après le dernier recensement.	Remarks. <i>Observations.</i>
		THOMAS BAIN.	ANDREW H. PETTIT.								
WESTWORTH..... South Riding (Division Sud.) Continued. (Suite.)	Grimaby, North (Nord).....	112	125	237	1	3	275	1,095			
	do do.....	108	51	159	3	..	259				
	do do.....	65	82	147	211				
	do do.....	105	48	153	2	4	227	2,493			
	do do.....	60	33	93	6	1	142				
	do do.....	57	31	88	6	1	130				
	do do.....	82	29	111	17	2	198				
	do do.....	64	47	111	4	2	172	2,002			
	do do.....	78	71	149	15	1	216				
	do do.....	30	65	95	131				
	do do.....	28	26	54	67				
	do do.....	29	69	104	7	..	167				
	do do.....	30	35	63	93				
	do do.....	31	43	63	76	3,546			
	do do.....	16	35	51	3	..	126				
	do do.....	32	47	85	124				
	do do.....	38	41	91	7	..	124				
	do do.....	36	55	96	119				
	do do.....	62	49	117	18	..	195				
	do do.....	68	39	122	11	..	159	3,079			
	do do.....	37	83	92	28	..	165				
	do do.....	53	39	92	28	..	165				
	do do.....	38	44	130	25	..	212				
	do do.....	39	86	167	20	..	224				
	do do.....	40	74	167				

RETURN of the Eighth General Election for the House of Commons of Canada.
Rapport sur la Huitième Election Générale pour la Chambre des Communes du Canada.

Electoral Districts. Districts électoraux.	SUBDIVISIONS.	Names of Candidates and for each of them in each Subdivision.		Noms des Candidats et nombre de votes donnés pour chacun d'eux dans chaque subdivision.		Total Number of Votes polled in each Subdivision.	Number of rejected Ballots.	Nombre de bulletins écartés.	Number of spoiled Ballots.	Nombre de bulletins maculés.	Number of Voters on the Voters' List in each Subdivision.	Nombre d'électeurs inscrits sur la liste des électeurs dans chaque subdivision.	Population in each Constituency as shown by the last Census.	Population de chaque collège électoral d'après le dernier recensement.	Remarks. Observations.
		HON. W. M. MULLOCK.	P. W. STRANGE.	HON. W. M. MULLOCK.	P. W. STRANGE.										
YORK North Riding. (Division Nord.) Continued. (Suite.)	Georgina Island	22	18	40	9	40	0	0	0	0	40	222	K. 2,525		
	Gwillimbury, West (Ouest)	96	58	154	9	154	0	0	0	0	222	240			
	do	99	70	169	1	169	0	0	0	0	1	182			
	do	56	79	135	0	135	0	0	0	0	12	245			
	do	91	91	182	1	182	0	0	0	0	0	245			
Totals—Totaux.		2,712	2,036	4,748	101	4,748	101	56	56	6,715	20,284				
Majority for } Hon. W. M. MULLOCK, 676. Majorité pour }															

Election Returns.

YORK East Riding. (Division Est.)	St. Matthews (Ward—Quartier)	No.	WILLIAM H. MACLEAN.	HENRY R. FRANKLAND.	171	1	275	17,085	Not mentioned in Census —Non mentionné dans le recensement.
do	do	1	112	59	96	1	349		
do	do	2	73	23	82	2	317		
do	do	3	56	26	91	3	336		
do	do	4	57	34	103	4	306		
do	do	5	67	36	85	5	304		
do	do	6	43	42	87	6	328		
do	do	7	41	46	87	7	178		
do	do	8	37	38	75	8	414		
do	do	9	48	26	74	9	201		
do	do	10	54	25	79	10	306		
do	do	11	60	29	89	11	234		
do	do	12	50	44	94	12	284		
do	do	13	36	41	77	13	222		
do	do	14	30	38	68	14	146		
do	do	15	71	37	102	15	457		
do	do	16	56	43	108	16	168		
do	do	17	37	29	66	17	618		
do	do	18	18	46	64	18	329		
do	do	19	63	69	132	19	314		
do	do	20	79	75	164	20	556		
do	do	21	54	67	121	21	319		
do	do	22	51	35	86	22	533		
do	do	23	48	78	126	23	129		
do	do	24	62	85	147	24	301		
do	do	25	51	58	109	25	75		
do	do	26	44	50	94	26	145		
do	do	27	61	58	119	27	319		
do	do	28	47	61	108	28	533		
do	do	29	46	42	88	29	129		
do	do	30	30	62	92	30	301		
do	do	31	49	55	104	31	75		
do	do	32	35	50	85	32	145		
do	do	33	58	87	145	33	41		
do	do	34	59	88	147	34			
do	do	35	38	22	60	35			
do	do	36	31	59	59	36			
do	do	37	56	37	93	37			
do	do	38	56	25	81	38			
do	do	39	53	22	75	39			
do	do	40	96	49	145	40			
do	do	41	34	7	41	41			

RETURN of the Eighth General Election for the House of Commons of Canada.
Rapport sur la Huitième Election Générale pour la Chambre des Communes du Canada.

Electoral Districts. <i>Districts électoraux.</i>	SUBDIVISIONS.		Names of Candidates and Number of Votes polled for each of them in each Subdivision.	HENRY R. FRANRLAND. Nombre de votes donnés pour chacun d'eux dans chaque subdivision.	Total Number of Votes polled in each Subdivision.	Number of rejected Ballots. <i>Nombre de bulletins écartés.</i>	Number of spoiled Ballots. <i>Nombre de bulletins manqués.</i>	Number of Voters on the Voters' List in each Subdivision.	Nombre d'électeurs inscrits sur la liste des electeurs dans chaque subdivision.	Population in each Constituency as shown by the last Census. <i>Population de chaque collège électoral d'après le dernier recensement.</i>	Remarks. <i>Observations.</i>
	WILLIAM H. MACLEAN.	HENRY R. FRANRLAND.									
YORK East Riding. (Division Est.) Continued. (Suite.)	Township of (Canton) York	No. 1	33	90	63	1	1	141	141	6,654	
	do	" 2	38	52	90	1	1	176	176		
	do	" 3	29	42	71	1	1	164	164		
	do	" 4	31	41	72	1	1	134	134		
	do	" 5	55	39	94	1	1	173	173		
	do	" 6	27	15	42	1	1	123	123		
	do	" 7	69	83	83	1	1	166	166		
	do	" 8	60	56	116	1	1	243	243		
	do	" 9	46	37	88	1	1	176	176		
	do	" 10	41	46	87	1	1	132	132		
	do	" 11	34	78	112	1	1	172	172		
	do	" 12	33	21	54	1	1	143	143		
	do	" 13	14	9	23	1	1	58	58		
	do	" 14	40	27	67	1	1	176	176		
	do	" 15	33	13	46	1	1	80	80		
Village of Markham.	" 1	67	82	149	1	1	188	188			
do	" 2	54	48	102	1	1	141	141			
Township of (Canton) Markham.	" 1	59	68	127	1	1	167	167			
do	" 2	42	55	97	1	1	138	138			
do	" 3	62	52	114	1	1	145	145			
do	" 4	88	68	156	1	1	224	224			
do	" 5	88	87	175	1	1	240	240			

RETURN of the Eighth General Election for the House of Commons of Canada.
Rapport sur la Huitième Election Générale pour la Chambre des Communes du Canada.

Electoral Districts. <i>Districts électoraux.</i>	SUBDIVISIONS		Names of Candidates and Number of Votes polled for each of them in each Subdivision.	JAMES PLATT.	N. CLARKE WALLACE.	Total Number of Votes polled in each Subdivision.	Nombre total des votes donnés dans chaque subdivision.	Number of rejected Ballots.	Nombre de bulletins écartés.	Number of spoiled Ballots.	Nombre de bulletins maclés.	Number of Voters on the Voters' List in each Subdivision.	Nombre d'électeurs inscrits sur la liste des électeurs dans chaque subdivision.	Population in each Constituency as shown by the last Census.	Population de chaque collège électoral d'après le dernier recensement.	Remarks. <i>Observations.</i>	
	Province	of ONTARIO. d'ONTARIO.															
YORK.....																	
West Riding. (Division Ouest.)																	
Continued. (Suite.)																	
		St. Mark's Ward (Quartier)	No. 19	3	68	94	94	1	3	1	1	230					
		do	19	2	27	39	39	2	8	2	2	152					
		do	20	2	71	86	86	3	3	3	3	283					
		do	21	4	39	49	49	5	5	5	5	256					
		do	22	5	40	57	57	1	1	1	1	256					
		do	22	2	18	24	24	1	1	1	1	115					
		do	22	7	40	64	64	1	1	1	1	278					
		do	23	1	16	18	18	1	1	1	1	130					
		do	23	9	72	88	88	1	1	1	1	244					
		West (Ouest) Toronto Junction	24	1	8	27	36	2	2	2	2	90					
		do	25	5	67	76	76	2	2	2	2	221					
		do	25	4	67	70	70	1	1	1	1	220					
		do	26	5	63	72	72	2	2	2	2	248					
		do	26	2	33	40	40	1	1	1	1	146					
		do	26	6	55	66	66	1	1	1	1	237					
		do	27	9	66	81	81	1	1	1	1	261					
		do	27	8	47	57	57	1	1	1	1	246					
		do	28	5	42	51	51	1	1	1	1	241					
		do	28	7	58	71	71	1	1	1	1	253					
		do	28	1	78	101	101	1	1	1	1	254					
		do	29	5	8	18	18	1	1	1	1	190					
		do	29	2	4	25	31	1	1	1	1	190					
		St. Paul's and St. Stephen's Ward (Quartier)															
		and York Township (Canton)															
		do															
		do															

Not mentioned in Census
 — Non mentionné dans
 le recensement.

RETURN of the Eighth General Election for the House of Commons of Canada.
Rapport sur la Huitième Election Générale pour la Chambre des Communes du Canada.

Electoral Districts. <i>Districts électoraux.</i>	SUBDIVISIONS.				Total Number of Votes polled in each Subdivision.	Number of rejected Ballots.	Number of spoiled Ballots.	Number of Voters on the Voters' List in each Subdivision.	Nombre d'électeurs inscrits sur la liste des électeurs dans chaque subdivision.	Population in each Constituency as shown by the last Census.	Population de chaque collège électoral d'après le dernier recensement.	Remarks. <i>Observations.</i>
	JOHN BROWN.	JAMES PLATT.	N. CLARKE	WALLACE.								
YORK.....	80	1	63	94	1	178	175	1,194			
West Riding. (Division Ouest.)	24	4	72	97	1	101	147				
Continued. (Suite.)	11	4	59	74	3	100	222	762			
Woodbridge	24	4	100	137	3	1	91	135	743			
Richmond Hill.	83	14	40	59			
do	17	63	80			
Totals—Totaux.	950	745	5,018	6,713	58	102	19,911	41,857				

Majority for }
Majorité pour }
 HON. N. CLARKE WALLACE, over }
 JOHN BROWN, 4,068 }
 SAMUEL PLATT, 4,273. }

Election Returns.

RETURN of the Eighth General Election for the House of Commons of Canada.
Rapport sur la Huitième Election Générale pour la Chambre des Communes du Canada.

Electoral Districts. <i>Districts électoraux.</i>	Province of QUEBEC. <i>de QUÉBEC.</i>	SUBDIVISIONS.	Names of Candidates and Number of Votes polled for each of them in each Subdivision.	THOS. CHRISTIE. nombre de votes donnés pour chacun d'eux dans chaque subdivision.	Total Number of Votes polled in each Subdivision.	Nombre total des votes donnés dans chaque subdivision.	Number of rejected Ballots.	Nombre de bulletins rejetés.	Number of spoiled Ballots.	Nombre de bulletins maculés.	Number of Voters on the Voters' List in each Subdivision.	Nombre d'électeurs inscrits sur la liste des electeurs dans chaque subdivision.	Population in each Constituency as shown by the last Census.	Population de chaque collège électoral d'après le dernier recensement.	Remarks. <i>Observations.</i>
ARGENTEUIL.....	of QUEBEC. <i>de QUÉBEC.</i>	Lachute Town (Ville), Warris (Quartiers)— East (Est)..... Centre (Centre)..... West (Ouest)..... Parish of St. Jerusalem..... do..... do..... do..... do..... do..... do..... do..... do..... do..... do..... do..... do..... do..... do..... do.....	1	14	41	55	1	1	1	82	1,751				
			2	31	88	119	9	1	177	1,062	199	1,702			
			3	75	69	144	9	1	166	255	189	3,371			
			4	17	96	113	2	2	94	502	141	2,183			
			5	20	49	69	2	1	189	502	1	720			
			6	84	33	71	104	1	1	2	1	743			
			7	33	71	104	1	1	1	1	1				
			8	30	15	45	45	8	166	1	1	1			
			9	50	65	115	115	4	158	1	1	1			
			10	60	54	114	114	4	158	1	1	1			
			11	28	91	119	119	1	196	4	4	4			
			12	47	39	86	86	1	119	1	1	1			
			13	37	29	66	66	4	103	1	1	1			
			14	61	41	102	102	4	167	1	1	1			
			15	76	43	119	119	1	167	1	1	1			
			16	34	32	66	66	1	91	1	1	1			
			17	19	47	66	66	1	91	1	1	1			
			18	30	26	56	56	1	88	1	1	1			
			19	29	68	97	97	1	111	1	1	1			

RETURN of the Eighth General Election for the House of Commons of Canada.
Rapport sur la Huitième Election Générale pour la Chambre des Communes du Canada.

Electoral Districts. <i>Districts électoraux.</i>	SUBDIVISIONS.	Names of Candidates and Number of Votes polled for each of them in each Subdivision.	G. CLOUTIER.	JOS. GODBOUT.	Total Number of Votes polled in each Subdivision.	Nombre total des votes donnés dans chaque subdivision.	Number of rejected Ballots. <i>Nombre de bulletins écartés.</i>	Number of spoiled Ballots. <i>Nombre de bulletins maculés.</i>	Number of Voters on the Voters' List in each Subdivision.	Nombre d'électeurs inscrits sur la liste des électeurs dans chaque subdivision.	Population in each Constituency as shown by the last Census. <i>Population de chaque collège électoral d'après le dernier recensement.</i>	Remarks. <i>Observations.</i>
BRUCE. Continued. (<i>Suite.</i>)	Ste. Marie	No. 10	41	31	72	1	0	1	117	2,897		
	do	" 11	21	47	68	0	0	0	103			
	do	" 12	52	51	103	0	0	0	124			
	do	" 13	64	39	103	0	0	1	128			
	do	" 14	71	71	142	0	0	3	174			
	Aubert Gallion	" 15	112	35	147	3	0	0	213			
	do	" 16	110	41	141	1	0	0	207			
	do	" 17	165	47	212	1	0	0	284			
	St. Côme de Kénébec	" 18	88	35	123	0	0	0	166		3,099	
	do	" 19	40	18	58	0	0	0	71		1,279	
	do	" 20	44	33	77	0	0	0	159			
	Linrière Jersey and Marlow	" 21	136	14	150	7	0	0	215		346	
	Shenley Dorset, etc	" 22	96	46	141	0	0	2	209		993	
	Saints-Anges	" 23	73	95	100	0	0	0	153		1,247	
	St. Elzéar	" 24	17	73	90	0	0	0	117			
	do	" 25	20	49	69	0	0	0	131		790	
	St. Séverin	" 26	30	136	166	0	0	3	249		1,814	
	St. Frédéric	" 27	9	90	99	0	0	0	152			
	do	" 28	7	49	56	0	0	1	107		1,586	
	Sacré Cœur de Jésus	" 29	43	91	134	0	0	0	251			
	do	" 30	39	75	114	0	0	2	185		789	
	St. Pierre de Broughton	" 31	62	73	135	0	0	0	182			
	St. Victor de Tring	"										Not mentioned in Census ---Non mentionné dans le recensement.

Election Returns.

	32	47	13	60	2	76	2,557
do	"	33	35	175	..	235	
do	"	140	61	151	..	201	
St. Ephrem de Tring.	34	190	40	170	6	246	2,386
do	35	130	21	76	..	111	
do	36	55	21	76	..	111	
Adstock	37	43	76	119	2	166	682
Shenley	38	27	99	126	..	178	1,578
do	39	19	84	103	..	135	772
St. Benoît Labre.	40	37	63	100	5	203	
St. Evariste.	41	54	18	72	..	106	1,248
do	42	36	44	44	..	67	
do	43	76	37	113	8	191	1,780
St. Vital de Lambton.	44	37	108	145	2	179	
do	45	24	124	148	..	182	859
St. Sebastien.	46	84	82	166	..	197	889
Gayhurst	47	19	96	115	1	154	
St. Ludger	48	11	20	31	..	45	
Ditchfield and Spaulding.	49	31	79	110	8	225	1,036
Woburn.	50	17	15	32	1	59	198
Totals - Total.		2,576	3,003	5,579	45	8,092	36,010

(Not mentioned in Census - *Non mentionnés dans le recensement.*
 Population, 37,222.

	No.	J. G. H. BERGERON.	J. ISRAËL TARDIE.	111	1	163	1,590
Beauharnois Town (Ville)	1	64	47	111	..	163	
do	2	144	55	169	1	245	1,590
do	3	124	49	173	1	242	
Parish of St. Clément.	4	92	83	175	1	220	1,771
do	5	69	34	103	2	141	
St. Etienne	6	36	39	75	..	100	982
do	7	40	95	135	..	178	
St. Louis	8	47	71	118	..	146	2,187
do	9	22	147	169	..	227	
do	10	46	94	140	1	168	1,198
St. Stanislas	11	30	55	85	..	104	
do	12	120	79	199	..	297	3,315
Parish of St. Océile	13	29	53	82	..	113	
do	14	71	69	140	3	169	
Valleyfield	15	69	86	155	..	223	

Majority for } Jos. Godbout, 427.
Majorité pour }

RETURN of the Eighth General Election for the House of Commons of Canada.
Rapport sur la Huitième Election Générale pour la Chambre des Communes du Canada.

Electoral Districts. <i>Districts électoraux.</i>	SUBDIVISIONS.	Names of Candidates and Number of Votes polled for each of them in each Subdivision.		J. ISHARL TARTE. nombre de votes donnés pour chacun d'eux dans chaque subdivision.	Total Number of Votes polled in each subdivision.	Number of rejected Ballots. <i>Nombre de bulletins écartés.</i>	Number of spoiled Ballots. <i>Nombre de bulletins maculés.</i>	Number of Voters on the Voters' List in each Subdivision.	Nombre d'électeurs inscrits sur la liste des electeurs dans chaque subdivision.	Population in each Constituency as shown by the last Census. <i>Population de chaque collège électoral d'après le dernier recensement.</i>	Remarks. <i>Observations.</i>
		J. G. H. BERGERON.	J. ISHARL TARTE.								
BEAUHARNOIS Continued. (Suite.)	Valleyfield	71	75	146	1	3	199	5,515			
	do	96	85	181	3	3	228				
	do	121	93	214	3	3	252				
	do	145	74	219	2	2	296				
	do	100	56	156	2	2	209				
	do	76	95	171	2	2	215				
	Totals—Totaux.	1,582	1,534	3,116	27	27	4,135	16,662			
Majority for J. G. H. BERGERON, 48. <i>Majorité pour</i>											

Election Returns.

	No.	JOSEPH RIV- MOND ROY	ONÉSIPHORE ERNEST TALBOT.						
BELLECHASSE.....	1	34	103	188	1	214	2,406		
do	2	27	56	83	2	111			
do	3	10	70	82	2	107			
Armagh.....	4	46	108	157	3	182	1,549		
do	5	38	41	82	3	104			
St. Magloire.....	6	34	32	67	1	84	1,065		
do	7	71	37	108	1	125	707		
St. Philémon.....	8	48	70	119	1	157			
Buckland.....	9	55	19	75	1	111	1,199		
do	10	74	21	98	3	114			
St. Damien.....	11	105	18	123	1	154	820		
St. Lazare.....	12	96	52	149	1	180	1,322		
do	13	59	34	93	1	99	1,181		
St. Néré.....	14	102	53	155	1	217			
St. Gervais.....	15	84	28	113	1	156	2,072		
do	16	69	66	136	1	160			
do	17	92	24	116	6	134			
St. Charles.....	18	41	110	157	6	202	2,076		
do	19	27	111	141	3	186	811		
Beaumont.....	20	19	131	152	2	179	1,838		
St. Michel.....	21	49	69	120	2	173			
do	22	15	86	104	3	154			
St. Valier.....	23	21	94	115	1	151	1,322		
do	24	11	104	116	1	149			
Totals—Totalur.....		1,227	1,537	*2,764	35	3,603	18,368		
Majority for } O. E. TALBOT, 310. Majorité pour }									
BERTHIER.....						4,142	18,849		

*Error, should be 2,799.
Erreur, devrait être 2,799.

RETURN of the Eighth General Election for the House of Commons of Canada.
Report sur la Huitième Election Générale pour la Chambre des Communes du Canada.

Province of QUÉBEC. <i>de QUÉBEC.</i>	Electoral Districts. <i>Districts électoraux.</i>	SUBDIVISIONS.	Names of Candidates and Number of Votes polled for each of them in each Subdivision.		W. Le B. FAVERL.	Geo. P. Roy.	Total Number of Votes polled in each Subdivision.	Number of rejected Ballots. <i>Nombre de bulletins écartés.</i>	Number of spoiled Ballots. <i>Nombre de bulletins maculés.</i>	Number of Voters on the Voters' List in each Subdivision.	Nombre d'électeurs inscrits sur la liste des electeurs dans chaque subdivision.	Population in each Constituency as shown by the last Census.	Population de chaque collège électoral d'après le dernier recensement.	Remarks. <i>Observations.</i>	
			Names of Candidates and Number of Votes polled for each of them in each Subdivision.	Geo. P. Roy.											
BONAVENTURE.		Matapédia.....	1	66	142	208	2	273	1,273						
		do	2	19	12	31	1	81	579						
		Restigouche.....	3	62	34	96	63	1	136	808					
		Mann.....	4	31	32	63	148	1	200	2,150					
		Nonville, West (Ouest).....	5	83	67	150	94	5	131	1,078					
		do Centre (Centre).....	6	63	30	78	108	2	254	1,078					
		do East (Est).....	7	83	30	78	108	2	254	1,078					
		Carleton.....	8	72	101	173	149	2	196	2,433					
		Maria, West (Ouest).....	9	69	42	111	94	2	140	2,433					
		do Centre (Centre).....	10	69	42	111	94	1	138	2,433					
		do East (Est).....	11	63	31	94	94	3	138	2,433					
		New Richmond, West (Ouest).....	12	46	18	64	64	3	115	2,050					
		do Centre (Centre).....	13	66	71	137	117	2	203	2,050					
		do East (Est).....	14	48	69	117	117	2	116	2,050					
		Caplan.....	15	72	106	178	135	7	178	1,305					
		do	16	71	64	135	141	7	169	1,305					
		Bonaventure, West (Ouest).....	17	86	56	142	142	2	172	2,328					
		do Centre (Centre).....	18	82	60	142	142	2	132	2,328					
		do East (Est).....	19	64	24	88	88	3	94	991					
		New Carlisle, West (Ouest).....	20	57	7	64	64	3	94	991					
		do East (Est).....	21	48	21	69	69	1	120	991					
Paspébiac, West (Ouest).....	21	25	20	45	45	6	86	891							

Election Returns.

	22	33	49	65	114	138	177	230	858
do East (Est).....	"	"	48	38	86	104	162	2,114	
Hope.....	23	24	18	30	48	1	1		
Nonville & St. Godfroid.....	"	"	13	46	59	2	104		
do do	24	25	40	58	98	5	138		
Port Daniel, West (Ouest).....	25	26	45	17	62	2	98		
do Centre (Centre).....	26	27	41	84	125		177		
do East (Est).....	"	"	41	"	"	"	"		
Totals—Totaux.....	1,644	1,331	2,975	35	86	*4,363	20,835		
Majority for } W. LR B. FAUVEL, 313 Majorité pour }									
Brome									
Township of (Canton) Bolton West (Ouest) No. 1	78	33	111	33	111	2	129	891	
do do	44	46	90	44	90		110		
do do East (Est).....	3	37	95	58	95	1	144		
do do do	43	102	145	43	145	3	190		
do do do	54	68	122	54	122	1	168		
do do do	52	57	109	52	109	2	124		
do do Brome	97	62	159	97	159	1	190		
do do do	94	34	128	94	128	2	149		
do do do	125	67	192	125	192	3	234		
do do do	115	53	168	115	168	1	210		
do do do	73	106	179	73	179	7	223		
do do Farnham, East (Est).....	11	51	162	11	162	2	207		
do do do	13	40	147	13	147	4	182		
do do do	63	51	114	63	114	1	149		
do do do	53	47	100	53	100	1	127		
do do do	40	16	56	40	56	2	79		
do do do	83	69	152	83	152	2	199		
do do do	18	43	114	18	114	4	146		
do do do	95	44	139	95	139	4	172		
do do do	20	71	159	20	159	2	190		
do do do	16	43	39	16	39	1	76		
do do do	22	46	66	22	66	1	149		
do do do	23	45	67	23	67	1	147		
do do do	24	43	97	24	97	2	138		
Totals—Totaux.....	1,677	1,344	3,021	27	33	3,841	14,709		
Majority for } S. A. FISHER, 333. Majorité pour }									

Not mentioned in Census
- Non mentionnés dans
le recensement.
* Should be... } 4,365.
* Devrait être... }

RETURN of the Eighth General Election for the House of Commons of Canada.
Rapport sur la Huitième Election Générale pour la Chambre des Communes du Canada.

Electoral Districts. <i>Districts électoraux.</i>	Province of QUEBEC. de QUÉBEC.	SUBDIVISIONS.	No.	Names of Candidates and Number of Votes polled for each of them in each Subdivision.		L. O. TAILLON. nombre de votes donnés pour chacun d'eux dans chaque subdivision.		Total Number of Votes polled in each Subdivision.		Nombre total des votes donnés dans chaque subdivision.		Number of rejected Ballots. <i>Nombre de bulletins écartés.</i>		Number of spoiled Ballots. <i>Nombre de bulletins maculés.</i>		Number of Voters on the Voters' List in each Subdivision.		Nombre d'électeurs inscrits sur la liste des electeurs dans chaque subdivision.		Population in each Constituency as shown by the last Census. <i>Population de chaque collège électoral d'après le dernier recensement.</i>		Remarks. <i>Observations.</i>
				CHRISTOPHE A. GÉORFFRON.	T. O. TAILLON.																	
CHAMBLEY AND VER- CHÈRES.....		City of (Cité) Longueuil	1	102	56	158	1	7	194	2,757												
		do	2	88	76	156	5	1	191													
		do	3	92	45	168	1	4	218													
		do	4	77	45	122	5	6	165													
		Parish of (Paroisse) Longueuil...	5	81	96	177	5	1	234		1,194											
		do	6	64	90	154	5	1	195													
		St. Lambert.....	7	101	45	146	1	8	181		906											
		do	8	66	64	130	2	1	175													
		do	9	91	74	165	2	1	207		821											
		Boucherville Village	10	36	59	95	2	3	140		995											
		do	11	66	48	114	2	1	148													
		do	12	30	68	98	1	1	124		944											
		St. Hubert.....	13	31	43	74	1	1	94													
		do	14	32	42	74	1	1	120													
		St. Bruno	15	35	51	86	2	2	141		721											
		do	16	86	51	137	1	1	182		683											
		St. Basile.....	17	57	30	87	1	1	127		988											
		Chambly Parish (Paroisse).....	18	63	39	102	1	1	147													
		do	19	28	36	64	1	1	89													
		do	20	29	57	86	1	3	113													
do																						

Election Returns.

	29	79	1	1	114	846
do Canton (Canton).....	50	29	79	1	114	846
do do.....	60	19	79	3	126	
Varennes Village.....	55	73	128	..	158	802
do Parish (Paroisse).....	114	32	146	..	174	1,599
do do.....	69	47	116	2	185	
Verchères Village.....	112	27	139	5	187	2,040
do Parish (Paroisse).....	68	9	77	..	100	
do do.....	108	18	126	1	157	
Contrecoeur.....	90	52	142	2	184	1,750
do do.....	40	90	139	..	188	
St. Théodore.....	21	86	113	3	151	582
do do.....	32	118	155	2	198	
St. Antoine.....	33	87	112	2	161	1,473
do do.....	74	89	163	10	224	897
St. Marc.....	68	86	164	1	186	1,805
Beleil Village.....	36	82	137	1	183	
do Parish (Paroisse).....	37	62	111	..	184	1,299
St. Julie.....	49	55	131	..	184	
do do.....	60	59	119	..	212	
Totals—Totaux.....	2,511	2,117	*4,728	57	6,266	23,961
Majority for } CHRISTOPHE A. GÉOFFRION, 394. Majorité pour }						
Error—Erreur..... } Should be..... } 4,628. * Devrait être..... }						

	91	87	178	1	228	2,820
Ste. Anne de la Pérade.....	1	87	178	1	228	2,820
do do.....	2	67	142	..	174	
do do.....	3	85	133	1	174	
St. Stanislas.....	4	20	106	1	150	2,456
do do.....	5	19	116	..	158	
do do.....	6	20	98	1	133	
St. Tite.....	7	57	118	..	120	2,535
do do.....	7 ^a	117	104	..	195	
do do.....	8	64	171	1	169	
St. Maurice.....	9	79	114	2	173	3,040
do do.....	9	86	119	..	196	
do do.....	10	98	159	6	245	
do do.....	11	93	191	2	220	2,042
Notre-Dame du Mont Carmel.....	12	78	141	4	168	
do do.....	13	39	67	..	103	1,523
N.-D. Visitation de Champlain.....	14	76	106	2	128	
do do.....	15	67	135	1	170	795
St. Luc.....	16	95	102	..	284	1,368
do do.....	16	35	92	..	203	
St. Prosper.....	17	138	199	7	284	1,996
do do.....	17	61	147	8	203	
Batiscan.....	1	72	147	..	203	

RETURN of the Eighth General Election for the House of Commons of Canada.

Rapport sur la Huitième Election Générale pour la Chambre des Communes du Canada.

Electoral Districts. <i>Districts électoraux.</i>	SUBDIVISIONS.	Names of Candidates and Number of Votes polled for each of them in each Subdivision.		Noms des Candidats et nombre de votes donnés dans chaque subdivision.		Total Number of Votes polled in each subdivision.	Nombre total des bulletins écartés.	Number of spoiled Ballots.	Nombre de bulletins maqués.	Number of Voters on the Voters' List in each Subdivision.	Nombre d'électeurs inscrits sur la liste des electeurs dans chaque subdivision.	Population in each Constituency as shown by the last Census.	Population de chaque collége électoral d'après le dernier recensement.	Remarks. <i>Observations.</i>
		P. A. MARCOTTE.	P. TRUDEL.	P. A. MARCOTTE.	P. TRUDEL.									
CHAMPLAIN Continued. (<i>Suite.</i>)	Cap de la Magdeleine	No. 19	108	6	114	3	3	152	1,289					
	do	" 20	114	15	129	3	2	153	1,068					
	St. Séverin	" 21	16	161	177	70	6	121	362					
	St. Adelphe	" 22	13	57	70	140	6	237	791					
	St. Jacques des Piles.	" 23	70	70	140	155	6	214	1,950					
	St. Narcisse	" 24	85	80	60	140	6	191	1,985					
	do	" 25	80	71	51	122	6	162	1,985					
	Ste. Geneviève	" 26	26	82	65	150	4	186	1,982					
	do	" 27	27	82	65	150	4	186	1,982					
	Ste. Flore.	" 28	50	75	106	106	2	143	1,982					
	do	" 29	38	68	106	106	2	143	1,982					
	Fermont Village	" 30	44	34	5	49	2	68	1,101					Not mentioned in Census. <i>Non mentionné dans le recensement.</i>
	Ste. Thècle.	" 31	169	94	203	30	2	253	1,101					
	Makinac, Ter. du St. Maurice.	" 32	17	13	30	30	1	59	1,234					
	Rivière aux Rats do	" 33	19	8	22	22	1	40	1,234					
La Croche do	" 34	1	2	3	3	1	23	1,234						
St. Théophile du Lac do	" 35	63	9	72	72	1	90	1,234						
Totals—Totaux		2,411	2,036	4,446	27	52	5,982	29,267						

Majority for } F. A. MARCOTTE, 376.
Majorité pour }

RETURN of the Eighth General Election for the House of Commons of Canada.

Rapport sur la Huitième Election Générale pour la Chambre des Communes du Canada.

Electoral Districts. <i>Districts électoraux.</i>	SUBDIVISIONS.	Names of Candidates and for each of them in each Subdivision.		Total Number of Votes polled in each Subdivision.	Number of rejected Ballots. <i>Nombre de bulletins écartés.</i>	Number of spoiled Ballots. <i>Nombre de bulletins maculés.</i>	Number of Voters on the Voters' List in each Subdivision.	Nombre d'électeurs inscrits sur la liste des électeurs dans chaque subdivision.	Population in each Constituency as shown by the last Census. <i>Population de chaque collège électoral d'après le dernier recensement.</i>	Remarks. <i>Observations.</i>
		J. P. BROWN.	C. LARCAVA- LIER.							
CHATEAUGUAY.....	St. Antoine Abbé.....	85	32	119	2	172	585		
	Village d'Ornostown.....	80	29	109	184			
	St. Malachie d'Ornostown.....	88	23	120	9	185	2,656		
	do.....	98	21	122	3	173			
	do.....	41	37	78	219			
	Très-Saint Sacrement.....	81	20	101	2	150	1,925		
	do.....	68	22	92	150			
	do.....	77	45	122	171			
	do.....	72	30	102	149			
	St. Jean Chrysostome.....	73	22	95	1	134	2,270		
	do.....	112	37	151	2	204			
	do.....	10	151	161	192			
	St. Clothilde.....	11	73	84	147	845		
	do.....	12	40	61	13	200			
	St. Urbain Premier.....	13	110	50	160	76	1,318		
	do.....	14	40	20	60	167			
	St. Martine.....	15	53	84	137	210	1,600		
	do.....	16	69	74	146	3	142		
	St. Philomène.....	17	60	62	122	110	1,105		
	do.....	18	36	49	90	5	141		
St. Joachim de Chateauguay.....	19	78	33	112	1	141			
do.....	20	50	87	138	1	177	1,560		

RETURN of the Eighth General Election for the House of Commons of Canada.

Rapport sur la Huitième Election Générale pour la Chambre des Communes du Canada.

Province of QUEBEC. de QUEBEC.	SUBDIVISIONS.	Names of Candidates and Number of Votes polled for each of them in each Subdivision.		Noms des Candidats et nombre de votes donnés pour chacun d'eux dans chaque subdivision.		Total Number of Votes polled in each subdivision.	Number of rejected Ballots.	Nombre de bulletins écartés.	Number of spoiled Ballots.	Nombre de bulletins maculés.	Number of Voters on the Voters' List in each Subdivision.	Nombre d'électeurs inscrits sur la liste des électeurs dans chaque subdivision.	Population in each Constituency as shown by the last Census.	Population de chaque collège électoral d'après le dernier recensement.	Remarks. Observations.
		L. G. BELLÉY.	P. V. SAVARD.												
CHICOUTIMI AND SA- GUENAY. Continued. (Suite.)	St. Jérôme.....	No. 32	18	96	127	1	1	1	205	1,835					
	do	" 33	37	105	142	2	2	2	204	783					
	Village de Roberval	" 34	35	72	107	1	1	1	137	484					
	Réserve Outaouan	" 35	17	48	65	3	3	3	131	734					
	Municipalité de Roberval	" 36	48	103	151	3	3	3	236	1,040					
	St. Louis de Métabetchouan	" 37	48	87	135	4	4	4	208	1,155					
	St. Thomas d'Arquin	" 38	22	10	42	42	1	1	72	95					
	St. François de Sales	" 39	23	32	55	55	1	1	95	48					
	Notre-Dame de Laferrière	" 40	5	29	34	109	2	2	168	95	1,006				
	do	" 41	22	87	109	108	1	1	157	46	1,050				
	St. Bruno	" 42	17	91	108	106	4	4	177	201					
	St. Prime	" 43	24	82	106	73	1	1	157	157					
	do	" 44	17	56	73	73	3	3	112	112					
	St. Félicien	" 45	49	58	107	66	4	4	177	177					
	do	" 46	41	25	66	66	4	4	107	107					
	do	" 47	3	8	11	11	3	3	119	119					
	Normandin	" 48	23	40	63	32	3	3	119	119					
	Albanel	" 49	19	13	32	41	102	102	102	102					
	St. Méthode	" 50	9	32	41	41	158	158	158	158					
	Pelletier	" 51	24	24	48	53	48	48	143	143					
Anse St. Etienne	" 52	48	5	53	53	48	48	143	143						
Sacré-Coeur	" 53	18	57	75	75	139	139	139	139						

+ No statement of the Polls received from the Deputy Returning Officers of those two Polling Divisions. With the consent of the Candidates and their representatives the addition of the votes cast at the election was made regardless of those two missing Divisions, as they could not affect the final result of the election.—*Pas de rapport reçu des sous-off.*

Election Returns.

	No. 54	57	46	103	6	190	2,440		
Tadoussac.....	54	57	46	103	6	190	2,440	<i>ciers rapporteurs. Ad- dition des suffrages faite sans nouvel ajourne- ment, du consentement des candidats ou de leurs représentants, en que les rapports à venir ne pourraient, en aucun cas, affecter le résultat de l'élection. Many places not men- tioned in Census—Plus sieurs endroits ne sont pas mentionnés dans le recen- sement.</i>	
Rivière-aux-Canards.....	55	13	27	40	57		
Bergeronnes.....	56	21	46	67	123	687		
Escoumins.....	57	28	7	35	2	116	1,105		
Mille-Verches.....	58	12	63	75	1	121		
Sault-au-Cochon.....	59	1	2	3	46		
Bersimis.....	60	6	4	10	2	82		
Pentecôte.....	61	43	14	57	128		
Sept-Îles.....	62	15	19	34	56		
Moisie.....	63	3	27	30	57	269		
Sheldrake.....	64	99		
Magpie.....	65	84		
Île d'Anticosti.....	66	2	22	24	51		
Rivière St. Jean.....	67	2	30	32	3	73	253		
Pointe-aux-Esquimaux.....	68	21	19	40	198	1,751		
Natashquan.....	69	23	23	148	365		
Totals—Totaux.....		1,973	3,039	5,032	42	8,879	*31,613		*Population, 38,281.
Majority for } P. V. SAVARD, 1,086. Majorité pour }									
COMPTON.....									
Auckland.....	1	70	34	104	155	677		<i>FRANCIS F. WILLIARD HENRY POPPE</i>
Robinson.....	2	55	51	106	5	179		
Moss School House.....	3	37	64	101	1	152		
Canterbury.....	4	26	25	52	104		
Chesham.....	5	63	37	100	1	164	621		
St. Edwidge.....	6	63	49	112	194		
Martinville.....	7	33	62	95	182	1,840		
Clifton, East (Est).....	8	31	30	70	5	160		
Compton, Town Hall (Hôtel de Ville) do G. T. Station.....	9	39	19	58	7	103	2,409		
Moss River.....	10	57	39	96	209		
Fuller's School House.....	11	29	64	93	3	160		
Cookshire, East (Est).....	12	28	60	88	146		
do West (Ouest).....	13	80	3	83	133		
La Patrie.....	14	91	3	94	1	141		
J. Poulet's School House.....	15	23	39	62	1	123		
Easton Corner.....	16	15	28	43	90	3,078		
Geo. A. Hodge House.....	17	45	23	68	111		
.....	18	20	4	24	44		

RETURN of the Eighth General Election for the House of Commons of Canada.
Rapport sur la Huitième Election Générale pour la Chambre des Communes du Canada.

Electoral Districts. Districts électoraux.	Names of Candidates and Number of Votes polled for each of them in each Subdivision.		Nom des Candidats et nombre de votes donnés pour chacun d'eux dans chaque subdivision.		Total Number of Votes polled in each Subdivision.	Nombre total des votes donnés dans chaque subdivision.	Number of rejected Ballots.	Nombre de bulletins écartés.	Number of spoiled Ballots.	Nombre de bulletins maculés.	Number of Voters on the Voters' List in each Subdivision.	Nombre d'électeurs inscrits sur la liste des electeurs dans chaque subdivision.	Population in each Constituency as shown by the last Census.	Population de chaque collège électoral d'après le dernier recensement.	Remarks. Observations.
	RUFUS HENRY POPE	FRANCIS F. WELIARD.	RUFUS HENRY POPE	FRANCIS F. WELIARD.											
COMPTON, Continued. (Suite.)	Bulmer.....	No. 19	59	24	83	148
	Birchton.....	" 20	45	23	68	119
	Deneson School House.....	" 21	41	22	63	94
	Chartierville.....	" 22	60	40	100	135
	Sprill School House.....	" 23	8	7	15	57
	Angus Beaton School House.....	" 24	9	18	27	65
	Hereford, East (East).....	" 25	59	39	98	201
	Perryboro.....	" 26	23	33	56	99
	Workman's School House.....	" 27	33	18	51	94
	Gould.....	" 28	35	49	84	128
	Kenneth A. McIver School House.....	" 29	37	32	69	144
	Marsboro.....	" 30	29	62	91	125
	Milan.....	" 31	10	13	23	58
	Protopolis.....	" 32	38	27	65	125
	Village of Megantic, N.E. (N.E.).....	" 33	50	28	78	174
	do do S.W. (S.O.).....	" 34	60	26	86	181
	Island Brook.....	" 35	58	27	85	188
	Randboro.....	" 36	51	32	83	134
	Sawyer ville.....	" 37	57	13	70	120
	Scotstown.....	" 38	46	29	75	140
	Waterville.....	" 39	49	47	96	142
	Linda.....	" 40	40	30	70	108

Election Returns.

	92	26	118	11	1	196	983	
East (<i>Est</i>) Angus	41	26	118	11	1	196		*Error, should be 1,485.
Spring Hill	42	45	72	..	1	143		<i>Erreur, devrait être</i> 1,485
Ste. Cecile	43	19	40	1	..	86		† do do 3,433
Ste. Romaine	44	36	106	..	1	161		† do do 4,163
Cormier's School House	45	10	25	53		Many places not mentioned in the Census—
Middle District School House	46	28	36	68		<i>Plusieurs endroits ne sont</i>
Sternoway	47	38	51	78		<i>par mentionnés dans le</i>
Totals—Totalur	1,948	*1,475	†3,423	35	44	6,114	*12,414	*Population, 22,779.
Majority for } R. H. POPE, †473. Majorité pour }								
DORCHESTER	J. B. MORIN.	G. F. VAL- LANGOURT.	158	2	2	203	2,002	
St. Anselme	76	82	162	2	2	290		
do	59	103	176	2	3	239		
St. Isidore	73	103	99	1	1	160		
do	4	54	82	1	1	163		
St. Bernard	45	37	112	1	3	165		
do	41	71	173	3	..	229		
St. Hénédine	7	66	78	1	1	119		
St. Marguerite	8	12	102	1	6	151		
do	60	42	160	1	2	218		
St. Claire	10	37	133	184		
do	69	69	79	..	3	174		
St. Malachie	37	42	80	152		
do	42	38	80	184		
St. Léon	14	25	101	1	4	184		
do	7	7	43	3	4	72		
St. Germain	15	36	142	225		
St. Rose	16	64	51	68		
St. Justine	17	30	106	1	1	121		
St. Edouard	18	88	140	1	1	98		
do	23	25	62	3	..	237		
do	20	60	140	101		
St. Odilon	21	56	66	147		
do	22	45	93	115		
do	23	17	42	97		
St. Prosper	25	25	72	198		
St. Zacharie	24	44	113	159		
St. Zacharie	72	41	113	653		
Totals—Totalur	1,480	1,150	2,630	20	32	4,110	19,017	
Majority for } J. B. MORIN, 330. Majorité pour }								

RETURN of the Eighth General Election for the House of Commons of Canada.
Rapport sur la Huitième Election Générale pour la Chambre des Communes du Canada.

Electorals Districts. <i>Distriets électoraux.</i>	SUBDIVISIONS.		Names of Candidates and Number of Votes polled for each of them in each Subdivision.	THOS. BURNS.	RODOLPHE LEMEUX.	Total Number of Votes polled in each Subdivision.	Nombre total des votes donnés dans chaque subdivision.	Number of rejected Ballots.	Nombre de bulletins écartés.	Number of spoiled Ballots.	Nombre de bulletins maculés.	Number of Voters on the Voters' List in each Subdivision.	Nombre d'électeurs inscrits sur la liste des electeurs dans chaque subdivision.	Population in each Constituency as shown by the last Census.	Population de chaque collège électoral d'après le dernier recensement.	Remarks. <i>Observations.</i>
	of QUEBEC. de QUÉBEC.	PROVINCES														
GASPÉ	Cap Chat, West (Ouest)	No. 1	57	39	96	2	2	0	0	0	0	211	1,227			
	do East (Est)	" 2	11	30	41	1	0	0	0	0	0	239	1,792			
	Pointe Ste. Anne	" 3	29	24	53	0	0	0	0	0	0	28	896			
	Village de	" 4	74	43	117	0	0	0	0	0	0	47	575			
	Rivière à Martre	" 5	9	7	16	0	0	0	0	0	0	110	647			
	Claude Rivière	" 6	17	10	27	0	0	0	0	0	0	232	1,422			
	Mont-Louis	" 7	23	48	71	0	0	0	0	0	0	231	1,630			
	Magdalen River	" 8	15	19	34	0	0	0	0	0	0	55	785			
	Grande Vallée	" 9	8	15	23	0	0	0	0	0	0	101	1,153			
	Cloridorme	" 10	29	60	89	0	0	0	0	0	0	107	307			
	Pointe Jaune	" 11	24	34	58	0	0	0	0	0	0	92	350			
	Fox River	" 12	76	49	125	0	0	0	0	0	0	100				
	Anse à Griffon	" 13	39	54	93	0	0	0	0	0	0	107				
	Anse à Louise	" 14	36	34	70	0	0	0	0	0	0	107				
	Cap Rosier	" 15	30	14	44	0	0	0	0	0	0	92				
	Grande Grève	" 16	25	30	55	0	0	0	0	0	0	100				
	Little Gaspé	" 17	19	12	31	0	0	0	0	0	0	107				
	Feminsule	" 18	33	16	49	0	0	0	0	0	0	92				
	Gaspé, South (Sud)	" 19	57	2	59	0	0	0	0	0	0	107				
	do Village	" 20	32	12	44	0	0	0	0	0	0	92				
York	" 21	39	7	46	0	0	0	0	0	0	107					
Sandy Beach	" 22	30	7	37	0	0	0	0	0	0	92					

Election Returns.

Douglastown	23	33	55	88	2		207	1,468
Seal Cove	24	20	13	33				
Chien Blanc	25	10	15	25			117	1,827
Malbaie	26	34	33	47	1		127	
Barachois	27	42	38	80			80	
Canne de Roches	28	18	31	49	2		1	
Cap Rouge	29	28	20	48			269	1,800
Bonaventure Island	30	5	9	14	1		1	
Percé Village	31	62	72	134	1		208	
Cap Cove	32	72	86	158	5		112	
Little River (East—Est)	33	31	62	93	2		239	2,348
do (West—Ouest)	34	42	49	91	1			
Little Fabos	35	29	69	98			252	1,348
Ste. Adélaïde	36	39	23	62			188	1,481
New Port	37	60	62	122				
Amherst	38	68	72	140	4			
Entry Island	39	58	36	94	1		303	839
Étang du Nord	40	5	8	13			320	1,952
do Barachois	41	69	69	138	3			
Cap aux Meules	42	24	86	110				
Dune du Sud	43	39	29	68				
Grand Entry	44	46	31	77				
Grosse Isle	45	22	50	72			258	398
House Harbour	46	7	20	27	1			
	47	7	7	14				
	48	14	73	87				
Totals—Totaux		1,616	1,658	3,274	28	18	4,573	26,274

Many places not mentioned in Census—Plusieurs endroits ne sont pas mentionnés dans le recensement.
 Population, 26,875.

Majority for } RODOLPHE LEMIREX, 42.
 Majorité pour }

RETURN of the Eighth General Election for the House of Commons of Canada.
Rapport sur la Huitième Election Générale pour la Chambre des Communes du Canada.

Electoral Districts. <i>Districts électoraux.</i>	SUBDIVISIONS	Names of Candidates and Number of Votes polled for each of them in each Subdivision.		Noms des Candidats et nombre de votes donnés pour chacun d'eux dans chaque subdivision.	Total Number of Votes polled in each subdivision.	Nombre total des votes donnés dans chaque subdivision.	Number of rejected Ballots.	Nombre de bulletins écartés.	Number of spoiled Ballots.	Nombre de bulletins maculés.	Number of Voters on the Voters' List in each Subdivision.	Nombre d'électeurs inscrits sur la liste des électeurs dans chaque subdivision.	Population in each Constituency as shown by the last Census.	Population de chaque collège électoral d'après le dernier recensement.	Remarks. <i>Observations.</i>
		E. DÉSAY.	J. LAVERGNE.												
DRUMMOND AND ARTHABASKA	Arthabaska.														
	Princetonville.....	20	65	85	1	85	1	85	134	837					
	Arthabaskaville.....	42	80	122	4	122	4	122	191	1,034					
	Ste. Victoire.....	53	112	165	1	165	1	165	258	963					
	Village de Warwick.....	76	31	107		107			166	858					
	St. Norbert d'Arthabaska.....	44	75	119		119			182	836					
	St. Christophe d'Arthabaska.....	23	136	159	3	159	3	159	239	1,079					
	St. Albert de Warwick.....	77	43	120		120			173	737					
	St. Elizabeth de Warwick.....	56	28	84		84			120	528					
	St. Louis de Blandford.....	22	67	89		89			4	145					
	St. Rémi de Tingwick.....	31	103	134		134			7	215					
	St. Clotilde de Horton.....	109	66	175		175			4	306					
	Chester, North (Nord).....	20	63	83		83			1	130					
	Stanford.....	37	47	84		84			1	181					
	do.....	11	95	106		106			3	167					
	do.....	15	78	95		95			2	220					
	do.....	16	30	56		56			1	184					
	Chénier.....	17	37	83		83			3	139					
	do.....	14	41	55		55				108					
Tingwick.....	18	29	76		76				141						
do.....	19														

Election Returns.

Warwick.....	20	85	50	135	197	1,505
do	"	21	56	71	118
St. Valère de Bulstrode.....	22	82	50	132	2	219	1,494
do	"	23	39	60	1	192
Chester, West (Ouesl).....	24	44	90	134	1	187	1,874
do	"	25	47	111	201
do	"	26	14	56	133	1,681
do	"	27	19	66	167
Victoriaville.....	28	66	85	151	1	222	1,300
Sts. Anne du Sault.....	29	27	106	133	216	588
<i>Drummond.</i>									
St. Guillaume d'Upton.....	No. 1	42	85	127	4	211	2,821
do	"	2	67	105	1	240
do	"	3	39	71	1	167
St. Bonaventure do	"	4	92	90	2	276	1,209
St. Eugène de Grantham	"	5	32	48	1	170	1,049
St. Germain	"	6	26	83	10	229
do	"	7	40	92	212	3,065
do	"	8	23	75	3	231
do	"	9	52	72	1	254	911
Canton	"	10	42	94	1	211	1,955
Drummondville.....	"	11	46	71	126
do	"	12	53	34	1	139
Wendover and Simpson	"	13 ^a	40	70	183	2,300
do	"	13 ^b	28	59	134
do	"	14	47	21	147
Wickham, West (Ouesl).....	"	15	37	68	1	260	1,111
do	"	16	23	20	1	113	499
L'Avenir.....	"	17	28	91	153	1,252
do	"	18	38	47	142
Durham, South (Sud).....	"	19	18	62	141	1,494
do	"	20	56	38	200	543
do	"	21	27	73	1	144
Kingsey.....	"	22	61	71	171	1,586
do	"	23	99	20	196
do	"	24	72	54	2	203	924
Totals—Totals.....		2,255	3,561	5,916	52	37	9,781	43,923	

Majority for } J. LAVERGNE, 1,201.
Majorité pour }

RETURN of the Eighth General Election for the House of Commons of Canada.
Rapport sur la Huitième Election Générale pour la Chambre des Communes du Canada.

Province of QUEBEC. de QUÉBEC.	SUBDIVISIONS.	Polling Division No.	Names of Candidates and Number of Votes polled for each of them in each Subdivision.		Noms des Candidats et nombre de votes donnés pour chacun d'eux dans chaque subdivision.		Total Number of Votes polled in each subdivision.	Number of rejected Ballots. Nombre de bulletins écartés.	Number of spoiled Ballots. Nombre de bulletins maculés.	Number of Voters on the Voters' List in each Subdivision.	Nombre d'électeurs inscrits sur la liste des electeurs dans chaque subdivision.	Population in each Constituency as shown by the last Census. Population de chaque collège électoral d'après le dernier recensement.	Remarks. Observations.
			DR. S. LACHAPPELLE.	J. A. C. MADORE.	3	5							
HOCHELAGA.....	1	74	53	127	3	5	1	245	273			
	do	2	79	69	159	2	1	1	237	210			
	do	3	64	62	126	304	201			
	do	4	49	38	87	201	121			
	do	5	41	39	80	249	154			
	do	6	64	63	127	207	121			
	do	7	29	39	68	2	4	2	257	113			
	do	8	50	102	152	130	245			
	do	9	56	51	107	92	158			
	do	10	59	74	133	2	1	1	199	187			
	do	11	24	67	91	148	187			
	do	12	60	96	156	4	1	1	143	143			
	do	13	43	28	71			
	do	14	42	46	88			
	do	15	69	83	152			
	do	16	25	33	58	1	2	2			
	do	17	42	70	112			
	do	18	49	70	119			
	do	19	26	41	67			
	do	20	39	72	111			
	do	21	36	56	92			

Election Returns.

do	22	38	97	135				226
do	"	41	78	119				192
do	"	24	43	81		1		149
do	"	40	44	84		3		361
do	"	25	53	116		9		130
do	"	25 nd	55	83		1		188
do	"	26	28	109		4		192
do	"	27	74	127		2		131
do	"	28	53	85		2		129
do	"	29	37	48				175
do	"	30	34	49				237
do	"	31	25	56				173
do	"	32	50	82		1		125
do	"	33	44	58		1		188
do	"	34	71	134				238
do	"	35	33	82				183
do	"	36	51	102		4		244
do	"	37	68	149		5		220
do	"	38	42	61				234
do	"	39	74	174				175
do	"	40	68	119		6		157
do	"	41	89	132				233
do	"	42	105	164		1		256
do	"	43	48	53				212
do	"	44	59	109		2		223
do	"	45	57	104				231
do	"	46	79	139		1		190
do	"	47	58	156		5		192
do	"	48	70	86		2		223
do	"	49	50	37		3		161
do	"	50	56	75				
do	"	51	80	131		1		
do	"	52	63	139		2		
do	"	53	63	73		1		
do	"	54	55	48		1		
do	"	55	49	42				
do	"	56	47	48				
do	"	57	54	73		1		
do	"	58	45	57		2		
Totals—Total								35,706

Polling divisions not
mentioned in Census—
Les bureaux de votation
ne sont pas mentionnés
dans le recensement.

Majority for } J. A. C. MADORE, 506.
Majorité pour }

RETURN of the Eighth General Election for the House of Commons of Canada.
Rapport sur la Huitième Election Générale pour la Chambre des Communes du Canada.

Province of QUEBEC. de QUÉBEC.	Electoral Districts. Districts électoraux.	SUBDIVISIONS.		Names of Candidates and Number of Votes polled for each of them in each Subdivision.	Noms des Candidats et nombre de votes donnés pour chacun d'eux dans chaque subdivision.	Total Number of Votes polled in each Subdivision.	Nombre total des votes donnés dans chaque subdivision.	Number of rejected Ballots.	Nombre de bulletins écartés.	Number of spoiled Ballots.	Nombre de bulletins maculés.	Number of Voters on the Voters' List in each Subdivision.	Nombre d'électeurs inscrits sur la liste des électeurs dans chaque subdivision.	Population in each Constituency as shown by the last Census.	Population de chaque collège électoral d'après le dernier recensement.	Remarks. Observations.
		JULIUS SCRIBER.	WM. J. WHITE.													
HUNTINGDON		Village of Huntingdon	No. 1	63	32	95	7	2	2	95	136	1,177				
		do	" 2	41	55	96	2	1	8	150	159					
		Township of (Canton) Godmanchester	" 3	65	33	88	8	1	3	2	173	163	1,673			
		do	" 4	73	26	99	2	2	2	2	149	158				
		do	" 5	48	41	39	4	1	2	1	222	222				
		Parish of (Paroisse) Amiset	" 6	76	61	137	6	1	1	1	133	133	2,093			
		do	" 7	18	47	65	4	1	1	1	86	159				
		do	" 7 ^e	37	48	86	1	1	1	1	156	156	582			
		do	" 8	70	28	98	2	1	2	1	233	233	1,535			
		do	" 8	64	69	133	2	2	2	1	149	149				
		Township of (Canton) Dundee	" 9	64	23	89	14	8	3	1	130	130	915			
		do	" 10	75	2	79	16	7	4	2	235	235				
		do	" 11	63	16	79	42	4	2	2	201	201	2,209			
		do	" 12	85	28	116	28	3	3	2	212	212				
		do	" 13	116	25	144	25	3	3	2	144	144	1,133			
		do	" 14	100	3	103	40	2	2	2	194	194				
		Township of (Canton) Franklin	" 15	60	69	129	69	2	2	1	142	142	1,035			
		do	" 16	60	69	129	22	1	1	1	163	163				
		do	" 17	61	22	83	83	1	1	1	137	137				
		do	" 18	84	19	103	14	1	1	1	163	163	1,733			
		do	" 19	68	14	82	14	1	1	1	163	163				
do	" 20	68	14	82	26	9	9	1	163	163						
do	" 21	73	26	99	26	9	9	1	163	163						

RETURN of the Eighth General Election for the House of Commons of Canada.
Rapport sur la Huitième Election Générale pour la Chambre des Communes du Canada.

Electoral Districts. <i>Districts électoraux.</i>	SUBDIVISIONS.	Names of Candidates and Number of Votes polled for each of them in each Subdivision.		Noms des Candidats et nombre de votes donnés pour chacun d'eux dans chaque subdivision.		Total Number of Votes polled in each Subdivision.	Nombre total des votes donnés dans chaque subdivision.	Number of rejected Ballots. <i>Nombre de bulletins écartés.</i>	Number of spoiled Ballots. <i>Nombre de bulletins manqués.</i>	Number of Voters on the "Voters' List" in each Subdivision.	Nombre d'électeurs inscrits sur la liste des électeurs dans chaque subdivision.	Population in each Constituency as shown by the last Census. <i>Population de chaque collège électoral d'après le dernier recensement.</i>	Remarks. <i>Observations.</i>
		ARTHUR BOYER.	FREDERICK D. MONCK.	ARTHUR BOYER.	FREDERICK D. MONCK.								
JACQUES-CARTIER ... Continued. (<i>Suite.</i>)	Village of N.-D. de Grâces	32	32	68	33	100	0	0	4	98	2,905		
	do Côte St. Luc	33	38	64	36	100	0	0	1	96	2,905		
	Parish of (<i>Paroisse</i>) N.-D. de Grâces	34	77	135	76	211	0	0	2	256	2,905		
	Village of St. Pierre aux Liens	35	48	124	76	200	0	0	2	200	2,905		
	do N.-D. de Grâces "Turcot"	36	68	138	70	208	0	0	3	177	475		
	Parish of (<i>Paroisse</i>) Côte St. Paul	37	13	47	34	61	0	0	1	93	475		
	Town of (<i>Ville</i>) Côte St. Paul	38	37	110	73	183	0	0	1	182	842		
	do do	39	67	196	129	325	0	0	3	317	842		
	Village of Verdun	40	29	19	48	19	67	0	1	3	119	296	
	Totals— <i>Toutauz.</i>		2,216	2,929	4,545	2,929	7,474	51	60	6,764	19,482		

Majority for } FREDERICK D. MONCK, 113.
Majorité pour }

Election Returns.

Joliette.....	No.	1	148	106	188	40	31	4,557	2,921
do	"	2	186	75	4	1	201	3,372	
do	"	3	147	82	10	1	214	840	
St. Charles Borromée.....	"	4	137	41	1	1	249	1,485	
St. Paul.....	"	5	115	3	1	1	142	2,068	
do	"	6	119	21	1	1	150	2,725	
St. Thomas.....	"	7	137	87	1	1	204		
do	"	8	103	66	1	1	184		
St. Elizabeth.....	"	9	134	64	1	2	197		
do	"	10	170	55	2	4	241		
do	"	11	144	53	2	4	194		
St. Félix de Valois.....	"	12	119	100	1	2	194		
do	"	13	108	70	1	2	160		
do	"	14	119	83	1	2	168		
do	"	15	178	70	1	2	242		
St. Melanie Daillebout.....	"	16	155	91	2	13	206		
St. Béatrix.....	"	17	137	41	2	3	187		
St. Jean de Matha.....	"	18	158	32	1	3	202		
do	"	19	160	72	1	1	240		
St. Emilie de l'Energie.....	"	20	121	54	1	1	154		
St. Côme.....	"	21	153	80	2	2	200		
St. Alphonse.....	"	22	124	73	7	7	185		
St. Ambroise de Kildare.....	"	23	180	63	2	2	224		
do	"								
Totals—Totaux.....		1,769	3,222	1,453	40	31	4,557	22,921	

Majority for } CHARLES BAZINET, 316.
Majorité pour }

RETURN of the Eighth General Election for the House of Commons of Canada.
Rapport sur la Huitième Election Générale pour la Chambre des Communes du Canada.

Electoral Districts. <i>Districts électoraux.</i>	SUBDIVISIONS.	No.	Names of Candidates and Number of Votes polled for each in each Subdivision.		Noms des Candidats et nombre de votes donnés pour chacun d'eux dans chaque subdivision.		Total Number of Votes polled in each Subdivision.	Nombre total des votes donnés dans chaque subdivision.	Number of rejected Ballots.	Nombre de bulletins écartés.	Number of spoiled Ballots.	Nombre de bulletins maculés.	Number of Voters on the Voters' List in each Subdivision.	Nombre d'électeurs inscrits sur la liste des électeurs dans chaque subdivision.	Population in each Constituency as shown by the last Census.	Population de chaque collège électoral d'après le dernier recensement.	Remarks. <i>Observations.</i>
			H. G. CARROLL.	L. NIÈRE TASCHEREAU.													
KAMOURASKA	St. Alexandre	1	44	88	132	10	181	1,741									
	do	2	61	88	149		179										
	St. André	3	54	78	132		165										
	do	4	30	53	83	4	94										
	St. Anne de la Pocatière	5	71	119	190	6	243										
	do	6	62	56	118	2	153										
	do	7	36	44	80	1	104										
	St. Denis	8	16	135	151		184										
	St. Eulèthère	9	51	47	98		132										
	St. Hélène	10	59	53	112	1	137										
	do	11	49	31	80	2	113										
	St. Louis de Kamouraska	12	56	19	74		120										
	do	13	27	20	47	1	67										
	Village do	14	31	81	113	1	113										
	Mont-Carmel	15	31	109	140	1	216										
	St. Onésime	16	39	38	77		121										
	St. Pacôme	17	54	34	88		131										
	do	18	28	23	51		83										
	do	19	48	41	89		116										
	St. Paschal	20	100	64	154	12	218										
do	21	97	31	128		186											
St. Bruno	22	65	33	98	1	137										*	

Election Returns

* Not mentioned in Census—Non mentionnés dans le recensement.

St. Philippe de Néri.....	23	64	86	150	1	196	1,049
Rivière-Ouelle	24	77	32	109	6	156	1,972
do	25	102	9	111	4	176	*
St. Germain	26	63	32	95	2	148	
Totals—Totaux.		1,414	1,403	2,817	55	3,879	20,404

Majority for } H. G. CARROLL, 11.
Majorité pour }

LABELLE.....	No.	J. H. BOURASSA	S. R. POULIN	127	1	2	170	2,548
St. André Avelin.....	1	51	76	127	1	2	170	
do	"	67	18	85	1		101	
do	3	96	61	157	4		216	
do	4	38	56	94			129	
do	5	126	37	163	2		246	
Ste. Angélique.....	6	94	42	136	1	1	211	2,482
do	7	35	42	77	2		104	
do	8	79	48	127			183	754
Montbello.....	9	91	57	148			189	792
N. D. de Bonsecours.....	10	70	36	106		1	145	578
Thurso.....	11	82	24	106		1	163	
Gros de Lochaber.....	12	48	23	71		6	113	1,857
North (Nord) Lochaber.....	13	47	28	75		3	109	
West (Ouest) do	14	54	16	70		1	111	413
Ste. Malachie.....	15	124	65	189			275	1,354
L'Ange Gardien.....	16	107	85	192	3	2	263	2,186
Township (Canton) Buckingham.....	17	57	80	137	2		264	
do	18	60	25	85			116	632
Mulgrave and Derry.....	19	49	26	75			93	1,557
Ripon.....	20	86	72	158			202	
do	21	121	55	176	1		228	1,204
Hartwell and Preston.....	22	27	4	31		3	41	249
Preston.....	23	132	34	166	3	1	214	301
Suffolk and Addington.....	24	43	10	53		4	99	388
Ponsonby.....	25	35	31	66			76	736
Amherst.....	26	37	31	68	1		92	
Clyde.....	27	16	54	70		1	105	414
Joly.....	28	39	56	95			117	
Marchand.....	29	20	56	76			104	327
Welles and McGill.....	29							

RETURN of the Eighth General Election for the House of Commons of Canada.
Rapport sur la Huitième Election Générale pour la Chambre des Communes du Canada.

Electorals Districts. <i>Distriets électoraux.</i>	SUBDIVISIONS.		Total Number of Votes polled in each Subdivision.	Number of rejected Ballots.	Number of spoiled Ballots.	Number of Voters on the Voters' List in each Subdivision.	Nombre d'électeurs inscrits sur la liste des électeurs dans chaque subdivision.	Population in each Constituency as shown by the last Census.	Population de chaque collège électoral d'après le dernier recensement.	Remarks. <i>Observations.</i>
	Names of Candidates and Number of Votes polled for each of them in each Subdivision.	S. H. POULIN. pour chacun d'eux dans chaque subdivision.								
of QUEBEC. <i>de QUÉBEC.</i>	SUBDIVISIONS.									
	Villeneuve.....	No. 30	22	1	2	49	317			
	West (Ouest) Portland.....	" 31	48	1	2	190	1,064			
	East (Est) do.....	" 32	80	1	2	192	772			
	Buckingham, Town (Ville).....	" 33	34	2	2	244	2,280			* Error, should be 5,611. <i>Erreur, devrait être, 5,611.</i>
	do do.....	" 34	66	1	2	301				
do do.....	" 35	20	102	..	156					
Totals—Totalur.....		2,175	1,706	24	35	*5,621	23,164			Population, 24,779.
Majority for <i>Majorité pour</i>		J. H. N. BOURASSA, 469.								

RETURN of the Eighth General Election for the House of Commons of Canada.
Rapport sur la Huitième Election Générale pour la Chambre des Communes du Canada.

Electoral Districts. <i>Districts Electoraux.</i>	SUBDIVISIONS.		Names of Candidates and Number of Votes polled for each of them in each Subdivision.	JOSEPH GATHIER.	H. JEANNOTTE.	Total Number of Votes polled in each Subdivision.	Number of rejected Ballots.	Number of spoiled Ballots.	Number of bulletins écartés.	Number of bulletins mises.	Number of Voters on the Voters' List in each Subdivision.	Nombre d'électeurs inscrits sur la liste des électeurs dans chaque subdivision.	Population in each Constituency as shown by the last Census.	Population de chaque collège électoral d'après le dernier recensement.	Remarks. <i>Observations.</i>
	of QUEBEC. de QUÉBEC.	Province													
L'ASSOMPTION.....	Laurentides, Town (Ville).....	No. 1	83	57	140	1	1	1	1	1	167	608	930		
	St. Lin.....	" 2	99	19	118	5	1	1	1	1	179	1,170	1,541		
	do.....	" 3	113	26	139	1	1	1	1	1	185	1,170	1,541		
	St. Henri de Mascouche.....	" 4	41	126	167	1	1	1	1	1	203	2,081	2,081		
	do.....	" 5	17	70	87	1	1	1	1	1	113	2,081	2,081		
	do.....	" 6	74	33	107	1	1	1	1	1	170	2,081	2,081		
	Lachenaie.....	" 7	56	73	129	1	1	1	1	1	167	608	608		
	St. Paul l'Ermitte.....	" 8	112	119	231	1	1	1	1	1	271	1,170	1,170		
	Répertigny.....	" 9	72	42	114	1	1	1	1	1	139	693	693		
	St. Sulpice.....	" 10	90	51	141	3	3	3	3	3	167	622	622		
	L'Assomption, City (Cité).....	" 11	93	45	138	4	4	4	4	4	213	1,256	1,256		
	do, Parish (Paroisse).....	" 12	70	39	109	1	1	1	1	1	149	1,275	1,275		
	do.....	" 13	94	40	134	1	1	1	1	1	157	1,275	1,275		
	L'Epiphanie.....	" 14	18	78	96	1	1	1	1	1	119	1,450	1,450		
	do.....	" 15	70	95	174	3	7	7	7	7	206	1,450	1,450		
	St. Roch de l'Achigan.....	" 16	43	107	150	3	3	3	3	3	219	2,048	2,048		
	do.....	" 17	54	48	102	1	1	1	1	1	119	2,048	2,048		
	do.....	" 18	43	39	82	1	1	1	1	1	98	2,048	2,048		

Election Returns.

Lavaltrie.....	19	35	26	61	1						987
do.....	20	49	83	132	3	1					
Totals--Totalz.....		1,335	1,216	2,551	28	26				3,358	14,661
Majority for } Jos. GAUTHIER, 119. Majorité pour }											
LAVAL.....											
Ste. Rose, Village.....	No. 1	106	118	224	2	285					1,057
do Lower (Bas).....	" 2	72	69	141	1	180					1,498
do Upper (Haut).....	" 3	70	62	132	1	169					
St. Martin, Village.....	" 4	104	78	182	2	227					
do l'Abord-à-Plouffe.....	" 5	113	123	236	4	312					2,678
do Côte St. Elzéar.....	" 6	54	63	117	4	157					
St. Dorothée.....	" 7	91	95	186	2	241					876
St. Vincent de Paul, Village.....	" 8	105	77	182	6	220					
do Côte St. Elzéar.....	" 9	63	80	143	1	190					2,519
do Côte des Ecorres.....	" 10	29	94	123	1	140					
St. François de Sales.....	" 11	61	89	150	1	200					808
Longue-Pointe, Upper (Haut).....	" 12	64	57	121	3	208					
do Lower (Bas).....	" 13	74	53	127	1	174					2,445
Pointe-aux-Trembles.....	" 14	81	44	125	2	181					
do Côte St. Léonard.....	" 15	30	12	42	2	48					876
St. Joseph, Rivière-des-Prairies.....	" 16	90	55	145	1	174					761
St. Léonard de Port-Maurice, Upper (Haut).....	" 17	44	102	146	1	177					1,166
do do Lower (Bas).....	" 18	51	23	74	1	99					
Sault-au-Recollet, Lower (Bas).....	" 19	20	56	76	3	106					1,820
do Village.....	" 20	65	83	148	6	196					
do Upper (Haut).....	" 21	62	108	170	6	263					
Totals--Totalz.....		1,449	1,541	2,990	30	34				3,948	16,504
Majority for } Thos. FORTIN, 92. Majorité pour }											

RETURN of the Eighth General Election for the House of Commons of Canada.

Rapport sur la Huitième Election Générale pour la Chambre des Communes du Canada.

Province of QUEBEC. de QUÉBEC.	Electorals Districts. Districts électoraux.	SUBDIVISIONS.		Names of Candidates and for each of them in each Subdivision.	J. E. GILLEY.	P. M. GRAY.	Total Number of Votes polled in each Subdivision.	Number of rejected Ballots.	Nombre de bulletins écartés.	Number of spoiled Ballots.	Nombre de bulletins maculés.	Number of Voters on the Voters' List in each Subdivision.	Nombre d'électeurs inscrits sur la liste des electeurs dans chaque subdivision.	Population in each Constituency as shown by the last Census.	Population de chaque collège électoral d'après le dernier recensement.	Remarks. Observations.
		No. 1	No. 2													
Lévis	St. Nicholas	24	44	68	1	1	90	1,768								
	do	20	110	130	1	1	171									
	do	20	44	73	1	1	92									
	St. Etienne	36	87	123	1	1	153									
	St. Lambert	50	78	128			162									
	do	58	43	101			137									
	St. Jean	14	148	162			199									
	do	67	100	143			195									
	St. Romuald d'Eschemin	9	67	170	8	8	202									
	do	10	83	148			173									
	do	11	17	115			148									
	do	12	10	95			112									
	do	12	10	88			88									
	St. Téléphore	13	23	18			41									
	St. David de L'Anberiviere	14	104	114			114									
	Notre-Dame	15	75	20			95									
	do	16	61	22			83									
	St. Henri	17	71	79			150									
	do	18	25	91			116									
	do	19	19	73			92									
	Levis, Quartier (Ward) Notre-Dame	20	112	59			171									
	do	21	106	31			137									
do	21	106	31			137										
do	22	116	47			163										

RETURN of the Eighth General Election for the House of Commons of Canada.

Rapport sur la Huitième Election Générale pour la Chambre des Communes du Canada.

Electoral Districts. <i>Districts électoraux.</i>	SUBDIVISIONS.		Names of Candidates and Number of Votes polled for each of them in each Subdivision.	A. M. DESCHESSNE.	A. DIONNE.	Total Number of Votes polled in each Subdivision.	Number of rejected Ballots. <i>Nombre de bulletins écartés.</i>	Number of spoiled Ballots. <i>Nombre de bulletins maculés.</i>	Number of Voters on the Voters' List in each Subdivision.	Nombre d'électeurs inscrits sur la liste des électeurs dans chaque subdivision.	Population in each Constituency as shown by the last Census.	Population de chaque collège électoral d'après le dernier recensement.	Remarks. <i>Observations.</i>
	A. M. DESCHESNE.												
L'ISLET. Continued. (Suite.)	St. Aubert.....	No. 19	62	46	108	2	203	1,573			
	do	" 20	47	56	103	1	176	1,573			
	Totals—Totaux		1,038	1,032	2,070	21	17	2,999	2,999	13,823			
Majority for } A. M. DESCHESNE, 6. } As declared by the Judge. Majorité pour } } <i>Tel que déclaré par le Juge.</i>													
LOBNIÈRE.....	St. Edouard.....	No. 1	134	52	186	2	255	1,359			
	St. Philomène.....	" 2	54	41	95	172	830			
	St. Jean	" 3	114	36	150	219	2,300			
	do	" 4	51	27	78	1	130	2,300			
	do	" 5	43	14	57	4	83	2,300			

Election Returns.

Leclercville	6	65	10	75	28	20	91	1,189
St. Emélie	7	88	18	106	1	3	143	
Lotbinière	8	78	15	93			125	
do	9	96	13	109			148	1,854
do	10	60	12	72		4	94	
St. Croix	11	83	39	122	1	1	179	2,300
do	12	76	32	108			149	
do	13	59	9	68	2		89	
St. Antoine	14	89	39	128	1		209	1,450
do	15	28	30	58	1		87	
do	16	29	69	98			157	1,740
St. Appolinaire	17	57	48	105			161	
do	18	54	107	161	3	3	237	1,001
St. Agapit	19	40	77	117			169	631
St. Gilles	20	79	41	120	1		176	782
St. Narcisse	21	34	65	99			186	988
St. Patrice	22	43	34	77	3	1	133	
St. Sylvestre	23	36	25	61	2	4	89	1,633
do	24	26	31	57			80	
do	25	14	32	46	2		56	
do	26	34	94	128	1	1	180	905
St. Agathe	27	23	82	105	1		143	
St. Flavien	28	29	63	92	1		129	1,717
do	29	4	59	63			85	
do	20							
Totals—Total		1,620	1,214	2,834	28	20	4,183	20,688

Majority for }
Majorité pour }
Dr. C. I. RINFRET, 406.

RETURN of the Eighth General Election for the House of Commons of Canada.

Rapport sur la Huitième Election Générale pour la Chambre des Communes du Canada.

Electoral Districts. <i>Districts électoraux.</i>	Province of QUEBEC. <i>de QUÉBEC.</i>	Subdivisions.	Names of Candidates and Number of Votes polled for each of them in each Subdivision.	Names des Candidats et nombre de votes donnés pour chacun d'eux dans chaque subdivision.	Total Number of Votes polled in each Subdivision.	Nombre total des votes donnés dans chaque subdivision.	Number of rejected Ballots. <i>Nombre de bulletins écartés.</i>	Number of spoiled Ballots. <i>Nombre de bulletins manqués.</i>	Number of Voters' List in each Subdivision.	Nombre d'électeurs inscrits sur la liste des electeurs dans chaque subdivision.	Population in each Constituency as shown by the last Census. <i>Population de chaque collège électoral d'après le dernier recensement.</i>	Remarks. <i>Observations.</i>
MAISONNEUVE		Hochelaga Ward (<i>Quartier</i>) of the City of Montreal	DR. GEO. P. BARRÉ.	R. PRÉRON. C. H.	11	48	5	1	74	74		
do		do	24	54	36	78	6	1	134	134		
do		do	21	57	78	78	6	1	139	139		
do		do	29	41	70	70	3	1	130	130		
do		do	26	45	71	71	3	1	116	116		
do		do	38	39	77	77	3	1	164	164		
do		do	43	55	98	98	3	1	160	160		
do		do	35	57	92	92	1	3	152	152		
do		do	79	108	187	187	1	3	266	266	8	
do		do	36	104	176	176	1	1	172	172		
do		do	72	88	103	103	2	1	281	281		
do		do	42	64	130	130	12	4	227	227		
do		do	30	38	103	103	12	4	212	212		
do		do	21	11	59	59	1	4	136	136		
do		do	11	42	53	53	9	8	128	128		
do		do	15	45	95	95	1	1	144	144		
Town (<i>Ville</i>) of Maisonneuve		do	60	48	108	108	1	1	184	184	1,226	
do		do	56	55	111	111	7	1	204	204		
do		do	45	38	83	83	4	1	132	132		
do		do	47	107	154	154	6	1	274	274	816	
Village of Côte Visitation		do	20	47	107	107	6	1	274	274		

Election Returns.

Town (Ville) of St. Louis of M. E.	21	37	45	82	1	1	147
do	22	49	64	113	2	2	200
do	23	65	60	125	2	2	228
do	24	49	60	109	1	4	192
do	25	27	70	97	1	2	187
do	26	36	67	103	1	6	200
do	27	34	59	93	1	2	185
do	28	26	19	45	1	1	111
do	29	33	87	120	3	2	190
do	30	45	99	144	1	2	267
do	31	109	128	128	1	2	227
do	31 ^a	26	71	97	1	2	157
do	32	30	74	104	2	1	180
do	32 ^a	44	50	94	1	2	151
do	33	37	60	97	1	4	181
do	34	44	62	106	2	2	145
do	35	17	68	85	2	2	105
do	36	27	46	73	1	1	146
do	37	30	57	87	5	1	166
do	38	36	68	104	1	1	136
do	39	34	48	82	3	1	90
do	40	34	27	61	3	1	194
do	41	41	70	111	1	1	225
do	42	62	64	126	1	1	106
do	43	21	33	64	1	1	150
do	44	37	58	95	1	1	154
do	45	44	54	98	1	1	130
do	45 ^a	37	53	90	6	3	238
do	46	60	102	162	3	1	220
do	47	52	74	126	3	1	216
do	48	46	82	128	1	1	110
do	49	28	38	66	2	1	103
do	50	29	36	65	2	1	150
do	51	37	57	94	1	4	197
do	52	48	116	116	1	4	153
do	53	28	82	82	2	2	243
do	54	48	54	149	2	2	127
do	55	48	101	79	3	3	196
do	56	20	59	108	2	5	227
do	57	25	83	114	2	4	238
do	58	28	86	114	1	4	210
do	59	53	90	143	1	1	107
do	60	34	91	125	1	1	107
Totals—Total	2,342	3,912	6,254	109	92	10,769	32,514
Majority for Majorité pour	R. PRÉFONTAINE, 1,570.						

RETURN of the Eighth General Election for the House of Commons of Canada.
Rapport sur la Huitième Election Générale pour la Chambre des Communes du Canada.

Province of QUEBEC. de QUEBEC.	SUBDIVISIONS.	Names of Candidates and Number of Votes polled for each of them in each Subdivision.	Noms des Candidats et nombre de votes donnés pour chacun d'eux dans chaque subdivision.		Total Number of Votes polled in each subdivision.	Nombre total des votes donnés dans chaque subdivision.	Number of rejected Ballots. Nombre de bulletins écartés.	Number of spoiled Ballots. Nombre de bulletins manqués.	Number of Voters on the Voters' List in each Subdivision.	Nombre d'électeurs inscrits sur la liste des électeurs dans chaque subdivision.	Population in each Constituency as shown by the last Census. Population de chaque collège électoral d'après le dernier recensement.	Remarks. Observations.
			C. J. COULOMBE.	J. H. LEGRIS.								
MASHINONGÉ.....	Louiseville.....	No. 1	47	63	110	3	1,740	Maskinongé, not men- tioned in Census—Mas- kinongé n'est pas men- tionné dans le recense- ment.	
	do	" 2	47	85	132	1,740		
	Rivière-du-Loup.....	" 3	21	77	101	159	2,089		
	do	" 4	65	94	159	232	2,089		
	Maskinongé.....	" 5	32	89	121	127	1	1		
	do	" 6	37	90	127	115	10		
	do	" 7	57	58	115	115		
	St. Justin.....	" 8	150	28	178	178	1,677		
	do	" 9	75	21	96	148	4		
	St. Ursule.....	" 10	69	79	148	93	1	2,490		
	do	" 11	54	39	93	126	..	3		
	do	" 12	27	59	86	86	..	3		
	St. Léon.....	" 13	81	76	157	120	3	2	..	1,875		
	do	" 14	61	59	120	169		
	St. Paulin.....	" 15	88	60	148	148	2	2	..	1,453		
	do	" 16	15	29	44	44		
	Hunterstown.....	" 17	18	30	48	48	727		
	St. Didace.....	" 18	47	116	163	163	1	1,954		
	do	" 19	22	64	86	86	2	4		
	do	" 20	3	3	16	16		
	do	" 21	8	41	49	49		

Election Returns

St. Alexis.....	"	22	37	78	115	1	3	171	1,194													
do.....	"	23	20	46	66	8	1	99														
Totals—Totaux.....			1,094	1,384	2,478	36	16	3,677	15,209													Population, 17,829.
Majority for } J. H. LEGERIS, 290. Majorité pour }																						
MÉCAN TIC.																						
		No. 1	L. J. FRECHETTE.	G. TURCOT.																		
Halifax, South (Sud).....		1	52	27	79	1		99														
do.....		"	66	62	128			144														
do.....		"	102	50	152		1	188														
do.....		"	25	20	45			64														
do.....		"	21	73	94			139														
do.....		"	4	78	124			165														
do.....		"	6	46	84		2	47														
do.....		"	8	54	66			82														
Somerset, South (Sud).....		"	12	54	108			82														
do.....		"	16	92	108			178														
do.....		"	9	44	66			113														
do.....		"	10	22	103			146														
Plessisville.....		"	26	77	102			128														
do.....		"	21	81	102			137														
do.....		"	31	66	97		1	196														
Somerset, Nord (Nord).....		"	13	111	144			172														
do.....		"	14	33	99			152														
do.....		"	15	41	58			104														
do.....		"	16	64	53		3	117														
do.....		"	17	28	30		1	104														
Nelson.....		"	28	40	58			82														
do.....		"	54	40	94			182														
do.....		"	72	67	139		5	206														
do.....		"	19	36	53			85														
do.....		"	20	17	53			169														
do.....		"	21	60	48			117														
do.....		"	22	28	65		5	189														
do.....		"	23	38	131			165														
Inverness.....		"	24	53	77			166														
do.....		"	24	24	107		1	166														
do.....		"	25	28	79			104														
do.....		"	25	39	48		2	187														
do.....		"	26	4	43		3	104														
do.....		"	26	4	71		2	187														
do.....		"	27	43	28		1	104														
do.....		"	28	44	98		1	352														
do.....		"	29	7	21		2	302														
do.....		"	30	59	156			157														
do.....		"	31	77	108		2	157														

RETURN of the Eighth General Election for the House of Commons of Canada.

Rapport sur la Huitième Election Générale pour la Chambre des Communes du Canada.

Electoral Districts. <i>Districts électoraux.</i>	SUBDIVISIONS.		Total Number of Votes polled in each Subdivision.	Number of rejected Ballots.	Number of bulletins écartés.	Number of bulletins maculés.	Number of Voters on the Voters' List in each Subdivision.	Nombre d'électeurs inscrits sur la liste des électeurs dans chaque subdivision.	Population in each Constituency as shown by the last Census.	Population de chaque collège électoral d'après le dernier recensement.	Remarks. <i>Observations.</i>
	Names of Candidates and Number of Votes polled for each of them in each Subdivision.	G. TURCOT. nombre de votes donnés pour chacun d'eux dans chaque subdivision.									
Province of QUÉBEC. <i>de QUÉBEC.</i>	MÉGANTIC	I. J. FRECHETTE. 43	52	95	2	143	1,199	1,199	* Error—Erreur :		
	Continued. (<i>Suite.</i>)	do 49	33	82	2	137			Should be } 2,064.		
		do 33	19	102		141			+ do } 3,474.		
		Ireland 34	32	93	1	123			+ do } 654.		
		do 35	30	73	1	138			Population, 22,233.		
		do 36	21	41		84					
	Totals— <i>Totaux</i>	1,410	*2,073	+3,463	17	24	5,163	17,918			

Majority for } GEORGES TURCOT, 663.+
Majorité pour }

Election Returns.

Missisquoi	No.	D. B. MEIGS.	G. F. SLACK.		2	1		171	639
Cowansville	1	61	64	125	2	1	171	639	
Village of Dunham	2	25	26	51			71	327	
Township (Canton) of Dunham	3	66	49	115		4	182		
do	4	56	75	131		1	200		
do	5	67	49	116	1		196	2,466	
do	6	47	83	130	1	6	263		
Town (Ville) of Farnham	7	88	36	124	4	2	187		
do	8	88	69	144	4	3	210	2,822	
do	9	29	81	110		3	174		
do	10	47	61	108		1	180		
Township (Canton) of Farnham	11	25	35	60	1	1	102		
do	12	63	18	81		1	147	1,520	
do	13	57	30	87		1	140		
do	14	13	38	51			69	263	
Village of Frelighsburg	15	16	41	57	1		81	303	
do	16	11	30	41	7	1	57	230	
do	17	42	56	98	7	1	170	1,049	
St. Armand, East (Est)	18	45	42	87	2	1	144		
do	19	17	68	85		1	142		
do	20	36	59	95			135	999	
do	21	66	19	85			188	1,138	
Clarenceville	22	32	35	67	1	1	133		
do	23	66	27	93		1	189	698	
St. Thomas	24	48	44	92		2	131		
Township (Canton) of Stanbridge	25	49	24	73	3		119	941	
do	26	15	43	58		1	89		
Parish (Paroisse) of St. Ignace	27	24	21	45			71	1,102	
do	28	54	24	78	2	1	129		
do	29	39	14	53		3	92	860	
Stanbridge Station	30	56	15	71		8	105		
do	31	40	30	70		8	118		
Town (Ville) of Bedford	32	36	17	53		4	83	1,571	
do	33	54	43	97		3	128		
do	34	73	23	96	1		158		
Parish (Paroisse) of Lacolle	35	58	34	92	5		211	2,528	
do	36	46	35	81	3	1	176		
do	37	45	13	58			100		
Totals—Totaux		1,687	1,471	3,158	34	53	5,189	19,456	

Majority for } D. B. MEIGS, 216.
Majorité pour }

RETURN of the Eighth General Election for the House of Commons of Canada.
Rapport sur la Huitième Election Générale pour la Chambre des Communes du Canada.

Electoral Districts. <i>Districts électoraux.</i>	SUBDIVISIONS.	Names of Candidates and Number of Votes polled for each of them in each Subdivision.		Noms des candidats et nombre de votes donnés pour chacun d'eux dans chaque subdivision.		Total Number of Votes polled in each Subdivision.	Nombre total des votes donnés dans chaque subdivision.	Number of rejected Ballots. <i>Nombre de bulletins écartés.</i>	Number of spoiled Ballots. <i>Nombre de bulletins maculés.</i>	Number of Voters on the Voters' List in each Subdivision.	Nombre d'électeurs inscrits sur la liste des électeurs dans chaque subdivision.	Population in each Constituency as shown by the last Census. <i>Population de chaque collège électoral d'après le dernier recensement.</i>	Remarks. <i>Observations.</i>
		LOUIS FÉLIX DUGAS.	LOUIS VICTOR LABELLE.	LOUIS FÉLIX DUGAS.	LOUIS VICTOR LABELLE.								
MONTREAL.	St. Esprit	1	22	70	92	1	1	1	1	138	1,419		
	do	2	41	90	131	2	2	2	2	184			
	St. Julien	3	26	30	56	98	1,150		
	do	4	56	57	113	263			
	St. Patrick de Rawdon	5	55	26	81	186	1,186		
	do	6	76	28	104	169			
	St. Theodore de Chertsey	7	106	51	157	1	1	1	1	212	1,169		
	do	8	21	13	34	36	375		
	Wexford	9	42	29	71	132			
	Mission de St. Agricole	10	24	4	28	39			
	St. Donat	11	42	12	54	70			
	Township (Canton) of Kirkemy	12	46	70	116	2	1	2	1	253	1,002		
	do	13	37	80	117	3	1	3	1	178			
	St. Alexis	14	100	24	124	175	1,231		
	do	15	55	13	68	141			
	St. Jacques	16	120	54	174	2	1	2	1	252	2,423		
	do	17	68	117	185	252			
	do	18	19	56	75	119	655		
	St. Marie Salomé	19	68	85	153	6	2	6	2	264			

Not mentioned in Census.
*Non mentionné dans
 le recensement.*

Election Returns.

St. Liguori	20	104	21	125	2	1	175	1,170		
do	21	74	14	88	1	125			
Totals—Totaux.		1,202	907	2,109	20	19	3,470	12,131		
Majority for } L. E. DUGAS, 295. Majorité pour }										
MONTMAGNY.										
Isle-aux-Grues	No. 1	50	38	88	112	586		
Berther	" 2	23	110	133	249	1,152		
St. François	" 3	35	60	95	151	1,554		
do	" 4	31	84	115	1	168	1,331		
St. Pierre	" 5	74	99	173	1	226	2,849		
St. Thomas	" 6	79	122	201	9	292	1,697		
do	" 7	54	139	193	1	258	3,539		
Montmagny, Town (Ville)	" 8	51	52	103	2	172	2,018		
do	" 9	37	68	105	1	188			
Cap St. Ignace	" 10	116	79	195	5	277			
do	" 11	80	32	121	1	240			
do	" 12	54	71	125	171			
Township (Canton) Montminy	" 13	54	51	83	3	120			
do	" 14	29	38	67	82			
Ashburton	" 15	32	27	59	63			
Rolette and Panet	" 16							
Totals—Totaux.		901	1,143	*2,034	23	7	2,899	14,726		
Majority for } P. A. CHOQUETTE, 242. Majorité pour }										

* Error, should be 2,044.
Erreur, devrait être, 2,044

RETURNS of the Eighth General Election for the House of Commons of Canada.
Rapport sur la Huitième Election Générale pour la Chambre des Communes du Canada.

Electorat Districts. Districts électoraux.	SUBDIVISIONS.	Names of Candidates and Number of Votes polled in each Subdivision.		Names des Candidats et nombre de votes donnés pour chacun d'eux dans chaque subdivision.		Total Number of Votes polled in each Subdivision.	Nombre total des votes donnés dans chaque subdivision.	Number of rejected Ballots. Nombre de bulletins écartés.	Number of spoiled Ballots. Nombre de bulletins manqués.	Number of Voters on the Voters' List in each Subdivision.	Nombre d'électeurs inscrits sur la liste des électeurs dans chaque subdivision.	Population in each Constituency as shown by the last Census. Population de chaque collège électoral d'après le dernier recensement.	Remarks. Observations.
		T. C. CASGRAIN.	C. LANGRISSE.	T. C. CASGRAIN.	C. LANGRISSE.								
MONTMORENCY	Angé Gardien	No. 1	65	57	122	122	137	1,137					
	do	" 2	54	56	108	108	115						
	Château Richer	" 3	95	99	177	177	171	1,587					
	do	" 4	69	80	132	132	164						
	Ste. Anne	" 5	52	47	132	132	156	1,613					
	do	" 6	85	62	133	133	160						
	St. Joachim	" 8	71	108	156	156	196	897					
	St. Féréol	" 9	52	51	101	101	111	1,041					
	St. Tite du Cap	" 10	105	55	155	155	192	975					
	Ste. Brigitte de Laval	" 11	46	40	73	73	83	639					
	St. Pierre, I.O.	" 12	33	29	117	117	134	285					
	St. Pierre, I.O.	" 13	88	36	52	52	73	772					
	St. Famille, I.O.	" 14	16	36	82	82	111	786					
	do	" 14	48	34	86	86	97	508					
	St. François, I.O.	" 15	39	47	123	123	140	508					
	St. Jean, I.O.	" 16	63	60	103	103	120	1,277					
	do	" 17	36	67	134	134	147	792					
	St. Laurent, I.O.	" 18	79	55	134	134	147	792					
Totals—Total.		1,096	1,046	2,142	2,142	2,499	12,309						
		Majority for } T. C. CASGRAIN, 50. Majorité pour }											

Election Returns.

MONTREAL.		JAMES MESHANE		M. J. F. QUINN.									
(St. Anne's Riding.)	(Division St. Anne.)												
	No.												
Centre Ward (Quartier Centre).	6	75	50	125	1	196	675	196					
do	7	56	58	114	7	195		195					
do	8	69	54	123	4	198		198					
do	9	116	96	212	4	212		212					
do	10	74	53	127	1	190		190					
do	11	41	59	100	1	177		177					
do	12	25	30	55	1	103		103					
do	13	36	40	76	1	139		139					
do	14	27	42	69	1	96		96					
do	15	73	75	148	1	223		223					
do	16	41	38	79	1	125		125					
do	17	38	52	90	3	164		164					
do	18	56	93	149	3	215		215					
do	19	39	38	77	1	109		109					
do	20	45	68	113	1	176		176					
do	21	35	54	89	1	147		147					
do	22	57	50	116	1	202		202					
do	23	49	50	99	1	180		180					
St. Anne's Ward (Quartier St. Anne).	24	64	53	117	3	171		171					
do	25	54	41	95	1	147		147					
do	26	49	62	111	1	159		159					
do	27	107	74	181	1	243		243					
do	28	66	86	152	2	190		190					
do	29	46	55	101	1	160		160					
do	30	60	65	125	3	179		179					
do	31	79	61	140	1	204		204					
do	32	110	51	161	1	220		220					
do	33	34	26	60	1	119		119					
do	34	83	68	151	3	178		178					
do	35	64	45	109	1	197		197					
do	36	53	54	107	3	172		172					
do	37	60	77	137	5	213		213					
do	38	60	84	153	1	219		219					
do	39	72	28	100	1	163		163					
do	40	68	35	103	1	129		129					
do	41	73	40	113	1	146		146					
do	42	68	77	145	1	198		198					
do	43	51	61	112	1	159		159					
do	44	36	40	76	2	109		109					
do	45	52	96	148	7	213		213					
do	46	46	47	93	2	127		127					
													23,003

RETURN of the Eighth General Election for the House of Commons of Canada.
Rapport sur la Huitième Election Générale pour la Chambre des Communes du Canada.

Electoral Districts. <i>Distriets électoraux.</i>	SUBDIVISIONS.	Names of Candidates and Number of them in each Subdivision.		Total Number of Votes polled in each Subdivision.	Number of rejected Ballots. <i>Nombre de bulletins écartés.</i>	Number of spoiled Ballots. <i>Nombre de bulletins maculés.</i>	Number of Voters on the Voters' List in each Subdivision.	Nombre d'électeurs inscrits sur la liste des electeurs dans chaque subdivision.	Population in each Constituency as shown by the last Census. <i>Population de chaque collège électoral d'après le dernier recensement.</i>	Remarks. <i>Observations.</i>
		HON. JAMES McSHANE.	M. J. F. QUINN.							
MONTREAL. St. Anne's Riding. (<i>Division St. Anne.</i>) Continued. (<i>Suite.</i>)	St. Anne's Ward (<i>Quartier Ste. Anne.</i>)	No. 47	83	145	1	6	211	211		
	do	" 48	71	133	2	4	201	201		
	do	" 49	82	124	2	4	170	170		
	do	" 50	87	141	2	4	203	203		
	do	" 51	57	77	134	3	2	188	188	
	do	" 52	69	92	161	3	2	256	256	
do	" 53	61	86	147	3	4	245	245		
do	" 54	71	84	155	3	4	231	231		
do	" 55	58	74	132	1	4	183	183		
Totals— <i>Totaux.</i>		*2,919	+3,104	6,023	52	65	9,040	9,040	24,685	

Error—*Erreur* :—
 Should be... } 2,932.
 * *Devrait être.* } 3,071.
 + do }
 ++ do } 119.

Majority for } M. J. F. QUINN, +185.
Majorité pour

Election Returns.

ONTARIO.....	No.	St. Antoine's Ward (Quartier St. Antoine)	R. MacKay.	T. G. Roddick.	2	3	4	143
M (St. Antoine's Riding.)	1	do	56	41	97		2	156
(Division St. Antoine.)	2	do	74	50	124		1	143
	3	do	54	36	90		1	146
	4	do	44	54	98		1	139
	5	do	47	33	80		2	182
	6	do	59	54	113		3	253
	7	do	74	111	185		1	199
	8	do	41	80	121		1	212
	9	do	60	78	138		1	182
	10	do	31	62	93		1	236
	11	do	80	75	155			186
	12	do	54	73	127		2	107
	13	do	22	52	74			118
	14	do	36	44	80		2	137
	15	do	21	60	81		21	229
	16	do	47	105	152		1	216
	17	do	47	96	143		1	182
	18	do	43	87	130			232
	19	do	63	94	157		2	151
	20	do	64	58	122		2	102
	21	do	33	39	72			155
	22	do	64	40	104		3	153
	23	do	60	32	92			163
	24	do	62	44	106			198
	25	do	28	23	51			79
	26	do	83	37	120		2	135
	27	do	33	18	51			126
	28	do	52	25	77			70
	29	do	57	36	93			186
	30	do	30	17	47		3	114
	31	do	80	43	123		1	146
	32	do	50	19	69		3	186
	33	do	48	42	90			141
	34	do	64	55	119		1	210
	35	do	49	46	95		3	218
	36	do	61	70	131			156
	37	do	60	97	157			165
	38	do	55	70	124			164
	39	do	55	67	122			192
	40	do	49	57	106			
	41	do	61	75	136		9	

44,626

RETURN of the Eighth General Election for the House of Commons of Canada.
Rapport sur la Huitième Election Générale pour la Chambre des Communes du Canada.

PROVINCE of QUEBEC. de QUEBEC.	Electional Districts. Districts électorales.	SUBDIVISIONS.	Names of Candidates and Number of Votes polled for each of them in each Subdivision.		Noms des Candidats et nombre de votes donnés pour chacun d'eux dans chaque subdivision.		Total Number of Votes polled in each Subdivision.	Nombre total des votes donnés dans chaque subdivision.	Number of rejected Ballots.	Nombre de bulletins écartés.	Number of spoiled Ballots.	Nombre de bulletins maculés.	Number of Voters on the Voters' List in each Subdivision.	Nombre d'électeurs inscrits sur la liste des électeurs dans chaque subdivision.	Population in each Constituency as shown by the last Census.	Population de chaque collège électoral d'après le dernier recensement.	Remarks. Observations.
			R. MCKAY.	T. G. RODRICK.	88	87	65	4	4	4	4	4	96	251	le dernier recensement.		
MONTREAL	St. Antoine's Ward (Quartier St. Antoine)	No. 42	88	87	65	4	4	4	4	4	4	96	251				
	do	43	79	89	168	4	4	4	4	4	4	251	161				
	do	44	39	56	94	6	2	2	2	2	2	143	143				
	do	45	46	41	87	6	2	2	2	2	2	145	145				
	do	46	43	43	86	3	1	1	1	1	1	188	188				
	do	47	46	72	118	1	2	2	2	2	2	148	148				
	do	48	46	58	106	1	2	2	2	2	2	210	210				
	do	49	59	74	133	1	1	1	1	1	1	173	173				
	do	50	45	32	77	1	1	1	1	1	1	123	123				
	do	51	56	43	99	4	2	2	2	2	2	99	99				
	do	52	42	40	82	4	2	2	2	2	2	168	168				
	do	53	41	34	75	8	3	3	3	3	3	160	160				
	do	54	56	49	105	8	3	3	3	3	3	169	169				
	do	55	54	38	92	3	1	1	1	1	1	148	148				
	do	56	56	51	105	3	1	1	1	1	1	107	107				
	do	57	45	42	87	1	1	1	1	1	1	107	107				
	do	58	35	36	71	1	1	1	1	1	1	107	107				
	do	58	35	36	71	1	1	1	1	1	1	107	107				
	do	59	42	26	68	1	1	1	1	1	1	107	107				
	do	59	42	26	68	1	1	1	1	1	1	107	107				
Totals—Totaux			3,018	3,155	16,173	84	74	74	74	74	74	9,393	44,626				

* Error—Erreur : —
 Should be } 3,008.
 * Devoit être, }
 do } 6,163.
 do } 147.

Election Returns.

Majority for } Thos. G. Ronnick, †137. { As declared by the Returning Officer.
Majorité pour } { Tel que déclaré par l'officier-rapporteur.

Upon a recount by a Judge :—
(Sur nouveau dépouillement par un juge) :—

For THOS. G. RONNICK..... 3,077
 For ROBERT MACKAY..... 2,504

Majority for } Thos. G. Ronnick, 173. { As declared by the Judge.
Majorité pour } { Tel que déclaré par le juge.

MONTREAL.....
 (St. James Riding).
 (Division St. Jacques.)

St. James Ward (Quartier St. Jacques)	No.	OPILON DESMARAIS.	LOUIS ARSENE LAVAILLEE.
do	1	50	43
do	2	44	33
do	3	42	38
do	4	18	80
do	5	43	34
do	6	51	97
do	7	71	72
do	8	56	107
do	9	74	121
do	10a	59	109
do	10b	64	45
do	11	67	101
do	12	74	34
do	13	70	26
do	14	60	115
do	15	62	33
do	16	66	44
do	17	76	115
do	18	51	49
do	19	66	113
do	20	85	88
do	21	63	107
do	22	48	138
do	23	81	124
do	24	79	80
do	25	76	78
do			126
do			132
do			121
do			48

OPILON DESMARAIS.	LOUIS ARSENE LAVAILLEE.	93	2	2	170
50	43	77	5	2	131
44	33	80	1	2	147
42	38	34	2	2	67
18	16	97	6	2	167
43	54	72	6	2	140
51	21	107	3	4	178
71	36	121	2	4	150
56	47	109	2	2	196
74	50	109	2	2	158
59	45	109	2	1	170
64	101	101	2	1	156
67	34	101	1	2	172
74	26	115	1	1	187
70	45	115	3	1	141
60	33	93	3	1	141
62	44	106	1	1	174
66	49	115	2	1	171
76	37	113	2	1	153
51	57	88	1	2	153
66	41	107	5	2	155
85	53	138	1	1	214
63	61	124	3	1	200
48	80	78	1	1	109
81	45	126	1	3	186
79	53	132	1	3	211
76	48	121	4	3	204

32,393

RETURN of the Eighth General Election for the House of Commons of Canada.
Rapport sur la Huitième Election Générale pour la Chambre des Communes du Canada.

Electoral Districts. <i>Districts électoraux.</i>	SUBDIVISIONS.	Names of Candidates and for each of them in each Subdivision.	LOUIS ARSENE LAVALLÉE.	Total Number of Votes polled in each Subdivision.	Number of rejected Ballots.	Number of bulletins <i>écartés</i> .	Number of spoiled Ballots.	Number of bulletins <i>mauvais</i> .	Number of Voters on the Voters' List in each Subdivision.	Nombre d'électeurs inscrits sur la liste des électeurs dans chaque subdivision.	Population in each Constituency as shown by the last Census.	Population de chaque collège électoral d'après le dernier recensement.	Remarks. <i>Observations.</i>
MONTREAL St. James Riding. <i>Division St. Jacques.</i> Continued. (<i>Suite.</i>)	St. James Ward (<i>Quartier St. Jacques</i>)	No. 26	52	88	3	3	5	141	141	141			
	do	" 27	70	113	3	3	1	155	155	155			
	do	" 28	67	99	1	1	1	138	138	138			
	do	" 29	63	103	1	1	6	158	158	158			
	do	" 30	52	87	1	1	1	160	160	160			
	do	" 31	59	89	1	1	1	124	124	124			
	do	" 32	46	74	10	10	2	132	132	132			
	do	" 33	61	104	3	3	1	202	202	202			
	do	" 34	38	64	1	1	1	106	106	106			
	do	" 35	42	83	1	1	1	133	133	133			
	do	" 36	69	107	8	8	1	173	173	173			
	do	" 37	45	21	66	66	3	96	96	96			
	do	" 38	85	21	130	130	3	226	226	226			
	do	" 39	64	32	96	96	3	165	165	165			
	do	" 40 ^a	"	61	102	102	3	163	163	163			
	do	" 40 ^b	"	67	103	103	2	167	167	167			
	do	" 41 ^a	"	72	126	126	1	195	195	195			
	do	" 41 ^b	"	91	139	139	1	215	215	215			
	do	" 42 ^a	"	141	198	198	4	300	300	300			
	do	" 42 ^b	"	108	174	174	1	201	201	201			
do	" 43	"	82	128	128	1	208	208	208				
do	" 44	"	125	155	155	1	212	212	212				
do	East Ward (<i>Quartier Est</i>)	"	30	46	46	3	81	81	81				

Election Returns.

do	do	do	do	45	99	48	147	2	212	3,487								
do	do	do	do	46	105	38	143	3	236									
do	do	do	do	47	63	49	112	4	204									
				Totals—Total	3,423	2,054	5,477	96	8,776	35,830								
Majority for } OUILON DESMARAIS, 1,369. Majorité pour }																			
St. Louis Ward (Quartier St. Louis)																			
MONTREAL.....				No. 1	58	24	82	4	155									
(St. Lawrence				2	86	39	125	3	203									
Riding)				3	97	51	148	5	231									
(Division St. Laurent)				4	61	57	118	3	193									
				5	51	28	79	10	137									
				6	63	48	111	2	132									
				7	65	39	104	1	194									
				8	78	39	117	1	227									
				9	57	35	92	2	151									
				10	77	55	132	1	183									
				11	72	44	116	180									
				12	95	50	145	1	205									
				13	51	38	89	1	153									
				14	68	37	105	3	176									
				15	85	20	55	95									
				16	71	34	105	199									
				17	61	19	80	1	152									
				18	76	43	119	1	176									
				19	79	47	126	2	216									
				20	46	33	79	2	131									
				21	107	57	164	2	266									
				22	55	31	86	2	172									
				23	62	51	113	2	240									
				24	57	36	93	175									
				25	40	76	123									
				26	105	68	173	6	286									
				27	44	55	99	2	175									
				28	80	74	154	8	269									
				29	55	47	102	14	190									
				30	52	44	96	2	169									
				31	97	58	155	1	236									
				32	84	59	143	4	237									
				1									

24,924

RETURN of the Eighth General Election for the House of Commons of Canada.
Rapport sur la Huitième Election Générale pour la Chambre des Communes du Canada.

Electoral Districts. <i>Districts Electoraux.</i>	SUBDIVISIONS.	Names of Candidates and Number of Votes polled for each of them in each Subdivision.		Total Number of Votes polled in each Subdivision.	Number of rejected Ballots. <i>Nombre de bulletins écartés.</i>	Number of spoiled Ballots. <i>Nombre de bulletins maculés.</i>	Number of Voters on the Voters' List in each Subdivision.	Nombre d'électeurs inscrits sur la liste des électeurs dans chaque subdivision.	Population in each Constituency as shown by the last Census. <i>Population de chaque collège électoral d'après le dernier recensement.</i>	Remarks. <i>Observations.</i>
		E. GOFF PENNY.	R. W. SMITH.							
MONTREAL..... St. Lawrence Riding. (Division St. Laurent) Continued. (Suite.)	St. Lawrence Ward (Quartier St. Laurent). No. 1	75	52	127	19	2	215	17,864		
	do " " 2	29	44	73	1	6	136			
	do " " 3	47	48	95	1	2	178			
	do " " 4	45	47	92	6	3	160			
	do " " 5	42	39	81	1	1	141			
	do " " 6	48	36	84	1	1	156			
	do " " 7	29	36	65	3	1	113			
	do " " 8	54	52	106	5	1	181			
	do " " 9	84	70	154	2	4	241			
	do " " 10	37	40	77	2	4	140			
	do " " 11	59	59	118	2	9	201			
	do " " 12	35	40	75	6	2	146			
	do " " 13	53	53	106	6	3	202			
	do " " 14	52	50	102	1	1	184			
	do " " 15	59	59	118	1	1	167			
	do " " 16	58	34	92	1	1	157			
	do " " 17	39	67	106	3	2	191			
	do " " 18	39	41	80	3	2	136			
	do " " 19	69	55	124	1	2	161			
	do " " 20	34	54	88	1	2	132			
	do " " 21	68	76	144	3	1	206			
	do " " 22	54	74	128	3	1	208			

Election Returns.

do	74	89	163	2	268
do	43	65	108	2	172
do	87	87	174	5	287
do	95	89	184	3	298
do	37	67	104		150
Totals—Totaux	3,632	2,915	6,547	138	11,047
				91	42,808

Majorité pour } E. GOFF PENNY, 717.
Majorité for }

MONTREAL.
(Ste. Mary's Riding).
Quarter Sec. Marie).

Ste. Mary's Ward (Quarter Sec. Marie)	No.	H. Dupré	A. T. LEVINE	192	171
do	1	60	47	107	192
do	2	75	31	106	215
do	3	64	49	113	207
do	4	52	59	111	204
do	5a	43	57	100	182
do	5b	30	47	77	168
do	6a	51	36	87	153
do	6b	30	20	50	100
do	7	81	41	122	206
do	8	70	45	115	200
do	9	75	40	116	201
do	10a	48	30	78	144
do	10b	26	20	46	77
do	11a	48	55	103	200
do	11b	34	50	84	160
do	12a	80	35	115	217
do	12b	44	18	62	110
do	13a	60	38	98	199
do	13b	40	23	63	143
do	14a	69	36	105	186
do	14b	30	13	43	100
do	15	51	22	73	128
do	16	81	47	129	233
do	17	94	47	141	225
do	18	83	40	123	253
do	19	81	37	118	181
do	20a	72	38	110	205
do	20b	28	18	46	77
do	21a		24	97	171

RETURN of the Eighth General Election for the House of Commons of Canada.

Rapport sur la Huitième Election Générale pour la Chambre des Communes du Canada.

Province of QUEBEC. de QUÉBEC.	Electoral Districts. Districts électoraux.	SUBDIVISIONS.		Names of Candidates and Number of Votes polled for each of them in each Subdivision.	Nomms des Candidats et nombre de votes donnés pour chacun d'eux dans chaque subdivision.	Total Number of Votes polled in each Subdivision.	Nombre total des votes donnés dans chaque subdivision.	Number of rejected Ballots. Nombre de bulletins écartés.	Number of spoiled Ballots. Nombre de bulletins maculés.	Number of Voters on the Voters' List in each Subdivision.	Nombre d'électeurs inscrits sur la liste des électeurs dans chaque subdivision.	Population in each Constituency as shown by the last Census. Population de chaque collège électoral d'après le dernier recensement.	Remarks. Observations.
		H. DUPRE.	A. T. LEBLANC.										
MONTREAL. St. Mary's Riding. (Quartier St. Marie) Continued. Suite.	St. Mary's Ward (Quartier St. Marie).....	No. 21b				18	58	1	2	107	34,746		
	do	"	22	40		18	103			180			
	do	"	23	66		37	114			184			
	do	"	24	80		34	115	1	7	204			
	do	"	25a	82		33	95			182			
	do	"	25b	58		37	64			113			
	do	"	26	42		22	129			205			
	do	"	27	26		42	64			118			
	do	"	28a	87		16	79	1	8	150			
	do	"	28b	48		23	49	5	6	85			
	do	"	29	28		41	93	1	2	144			
	do	"	30	68		25	65			132			
	do	"	31a	41		24	96	1	16	210			
	do	"	31b	40		26	68			135			
	do	"	32	59		14	134			234			
	do	"	33a	66		75	86			152			
	do	"	33b	40		20	58			98			
	do	"	34a	40		18	64			155			
	do	"	34b	31		24	51			106			
	do	"	35	43		20	93	2	2	220			
	do	"	36a	47		13	60	3	2	184			
	do	"	36b	23		18	41			110			

Election Returns.

do	37a	76	38	114	6	6	227				
do	"	35	16	51	2	2	101				
do	"	50	30	80	3	3	152				
do	"	37	33	70	1	1	130				
do	"	58	31	89	1	1	149				
do	"	44	33	77			203				
do	"	53	60	113	1	1	218				
do	"	30	35	125			191				
do	"	68	30	98	3	3	119				
Totals—Totalur.								9,998	34,746		
Majority for } H. DUPRÉ, \$1,363. Minorité pour }											
		F. BOISVERT.	J. H. LEDUC.								
St. Pierre les Becquets.	No. 1	49	68	117	2	2	183	2,274			
do	" 2	44	37	81	1	1	120				
do	" 3	34	88	122	1	1	176				
Ste. Sophie de Lévrard.	" 4	43	53	96	1	1	133	1,116			
do	" 5	43	50	93	1	1	158				
Gentilly.	" 6	105	46	151	1	1	198				
do	" 7	46	68	114	3	4	164	2,486			
do	" 8	77	49	126			152				
St. Marie de Blanford.	" 9	38	42	80			159	270			
Bécancour.	" 10	47	79	126	1	1	183	2,017			
do	" 11	69	78	147			106				
do	" 12	16	50	66	1	1	215				
Ste. Gertrude.	" 13	86	74	160			172	1,748			
do	" 14	69	56	125	2	2	182				
St. Sylvere.	" 15a	46	61	107			72	889			
do	" 15b	30	22	52			212				
Ste. Angèle de Laval.	" 16	83	81	164			130	1,136			
St. Gregoire.	" 17	49	51	100	1	1	220	1,843			
do	" 18	90	68	158			147				
do	" 19	40	76	116	1	1	97				
Village La Rochelle.	" 20	51	30	81				382			

*Error, should be 3,367.
Erreur, devrait être 3,367.
 + do do 1,967.
 + do do 5,331.
 \$ do do 1,400.

RETURN of the Eighth General Election for the House of Commons of Canada.

Rapport sur la Huitième Election Générale pour la Chambre des Communes du Canada.

Electoral Districts. <i>Districts électoraux.</i>	SUBDIVISIONS.	Names of Candidates and Number of Votes polled for each of them in each Subdivision.	Noms des Candidats et nombre de votes donnés pour chacun d'eux dans chaque subdivision.		Total Number of Votes polled in each Subdivision.	Nombre total des votes donnés dans chaque subdivision.	Number of rejected Ballots. <i>Nombre de bulletins écartés.</i>	Number of spoiled Ballots. <i>Nombre de bulletins manqués.</i>	Number of Voters on the Voters' List in each Subdivision.	Nombre d'électeurs inscrits sur la liste des électeurs dans chaque subdivision.	Population in each Constituency as shown by the last Census. <i>Population de chaque circonscription d'après le dernier recensement.</i>	Remarks. <i>Observations.</i>
			F. BOISVERT.	J. H. LEBOUC.								
NICOLET. Continued. (<i>Suite.</i>)	Nicolet.....	No. 21	65	18	83	2	1	129	1,824			
	do.....	" 22	37	40	77			127				
	do.....	" 23	84	22	106		3	145				
	Nicolet Town (<i>Ville.</i>)	" 24	113	16	129	1		190	2,518			
	do.....	" 25	82	24	106	1		158				
	do.....	" 26	48	12	60			84				
	do.....	" 27	60	65	125			154	2,171			
	do.....	" 28	44	67	111		1	148				
	do.....	" 29	54	66	120			156				
	do.....	" 30a	55	47	102			142	833			
	do.....	" 30b	20	12	32			45				
	do.....	" 31	34	35	69			98	1,012			
	do.....	" 32	65	36	101			128				
	do.....	" 33	30	110	140			185				
	do.....	" 34	25	68	93		3	122	1,734			
	do.....	" 35	9	56	65			87				
	do.....	" 36	42	25	67			114	891			
do.....	" 37	45	24	69			103	200				
do.....	" 38	4	9	13			25					
do.....	" 39	64	58	122		1	161					
do.....	" 40a	72	63	135			178	1,909				
do.....	" 40b	25	23	48			69					

Election Returns.

St. Célestin	41	71	143	188	1,532
do	42	45	118	136	
Totals— <i>Totaux</i>		2,239	4,616	6,442	28,735

Majority for
Majorité pour } FABIEN BOISVERT, 138.

		F. O. GABOURY.	W. J. POURBE.						
PONTIAC									
Quyon	No. 1	31	76	107	169	668			
Onslow, South (<i>Sud</i>) ..	2	46	35	81	165	1,056			
do do	3	23	60	83	168				
do do North (<i>Nord</i>) ..	4	62	44	106	184	879			
Bristol	5	48	68	116	230				
do do	6	47	48	95	169	2,275			
do do	7	58	43	101	181				
Clarendon	8	53	40	93	152				
do do	9	64	77	141	231	2,638			
do do	10	17	63	80	163				
do do	11	18	80	98	137				
Shawville	12	41	54	95	143	432			
Portage-du-Fort	13	27	61	88	155	741			
Bryson	14	32	31	63	127	1,944			
Calumet Island	15	83	81	164	224				
do do	16	23	35	64	89	1,310			
Thorne	17	13	142	155	262	940			
Lealie	18	51	49	100	133				
Litchfield	19	111	66	177	270	928			
do do	20	48	58	106	205				
Mansfield	21	101	77	178	283	1,057			
Fort-Coulonge	22	34	30	64	108	323			
Waltham	23	23	48	71	94	361			
Chepeau	24	4	35	39	46	250			
Allumette Island	25	43	70	113	135				
do do	26	60	66	126	162	1,618			
Chichester	27	25	99	124	163	711			
Sheen	28	26	95	121	159				
do do	29	13	15	28	44	791			
Aldfield	30	46	19	65	135	665			
Alley and Caswood	31	6	45	51	82	268			

RETURN of the Eighth General Election for the House of Commons of Canada.

Rapport sur la Huitième Election Générale pour la Chambre des Communes du Canada.

Electoral Districts. Districts électoraux.	SUBDIVISIONS.		Total Number of Votes polled in each Subdivision. Nombre total des votes donnés dans chaque subdivision.	Number of rejected Ballots. Nombre de bulletins écartés.	Number of spoiled Ballots. Nombre de bulletins maculés.	Number of Voters on the Voters' List in each Subdivision. Nombre d'électeurs inscrits sur la liste des électeurs dans chaque subdivision.	Population in each Constituency as shown by the last Census. Population de chaque collège électoral d'après le dernier recensement.	Remarks. Observations.
	Names of Candidates and Number of Votes polled for each of them in each Subdivision. Noms des Candidats et nombre de votes donnés pour chacun d'eux dans chaque subdivision.	W. J. POUROIR.						
PONTIAC Continued. (Suite.)		T. C. FABOUREY.	41	1	1	120	2,228	
		W. J. POUROIR.	156	1	1	232		
			31			140		
			3,321	18	32	5,520		
			Totals—Totaux.				22,084	

Majority for } W. J. POUROIR, 639.
Majorité pour }

RETURN of the Eighth General Election for the House of Commons of Canada.
Rapport sur la Huitième Election Générale pour la Chambre des Communes du Canada.

Electoral Districts. <i>Districts électoraux.</i>	SUBDIVISIONS.	Names of Candidates and Number of Votes polled for each of them in each Subdivision.		FRS. LANGELIER.	FRS. ANGERS.	Total Number of Votes polled in each subdivision.	Nombre total des votes donnés dans chaque subdivision.	Number of rejected Ballots.	Nombre de bulletins écartés.	Number of spoiled Ballots.	Nombre de bulletins maculés.	Number of Voters on the Voters' List in each Subdivision.	Nombre d'électeurs inscrits sur la liste des électeurs dans chaque subdivision.	Population in each Constituency as shown by the last Census.	Population de chaque collège électoral d'après le dernier recensement.	Remarks. <i>Observations.</i>	
		A. R. ANGERS.	FRS. LANGELIER.														
QUEBEC (Centre—Centre.)	St. Louis Ward (Quartier St. Louis).....	No. 1	82	49	131	1	131	1	1	1	1	179	2,835				
	do	" 2	72	53	125	1	125	1	1	1	3	165					
	do	" 3	90	37	127	1	127	1	1	1	1	172					
	Palace Ward (Quartier du Palais).....	" 4	90	95	185	1	185	1	1	1	1	227	2,354				
	do	" 5	88	71	159	1	159	1	1	1	1	203					
	St. Johns Ward (Quartier St. Jean).....	" 6	50	77	127	2	127	2	2	1	1	156					
	do	" 7	83	99	182	1	182	1	1	1	1	222					
	do	" 8	78	150	228	8	228	8	8	6	6	262	7,747				
	do	" 9	81	161	242	1	242	1	1	2	2	293					
	do	" 10	47	119	166	1	166	1	1	1	1	186					
	do	" 11	38	118	156	1	156	1	1	1	1	179					
	do	" 12	48	108	156	5	156	5	5	1	1	127					
	Montcalm Ward (Quartier Montcalm).....	" 13	65	85	150	1	150	1	1	1	1	187					
	do	" 14	40	56	96	1	96	1	1	1	1	113					
	do	" 15	37	75	112	1	112	1	1	1	1	138	3,941				
	do	" 16	39	38	77	5	77	5	5	5	5	110					
	do	" 17	49	62	111	1	111	1	1	1	1	128					
	do	" 18	73	64	137	1	137	1	1	1	1	160	772				
Totals—Totaux.....			1,150	1,469	2,619	24	2,619	24	24	24	19	3,217	17,649				
				Majority for Langelier, 319.													

Election Returns.

QUEBEC (West—Océst.)	St. Peters Ward (Quartier).....	No. 1	110	61	171	2	1	285	2,639 2,634 3,541 367 9,241
	do	" 2	98	58	166	2	4	214	
	do	" 3	78	43	121			174	
	do	" 4	106	52	158	1	3	218	
	do	" 5	75	33	108			140	
	do	" 6	85	27	112		1	134	
	Champlain Ward (Quartier).....	" 7	74	72	146	3	8	218	
	do	" 8	32	87	119	1	3	176	
	do	" 9	50	106	156		4	201	
	do	" 10	101	47	148		1	178	
	Montcalm Ward (Quartier).....	" 11	76	91	167			235	
	do	" 12	54	50	104	4	1	147	
	do	" 13	91	82	173	2		217	
	Baulieu	" 14	20	14	34			54	
	do	" 15	7	3	10	1		22	
Totals—Total.			1,057	826	1,883	16	26	2,563	
Majority for } R. R. DOBELL, 231. Majorité pour }									
QUEBEC East (Est.)	St. Roch Ward (Quartier).....	No. 1	74	27	101			170	8,986
	do	" 2	95	21	116		1	177	
	do	" 3	54	27	81			143	
	do	" 4	68	20	88	1	3	156	
	do	" 5	67	19	86			131	
	do	" 6	52	23	75	1	1	121	
	do	" 7	59	30	89			150	
	do	" 8	70	34	104		4	157	
	do	" 9	65	21	86	1	1	148	
	do	" 10	69	20	89			140	
Majority for } HON. W. LAURIER. Majorité pour } GEORGE LAURENCE									

RETURN of the Eighth General Election for the House of Commons of Canada.
Rapport sur la Huitième Election Générale pour la Chambre des Communes du Canada.

Electoral Districts. <i>Districts électoraux.</i>	SUBDIVISIONS.	Names of Candidates and for each of them in each Subdivision.		HON. W. LAURIER.	CLEOPHAS LECLERC.	Total Number of Votes polled in each Subdivision.	Nombre total des votes donnés dans chaque subdivision.	Number of rejected Ballots.	Nombre de bulletins écartés.	Number of spoiled Ballots.	Nombre de bulletins maculés.	Number of Voters on the Voters' List in each Subdivision.	Nombre d'électeurs inscrits sur la liste des électeurs dans chaque subdivision.	Population in each Constituency as shown by the last Census.	Population de chaque collège électoral d'après le dernier recensement.	Remarks. <i>Observations.</i>
		Number of Votes polled for each of them in each Subdivision.	Noms des Candidats et nombre de votes donnés pour chacun d'eux dans chaque subdivision.													
BEC. East (Est). Continued. (Suite.)	St. Roch Ward (Quartier)	No. 11	41	18	59	1	1	1	1	3	116					
	do	" 12	76	20	96	1	1	3	1	153						
	do	" 13	39	15	54	1	1	1	1	104						
	do	" 14	46	35	81	1	1	3	3	124						
	do	" 15	63	30	93	1	1	1	1	169						
	do	" 16	54	27	81	1	1	1	1	142						
	do	" 17	60	15	75	1	1	1	1	118						
	do	" 18	84	16	100	1	1	2	2	142						
	do	" 19	64	18	82	1	1	1	1	139						
	do	" 20	63	19	82	1	1	1	1	135						
	do	" 21	58	38	96	2	2	1	1	165						
	do	" 22	53	13	66	5	5	2	2	135						
	do	" 23	62	19	81	2	2	2	2	133						
	do	" 24	61	31	92	1	1	2	2	167						
	do	" 25	25	63	24	87	1	1	2	137						
do	" 26	27	62	15	77	1	1	1	160							
do	" 27	78	26	104	1	1	1	1	184							
do	" 28	28	26	54	1	1	1	1	142							
do	" 28 ^{1/2}	113	43	156	1	1	1	1	228							
do	" 29	67	20	87	1	1	1	1	152							
do	" 30	29	31	29	10	10	1	1	185							
do	" 30 ^{1/2}	30	84	12	96	2	2	2	149							
do	" 30 ^{1/2}	30 ^{1/2}	74	18	92	2	2	2	162							

8,525

Election Returns.

do	31	95	37	132	1	239
do	"	98	27	125	1	220
St. Sauveur	"	32	27	92	2	163
do	"	33	16	125	1	227
do	"	34	33	150	1	250
do	"	35	20	111	1	208
do	"	36	27	99	4	181
do	"	37	25	112	1	220
do	"	38	16	110	1	185
do	"	39	16	110	1	185
do	"	40	18	114	1	219
do	"	41	14	105	3	178
St. Valier	"	42	14	83	3	151
do	"	43	11	52	1	108
do	"	41	11	52	1	108
Totals—Toloux.....		3,202	1,011	4,213	30	7,346
Majority for					41	36,200
Majorité pour						

HON. W. LAURIER, 2,191.

QUEBEC.....(Comté.)								
County (Comté.)								
Ancienne-Lorette.....	No. 1	63	J. J. F. FÉRONY.	138	2	167	2,444	
do	"	124	75	194	1	223		
do	"	75	70	137	1	163		
Beaufort	"	41	62	131	5	181		
do	"	4	50	154	2	195		
do	"	5	57	139	3	201	4,644	
do	"	6	82	128	1	200		
do	"	7	65	128	3	213		
do	"	8	116	154	1	193		
Charlesbourg.....	"	9	72	128	2	152	2,328	
do	"	10	26	91	1	177		
do	"	11	88	140	4	216		
do	"	12	54	152	1	155		
St. Ambroise.....	"	98	38	120	4	167	2,934	
do	"	13	82	121	3	193		
do	"	14	34	121	3	193		
do	"	15	107	137	3	193		
St. Colomb de Sillery.....	"	16	30	40	1	9		
do	"	17	32	40	1	173	2,663	
do	"	18	88	125	3	92		
do	"	19	57	66	1	225		
St. Dunstan.....	"	120	25	145	1	57	216	
do	"	19	20	37	1	57		
St. Félix du Cap Rouge.....	"	17	20	84	1	111	534	
do	"	20	39	84	1	111		
do	"	21	39	84	1	111		

RETURN of the Eighth General Election for the House of Commons of Canada.
Rapport sur la Huitième Election Générale pour la Chambre des Communes du Canada.

Province of QUEBEC. de QUEBEC.	Electorals Districts. Districts électoraux.	SUBDIVISIONS.	Names of Candidates and Number of them in each Subdivision.		Noms des Candidats et nombre de votes donnés pour chacun d'eux dans chaque subdivision.		Total Number of Votes polled in each Subdivision.	Nombre total des votes donnés dans chaque subdivision.	Number of rejected Ballots.	Nombre de bulletins écartés.	Number of spoiled Ballots.	Nombre de bulletins maculés.	Number of Voters on the Voters' List in each Subdivision.	Nombre d'électeurs inscrits sur la liste des électeurs dans chaque subdivision.	Population in each Constituency as shown by the last Census.	Population de chaque collège électoral d'après le dernier recensement.	Remarks. Observations.
			CHS. FITZPATRICK.	J. J. T. FREMONT.													
QUEBEC County (Comté.) Continued. (Suite.)	Ste. Foye	No. 22	71	55	126	4	2	186	1,034								
	do	" 23	31	20	51			86									
	St. Gabriel de Val-artistier	" 24	46	25	71			114	504								
	do West (Ouest).	" 25	68	9	77			154	600								
	Stonham	" 26	60	18	78			68	727								
	Tewkesbury	" 27	35	6	41			58									
	Village Huron	" 28	10	25	35			46	875								
	Totals—Totaux.			1,982	1,058	3,040	39	35	4,278	19,503							

Majority for } CHS. FITZPATRICK, 924.
 Majorité pour }

Election Returns.

RICHÉLIEU	A. A. BRUNEAU	HON. ALP. DESJARDINS	No.	48	33	4,658	20,483
Sorel Town (Ville)	65	75	140	4	3	183	
do do	84	46	130			175	
do do	40	41	81			103	
do do	80	52	132	2	2	226	6,669
do do	88	45	133	4	1	199	
do do	59	58	117	6	12	179	
do do	107	59	166	3		244	
do do	58	41	99	1		145	
do do	53	40	93	3		165	
St. Pierre de Sorel	22	50	72	1	1	148	492
Ste. Anne do	61	62	123	1	1	117	1,213
do do	16	16	73			104	
St. Joseph do	35	35	123			195	1,210
do do	31	38	69	3	3	94	
St. Ours Town (Ville)	57	35	92			122	918
do do	68	61	129	2	1	187	
do do (Paroisse)	66	52	118	3	1	191	1,654
St. Roch do	39	49	88		1	123	1,045
do do	31	34	65	1		113	
do do	37	100	137	6		244	1,532
St. Victoire do	39	59	98		1	190	
do do	51	79	130	2	2	234	1,879
St. Robert do	22	51	161		3	247	
do do	131	30	81		2	122	1,390
St. Louis de Bonsecours Parish (Paroisse)	52	29	88	7	1	129	
do do	58	30	135	1		175	
St. Aimé Village	44	91	141	2		200	2,481
do do (Paroisse)	27	88	141	2		104	
do do	49	21	70				
Totals—Total	1,609	1,475	3,084	48	33	4,658	20,483

Majority for A. A. BRUNEAU, 134.
Majorité pour

RETURN of the Eighth General Election for the House of Commons of Canada.

Rapport sur la Huitième Election Générale pour la Chambre des Communes du Canada.

Electoral Districts. <i>Districts électoraux.</i>	SUBDIVISIONS.	Names of Candidates and Number of Votes polled for each of them in each Subdivision.		Nom des Candidats et nombre de votes donnés pour chacun d'eux dans chaque subdivision.		Total Number of Votes polled in each Subdivision.	Nombre total des votes donnés dans chaque subdivision.	Number of rejected Ballots.	Nombre de bulletins écartés.	Number of spoiled Ballots.	Nombre de bulletins maculés.	Number of Voters on the Voters' List in each Subdivision.	Nombre d'électeurs inscrits sur la liste des électeurs dans chaque subdivision.	Population in each Constituency as shown by the last Census.	Population de chaque collège électoral d'après le dernier recensement.	Remarks. <i>Observations.</i>	
		C. C. CLEVELAND.	M. T. STENSON.	C. C. CLEVELAND.	M. T. STENSON.												
RICHMOND & WOLFE. of QUÉBEC. de QUÉBEC.	Richmond County (Comté).																
	New Rockland	1	56	23	79	110	1	1	1	1	110	246					
	St. François-Xavier of Brompton	2	29	112	141	141	1	1	1	1	141	192	4,322				
	Brompton Gore	3	47	79	126	126	6	6	6	6	187	187					
	Melbourne	4	41	82	123	123	3	3	3	3	176	84					
	do	5	48	72	120	120	1	1	1	1	209	319	2,056				
	do	6	28	29	57	57	1	1	1	1	251	251	1,249				
	Richmond	7	126	83	209	209	1	1	1	1	147	147	2,318				
	do	8	95	78	173	173	1	1	1	1	118	118					
	do	9	65	104	169	169	2	2	2	2	227	227	884				
	Cleveland	10	35	61	96	96	1	1	1	1	214	214	1,609				
	do	11	23	63	86	86	1	1	1	1	178	178					
	do	12	49	76	125	125	2	2	2	2	190	190	1,133				
	do	13	23	44	67	87	1	1	1	1	126	126					
	do	14	44	124	64	168	1	1	1	1	190	190					
	do	15	108	63	171	171	1	1	1	1	333	333					
	Danville	16	53	90	143	143	2	2	2	2	1,609	1,609					
	Brompton Falls	17	44	86	130	130	1	1	1	1							
	St. George de Windsor	18	53	86	139	139	1	1	1	1							
do do Village	19	49	139	188	188	3	3	3	3								
Stoke																	Not mentioned in Census. — Non mentionné dans le recensement.

Election Returns.

Windsor Mills.....	20	103	23	126	1	4	163	1,591
do	21	111	38	149	183	967
do Township (Canton).....	22	90	77	167	276	
Wolfe County (Comté).								
Dudswell.....	23	48	54	102	2	164	2,143
do	24	87	36	123	15	2	242	
do	25	47	63	110	176	
do	26	109	52	161	3	257	
do	27	63	35	98	2	169	2,219
Lake Weeton.....	28	40	24	64	2	89	
Stratford	29	44	48	92	146	723
Garthby.....	30	35	126	161	3	2	207	1,793
D'Israël	31	66	104	170	1	213	
Wolfestown	32	28	39	67	1	94	
do Village	33	68	106	173	213	1,024
St. Fortunat.....	34	58	81	139	198	
Ham, North (Nord) Village.....	35	106	70	176	3	229	1,530
do	36	24	68	92	1	117	
do	37	56	34	90	1	157	567
St. Adrien	38	30	38	68	87	
Watton	39	61	42	103	2	140	2,016
do Village.....	40	92	54	146	4	190	
do	41	92	69	161	207	939
St. Camille	41	92	69	161	207	
Ham, South (Sud).....	42	70	38	108	1	159	594
Totals—Totalur.....	2,544	2,782	5,326	47	49	7,724	29,817	Population, 31,347.

Not mentioned in Census.
—Non mentionné dans le recensement.

Majority for } M. T. STENSON, 238.
Majorité pour }

RETURN of the Eighth General Election for the House of Commons of Canada.

Rapport sur la Huitième Election Générale pour la Chambre des Communes du Canada.

Electoral Districts. <i>Districts électoraux.</i>	SUBDIVISIONS.		Names of Candidates and Number of Votes polled for each of them in each Subdivision.	J. B. R. FISER.	Louis TACHE. nombre de votes donnés pour chacun d'eux dans chaque subdivision.	Total Number of Votes polled in each Subdivision.	Nombre total des votes donnés dans chaque subdivision.	Number of rejected Ballots. <i>Nombre de bulletins écartés.</i>	Number of spoiled Ballots. <i>Nombre de bulletins maculés.</i>	Number of Voters on the Voters' List in each Subdivision.	Nombre d'électeurs inscrits sur la liste des électeurs dans chaque subdivision.	Population in each Constituency as shown by the last Census. <i>Population de chaque collège électoral d'après le dernier recensement.</i>	Remarks. <i>Observations.</i>
	Province of QUEBEC. <i>de QUÉBEC.</i>												
RIMOUSKI.....	St. Mathieu.....	No. 1	53	24	77	1	90	846					
	do	" 2	32	10	42		51						
	St. Simon.....	" 3	75	68	143	4	178	998					
	St. Fabien.....	" 4	102	38	140	2	173	1,994					
	do	" 5	91	19	110		145						
	Bic.....	" 6	81	67	148	2	201	1,990					
	do	" 7	44	55	99		128						
	St. Valérien.....	" 8	49	54	103		123	814					
	Sacré-Cœur.....	" 9	59	37	96		119	668					
	Rimouski Town (<i>Ville</i>).....	" 10	36	32	68		96	1,429					
	do	" 11	40	48	88		118						
	do	" 12	12	45	57	1	80	1,220					
	Parish (<i>Paroisse</i>).....	" 13	36	66	102		143						
	do	" 14	69	57	126	1	151	595					
	do	" 15	24	26	50	1	62	324					
	St. Blandine.....	" 16	55	89	144		178	942					
	Pointe-aux-Pères.....	" 17	35	46	81		73	247					
	St. Anaclet.....	" 18	43	15	58		74	1,375					
	Neigette.....	" 19	86	38	124	1	147	760					
	St. Luce.....	" 20	73	21	94	4	143						
	do	" 21	62	51	113	2	161	937					
	St. Donat.....	" 22	23	12	35		36						
	St. Gabriel.....	" 23											
	Canton Massé.....	" 24											

Election Returns.

Ste. Flavie	23	48	35	78	1			213	1,296
do	23 ^a	63	33	96				
Mont-Joli	24	36	70	106	1		127	742
Ste. Angèle	25	61	93	154	1		197	1,231
St. Joseph	26	36	20	56	1		74	401
St. Octave de Méts.	27	37	61	98	3		129	
do	28	73	53	126	3		163	2,523
do	29	42	67	109	1		147	
do	30	48	42	90	1		111	587
St. Moïse	31	106	24	130	1		199	1,881
Sandy-Bay	32	52	49	101	3		143	
do	33	46	57	103	1	2	134	863
St. Pamase	34	60	24	84	2	5	125	
St. Uric	35	69	44	113	1	1	161	1,704
do	36	57	31	88	113	
Matane	37	51	36	87	114	2,025
do	38	61	22	83	2	121	
do	39	27	49	76	93	551
Tessier	40	83	38	121	2		198	1,064
Ste. Félicité	41	49	33	82	115	
Cherbourg	42	17	38	55	68	739
Dalibaire	43	14	23	37	42	425
Romieux	44	25	123	148	3	177	236
Cedar Hall	45	24	34	58	3	4	80	
Sayabec	46	40	76	116	1	1	243	1,918
Aniqui	46 ^a	32	36	68	98	155
do	47	29	48	77		
Causapscaal									
Totals—Totaux		2,443	2,177	4,620	35	40		6,055	33,430

Majority for } J. B. R. FISSET, 266.
Majorité pour }

RETURN of the Eighth General Election for the House of Commons of Canada.

Rapport sur la Huitième Election Générale pour la Chambre des Communes du Canada.

Electoral Districts. <i>Districts électoraux.</i>	Province of QUEBEC. <i>de QUÉBEC.</i>	SUBDIVISIONS.		Names of Candidates and Number of Votes polled for each of them in each Subdivision.	J. A. FOURNIER.	Total Number of Votes polled in each Subdivision.	Number total des votes donnés dans chaque subdivision.	Number of rejected Ballots. <i>Nombre de bulletins écartés.</i>	Number of spoiled Ballots. <i>Nombre de bulletins maculés.</i>	Number of Voters on the Voters' List in each Subdivision.	Nombre d'électeurs inscrits sur la liste des électeurs dans chaque subdivision.	Population in each Constituency as shown by the last Census. <i>Population de chaque collège électoral d'après le dernier recensement.</i>	Remarks. <i>Observations.</i>
		L. P. BRODEUR.	J. A. FOURNIER.										
ROUVILLE.....		Village St. Césaire.....	No. 1	111	20	131	3	196	1,021		
		Parish (<i>Paroisse</i>) St. Césaire.....	" 2	77	12	89	137	1,623			
		do	" 3	68	20	88	2	131	832		
		do	" 4	70	15	83	2	195	311		
		do	" 5	70	29	99	1	67	1,874		
		Village Canrobert	" 6	23	7	30	1	77			
		Parish (<i>Paroisse</i>) Ange Gardien.....	" 7	63	21	84	1	129			
		do	" 8	40	10	50	2	77			
		do	" 9	64	12	76	1	122			
		do	" 10	40	18	58	94			
		do	" 11	71	10	81	1	131	1,873		
		do	" 12	52	21	73	2	111	1,266		
		do	" 13	96	21	117	1	224	1,357		
		Village Marieville.....	" 14	54	84	138	6	245			
		Parish (<i>Paroisse</i>) Ste. Marie	" 15	20	60	80	1	131			
		do	" 16	26	23	49	110			
		do	" 17	18	30	48	92	1,325		
		do	" 18	16	52	68	2	80	569		
		do	" 19	60	65	125	1	205	530		
		do	" 20	28	43	71	5	99	725		
		Village Richelieu.....	" 21	15	34	49	1	85			
		Parish (<i>Paroisse</i>) St. Mathias.....	" 22	75	37	112	2	171			

Election Returns.

do	St. Jean-Baptiste	23	102	37	139	2	1	252	1,455			
do	do	24	44	29	73		3	163				
do	do	25	125	28	153			211	1,251			
do	St. Hilaire	26	72	2	74			128				
do	do	27	63	38	101	2	4	150				
do	St. Pré	28	56	48	104			154				
do	do	29	69	31	100	1	1	140	3,342			
do	do	30	73	4	77	7	3	121				
do	do	31	79	11	90		1	156				
	Totals—Total.		1,840	870	2,710	30	41	4,439	19,354			
	Majority for) L. P. BRODEUR, 970. Majorité pour)											
St. HYACINTHE	M. E. BERNIER, Acclamation							4,755	21,135			
St. JOHNS & IBERVILLE												
		No.	Frs. BÉCHARD	P. H. ROY								
St. Alexandre		1	79	24	103		1	184	2,101			
do		2	111	27	138		9	271				
Iberville Town (Ville)		3	78	53	131	2	4	216	1,710			
do		4	58	43	101		7	191				
St. Athanase		5	14	19	33		1	52	1,028			
do		6	48	32	80	1		152				
St. Sébastien		7	66	51	117	2	9	145	1,495			
do		8	30	100	130		1	176				
Henriville		9	19	74	93	2	2	150	1,324			
do		10	19	69	88	3	1	154				
Ste. Brigide		11	88	30	118			205	2,083			
do		12	101	54	155	2	3	223				
St. Grégoire		13	73	29	102			161	1,377			
do		14	106	46	152	3	3	211				
Sabrevois		15	23	108	131		2	198	775			
St. Blaise		16	40	23	63			109				
do		17	35	25	60			100				
N. D. de Stanbridge		18	59	13	72	2		203	1,245			
do		19	52	27	79			165				
N. D. des Anges Stanbridge		20	32	33	65			112	376			

Not mentioned in Census.
—Non mentionné dans le recensement.

RETURN of the Eighth General Election for the House of Commons of Canada.
Rapport sur la Huitième Election Générale pour la Chambre des Communes du Canada.

Electoral Districts. <i>Districts électoraux.</i>	SUBDIVISIONS.	Names of Candidates and for each of them in each Subdivision.		Total Number of Votes polled in each Subdivision.	Number of rejected Ballots.	Number of spoiled Ballots.	Number of Voters on the Voters' List in each Subdivision.	Nombre d'électeurs inscrits sur la liste des électeurs dans chaque subdivision.	Population in each Constituency as shown by the last Census.	Population de chaque collège électoral d'après le dernier recensement.	Remarks. <i>Observations.</i>	
		Frs. BÉCHARD.	P. H. ROY.									
Province of QUEBEC. de QUÉBEC.	St. Johns & IBER- VILLE.	No. 21	74	148	3	2	227	1,788				
	do	" 22	36	56	1	1	98	801				
	St. Luc.	" 23	90	105	1		172	1,568				
	St. Marguerite de Blairfindie.	" 24	10	12			25					
	do	" 25	107	147			216					
	St. Jean Parish (Paroisse).	" 26	51	72			128					
	do	" 27	34	39			89					
	St. Jean Town (Ville).	" 28	53	60			237					
	do	" 29	16	41			126					
	do	" 30	38	21			142					
	do	" 31	50	47			241					
	do	" 32	37	29			186					
	do	" 33	66	62			230					
	do	" 34	56	41			281					
Totals—Totaux.			1,849	3,191	34	57	*5,834	4,722			*Error, should be 5,837. Erreur, devrait être 5,837.	
		Majority for <i>Majorité pour</i> } Frs. BÉCHARD, 507.										

Election Returns

SHEFFORD	No.	C. H. PAR- MELEE.	P. J. L. PELTIER.	1	2	158	177	36	28	6,228	29,516
Bonssecours.....	1	35	82			117					
Stc. Anne.....	2	53	73		2	205					
Lawrenceville.....	3	26	65			142					
Stokely, South (Sud).....	4	117	32	2	1	149				3,130	
do 5th Range (5e Rang).....	5	27	26	3	1	33				86	
Shefford, West (Ouest).....	6	27	31	3	3	58				3,241	
Beauregard Corner.....	7	62	31		1	139					
Warden.....	8	121	16			204					
Stanby.....	9	59	13	3	1	105					
Waterloo Depot Square.....	10	66	13	3		126				1,733	
do.....	11	68	55			183					
do North (Nord).....	12	93	26	2	2	164					
Granby.....	13	85	85	4	2	288					
do.....	14	75	120		2	311				4,505	
do.....	15	82	35		2	229					
do.....	16	83	35		4	181					
St. Alphonse.....	17	44	37	5		101				183	
Canaan.....	18	60	13			127					
Mawcook.....	19	36	24	2		111					
Milton Corner.....	20	39	81		5	212				1,496	
do 5th Range (5e Rang).....	21	46	35			131				1,906	
St. Valerien.....	22	73	103	1	1	283					
Egypt.....	23	70	88	1		254					
Roxton Pond Village.....	24	17	26			77				908	
do 3rd Range (3e Rang).....	25	34	14			48					
Rullin's Hill.....	26	91	16		1	107					
Stc. Prudentienne.....	27	26	40			66					
Martin's Corner.....	28	76	7			83				1,832	
St. Joachim.....	29	51	51		2	102					
Roxton.....	30	68	36			104					
do.....	31	50	55	1	2	105					
do.....	32	29	19			48				175	
do Village.....	33	48	49	2		97				74	
do do.....	34	25	16			41				139	
Valkcourt.....	35	20	89			109				75	
Boscobel.....	36	36	58	1		94				133	
Racine.....	37	45	53			98				125	
Dalling.....	38	39	20			89				127	
Bethel.....	39	89	38	2	1	127				89	
Totals—Totaux.....		2,191	1,726	36	28	3,917				186	
										6,228	29,516

Many places not men-
 tioned in Census—Pla-
 ces qui n'ont pas été
 mentionnées dans le re-
 censement.

Population, 23,263.

Majority for C. H. PARMELEE, 465.
 Majorité pour

RETURN of the Eighth General Election for the House of Commons of Canada.
Rapport sur la Huitième Election Générale pour la Chambre des Communes du Canada.

Province of QUEBEC. de QUÉBEC.	Electoral Districts. Districts électoraux.	SUBDIVISIONS.		Names of Candidates and Number of Votes polled for each of them in each Subdivision.	HON. W. B. IVES.	HON. HENRY AYLMER.	Total Number of Votes polled in each Subdivision.	Number of rejected Ballots.	Number of spoiled Ballots.	Number of Voters on the Voters' List in each Subdivision.	Nombre d'électeurs inscrits sur la liste des électeurs dans chaque subdivision.	Population in each Constituency as shown by the last Census.	Population de chaque collège électoral d'après le dernier recensement.	Remarks. Observations.							
		Township (Canton)	No.																		
SHERBROOKE		Township (Canton) Oxford	1	32	32	43	64	2	1	134	1,097										
		do do A to G.	2	34	34	77	1	149													
		do do H to V.	2a	44	30	74	130														
		Oxford	3	31	18	49	71														
		do	4	34	29	63	88														
		Lennoxville Village	5	47	34	81	119														
		do	6	47	39	86	133														
		Sherbrooke A to L.	7	52	26	78	129														
		do M to W.	7a	32	19	51	92														
		do	8	29	74	103	171														
		do	9	59	74	133	187														
		do A to H.	10	41	48	89	153														
		do I to Y.	10a	31	46	77	121														
		do	11	59	46	105	183														
		do A to L.	12	44	41	85	171														
do M to Y.	12a	26	25	51	99																
do A to C.	13	61	33	94	139																
do D to F.	13a	44	13	57	89																
do G to L.	14	69	42	111	172																
do M to O.	14a	37	14	51	81																
do P to S.	15	47	21	68	129																
do T to Y.	15a	51	8	59	87																

Election Returns.

do	52	47	99	2	58
do	16	11	31	1	57
A to C	"	65	103	1	162
P to W	"	53	107	1	162
A to H	"	45	74	1	120
I to W	"	31	66	1	104
Ascot Township (Canton) A to L	"	32	107	1	188
do do do do do do do do do do do do do do do	"	33	93	1	152
M to W	"	53	122	1	196
do do do do do do do do do do do do do do do do	"	27	61	4	94
do do do do do do do do do do do do do do do do	"	35	87	1	165
do do do do do do do do do do do do do do do do	"	33	43	3	96
do do do do do do do do do do do do do do do do	"	24		2	
Totals— <i>Totaux</i>					
	1,478	1,221	2,699	30	4,481
3,934					
16,088					
Majority for } Hon. W. B. IVES, 257. Majorité pour }					
Soulanges	AUGUSTIN BOURBONNAIS	LIZBARD LANTIER	123	1	161
do			197		225
Village of Coteau Landing			172		221
St. Clot Village			191	2	163
Parish (Paroisse) St. Ignace de Coteau du Lac			55	1	67
do do do do do do do do do do do do do do do do			191	1	227
Village of Soulanges			116	1	136
Parish (Paroisse) of St. Joseph			93	2	145
do do do do do do do do do do do do do do do do			128	1	180
St. Zotique			46	1	110
do do do do do do do do do do do do do do do do			85	2	206
St. Polycarpe Village			58	1	99
Parish (Paroisse) of St. Polycarpe			166	2	158
do do do do do do do do do do do do do do do do			75	1	148
St. Te'sephore			37	3	148
do do do do do do do do do do do do do do do do			116	1	190
do do do do do do do do do do do do do do do do			149	9	
Totals— <i>Totaux</i>					
	1,654	861	1,915	19	2,436
Population, 9,608.					
Majority for } AUGUSTIN BOURBONNAIS, 193. Majorité pour }					

RETURN of the Eighth General Election for the House of Commons of Canada.

Rapport sur la Huitième Election Générale pour la Chambre des Communes du Canada.

Electoral Districts. <i>Distriets électoraux.</i>	SUBDIVISIONS.		Names of Candidates and Number of Votes polled for each of them in each Subdivision.	ALVAN MOORE.	TIMOTHY BYRON.	Total Number of Votes polled in each Subdivision.	Nombre total des votes donnés dans chaque subdivision.	Number of rejected Ballots.	Nombre de bulletins écartés.	Number of spoiled Ballots.	Nombre de bulletins maculés.	Number of Voters on the Voters' List in each Subdivision.	Nombre d'électeurs inscrits sur la liste des électeurs dans chaque subdivision.	Population in each Constituency as shown by the last Census.	Population de chaque collège électoral d'après le dernier recensement.	Remarks. <i>Observations.</i>	
	of QUEBEC.	de QUÉBEC.															
STANSTEAD	Barford, North (Nord)	No. 1	35	78	113	1	113					223	1,631				
	do South (Sud)	" 2	50	98	148		148				2	264					
	Township (Canton) of Barnston, Barnston Corner	3	70	63	133		133						186				
	Township (Canton) of Barnston, Heathton	4	87	44	131		131	3					163				
	do do	5	47	21	68		68						108	2,634			
	do do											1	91				
	Mills	6	26	35	61		61						144				
	Township (Canton) of Barnston, Stanhope	7	34	62	96		96	6					144				
	Coaticook, South Ward (Quartier Sud)	8	101	82	183		183	1					263				
	do East Ward (Quartier Est)	9	72	71	143		143				1		254	3,085			
	do Centre Ward (Quartier Centre)	10	60	60	120		120				1		134				
	do North Ward (Quartier Nord)	11	55	44	99		99						152				
	Dixville Village	12	66	37	103		103						130	514			
	Township (Canton) of Hatley, East (Est)	13	69	70	139		139						182				
	Township (Canton) of Hatley, Ayer's Flat	14	68	46	114		114				1		151				
	do do North (Nord)	15	57	90	147		147	3			3		200	2,577			
	Township (Canton) of Hatley, Kateville	16	48	71	119		119						178				
	Magog Town (Ville)	17	128	28	156		156	3					265				
do	18	115	41	156		156						265	2,100				

Election Returns.

	19	20	1	5	242	7(5)
do	98	40	138	1	242	
Township (Canton) Magog, West (Ouest)	41	26	67		114	
do do East (Est)	90	41	131	1	201	7(5)
do do Stanstead, Georgeville	41	55	96	1	153	
do do do Fitchbay	22	49	136		205	
do do do Marlinton	23	37	72		128	
do do do Smith's Mills	24	68	110		176	3,684
do do do do	25	47	121	1	195	
do do do do	81	40	121		154	
do do do do	27	42	88	1	230	600
do do do do	46	25	153	1	178	
Stanstead Plain Village	28	15	134	1	184	
Rock Island Village	119	15	112			
Beebe Plain Village	60	52	112			
Totals—Totaux	2,018	1,583	3,601	20	5,621	18,067
Majority for } A. H. MOORE, 485. Majorité pour }						
	PAUL ETIENNE GRANIBOIS.	CHARLES EUGÈNE FOUILLOT.				
TEMISCOUATA.						
Parish (Paroisse) St. Patrice de la Rivière du Loup	1	107	138	1	205	788
Parish (Paroisse) Notre Dame du Portage	2	61	97	2	131	477
do do St. George de Cacouna	3	79	117		178	869
Village St. George de Cacouna	4	34	76		131	620
Parish (Paroisse) St. Arsène	5	79	170	1	245	1,213
do do St. Jean-Baptiste de Isle Verte	6	57	127		190	
Parish (Paroisse) St. Jean-Baptiste de Isle Verte	7	42	88	2	140	2,415
Parish (Paroisse) St. Jean-Baptiste de Isle Verte	8	71	89		114	
Parish (Paroisse) St. Eloi	9	79	148		201	913
do do St. Hubert	10	59	105	1	138	860
do do St. Cyprien	11	43	55	1	70	575
do do St. Clément	12	91	122	1	147	833
Township (Canton) Raouot	13	4	12		15	1,055
do do Bégon	14	45	140		181	812
Parish (Paroisse) St. Françoise	15	34	83		140	704
do do St. Paul de la Croix	16	34	102	3	126	745

Not mentioned in Census
—Non mentionné dans
le recensement.

RETURN of the Eighth General Election for the House of Commons of Canada.

Rapport sur la Huitième Election Générale pour la Chambre des Communes du Canada.

Province of QUEBEC. de QUÉBEC.	Electoral Districts. Districts électoraux.	SUBDIVISIONS.	Names of Candidates and Number of Votes polled for each of them in each Subdivision.		CHARLES EUGÈNE POULIOT.	Total Number of Votes polled in each Subdivision.	Nombre total des votes donnés dans chaque subdivision.	Number of rejected Ballots.	Nombre de bulletins écartés.	Number of spoiled Ballots.	Nombre de bulletins maculés.	Number of Voters on the Voters' List in each Subdivision.	Nombre d'électeurs inscrits sur la liste des électeurs dans chaque subdivision.	Population in each Constituency as shown by the last Census. Population de chaque collège électoral d'après le dernier recensement.	Remarks. Observations.
			PAUL ETIENNE GRANDBOIS.	CHANGES EUGÈNE POULIOT.											
TÉMISCOUATA. Continued. (Suite.)		Township (Canton) Viger.....	No. 17	17	20	37	3	3	3	104	1,158	Not mentioned in Census. —Non mentionné dans le recensement.			
		do do.....	18	28	38	66				95					
		do do.....	19	32	68	100				148					
		Parish (Paroisse) St. Antonin.....	20	54	113	167	1	1	1	154	1,079				
		do do.....	21	57	57	114				72	764				
		Township (Canton) St. Modeste.....	22	23	36	59	1	1	1	72	804				
		Parish (Paroisse) St. Armand.....	23	51	101	152				182	804				
		Parish (Paroisse) St. Louis du Ha! Ha!.....	24	16	23	39				54	330				
		Township (Canton) Cabano.....	25	101	98	199				270	1,393				
		Parish (Paroisse) Notre-Dame du Lac.....	26	57	63	120				151	800				
		do do.....	27	11	12	23				24					
		Township (Canton) Ste Rose du Dégele.....	27	11	12	23				24					
		do do.....	28	5	7	12				10					
		Parish (Paroisse) Notre-Dame des Sept-Dou- leurs.....	29	37	17	54				69	291				
		do do.....	30	55	52	107				179					
		Parish (Paroisse) Trois-Pistoles.....	31	39	82	121	1	1	22	159	2,495				
		do do.....	32	36	73	109	3	3		150					
		do do.....	33	33	82	115	1	1		211					
		Town of (Ville) Fraserville.....	34	46	97	143	3	3	7	243	4,175				
		do do.....	35	93	37	130	3	3	4	198					
do do.....	36	94	30	124				169							

Election Returns.

do	do	37	67	26	93	1	50	131				
Totals— <i>Totaur.</i>			1,604	2,171	3,775	24	50	5,345				25,098
Majority for } C. E. POUILLOT, 567. Majorité pour }												
TERREBONNE			L. A. CHAUVIN.	P. F. C. PETIT.								
Terrébonne Town (<i>Ville</i>)	No.	1	88	68	148	1	12	186				1,457
do	"	2	97	56	153	12	1	151				
do	"	3	34	67	101	1	1	168				
do	"	4	65	40	105	1	1	163				1,662
do	"	5	84	25	109	1	1	178				
do	"	6	60	69	129	1	1	225				1,483
do	"	7	103	49	152	1	3	266				1,056
do	"	8	120	53	173	1	1	165				
St. Janvier	"	9	59	60	119	1	1	157				2,868
do	"	10	58	58	116	1	1	118				
do	"	11	39	44	83	1	1	161				1,961
do	"	12	31	76	107	1	1	261				
do	"	13	74	124	198	1	1	259				1,717
do	"	14	19	177	196	1	1	175				
do	"	15	28	85	123	1	1	277				1,255
do	"	16	57	103	160	4	1	22				204
do	"	17	9	5	14	1	1	287				1,460
do	"	18	142	59	201	3	8	190				1,493
do	"	19	85	48	133	1	1	195				1,703
do	"	20	79	47	126	1	1	137				725
do	"	21	69	23	92	1	1	247				856
do	"	22	96	46	142	1	3	176				694
do	"	23	71	33	104	1	1	181				689
do	"	24	55	53	108	1	2	250				1,144
do	"	25	91	102	193	1	1	142				
do	"	26	39	52	91	1	1	197				
do	"	27	67	70	137	1	1	135				
do	"	28	51	32	83	1	1	135				
Totals— <i>Totaur.</i>			1,862	1,734	3,596	34	21	5,260				22,406
Majority for } L. A. CHAUVIN, 128. Majorité pour }												
Population, 23,128.												

RETURN of the Eighth General Election for the House of Commons of Canada.
Rapport sur la Huitième Election Générale pour la Chambre des Communes du Canada.

Electoral Districts. <i>Districts électoraux.</i>	SUBDIVISIONS.	No.	Names of Candidates and Number of Votes polled for each of them in each Subdivision.		Total Number of Votes polled in each subdivision.		Number of rejected Ballots. <i>Nombre de bulletins écartés.</i>	Number of spoiled Ballots. <i>Nombre de bulletins maculés.</i>	Number of Voters on the Voters' List in each Subdivision.	Population in each Constituency as shown by the last Census. <i>Population de chaque collège électoral d'après le dernier recensement.</i>	Remarks <i>Observations.</i>
			SIR A. P. CARON.	DR. L. P. FISSET.	Names of Candidates for each of them in each subdivision.	Number of votes donnés pour chacun d'eux dans chaque subdivision.					
THREE RIVERS AND (Trois Rivières et) ST. MAURICE.	Three Rivers Town (Ville)	1	103	55	158	3	1	206	8,334		
	do	2	119	86	195			251			
	do	3	110	83	196			252			
	do	4	86	72	158	1	3	218			
	do	5	84	69	153			194			
	do	6	72	71	143			181			
	do	7	43	107	107	3		147			
	do	8	57	89	126	5	2	187			
	do	9	66	99	71			120			
	Banlieue	10	80	15	95			147	1,366		
	Pointe du Lac	11	86	12	98			155	908		
	do	12	63	51	117			180			
	Yamachiche Village.	13	76	34	110		1	171	2,025		
	do Parish (Paroisse)	14	53	40	93			126			
	do	15	63	38	101			122			
	do	16	55	97	152	1	2	181	972		
	St. Sévère	17	97	82	179			222	2,014		
	St. Barnabé	18	96	60	156	3		138	835		
	do	19	25	109	84		3	174	74		
	St. Elie	20	20	38	58		2	74	233		
	St. Mathieu	21	56	82	138			168			
Shawenegan											

Election Returns.

	35	81	116	167	Not mentioned in Census —Non mentionné dans le recensement.
do	22	81	116	167	2,166
do	23	99	145	204	
St. Etienne	23	46	145	204	
do	24	85	127	191	
do	25	42	127	191	
Three Rivers Parish (Paroisse)	25	10	25	125	500
Totals—Totaluz.	1,691	1,422	3,113	4,361	19,353
Majority for } SIR A. P. CARON, 269. Majorité pour }					
J. A. C. ETHIER.					
JOS. GIBOUARD.					
TWO MOUNTAINS. (Deux Montagnes.)					
Village de Ste Scholastique.	No. 1	36	149	196	834
Parish (Paroisse)	2	47	122	168	1,770
do	3	22	170	194	
do	4	100	173	222	1,090
do	5	30	111	171	639
St. Monique.	6	25	49	92	685
St. Canut.	7	99	201	248	1,217
St. Colomban.	8	68	158	186	990
St. Hermas.	9	21	138	194	1,466
St. Placide.	10	81	192	269	1,153
L'Annonciation.	11	45	144	192	1,385
St. Joseph.	12	19	92	149	960
St. Benoit.	13	73	155	209	
do	14	51	122	162	
Village St. Eustache.	15	74	148	183	1,796
Parish (Paroisse) St. Eustache.	16	42	98	127	
do	17	42	87	115	
do	18	74	139	210	1,328
St. Augustin.					
do					
do					
Totals—Totaluz.	1,231	1,217	2,418	3,287	15,027
Majority for } JOSEPH ARTHUR C. ETHIER, 14. Majorité pour }					
(As declared by the Returning Officer. { Tel que déclaré par l'officier-rapporteur.					

RETURN of the Eighth General Election for the House of Commons of Canada.
Rapport sur la Huitième Election Générale pour la Chambre des Communes du Canada.

Electoral Districts. Districts électoraux.	SUBDIVISIONS.	Names of Candidates and Number of Votes polled for each of them in each Subdivision.		Noms des Candidats et nombre de votes donnés pour chacun d'eux dans chaque subdivision.		Total Number of Votes polled in each Subdivision.	Nombre total des votes donnés dans chaque subdivision.	Number of rejected Ballots.	Nombre de bulletins rejetés.	Number of spoiled Ballots.	Nombre de bulletins gâtés.	Number of Voters on the Voters' List in each Subdivision.	Nombre d'électeurs inscrits sur la liste des électeurs dans chaque subdivision.	Population in each Constituency as shown by the last Census.	Population de chaque collège électoral d'après le dernier recensement.	Remarks. Observations.		
		J. A. C. ETHIER.	JOS. GIBOYARD.	J. A. C. ETHIER.	JOS. GIBOYARD.													
TWO MOUNTAINS. (Deux Montagnes.) Continued. (Suite.)	Upon a recount by a Judge. (Sur nouveau dévouillement par un juge).—																	
	Polling Divisor	No.	1	36	149	1	1	1	1	1	1	1	1	1	1	1	1	
	do	"	2	47	121	1	1	1	1	1	1	1	1	1	1	1	1	1
	do	"	3	148	22	170	4	4	4	4	4	4	4	4	4	4	4	4
	do	"	4	73	100	173	2	2	2	2	2	2	2	2	2	2	2	2
	do	"	5	80	29	109	2	2	2	2	2	2	2	2	2	2	2	2
	do	"	6	24	25	49	2	2	2	2	2	2	2	2	2	2	2	2
	do	"	7	99	102	201	2	2	2	2	2	2	2	2	2	2	2	2
	do	"	8	68	90	158	8	8	8	8	8	8	8	8	8	8	8	8
	do	"	9	21	114	135	1	1	1	1	1	1	1	1	1	1	1	1
	do	"	10	81	110	191	1	1	1	1	1	1	1	1	1	1	1	1
	do	"	11	44	99	143	1	1	1	1	1	1	1	1	1	1	1	1
	do	"	12	19	73	92	1	1	1	1	1	1	1	1	1	1	1	1
	do	"	13	101	54	155	1	1	1	1	1	1	1	1	1	1	1	1
	do	"	14	51	70	121	1	1	1	1	1	1	1	1	1	1	1	1
	do	"	15	74	74	148	1	1	1	1	1	1	1	1	1	1	1	1
	do	"	16	42	56	98	1	1	1	1	1	1	1	1	1	1	1	1
do	"	17	47	45	87	1	1	1	1	1	1	1	1	1	1	1	1	

Election Returns.

do	18	73	64	137
Totals—Totaux.....		1,227	1,210	2,437	20	18	
Majority for } JOSEPH A. C. ETHIER, 17. (As declared by the Judge. Majorité pour } <i>Tel que déclaré par le juge.</i>							
VAUDREUIL		H. S. HARWOOD.	Alfred Séguin.				
Vaudreuil	No. 1	45	52	97	1	140
do	" 2	73	17	90	120
do	" 3	15	8	23	36
do	" 4	32	24	56	2	78
Village	" 5	62	20	82	2	108
Ile Perrot	" 6	63	40	103	1	152
do	" 7	58	42	100	2	162
Como	" 8	56	66	122	2	182
Rigaud Village	" 9	38	24	62	1	87
do	" 10	71	40	111	158
do	" 11	56	29	85	1	147
Point Fortune	" 12	46	12	58	88
Très Ste. Rédemption	" 13	33	37	70	119
Ste. Marthe	" 14	89	34	123	153
do	" 15	37	44	141	1	180
do	" 16	31	7	38	50
Newton	" 17	22	30	52	79
do	" 18	62	82	144	203
do	" 19	101	74	175	1	257
St. Lazare	" 20	113	44	157	2	217
do	" 21	90	47	137	6	186
Dorion	" 22	43	28	71	92
Totals—Totaux		1,286	801	2,087	13	16	3,006
							1,563
							427
							858
							400
							673
							1,552
							322
							526
							1,610
							1,536
							1,325
							Not mentioned in Census
							Non mentionné dans
							le recensement.
							10,792
							3,006
Majority for } H. S. HARWOOD, 495. Majorité pour }							

RETURN of the Eighth General Election for the House of Commons of Canada.
Rapport sur la Huitième Election Générale pour la Chambre des Communes du Canada.

Province of QUEBEC. de QUEBEC.	Electoral Districts. Districts électoraux.	SUBDIVISIONS.	Names of Candidates and Number of Votes polled for each of them in each Subdivision.	J. M. McDUGALL.		Total Number of Votes polled in each Subdivision.	Nombre total des votes donnés dans chaque subdivision.	Number of rejected Ballots. Nombre de bulletins écartés.	Number of spoiled Ballots. Nombre de bulletins manqués.	Number of Voters on the Voters' List in each Subdivision.	Nombre d'électeurs inscrits sur la liste des électeurs dans chaque subdivision.	Population in each Constituency as shown by the last Census. Population de chaque collège électoral d'après le dernier recensement.	Remarks. Observations.
				C. R. DEVLIN.	J. M. McDUGALL.								
WRIGHT		City (Ville) of Hull	No. 1	45	102	147	10	1	1	232	11,264		
		do	2	99	45	144				187			
		do	3	115	84	199		2		283			
		do	4	74	88	162	2			259			
		do	5	110	63	173		3		255			
		do	6	106	53	159		2		237			
		do	7	132	70	202	5	1		286			
		do	7 ^{1/2}	156	36	192	3	2		290			
		do	8	85	62	147	2			214			
		do	8 ^{1/2}	84	40	124	1			191			
		do	9	101	57	158	4	1		222			
		do	10	92	62	154	1			205			
		do	11	81	41	122		1		172			
		do	11 ^{1/2}	55	55	110		6		270			
		Town (Ville) of Aylmer	12	45	127	172				239			
		do	13	25	70	95			1	136			
		Maniwaki	14	37	58	95		1		139			
		do	15	35	65	100			3	159			
		Eardley	16	37	82	119				179			
do	17	54	46	100			2	235					
Wakefield	18	33	26	59			3	110					
do	19												
		East (Est)											

Election Returns.

Masham	20	115	26	141	2	6	209	2,103
do	21	29	50	79	6	163	431
Northfield	22	23	52	52	71	1,220
Egan	23	34	83	117	103	835
do	24	17	51	68	2	175	522
Aylwin	25	27	84	111	3	145	990
Hincks	26	85	19	104	2	189	515
Bouchette	27	106	38	144	128	2,964
Aumond	28	45	49	94	152
Templeton, West (Ouest)	29	15	84	99	6	188
do	30 ¹	88	11	99	3	204
do	30	72	38	110	143
do	30 ²	35	29	64	3	65	317
do	31	15	27	42	255	4,325
Bowman	31	15	27	42	1	1	163	1,255
Hull, South (Sud)	32	52	93	93	205
do	33	32	61	128	4	1	155
Lowe	34	101	27	128	125	1,520
do	35	60	7	67	85
Gatineau Point	36	48	60	108	31
do	36 ¹	53	36	89	156
Hull, West (Ouest)	37	37	17	54	1	1	173
do	37	11	10	21	7	63	328
do	38	47	19	66	86	513
do	39	47	19	66	226	1,182
do East (Est)	40	71	42	113	4	1	101	281
Bigelow and Blake	41	16	30	46	8,615	36,858
Cameron	42	33	30	63	1	3
Wright	43	86	69	155
do	44	17	19	36	1	1
Kensington	44	4	56	60
do	45	4	56	60
Totals—Totaliz.	2,975	2,593	5,568	76	56	8,615	36,858

Not mentioned in Census.
—Non mentionné dans
le recensement.

Population, 38,781.

Majority for
Majorité pour } C. R. DEVLIN, 382.

RETURN of the Eighth General Election for the House of Commons of Canada.

Rapport sur la Huitième Election Générale pour la Chambre des Communes du Canada.

Electoral Districts. <i>Districts électoraux.</i>	SUBDIVISIONS.	Names of Candidates and Number of Votes polled in each Subdivision.		Total Number of Votes polled in each Subdivision.		Number of rejected Ballots. <i>Nombre de bulletins écartés.</i>	Number of spoiled Ballots. <i>Nombre de bulletins maculés.</i>	Number of Voters on the Voters' List in each Subdivision.	Nombre d'électeurs inscrits sur la liste des electeurs dans chaque subdivision.	Population in each Constituency as shown by the last Census. <i>Population de chaque collége électoral d'après le dernier recensement.</i>	Remarks. <i>Observations.</i>
		R. M. G. MIGNEAULT.	F. VANASSE.	Total Number of Votes polled in each Subdivision.							
YAMASKA.....	St. Zéphirin.....	13	122	135	2	1	158	1,632			
	do.....	22	108	130	1	1	147				
	do.....	17	46	63		1	87				
	La Baie du Febvre.....	66	95	161	2		202	2,055			
	do.....	27	103	130	1	1	145				
	do.....	31	68	99	2		118				
	Pierreville Village.....	101	61	162	1	5	212	1,297			
	N.-D. de Pierreville do.....	43	45	88			118				
	do.....	32	51	83			111				
	do.....	30	68	98			136	2,121			
	St. Thomas de Pierreville do.....	38	25	63	2	1	101				
	do.....	11	63	74		3	212				
	St. François du Lac.....	83	60	143	1	1	175	2,355			
	do.....	42	76	118	2	1	178				
	do.....	73	44	117		4	178				
	do.....	94	9	103			151	1,747			
	St. Michel Village.....	15	3	18		1	138				
	Yamaska.....	16	86	102			168	638			
	do.....	17	104	120			113				
	do.....	77	11	88		1	196				
	St. David.....	19	61	80			185	2,312			
do.....	70	68	138	4		185					
do.....	20	56	76			143					
do.....	53		109								

Election Returns.

St. Pie.....	22	63	31	94	4	153
do.....	23	63	24	87	1	141
St. Elphège.....	24	60	51	111	1	141
Totals—Totaluz.....		1,348	1,332	2,680	22	21	3,631

Majority for } R. M. S. MIGNEAULT, 16. { As declared by the Returning Officer.
Majorité pour } } (Tel que déclaré par l'officier-rapporteur.

Upon a recount by a Judge :— (Sur nouveau dépouillement par un juge) :—							
Polling Division	No.						
do	1	13	122	2	1
do	2	22	107	2
do	3	17	46	1
do	4	66	95	2
do	5	26	102	4
do	6	31	68	2
do	7	101	61	1
do	8	43	44	1
do	9	31	50	2
do	10	30	68
do	11	40	25	1
do	12	83	60	1	3
do	13	40	73	7	1
do	14	73	44	4
do	15	93	9	1
do	16	84	3	1
do	17	104	16
do	18	76	11	1	1
do	19	63	93
do	20	70	68
do	21	51	55	3
do	22	63	31	4
do	23	63	24	1
do	24	59	49	1
Totals—Totaluz.....		1,342	1,324		34	15	

Majority for } ROCH. M. S. MIGNEAULT, 18. { As declared by the Judge.
Majorité pour } } (Tel que déclaré par le juge.

RETURN of the Eighth General Election for the House of Commons of Canada.
Rapport sur la Huitième Election Générale pour la Chambre des Communes du Canada.

Electoral Districts. <i>Districts électoraux.</i>	SUBDIVISIONS.	Names of Candidates and Number of Votes polled for each of them in each Subdivision.		Noms des Candidats et nombre de votes donnés dans chaque subdivision.		Total Number of Votes polled in each Subdivision. <i>Nombre total des votes donnés dans chaque subdivision.</i>	Number of rejected Ballots. <i>Nombre de bulletins écartés.</i>	Number of spoiled Ballots. <i>Nombre de bulletins maculés.</i>	Number of Voters on the Voters' List in each Subdivision. <i>Nombre d'électeurs inscrits sur la liste des électeurs dans chaque subdivision.</i>	Population in each Constituency as shown by the last Census. <i>Population de chaque collège électoral d'après le dernier recensement.</i>	Remarks. <i>Observations.</i>
		J. W. LOWERY.	JOHN B. MILLS.	J. W. LOWERY.	JOHN B. MILLS.						
NOVA SCOTIA. <i>de la NOU- VELLE-ÉCOSSE.</i>	ANNAPOLIS.....										
	Melvern Square.....	1	82	59	141	8	1	169	523		
	Middleton.....	2	89	66	155	1	1	191	740		
	Clarence.....	3	100	61	161	1	1	188	903		
	Bridgetown.....	4	100	146	246	6	6	289	1,117		
	Belleisle.....	5	52	133	185	1	5	226	1,005		
	Granville Ferry.....	6	83	60	143	1	1	215	905		
	Lower Granville.....	7	77	77	154	1	1	181	928		
	Clementsport.....	8	76	51	127	3	1	181	687		
	Bear River.....	9	79	56	135	1	1	183	694		
	Annapolis.....	10	57	150	207	2	4	265	959		
	Carleton's Corner.....	11	89	91	180	1	2	212	846		
	Nictaux, West (Ouest).....	12	68	77	145	2	2	184	778		
	Albany.....	13	30	20	50	8	1	66	279		
	Maitland.....	14	56	65	121	1	1	145	422		
	Dalhousie.....	15	22	58	80	2	1	92	402		
	South Farmington.....	16	118	91	209	5	5	234	687		
	Port George.....	17	85	37	122	18	18	161	684		
	Port Lorne.....	18	49	64	113	4	4	136	673		
	Hampton.....	19	25	29	54	5	5	83	374		
	Parker's Cove.....	20	28	45	73	3	3	97	569		
	Clementvale.....	21	70	62	132	2	2	169	704		
Lequille.....	22	62	124	186	2	2	218	922			

RETURN of the Eighth General Election for the House of Commons of Canada.
Rapport sur la Huitième Election Générale pour la Chambre des Communes du Canada.

Electoral Districts. <i>Districts électoraux.</i>	SUBDIVISIONS.	No.	Names of Candidates and for each of them in each Subdivision.				Noms des Candidats et pour chacun d'eux dans chaque subdivision.	Total Number of Votes polled in each Subdivision.	Nombre total des votes donnés dans chaque subdivision.	Number of rejected Ballots.	Nombre de bulletins écartés.	Number of spoiled Ballots.	Nombre de bulletins nuds.	Number of Voters on the Voters' List in each Subdivision.	Nombre d'électeurs inscrits sur la liste des électeurs dans chaque subdivision.	Population in each Constituency as shown by the last Census.	Population de chaque collège électoral d'après le dernier recensement.	Remarks. <i>Observations.</i>
			A. P. KENDALL.	H. F. McDOUGALL.	JOSEPH McPHERSON.	SIR CHS. TUPPER.												
CAPE BRETON	Sydney, Town of (Ville).....	1a	79	120	78	428	7	1	348	2,427	East Bay, North (Nord) included (<i>inclus</i>).							
	do do	1a	87	117	96	443	3	1	357	2,522								
	do North (Nord).....	1b	127	82	128	422	4	1	328	2,446								
	do do	2a	136	71	136	419	4	1	201	1,088								
	do Mines.....	1d	90	69	68	293	4	1	369	1,001								
	do do	2c	171	110	132	526	4	1	262	1,116								
	Hillside.....	3	60	105	96	327	9	1	255	1,330								
	Sydney Fork's.....	4	151	91	86	420	10	1	241	1,720								
	Main-à-Dieu.....	5	60	60	65	241	4	1	305	2,459								
	Louisburg.....	6	102	105	93	414	4	1	391	2,104								
	Gaarus.....	7	109	114	93	454	10	1	286	476								
	East Bay, South Side.....	8	76	69	73	285	3	1	221	1,426								
	Boisdale.....	9	28	132	96	331	1	1	221	258								
	Boularderie.....	10	67	125	60	384	4	1	358	2,104								
	Glace Bay.....	11a	52	107	50	323	2	1	220	476								
do do	11b	48	130	35	354	2	1	288	1,330									
Caledonia.....	11c	51	138	37	401	4	1	289	1,720									
Port Morien.....	12a	83	95	51	326	4	1	260	2,459									
do do	12b	86	109	53	385	11	1	320	2,104									
Big Pond.....	13	45	52	51	204	11	3	234	476									
Grand Narrows.....	14	53	219	43	206	6	2	234	1,426									
Catalone.....	15	69	91	50	310	6	2	258	2,459									

NOVA SCOTIA.
*de la NOU
 VELLE-ÉCOSSE.*

Election Returns.

Trout Brook.....	16	60	132	33	139	364	1	254	02	Not mentioned in Census —Non mentionné dans le recensement.	
Grand Mira.....	"	23	97	23	102	245	1	188	758		
Victoria.....	"	18	38	30	74	211	6	161	629		
East Bay, North Side.....	"	53	181	48	182	464	2	333	1,868		
Lingan.....	"	64	56	55	61	236	7	186	382		
Low Point.....	"	200	121	115	126	487	3	311	1,195		
Loch Lomond.....	"	21	48	34	12	105	3	114	1,207		
Lettche's Creek.....	"	22	67	65	135	393	1	358	812		
Balls Creek.....	"	22	122	97	83	375	8	344	2,166		
Little Bras d'Or.....	"	24	75	49	48	249	13	224	386		
Bridgeport.....	"	25	95	170	74	515	1	280	34,244		
Reserve.....	"	25	89	84	92	345	4	280			
Totals—Totaux.....		2,813	3,430	2,328	3,630	12,201	94	9,664			

Majority for | SIR CHS. TUPPER, 817 over A. S. KENDALL, 1,302 over JOSEPH McPHERSON.
Majorité pour | H. F. McDUGALL, 617 over do do

RETURN of the Eighth General Election for the House of Commons of Canada.

Rapport sur la Huitième Election Générale pour la Chambre des Communes du Canada.

Electoral Districts. Districts électoraux.	SUBDIVISIONS.	Names of Candidates and Number of Votes polled for each of them in each Subdivision.		Nom des Candidats et nombre de votes donnés pour chacun d'eux dans chaque subdivision.		Total Number of Votes polled in each subdivision.	Nombre total des votes donnés dans chaque subdivision.	Number of rejected Ballots. Nombre de bulletins écartés.	Number of spoiled Ballots. Nombre de bulletins manqués.	Number of Voters on the Voters' List in each Subdivision.	Nombre d'électeurs inscrits sur la liste des electeurs dans chaque subdivision.	Population in each Constituency as shown by the last Census. Population de chaque collège électoral d'après le dernier recensement.	Remarks. Observations.
		W. D. DIMOCK.	F. McCLEURE.										
NOVA SCOTIA. de la NOU- VELLE-ÉCOSSE.	COLCHESTER												
		Turo	1a	No.		280	4			264	264	5,102	
		do	1b	"	183	189				228	228		
		do	1c	"	113	190	3			253	253		
		do	1d	"	155	121				161	161		
		do	1e	"	76	45				167	167		
		do	1f	"	74	115				185	185		
		do	2	"	116	36	1			246	246		
		Clifton	3	"	93	80	14			243	243		
		Brookfield	3	"	112	194				221	221	1,017	
		Lower Stewiacke, West (West)	4a	"	56	164	17			246	246	1,074	
		do do South (Sud)	4b	"	89	128	5			159	159	672	
		Middle do	5	"	53	108	3			138	138	694	
		Upper do West (Ouest)	6	"	41	117	1			139	139	542	
		Salmon River	7	"	120	234				298	298	1,304	
	Kemptown, Town (Ville)	8	"	47	70	1			86	86	298		
	Earlton	9	"	121	199	1			249	249	1,038		
	Waugh's River, North (Nord)	10a	"	46	136	6			180	180	742		
	do do South (Sud)	10b	"	60	131				182	182	685		
	Tatamagouche, East (Est)	11	"	62	132	7			185	185	741		
	New Annap	12	"	62	183				232	232	854		
	North River	13	"	104	220	1			277	277	1,175		
	Lower Onslow	14	"	113	191	6			242	242	853		
	Upper Londonderry	15	"	107	214	4			273	273	1,150		

Election Returns.

Middle do	16	77	132	209	5	265	1,249
Lower do	17	70	116	186	1	227	953
Economy	18	63	115	178	1	239	1,106
Five Islands	19	53	86	139	2	194	763
Upper Stewiacke, East (Est)	20	63	85	148	7	187	812
Acadia Mines, West (Ouest)	21a	108	16	124	1	194	1,451
do East (Est)	21b	100	32	132	3	181	1,214
Tatamagouche, West (Ouest)	22	46	66	112	7	159	725
Totals—Totaux		2,483	2,306	4,789	101	6,254	27,160

Majority for } W. D. DIMOCK, 177.
Majorité pour }

CUMBERLAND	No.	A. P. DICKEY.		H. J. LOGAN.				
Town (Ville) East (Est)	1	143	115	258	4	364	9,021	
do Centre (Centre)	2	104	101	205	2	293		
do West (Ouest)	3	155	129	284	5	391		
Fort Lawrence	4	75	44	119	1	135		
Amherst Hill	5	46	55	101	4	118		
Nappan	6	114	73	187	3	234		
Hastings	7	52	94	146	1	216		
Chapman Settlement	8	63	58	121	1	162		
Linden	9	71	114	185	1	253		
Tidnish	10	101	92	193	14	295		
Pugwash	11	86	98	184	8	265		
Doherty Creek	12	47	66	113	8	142		
Pugwash River	13	63	80	143	5	207		
Sixmile Road	14	95	80	175	5	274		
Wallace Bridge	15	55	70	125	1	175		
Wentworth	16	60	90	150	1	202		
Malagash	17	65	76	141	1	180		
Westchester	18	109	104	213	4	241		
Middleboro'	19	72	101	173	3	229		
River Philip	20	107	105	212	1	262		
Oxford	21	132	103	235	3	323		
Mansfield	22	78	121	199	1	263		
Southampton	23	76	136	212	1	295		
Rodney	24	73	87	160	2	245		

RETURN of the Eighth General Election for the House of Commons of Canada.
Rapport sur la Huitième Election Générale pour la Chambre des Communes du Canada.

Electoral Districts. <i>Districts électoraux.</i>	SUBDIVISIONS.		Total Number of Votes polled in each Subdivision.	Number of rejected Ballots.	Number of spoiled Ballots.	Number of Voters on the Voters' List in each Subdivision.	Nombre d'électeurs inscrits sur la liste des électeurs dans chaque subdivision.	Population in each Constituency as shown by the last Census.	Population de chaque collège électoral d'après le dernier recensement.	Remarks. <i>Observations.</i>
	Names of Candidates and Number of Votes polled for each of them in each Subdivision.	Names des Candidats et nombre de votes donnés pour chacun d'eux dans chaque subdivision.								
CUMBERLAND. Continued. (Suite.) NOVA SCOTIA. de la NOU- VELLE-ÉCOSSE. Province of	No. 25	Spring Hill, South (Sud)	120	1	4	324	5,213			
	" 26	do East (Est)	140	1	6	436				
	" 27	Junction (Jonction)	97	5	1	254				
	" 28	do West (Ouest)	90		1	373				
	" 29	Banonsfield	72		2	284				
	" 30	Minndie	15			109				
	" 31	Joggins Mines	98		1	383				
	" 32	do	30		2	138				
	" 33	Advocate Harbour	97			338				
	" 34	Port Greville	128			258				
	" 35	Diligent River	100		3	241				
	" 36	Parraboro, West (Ouest)	116		18	270				
	" 37	do Centre (Centre)	94		2	247				
	" 38	do East (Est)	63		1	205				
			3,307	75	47	9,624	30,062		Population, 34,529.	
			3,462							

Majority for } H. J. LOGAN, 155.
 Majorité pour }

Election Returns.

Digby.....	No.	1	121	J. EDGAR JONES.	73	194	5	272	1,294
Hillsburg.....	"	2	71		136	207		274	1,086
Marshalltown.....	"	3	88		109	197		282	1,381
Digby.....	"	4	93		38	131	1	179	687
Sandy Cove.....	"	5	64		56	110	3	180	751
Freeport.....	"	6	85		48	128	3	207	755
Plymouth.....	"	7	38		55	93	2	157	1,522
Weymouth.....	"	8	30		77	107	1	165	1,968
St. Barnards.....	"	9	56		82	133	1	192	1,240
Church Point.....	"	10	107		61	168	1	242	874
Meteghan, South (Sud).....	"	11	58		38	96		149	1,052
Salmon River.....	"	12	42		58	100	3	162	1,383
Tiverton.....	"	13	103		11	114		142	513
New Tusket.....	"	14	52		56	108	1	132	563
Rosway.....	"	15	23		44	67		98	431
Smith's Cove.....	"	16	27		45	72	3	112	406
Culloden.....	"	17	81		37	118		156	655
Grosses-Coques.....	"	18	35		68	103		157	660
Comearville.....	"	19	51		81	132	4	208	932
Meteghan River.....	"	20	98		72	170	3	239	1,011
Chetcamp.....	"	21	52		29	81	4	123	460
Weymouth, South (Sud).....	"	22	54		98	152	10	239	
Little River.....	"	23	24		54	78	1	105	
Salmon River, South (Sud).....	"	24	50		50	100		143	
Ohio.....	"	25	34		35	69	2	103	
Meteghan Upper.....	"	26	79		24	103	1	164	
Barton.....	"	27	30		61	91	2	141	
Totals—Totaux.....			1,636		1,591	3,227	51	4,719	19,897

Majority for } ALBERT J. S. COPP, 45.
Majorité pour }

RETURN of the Eighth General Election for the House of Commons of Canada.
Rapport sur la Huitième Election Générale pour la Chambre des Communes du Canada.

Electoral Districts. <i>Districts électoraux.</i>	SUBDIVISIONS.	Names of Candidates and Number of Votes polled for each of them in each Subdivision.	D. C. FRASER.		ERNEST GREGORY.		Total Number of Votes polled in each subdivision.	Number of rejected Ballots.	Number of spoiled Ballots.	Number of Voters on the "Last in" List in each Subdivision.	Nombre d'électeurs inscrits sur la liste des électeurs dans chaque subdivision.	Population in each Constituency as shown by the last Census.	Population de chaque collège électoral d'après le dernier recensement.	Remarks. <i>Observations.</i>
			Number of Candidates and Votes polled	Number of Votes polled	Number of Candidates and Votes polled	Number of Votes polled								
GUYSBOROUGH	Guysborough.....	1	94	40	134	1	168	1,546	1	168	1,546			
	Intervale.....	2	67	88	155	1	186	842	1	186	842			
	Manchester.....	3	91	99	190	2	260	1,310	2	260	1,310			
	Melford.....	4	67	83	150	2	203	1,497	2	203	1,497			
	Crow Harbour.....	5	67	89	156	4	177	788	4	177	788			
	Canso.....	6	85	87	172	4	212	1,824	4	212	1,824			
	Country Harbour.....	7	52	99	151	6	112	1,447	6	112	1,447			
	Sherbrooke.....	8	116	99	215	5	282	1,063	5	282	1,063			
	Marie Joseph.....	9	37	42	79	6	99	624	6	99	624			
	Forks St. Mary's.....	10	105	58	163	6	237	863	6	237	863			
	White Head.....	11	50	114	164	5	211	1,086	5	211	1,086			
	Indian Harbour.....	12	61	38	99	6	133	707	6	133	707			
	Calcutonia.....	13	50	19	69	6	92	214	6	92	214			
	Salmon River.....	14	31	101	132	6	153	708	6	153	708			
	Isaac Harbour.....	15	109	70	179	6	230	1,161	6	230	1,161			
	New Harbour.....	16	48	21	69	5	77	353	5	77	353			
	Tracadie.....	17	24	52	76	5	100	440	5	100	440			
	Goshen.....	18	54	19	73	1	90	421	1	90	421			
	Larry River.....	19	110	16	126	1	149	901	1	149	901			
	Liscomb.....	20	43	42	85	1	116	405	1	116	405			

Election Returns.

Mulgrave.....	21	67	87	154	1	205
West Clauso.....	22	69	101	170	1	189
Guysborough, North (Nord).....	23	36	75	111	1	135
Totals—Totaux.....		1,533	1,455	2,988	39	35	3,787
							17,195

Majority for } DUNCAN C. FRASER, 78.
Majorité pour }

HALIFAX	R. L. BORDEN	M. E. KEEFE.	T. F. KENNY.	BENJ. RUSSELL.
Halifax City (Cité).....	No.							
do	1a	67	51	78	247	12	3	188
do	1a	63	71	66	273	1	189
do	1b	80	72	67	239	9	218
do	1b	75	70	66	267	5	1	209
do	1c	66	76	65	277	2	197
do	1c	57	58	55	227	3	171
do	1d	64	69	64	252	2	174
do	1c	80	64	69	286	8	237
do	1c	71	71	65	285	3	1	204
do	1c	68	91	74	324	5	221
do	2a	76	76	69	298	5	1	220
do	2b	97	68	97	336	3	242
do	2c	56	59	47	228	7	150
do	2c	49	78	83	252	2	172
do	3a	82	78	80	318	17	1	297
do	3b	45	37	42	166	6	159
do	3b	58	53	63	233	1	177
do	4	52	69	58	251	4	2	203
do	4	71	71	72	284	1	224
do	5a	61	60	59	210	9	1	175
do	5a	49	54	52	218	9	2	174
do	5b	100	71	96	344	257
do	5c	82	65	72	290	8	1	233
do	5c	86	76	68	330	11	1	244
do	5d	63	66	58	252	3	176
do	5d	68	68	68	275	16	3	205
do	5e	69	28	33	193	6	147
do	5e	59	46	53	209	6	1	164
do	5f	90	62	77	295	1	211
do	5f	107	85	89	380	3	260
								38,495

RETURN of the Eighth General Election for the House of Commons of Canada.

Rapport sur la Huitième Election Générale pour la Chambre des Communes du Canada.

Electoral Districts. <i>Districts électoraux.</i>	SUBDIVISIONS.	No.	Names of Candidates and Number of Votes polled for each of them in each Subdivision.				Noms des Candidats et nombre de votes donnés pour chacun d'eux dans chaque subdivision.		Total Number of Votes polled in each Subdivision. <i>Nombre total des votes donnés dans chaque subdivision.</i>	Number of rejected Ballots. <i>Nombre de bulletins écartés.</i>	Number of spoiled Ballots. <i>Nombre de bulletins maculés.</i>	Number of Voters on the Voters' List in each Subdivision.	Nombre d'électeurs inscrits sur la liste des électeurs dans chaque subdivision.	Population in each Constituency as shown by the last Census. <i>Population de chaque collège électoral d'après le dernier recensement.</i>	Remarks. <i>Observations.</i>
			R. L. BORDEN.	M. E. KEEFE.	T. E. KENNY.	BENJ. RUSSELL.									
NOVA SCOTIA, de la NOU- VELLE-ÉCOSSE.	HALIFAX	59	80	61	75	63	66	279	234
	do	59	75	63	69	67	67	274	1	221
	do	54	90	47	76	61	80	274	10	2	217
	do	54	93	68	69	80	80	310	1	237
	do	51	101	56	71	81	81	309	7	1	222
	do	51	77	40	68	48	48	233	161
	do	62	88	70	80	76	76	314	1	14	261
	do	62	104	53	88	63	63	308	2	8	234
	do	66	118	54	110	67	67	349	13	1	286
	do	62	81	87	73	88	88	329	17	2	290
	do	62	89	34	74	39	39	236	8	1	193
	do	62	105	50	88	55	55	298	15	4	230
	do	67	85	39	64	58	58	246	3	173
do	67	92	42	68	60	60	262	15	205	
do	67	125	73	98	93	93	389	15	2	257	
Herring Cove	7	37	82	41	76	236	23	1	198	715	
Portugese Cove	8	42	55	44	53	194	1	6	155	552	
Sambro	9	32	51	33	56	172	106	532	
Upper Prospect	10	54	61	57	60	232	25	165	662	
Hacket's Cove	11	126	46	102	60	334	4	231	783	
French Village	12	66	39	61	55	221	3	163	734	
Spryfield	13	48	35	44	39	166	3	98	422	

Election Returns.

North-West Arm.....	14	44	63	41	66	214	2	1	128	525
Bedford.....	15	61	42	60	39	202	3		146	525
Hammond's Plains.....	16	85	65	79	69	298			173	648
Sackville.....	17	106	83	100	90	378	13		247	881
Waverley.....	18	103	83	86	94	366	1	3	251	987
Gay's River.....	19	49	83	45	97	274	1		173	720
Wyse's Corner.....	20	37	60	41	60	198	4		121	516
Musquodoboit, Middle (Centre).....	21	72	107	59	110	348	5		240	992
do Upper (Haut).....	22	92	115	85	123	415	8	2	258	1,193
Lower Prospect.....	23	33	23	35	24	115			79	534
Smith's Cove.....	24	45	70	49	69	233			147	761
Sheet Harbour.....	25	104	116	96	109	425	1	11	290	1,487
Spry Bay.....	26a	43	81	43	79	246		2	190	788
Tangier.....	26b	51	75	52	75	253	1		217	986
Ship Harbour.....	27a	42	66	40	74	222		1	181	766
Jeddore.....	27b	73	54	62	80	269			248	1,123
Chezetcook, West (Ouest).....	28a	61	59	63	55	238	7		178	1,257
Seaforth.....	28b	16	19	13	23	71		1	76	294
Grand Desert.....	28c	24	40	23	40	127		8	129	
Lawrencetown.....	29	29	44	28	49	160	1		110	416
Preston.....	30	47	35	45	38	165		1	105	
Dartmouth.....	31a	76	64	60	74	269		3	165	
do.....	31b	64	59	46	76	245		1	172	
do.....	31c	46	47	42	60	195		6	155	
do.....	31d	50	45	50	49	194		5	147	
do.....	31e	105	58	91	66	320			221	
do.....	31f	149	60	130	66	405	5	2	272	
Preston Road.....	31g	51	44	42	52	189		1	136	
Cole Harbour.....	31h	77	80	56	109	322	10	5	241	
Ingram River.....	32a	56	38	58	40	182	1		126	628
Hubbards Cove.....	32b	63	30	60	37	190			104	498
Eastern Passage.....	33	91	78	87	81	337	4		217	936
Salmon River.....	34	36	93	37	96	262			247	924
Little River.....	35	18	24	17	26	85		2	56	286
Chezetcook, East (Est).....	36	68	84	69	85	306	5		207	966
Musquodoboit Harbour.....	37	36	98	34	102	270	27		217	843
Dover.....	38	43	33	43	33	152		9	123	656
Porter's Lake.....	39	12	15	11	13	51		2	44	232
Totals—Totaux.....	6,170	5,482*	5,616	5,997	23,255	418	163	17,182	71,358	

Not mentioned in Census
—Non mentionné dans
le recensement.

*Should be 5,472.
+ do 698.
++ do 525.

Majority for) R. L. BORDEN, over T. E. KENNY, 554; over M. E. KEEFE, 688.†
Majorité pour) BENJ. RUSSELL over do do

RETURN of the Eighth General Election for the House of Commons of Canada.

Rapport sur la Huitième Election Générale pour la Chambre des Communes du Canada.

Electoral Districts. <i>Districts électoraux.</i>	SUBDIVISIONS.	Names of Candidates and Number of Votes polled for each of them in each Subdivision.	Noms des Candidats et nombre de votes donnés dans chaque subdivision.		Total Number of Votes polled in each subdivision.	Nombre total des votes donnés dans chaque subdivision.	Number of rejected Ballots. <i>Nombre de bulletins écartés.</i>	Number of spoiled Ballots. <i>Nombre de bulletins maculés.</i>	Number of Voters on the Voters' List in each Subdivision.	Nombre d'électeurs inscrits sur la liste des électeurs dans chaque subdivision.	Population in each Constituency as shown by the last Census.	Population of each college electoral d'après le dernier recensement.	Remarks. <i>Observations.</i>
			ALLEN HALEY.	ALFRED LUTNAM.									
NOVA SCOTIA. de la NOU- VELLE-ÉCOSSE. Province of HANTS	Windsor, Town (Ville).....	No. 1	86	101	187	18	1	249	2,477				
	do	" 2	106	95	201	9	1	252	1,483				
	do	" 3	114	87	201	9	1	241	1,040				
	Ste. Croix	" 4	112	137	249	1	21	284	1,770				
	Brooklyn	" 5	107	71	178	1	3	234	821				
	Scotch Village	" 6	63	72	135	3	1	168	829				
	Falmouth	" 7	93	46	139	3	1	170	1,753				
	do	" 8	34	109	143	3	1	222	860				
	do	" 9	46	100	146	2	4	213	1,200				
	Rawdon Church	" 10	62	60	122	3	3	158	867				
	do South (Sud) and Uniacke	" 11	48	61	109	6	6	152	1,130				
	Noel	" 12	114	81	195	6	2	236	553				
	Elmsdale	" 13	58	109	167	2	1	195	1,109				
	do	" 14	50	39	89	6	1	118	708				
	Nine Mile River	" 15	38	43	81	5	3	109	563				
	Matland, South (Sud)	" 16	47	30	77	5	1	127	821				
	Matland	" 17	35	36	71	5	1	115	1,349				
	Selmah	" 18	31	21	52	3	1	67	687				
	Five Mile River	" 19	39	39	78	2	1	177	1,217				
	Korks	" 20	117	81	198	2	1	214	1,130				
	Shubenacadie	" 21	104	81	185	2	1	106	1,130				
	Milford	" 22	55	33	88	2	1	169	687				
	Walton	" 23	52	52	104	3	3	106	1,217				
Gore	" 23	93	105	198	3	3	258	1,217				do	

Election Returns.

		38	74	112	8	1	178	916
Hantsport	24	38	74	112	8	1	178	916
Avondale	25	79	55	186	2	1	181	860
Burlington	26	56	55	111	5	160	661
Totals—Totalux		1,838	1,803	3,641	86	39	4,773	21,160
Majority for } ALLEN HALEY, 35. Majorité pour }								
INVERNESS	No.	HUGH CAMERON.	JOHN MCKEWE.	ANGUS McLENNAN.				
Port Hastings	1	54	10	72	3	220	1,681
Port Hawkesbury	2	42	5	71	3	177	658
Judique, South (Sud)	3	65	2	68	199	1,914
River Inhabitants	4	66	20	83	10	1	270	1,145
Port Hood, North (Nord)	5	75	25	58	188	188	1,646
do South (Sud)	6	59	2	51	9	153	997
Hillsborough	7	37	84	17	1	1	234	1,514
Strathlorne, West (Ouest)	8	70	24	27	14	199	1,085
do East (Est)	9	33	56	18	2	178	1,743
B. C. Marsh	10	92	2	79	7	189	1,067
Margaree Harbour, West (Ouest)	11	25	4	67	5	281	1,461
do South-west (Sud-ouest)	12	112	4	90	5	207	3,142
do North-east (Nord-est)	13	72	25	56	5	261	1,509
Cheticamp, North (Nord)	14	61	1	125	2	2	298	1,089
Whyococmagh	15	27	61	54	257	772
River Dennis	16	89	16	53	12	1	126	417
Laake Ainslie, East (Est)	17	7	48	16	10	93	171
do West (Ouest)	18	20	21	16	2	3	329	1,055
West Bay	19	37	10	74	186	780
Glencoe	20	75	74	41	7	1	125	1,061
S. S. Whyococmagh	21	22	55	46	7	1	214	235
Creignish	22	32	1	44	9	65	182
Poplar Grove	23	68	82	48	1	3	221	200
Cheticamp, South (Sud)	24	114	46	7	202	118
Pleasant Bay	25	8	39
Indian River	26	9	87	15
St. Joseph's Parish (Paroisse)	27	66	1	94	2
Bellecotte Marsh, East (Est)	28	25	1	86	1
Judique, North (Nord)	29	42	6	91
Margaree, East (Est)	30	28	10	31
Totals—Totalux		1,532	737	1,676	110	14	5,983	24,971
Majority for } ANGUS McLENNAN, 144. Majorité pour }								

Cheticamp South (Sud) included (inclus).

Many places not mentioned in Census—Plusieurs endroits ne sont pas mentionnés dans le recensement.

Population, 25,779.

RETURN of the Eighth General Election for the House of Commons of Canada.
Rapport sur la Huitième Election Générale pour la Chambre des Communes du Canada.

Electoral Districts. <i>Districts électoraux.</i>	SUBDIVISIONS.	Names of Candidates and Number of Votes polled for each of them in each Subdivision.	W. C. BILL.		F. W. BORDEN.		Total Number of Votes polled in each subdivision.	Number of rejected Ballots. <i>Nombre de bulletins écartés.</i>	Number of spoiled Ballots. <i>Nombre de bulletins maculés.</i>	Number of Voters on the Voters' List in each Subdivision.	Nombre d'électeurs inscrits sur la liste des electeurs dans chaque subdivision.	Population in each Constituency as shown by the last Census. <i>Population de chaque collège électoral d'après le dernier recensement.</i>	Remarks. <i>Observations.</i>
			Names of Candidates and Number of Votes polled for each of them in each Subdivision.	Number of Votes polled for each of them in each Subdivision.	Names of Candidates et nombre de votes donnés pour chacun d'eux dans chaque subdivision.	Number of Votes polled in each subdivision.							
Province of NOVA SCOTIA. <i>de la NOU- VELLE-ÉCOSSÉ.</i>	King's	No. 1	48	106	154	1	2	1	183	2,980			
	Sheffield Mills	" 2	19	98	117	3	2	1	149				
	Canning	" 3	35	96	131	2	2	1	172				
	Pereaux	" 4	14	64	78	9	9	1	98				
	Scott's Bay	" 5	33	58	91	1	1	2	110	1,296			
	Canard	" 6	76	91	167	1	1	1	205				
	Port William	" 7	117	87	204	1	1	1	284	2,192			
	Centreville, North (North)	" 8	101	100	201	4	4	1	195				
	do South (Sud)	" 9	63	84	147	4	4	1	128				
	Dunham Corner	" 10	49	54	103	1	1	1	195				
	Hogan Corner	" 11	70	104	174	1	1	2	234	931			
	Somerset	" 12	109	78	187	1	1	3	233				
	do	" 12 ^a	76	39	115	1	1	1	145	2,526			
	Canaan	" 13	93	99	192	9	9	1	253				
	Gaspereaux	" 14	47	126	173	6	6	1	217	996			
	Grand Pré	" 15	78	88	166	11	11	1	234				
	Wolfville	" 16	110	74	184	2	2	3	262	1,963			
	Avonport, North (North)	" 17	27	65	92	8	8	1	131				
	do South (Sud)	" 18	42	52	94	1	1	8	147				
	Millville, East (Est)	" 19	63	69	132	1	1	1	159				
	do West (Ouest)	" 20	44	59	103	1	1	1	123				
Kingston Village	" 21	47	92	139	1	1	1	175					

Election Returns.

Dalhousie.....	22	33	16	49	3	1	61	285
Dempsey Corner.....	23	52	99	151	2		182	
North (North) Kingston.....	24	87	94	181			224	
Cambridge.....	25	71	110	181		1	223	
Berwick.....	26	106	67	173		1	240	1,738
Harbourville, East (East).....	27	30	29	59			78	1,252
do, West (West).....	28	41	54	95			132	
Totals—Totaux.....		1,781	2,252	4,033	53	35	5,187	16,168

Majority for } F. W. BORDEN, 471.
Majorité pour }

LUXENBURG	No.	CHS. F. KATIBACH.	JOHN D. SPERRY.	154	1	1	308	4,894
West (West) Lunenburg.....	1	104	50				241	
Central (Centre) do.....	2	78	52	130	10	4	300	
East (Est) do.....	3	80	45	123		2	261	
Garden Lots.....	4	59	45	104			289	
Lily Dale.....	5	86	32	118			145	
Martin's Brook.....	6	39	28	67			275	1,934
Ritcey's Cove.....	7	60	21	71		2	163	
Middle, South (Sud).....	8	25	28	57			143	
Kingsburg.....	9	12	46	58		1	296	3,415
Petite Riviere.....	10	57	120	177		2	289	
Dublin Shore.....	11	49	52	101		1	91	
La Havane Island.....	12	15	44	59		2	203	
Vogler's Cove.....	13	36	32	68		3	204	
Pleasantville.....	14	36	37	73		2	182	1,418
Conquerall.....	15	23	73	106			214	1,513
Summerside.....	16	59	20	79		1	203	
Bridgewater, East (Est).....	17	59	68	127		6	228	3,936
do, Lower (Bassee).....	18	32	97	129		2	160	
do, Central (Centre).....	19	27	72	99		1	154	
do, Upper (Haute).....	20	24	77	101		3	210	
New Combville.....	21	73	56	129		15	160	
Bakers Settlement.....	22	41	67	108			211	
Northfield.....	23	68	90	168		8	216	
Meidville.....	24	46	117	163			254	
Chealey's Corner.....	25	25	88	136		1	133	
Hemford.....	26	39	49	88		4	285	
Barss' Corner.....	27	85	79	164		15		

Many places not mentioned in Census—Plusieurs endroits ne sont pas mentionnés au recensement.
Population, 22,489.

RETURN of the Eighth General Election for the House of Commons of Canada.
Rapport sur la Huitième Election Générale pour la Chambre des Communes du Canada.

Electoral Districts. <i>Districts électoraux.</i>	SUBDIVISIONS.		Names of Candidates and Number of Votes polled for each of them in each Subdivision.	Names des Candidats et nombre de votes donnés dans pour chacun d'eux dans chaque subdivision.	Total Number of Votes polled in each subdivision.	Number of rejected Ballots. <i>Nombre de bulletins écartés.</i>	Number of spoiled Ballots. <i>Nombre de bulletins manqués.</i>	Number of Voters' List in each Subdivision.	Nombre d'électeurs inscrits sur la liste des electeurs dans chaque subdivision.	Population in each Constituency as shown by the last Census. <i>Population de chaque collège électoral d'après le dernier recensement.</i>	Remarks. <i>Observations.</i>
	CHS. F. KAULBACH.	JOHN D. SPERRY.									
LUNENBURG	No. 28	73	154	5	1	283	4,153	26,629	Population, 31,075.		
Continued. (<i>Suite.</i>)	" 29	100	171	1	1	283					
	" 30	32	72	2	2	166					
	" 31	96	170	1	1	232					
	" 32	76	132	1	1	178					
	" 33	51	112	2	3	146				Many places not men- tioned in Census— <i>Pla-</i> <i>sieurs endroits ne sont</i> <i>pas marqués sur le re-</i> <i>censement.</i>	
	" 34	46	72	2	1	201					
	" 35	70	95	4	9	168					
	" 36	140	229	1	1	298					
	" 37	85	162	3	3	265					
	" 38	68	128	10	10	225					
	" 39	76	127	2	2	191					
	" 40	77	98	1	1	147					
	Totals— <i>Totaux</i>	2,403	4,721	96*	53	8,559					

Majority for } CHS. E. KAULBACH, 85.
Majorité pour }

Election Returns.

Pictou	A. C. BELL.	J. W. CARMICHAEL.	E. M. McDONALD.	HON. SIR CHAS. H. TUPPER.						
Pictou Ward (Quartier).....	No. 1a	67	78	79	294	4	4	4	204	2,998
do	1b	42	93	52	288		6	6	190	
do	1c	110	76	121	374		2	2	296	
do	1d	85	47	90	274		2	2	207	
Fisher's Grant.....	1e	27	44	29	146		2	2	104	577
Pictou Island.....	1f	30	8	32	76		4	4	43	
Cariboo, East (Est).....	2a	62	61	70	247		5	1	165	1,095
do West (Ouest).....	2b	44	73	50	229		4	4	166	
East (Est) Johnville.....	3a	53	75	59	273		4	4	166	
Hudson.....	3b	45	99	45	302		4	4	197	
River John.....	4a	25	84	29	230		5	5	147	1,275
Weisford.....	4b	53	44	52	198		3	3	140	
River John, West (Ouest) Branch.....	5	105	79	86	382		6	6	263	839
Mount Dalhousie.....	6	93	70	94	331		3	3	228	979
Lyons Brook.....	7a	71	65	69	279		3	2	193	
Hardwood Hill.....	7b	30	45	31	151		3	3	102	960
Green Hill.....	8	25	105	24	258		4	4	163	757
Mount Thom.....	9	107	83	106	376		16	1	256	953
Gairloch.....	10	108	31	105	274		2	2	173	
New Larig.....	11	89	19	89	214		10	10	150	474
Churchville.....	12	65	122	105	351		5	5	253	429
Abercrombie.....	13a	30	54	28	162		8	8	109	1,441
New Glasgow, South (Sud).....	13b	74	100	68	334		8	8	245	
do Central (Centre).....	13c	71	110	69	352		4	4	249	3,776
do North (Nord).....	13d	104	116	110	426		3	3	308	
South (Sud) Trenton.....	13e	79	68	75	276		4	4	227	
North (Nord) do.....	13f	52	55	48	206		3	1	161	
Little Harbour.....	14	57	81	56	275		1	1	185	762
McLelland Brook.....	15a	52	46	54	200		1	1	129	
Vale Colliery.....	15b	74	26	27	201		2	2	121	
McLelland Mountain.....	15c	55	51	56	213		3	1	141	1,769
East (Est) Bridgeville.....	16a	60	45	64	211		1	2	168	
Sunny Brae.....	16b	59	79	65	270		8	8	183	
West (Ouest) Bridgeville.....	16c	57	45	39	195		4	4	140	
Lorne.....	17a	89	49	86	266		6	6	179	1,658
Hopewell.....	17b	43	104	99	289		5	1	193	
Ferrona.....	17c	73	44	43	235		5	3	174	
Middle River.....	18	109	48	111	318		8	7	210	801
Bailey's Brook.....	19	63	89	61	306		10	10	208	887
Avondale.....	20a	37	60	35	193		2	2	126	
Kezvieville.....	20b	54	64	51	237		3	3	149	

RETURN of the Eighth General Election for the House of Commons of Canada.
Rapport sur la Huitième Election Générale pour la Chambre des Communes du Canada.

Electoral Districts. <i>Districts électoraux.</i>	SUBDIVISIONS.					Total Number of Votes polled in each Subdivision.	Number of rejected Ballots.	Number of spoiled Ballots.	Number of Voters on the Voters' List in each Subdivision.	Nombre d'électeurs inscrits sur la liste des électeurs dans chaque subdivision.	Population in each Constituency as shown by the last Census.	Population de chaque collège électoral d'après le dernier recensement.	Remarks. <i>Observations.</i>
	A. C. BELL.	J. W. CARMICHAEL.	E. M. McDONALD.	HON. SIR CHS. H. TUPPER.	HON. SIR CHS. H. TUPPER.								
NOVA SCOTIA. <i>de la NOU- VELLE-ÉCOSSE.</i>													
Province of													
254													
PROVU.	No. 21	47	110	110	47	314	7	1	217	217	772	Many places not mentioned in Census— <i>Plusieurs endroits ne sont pas mentionnés au recensement.</i>	
Continued. <i>(Suite.)</i>	"	53	113	119	50	385	7	1	241	241	831		
	"	86	44	45	88	262	9	1	190	190			
	"	178	38	44	182	442	9	1	273	273			
	"	116	58	60	121	355	2	1	231	231	3,152		
	"	71	55	60	77	263	2	1	183	183			
	"	47	82	78	48	285	6	3	180	180			
	"	24	49	43	78	248	1	1	163	163	2,410		
	"	121	53	58	122	354	11	1	235	235			
	"	75	46	45	79	245	1	1	167	167			
Totals—Totals		3,503	3,337	3,349	3,577	13,766	194	54	9,464	9,464	29,595		Population, 34,541.
Majority for } Majorité pour }	HON. SIR CHS. H. TUPPER	over	E. M. McDONALD	228 ;	over	J. W. CARMICHAEL	240.						
	do	do	do	154 ;	do	do	166.						

Election Returns.

RICHMOND.	No.	J. A. GILLIES.	EDM. V. FLYNN.	27	10	3,686	14,399
Arichat	1	39	65	104	4	163	670
do East (Est)	2	34	105	139	2	247	1,061
D'Escoisse	3	37	67	104	2	218	1,559
River Inhabitants	4	48	55	103	4	198	1,453
Black River	5	46	65	111	1	172	619
River Bourgeois	6	57	62	119	3	313	1,120
St. Peters	7	128	75	203	4	306	1,190
Red Islands	8	125	16	141	1	204	1,887
Grand River	9	56	80	136	3	229	866
L'Ardoise, Lower (Basse)	10	103	96	199	2	248	868
Arichat, West (Ouest)	11	39	71	110	1	304	1,189
Loch Lomond	12	29	31	60	1	105	414
Framboise	13	85	13	98	1	160	656
Petit de Grat	14	54	72	126	3	145	612
L'Ardoise, Upper (Haute)	15	112	91	203	3	287	1,236
Poulement	16	17	46	63	3	209	866
Gut of Canso	17	69	46	115	2	188	866
Totals—Total		1,078	1,056	2,134	27	3,686	14,399

† Not mentioned in Census—Non mentionnés dans le recensement.

Majority for } J. A. GILLIES, 22.
Majorité pour }

RETURN of the Eighth General Election for the House of Commons of Canada.
Rapport sur la Huitième Election Générale pour la Chambre des Communes du Canada.

Province of SHELburne AND QUEEN'S.	Electorals Districts. Districts électoraux.	SUBDIVISIONS.	Names of Candidates and Number of Votes polled for each of them in each Subdivision.	CHS. H. CAHAN.	F. G. FORBES.	Local Subdivision.		Nombre total des votes donnés dans chaque subdivision.	Number of rejected Ballots. Nombre de bulletins écartés.	Number of spoiled Ballots. Nombre de bulletins maculés.	Number of Voters on the Voters' List in each Subdivision.	Nombre d'électeurs inscrits sur la liste des électeurs dans chaque subdivision.	Population in each Constituency as shown by the last Census. Population de chaque collège électoral d'après le dernier recensement.	Remarks. Observations.
						Number of Votes polled in each subdivision.	Nombre de votes donnés pour chacun d'eux dans chaque subdivision.							
SHELburne AND QUEEN'S.	Shelburne.	Louis Head	1	61	102	163	1	239	1,000					
		Lokeport	2	50	120	100	1	275	1,220					
		Grant Harbour	3	50	50	100	1	181	687					
		Jordan River	4	57	33	90	2	147	600					
		do Bay	5	24	22	46	1	93	390					
		Sandy Point	6	57	9	66		135	485					
		Shelburne Town (Ville)	7	91	30	121		169	1,900					
		do	7½	80	24	104	2	136						
		do	8	42	34	76		88						
		Ohio	8½	76	15	91		148	373					
		Churchover	9	89	15	104		148	630					
		North-east (Nord-est) Harbour	10	89	51	140	2	208	834					
		Port Clyde	11	67	85	152	3	252	1,004					
		Port Latour	12	44	125	169		237	1,049					
		Barrington Head	13	44	90	134	2	237	880					
		do	14	22	69	91	2	159	625					
		Shag Harbour	15	34	58	92		153	638					
		Woods Harbour	16	84	100	184		278	1,134					
Centreville	17	109	49	158	4	264								
Clark's Harbour	18	35	189	224		284								

Election Returns.

<i>Queen's.</i>	No.	53	55	108	4	7	185	2,465
Liverpool	1	53	55	108	4	7	185	
Western Head	2	30	32	62	1	81	81	
Liverpool	3	57	39	96	1	128	128	
do	4	47	37	84	1	106	106	
Hunt's Point	5	22	43	65	3	104	104	428
Port Mouton	6	109	55	164	4	215	215	758
Milton	7	50	72	122	3	152	152	984
do	8	23	57	80	2	93	93	
Brooklyn	9	33	64	97	3	146	146	614
Eagle's Head	10	52	49	101	1	185	185	670
Port Medway	11	54	43	97	6	198	198	943
Mill Village	12	50	49	99	1	139	139	773
Greenfield	13	49	55	104	1	128	128	551
Brookfield	14	69	85	154	3	196	196	915
Caledonia	15	82	89	171	3	226	226	1,037
Kempt	16	36	51	87	1	113	113	472
Totals—Totaux.		1,932	2,130	4,062	44	24	6,078	23,349

Places in blank not mentioned in Census—*Les endroits laissés en blanc ne sont pas mentionnés dans le recensement.*

Population :—
 Queen's..... 10,610
 Shelburne..... 14,956
 Total..... 25,566

Majority for } F. G. FORBES, 198.
(Majorité pour)

<i>Victoria.</i>	No.	J. L. BETH. M.P.	J. O. CAMPBELL.	226	5	313	1,283
Grand Narrows	1	177	49	226	5	313	1,283
Middle River	2	76	77	153	2	257	896
Baddeck, West (West)	3	41	56	97	2	147	1,285
South (Sud) Gut	4	54	44	98	2	143	643
Englishtown	5	26	40	66	1	129	515
Boularderie	6	100	96	196	2	306	1,240
Ingonish	7	61	82	143	19	215	1,266
Cape North	8	77	75	152	3	212	1,051
Bay St. Lawrence	9	56	26	82	1	105	618
Little Narrows, North (Nord)	10	25	18	43	1	52	340
North (Nord) Shore	11	48	64	112	1	146	621
New Campbellton	12	54	22	76	1	126	384
North (Nord) River	13	59	63	122	1	148	613
Little Narrows, South (Sud)	14	52	33	85	1	128	559

RETURN of the Eighth General Election for the House of Commons of Canada.
Rapport sur la Huitième Election Générale pour la Chambre des Communes du Canada.

Electoral Districts. <i>Districts électoraux.</i>	SUBDIVISIONS.	Names of Candidates and Number of Votes polled for each of them in each Subdivision.		Noms des Candidats et nombre de votes donnés pour chacun d'eux dans chaque subdivision.		Total Number of Votes polled in each Subdivision. <i>Nombre total des votes donnés dans chaque subdivision.</i>	Number of rejected Ballots. <i>Nombre de bulletins écartés.</i>	Number of spoiled Ballots. <i>Nombre de bulletins maculés.</i>	Number of Voters on the Voters' List in each Subdivision. <i>Nombre d'électeurs inscrits sur la liste des électeurs dans chaque subdivision.</i>	Population in each Constituency as shown by the last Census. <i>Population de chaque collège électoral d'après le dernier recensement.</i>	Remarks. <i>Observations.</i>
		J. L. BETH- UNE, M.D.	S. C. CAMPBELL.	J. L. BETH- UNE, M.D.	S. C. CAMPBELL.						
Victoria. Continued. (Suite.)	New Haven.....	27	26	53	1	58	1	58	429		
	Big Baddeck.....	59	49	108	162	162	689		
	Baddeck, East (Est).....	57	57	114	173	173			
	Totals— <i>Totaux</i>	1,049	877	1,926	34	2,820	7	2,820	12,432	Not mentioned in Census <i>Non mentionné dans le recensement.</i>	
Majority for } JOHN L. BETHUNE, M.D., 172. <i>Majorité pour }</i>											

Election Returns.

YARMOUTH	No.	JACOB BINGAY.	THOS. B. FLINT.	Majority	No. of Votes	Majority	Total	Population
Carleton	1	33	90	57	123	1	185	749
Tusket Lakes	2	46	11	35	57	1	92	323
Ohio	3	44	98	54	137	1	184	967
Maitland	4	32	121	89	163	5	229	958
Hebron	5	34	85	51	119	6	193	767
Chegogin	6	17	128	111	145	3	219	1,006
Milton	7	33	101	68	134	1	201	793
Yarmouth Town (Ville)	8	67	75	8	142	2	302	1,049
do	9	102	77	25	179	2	326	
do	10	108	117	9	225	3	291	
do	11	86	96	10	182	1	266	
Rockville	12	82	61	21	83	1	153	701
Arcadia	13	30	130	100	180	3	290	1,329
Plymouth	14	42	40	2	82	3	160	1,618
Tusket Wedge	15	62	21	41	83	1	209	1,939
Tusket	16	82	69	13	151	5	286	1,241
Belleville	17	82	99	17	172	1	285	1,499
Eel Brook	18	57	4	53	61	3	152	499
Argyle	19	46	49	3	95	3	219	981
East (Est) Pubnico	20	29	35	6	64	1	148	536
West (Ouest) do	21	75	42	33	117	2	225	938
Kemptville	22	11	33	22	44	1	74	302
Pubnico Head	23	22	51	29	73	4	208	1,091
Islands	24	24	1	23	25	1	69	474
Totals—Totaux.								17,971
Majority for } THOS. B. FLINT, 444. Majorité pour }								4,934
Not mentioned in Census ---Non mentionné dans le recensement.								Population, 22,216.

RETURN of the Eighth General Election for the House of Commons of Canada.

Rapport sur la Huitième Election Générale pour la Chambre des Communes du Canada.

Electoral Districts. Districts électoraux.	SUBDIVISIONS.		Names of Candidates and Number of Votes polled for each of them in each Subdivision.	R. C. WELDON. nombre de votes donnés pour chacun d'eux dans chaque subdivision.	Local Number of Votes polled in each Subdivision.	Number of rejected Ballots. Nombre de bulletins écartés.	Number of spoiled Ballots. Nombre de bulletins nuietés.	Number of Voters on the Voters' List in each Subdivision.	Nombre d'électeurs inscrits sur la liste des électeurs dans chaque subdivision.	Population in each Constituency as shown by the last Census. Population de chaque collège électoral d'après le dernier recensement.	Remarks. Observations.
	W. J. LEWIS. Number of Votes polled for each of them in each Subdivision.	R. C. WELDON. nombre de votes donnés pour chacun d'eux dans chaque subdivision.									
ALBERT.....	Alma.....	No. 1	32	1	33	42	1,061		
	do	" 2	95	73	168	241	1,387		
	Cowdale.....	" 3	60	79	139	13	2	184			
	do	" 4	105	29	134	11	..	177			
	Elgin	" 5	108	57	165	225			
	do	" 6	48	63	111	..	6	150			
	do	" 7	71	83	154	13	..	217			
	Harvey	" 8	25	58	83	5	1	126			
	do	" 9	45	50	95	..	4	126			
	do	" 10	73	50	123	1	1	168			
	Hillsborough	" 11	45	23	68	2	..	85			
	do	" 12	106	49	155	..	1	211			
	do	" 13	107	52	159	..	2	223			
	do	" 14	62	81	143	1	2	181			
	do	" 15	53	68	121	3	5	182			
	Hopewell.....	" 16	75	46	121	160			
	do	" 17	60	65	125	12	3	194			
	do	" 17	60	65	125	12	3	194			
	Totals—Totaux.....		1,170	*928	42,098	61	27	2,892			
	Majority for W. J. Lewis, 242.† Majorité pour										

Errors in addition.
Erreurs dans l'addition.
* Should be ... 927
* Devrait être ... 2,097
† do ... 243

Election Returns

CARLETON									
Lower Woodstock	No.	1	70	96	166	2	201	1,767	
Woodstock Parish (Paroisse)	"	2	67	76	143	..	184		
Wellington Ward (Quartier)	"	3	122	156	278	10	385		
Queen's	"	4	102	129	231	2	301	3,288	
King's	"	5	64	71	135	2	186		
Upper Woodstock	"	6	32	28	60	1	85		
North (Nord) Richmond	"	7	95	79	174	1	194		
McKenzie Corner	"	8	76	55	131	1	158	1,880	
South (Sud) Richmond	"	9	67	72	139	..	171		
Grafton	"	10	59	93	152	1	199		
Wakefield	"	11	84	52	136	1	169		
do West (Ouest)	"	12	49	74	123	..	134	1,760	
do	"	13	95	46	141	1	176		
Hartland	"	14	85	71	156	3	191		
Carlisle	"	15	73	120	193	..	249		
Rockland	"	16	73	58	131	1	167		
Wilnot, North (Nord)	"	17	81	118	199	1	230		
do	"	18	68	55	123	2	144	1,928	
do West (Ouest)	"	19	56	62	118	1	130		
Simonds	"	20	61	92	153	1	199	756	
Peel	"	21	42	111	153	4	184		
Wicklow, West (Ouest)	"	22	96	98	194	..	231		
do Front (En avant)	"	23	59	56	115	..	148	2,240	
do South (Sud)	"	24	74	80	154	..	185		
Kent, South (Sud)	"	25	102	130	232	..	276		
do North (Nord)	"	26	78	155	233	6	288	2,786	
Johnville	"	27	92	51	143	..	196		
Beaufort	"	28	5	7	12	..	24		
Aberdeen, West (Ouest)	"	29	43	92	135	15	187	1,314	
do East (Est)	"	30	63	79	142	1	176		
Northampton	"	31	45	60	105	1	129	1,110	
Lower Brighton	"	32	41	57	98	3	127	2,382	
Peel	"	33	42	88	130	..	173	1,318	
Totals—Totaux		2,261	2,667	4,928	*42	24	6,177	22,529	

Many places not mentioned in Census—Plutieurs endroits ne sont pas mentionnés au recensement.
 Errors in addition. Erreurs dans l'addition.
 * Should be } 51
 Devrait être }

Majority for } F. H. HAIR, 406.
Majorité pour }

RETURN of the Eighth General Election for the House of Commons of Canada.

Rapport sur la Huitième Election Générale pour la Chambre des Communes du Canada.

Province of NEW BRUNSWICK. du NOUVEAU- BRUNSWICK.	Electoral Districts. Districts électoraux.	SUBDIVISIONS.	Names of Candidates and Number of Votes polled for each of them in each Subdivision.	A. H. GILLMOR.	G. W. GANONG.	Local Number of Votes polled in each Subdivision.	Nombre total des votes donnés dans chaque subdivision.	Number of rejected Ballots.	Nombre de bulletins écrits.	Number of spoiled Ballots.	Nombre de bulletins maculés.	Number of Voters on the Voters' List in each Subdivision.	Nombre d'électeurs inscrits sur la liste des électeurs dans chaque subdivision.	Population in each Constituency as shown by the last Census. Population de chaque collège électoral d'après le dernier recensement.	Remarks. Observations.			
CHARLOTTE.			Dufferin No. 1	12	28	40	5	2	74	384								
			St. Stephen, Old Ridge 2	46	66	112	3	1	187	708								
			do Queen's Ward (Quartier) 3	70	163	233	3	2	352	2,680								
			do King's do 4	48	129	177	2	1	262									
			do Duke's do 5	32	102	134	2	4	222									
			do Milltown Ward (Quartier) 1 6	40	46	86	1	2	129	2,146								
			do do 2 7	82	113	195	1	2	285									
			do do 3 8	37	68	105	5	2	149	2,946								
			Upper Mills 9	30	23	53	2	1	71									
			Scotch Ridge 10	41	130	171	1	4	261	2,266								
			Oak Hill 11	34	60	94	1	1	144									
			Baillie 12	64	88	152	1	4	217	1,554								
			Oak Bay 13	38	108	146	1	7	187	674								
			Town Hill 14	65	74	139	4	4	197	1,778								
			St. Croix 15	45	74	119	82	4	187	807								
			St. Andrew's, North (Nord) 16	52	82	134	60	6	244	921								
			do South (Sud) 17	67	93	160	5	5	244	2,757								
			Dumbarton 18	53	63	116	63	4	209									
			St. Patrick 19	68	95	163	59	5	223									
			Letête 20	114	87	201	76	1	227									
			St. George, East (Est) 21	87	76	163	75	1	182									
			do West (Ouest) 22	71	75	146												

Election Returns.

Second Falls.....	23	72	18	90	4	122
Pennfield.....	24	64	51	115	1	162
Beavor Harbour.....	25	55	43	98	4	188
Lepreaux.....	26	86	49	86	6	126
Clarendon.....	27	29	25	54	3	108
Chocolate Cove.....	28	72	64	136	1	177
Lord's Cove.....	29	87	63	156	4	193
Wilson's Beach.....	30	70	60	130	2	155
Welsh Pool.....	31	71	56	126	1	147
North Head.....	32	84	106	190	4	262
Grand Harbour.....	33	138	62	200	2	288
White Head.....	34	7	42	49	61
Totals—Totaux.....		1,981	2,453	4,484	74	59	*6,300

* Error—Erreur—
Should be—Devrait être,
6,251.

Majority for } G. W. GANONG, 472.
Majorité pour

	TH. BLAN-		O. TURGON.		ROBERT				
	CHARD.	YOUNG.							
Beresford Parish (Paroisse).....	No. 1	41	93	14	148	9	256	4,301	
do do.....	2	33	156	9	198	3	245		
do do.....	3	15	87	4	106	149	4,815	
do do.....	4	42	119	12	173	208		
Bathurst.....	5	36	54	37	127	239	2,456	
do do.....	6	44	71	20	135	185		
do do.....	7	78	42	29	149	227	4,630	
do do.....	8	85	60	22	167	237		
do do.....	9	73	13	52	136	212	2,008	
New Bandon.....	10	59	13	74	146	222		
do do.....	11	78	57	11	146	220	872	
do do.....	12	47	34	8	80	198		
Caraquet.....	13	161	19	10	190	258	2,908	
do do.....	14	122	33	8	163	211		
do do.....	15	97	5	42	144	178	2,908	
do do.....	16	101	1	33	135	152		
do do.....	17	80	4	49	133	156	872	
Inkerman.....	18	48	53	53	154	251		
do do.....	19	108	25	34	167	222	872	
St. Isidore.....	20	60	24	16	100	165		

RETURN of the Eighth General Election for the House of Commons of Canada.

Rapport sur la Huitième Election Générale pour la Chambre des Communes du Canada.

Electoral Districts. <i>Districts électoraux.</i>	SUBDIVISIONS.	Names of Candidates and Number of Votes polled for each of them in each Subdivision.		Noms des Candidats et nombre de votes donnés pour chacun d'eux dans chaque subdivision.		Total Number of Votes polled in each Subdivision.		Nombre total des votes donnés dans chaque subdivision.		Number of rejected Ballots. <i>Nombre de bulletins écartés.</i>		Number of spoiled Ballots. <i>Nombre de bulletins maculés.</i>		Number of Voters on the Voters' List in each Subdivision.		Nombre d'électeurs inscrits sur la liste des électeurs dans chaque subdivision.		Population in each Constituency as shown by the last Census. <i>Population de chaque collège électoral d'après le dernier recensement.</i>		Remarks. <i>Observations.</i>		
		TH. BLAIR- CHARD.	O. TURGEON.	ROBERT YOUNG.	Total Subdivision.	Number of rejected Ballots.	Number of spoiled Ballots.	Number of Voters on the Voters' List in each Subdivision.	Nombre d'électeurs inscrits sur la liste des électeurs dans chaque subdivision.	Population in each Constituency as shown by the last Census.	Population de chaque collège électoral d'après le dernier recensement.											
GLOUCESTER..... Continued. (Suite.)	Saumarez.....	113	8	10	131	8	8	131	8	8	197	2,633										
	do	76	10	68	154	1	1	154	1	1	196											
	do	124	4	17	145			145			207											
	Shippegan.....	97	90	4	191	1	1	191	1	1	248											
	do	103	53	26	182			182			253											
	do	26	12	74	112			112			6	152										
	Totals—Totaux.....	1,947	1,140	736	3,823	72	72	3,823	72	72	*5,374	24,897										
		Majority for } THÉOTIME BLANCHARD over { O. TURGEON, 807. Majorité pour } ROBERT YOUNG, 1,211.																				

* Error—Erreur :—
Should be—Devrait être,
5,373.

Election Returns.

KENT.....	No.	O. J. LEBLANC.	G. V. McINERNEY.	113	44	20	163	3,294
Dundas.....	1	54	59	113	1	163	}
do	2	53	51	104	4	142	
do	3	70	25	95	153	
do	4	78	65	133	10	2	174	
Wellington.....	5	90	61	151	3	5	213	}
do	6	103	39	142	8	216	
do	7	87	26	113	3	139	
do	8	133	17	150	1	186	
St. Mary's	9	127	54	181	1	239	}
do	10	91	50	141	2	133	
St. Paul's	11	51	103	154	1	3	245	
Harcourt.....	12	24	100	124	133	
do	13	20	83	103	107	}
Weldford	14	24	87	111	1	219	
do	15	35	134	169	1	1	258	
do	16	16	74	90	129	
do	17	20	135	155	1	262	}
do	18	17	17	27	
Richibucto.....	19	20	94	114	226	
do	20	13	102	115	1	205	
do	21	75	88	163	4	219	}
do	22	8	66	74	116	
St. Louis	23	124	74	198	1	3	273	
do	24	72	53	125	133	
Charleton	25	31	121	152	1	242	}
do	26	5	88	93	1	93	
Acadieville	27	65	90	155	1	217	
Harcourt.....	28	12	21	33	58	
Richibucto.....	29	13	74	87	4	154	}
Totals—Totaux.....	1,514	2,041	3,555	44	20	*5,224	

* Error—Erreur :—
Should be—Devrait être,
5,237.

Majority for } G. V. McINERNEY, 527.
Majorité pour }

RETURN of the Eighth General Election for the House of Commons of Canada.
Rapport sur la Huitième Election Générale pour la Chambre des Communes du Canada.

Electoral Districts. <i>Districts électoraux.</i>	SUBDIVISIONS.	Names of Candidates and Number of Votes polled for each in each Subdivision.		F. E. MORTON. nombre de votes donnés pour chacun d'eux dans chaque subdivision.		Total Number of Votes polled in each subdivision.	Nombre total des votes donnés dans chaque subdivision.	Number of rejected Ballots. <i>Nombre de bulletins écartés.</i>	Number of spoiled Ballots. <i>Nombre de bulletins manqués.</i>	Number of Voters on the Voters' List in each Subdivision.	Nombre d'électeurs inscrits sur la liste des électeurs dans chaque subdivision.	Population in each Constituency as shown by the last Census. <i>Population de chaque collège électoral d'après le dernier recensement.</i>	Remarks. <i>Observations.</i>
		JAMES DOMVILLE.	F. E. MORTON.										
King's	Cardwell	70	55	125	2	196	1,217						
	do	53	38	91	2	125							
	Greenwich	86	108	194	1	248	820						
	Hammond	51	51	107	1	147	767						
	Hampton	92	57	149	1	215	1,881						
	do	70	51	121	1	160							
	do	58	40	98	1	127							
	Havelock	55	55	110	4	144	2,081						
	do	48	44	92	1	145							
	do	74	63	137	1	188	503						
	do	39	59	98	1	136							
	Kars	96	98	194	4	248	1,811						
	Kingston	96	60	156	2	199							
	do	89	115	204	4	270							
	do	76	51	127	10	222	1,605						
	Norton	93	46	139	13	247							
	do	96	57	153	3	217	1,053						
	Rochesay	66	31	97	1	140							
	do	31	118	148	3	168	1,865						
	Springfield	68	50	118	3	182							
	do	90	52	142	3	186							
do	36	16	52	2	66								
do	20	16	36	2	52								
do	26	35	61	2	91								

Election Returns.

Northumberland	No.	Majority for } JAMES DOXVILLE, 515.			Totals—Totaux.	6,080	23,987	2,785
		Majorité pour						
Stuholm	22	70	44	114	3	1	166	
do	23	35	88	123	1	1	175	
do	24	69	48	117	6	1	166	
do	25	56	38	94	7	7	141	
Sussex	26	18	45	63	1	1	91	
do	27	54	16	70	1	1	99	
do	28	101	103	204	1	2	281	
do	29	82	35	117	7	7	153	
do	30	62	38	95	7	7	131	
Upham	31	110	90	200	1	1	293	
Waterford	32	148	54	202	1	1	278	
Westfield	33	60	60	120	1	1	172	
do	34	37	48	85	6	1	116	
do	35	50	38	88	6	1	135	
Totals—Totaux.		2,389	1,874	4,263	67	24	6,080	

NORTHUMBRELAND		JOHN MORRISSEY.	HON. PETER MITCHELL.	JAMES ROBINSON.	Majority	Majorité	Totals
Newcastle	1	25	49	63	8	1	200
do	2	23	48	54	3	1	189
do	3	48	75	59	8	1	254
do	4	47	84	30	8	1	228
do	5	7	49	38	3	1	144
Chatham	6	5	103	72	6	2	252
do	7	16	58	84	14	4	221
do	7 ^a	11	76	76	7	1	226
do	8	17	107	64	7	1	282
do	9	16	75	92	5	1	258
do	10	9	41	50	9	3	143
Landow	11	8	95	63	3	1	212
Blissfield	12	5	23	117	3	1	209
Blackville	13	31	15	64	1	1	152
do	14	37	27	91	11	1	217
do	14 ^a	30	27	51	8	1	132
Derby	15	7	40	125	1	1	214
Northesk	16	8	35	30	1	1	88
do	17	9	49	48	1	3	133
do	18	3	41	57	1	1	123
Totals		200	1,874	4,263	67	24	6,080

RETURN of the Eighth General Election for the House of Commons of Canada.

Rapport sur la Huitième Election Générale pour la Chambre des Communes du Canada.

Electoral Districts. Districts électoraux.	SUBDIVISIONS.	Names of Candidates and Number of Votes polled for each of them in each Subdivision.			Noms des Candidats et nombre de votes donnés pour chacun d'eux dans chaque subdivision.		Total Number of Votes polled in each Subdivision.	Nombre total des votes donnés dans chaque subdivision.	Number of rejected Ballots.	Nombre de bulletins écrits.	Number of spoiled Ballots.	Nombre de bulletins inutiles.	Number of Voters on the Voters' List in each Subdivision.	Nombre d'électeurs inscrits sur la liste des électeurs dans chaque subdivision.	Population in each Constituency as shown by the last Census.	Population de chaque collège électoral d'après le dernier recensement.	Remarks. Observations.
		JOHN MORRISSEY.	HON. PETER MITCHELL.	JAMES ROBINSON.													
NORTHUMBERLAND Continued. (Suite.)	Nelson	25	15	108	148	6	6	6	6	6	6	6	285	1,907			
	do	70	41	112	223	2	2	2	2	2	2	2	270	1,382			
	Glenelg	21	74	122	216	7	7	7	7	7	7	7	92	1,170			
	do	3	43	28	74	2	2	2	2	2	2	2	285				
	Hardwick	4	143	84	231	15	15	15	15	15	15	15	82				
	Alnwick	14	24	18	56	2	2	2	2	2	2	2	205	2,960			
	do	40	59	65	164	6	6	6	6	6	6	6	189				
	do	26	15	62	138	1	1	1	1	1	1	1	205				
	do	9	28	103	140	1	1	1	1	1	1	1	179	1,379			
	Rogersville	27	40	11	66	117	10	10	10	10	10	10	148				
	do	54	1	35	90	9	9	9	9	9	9	9	73	1,043			
	do	2	12	35	49	3	3	3	3	3	3	3	177				
	do	2	89	50	141	167	36	36	36	36	36	36	6,258	25,713			
Totals—Totaux.		660	1,718	2,225	4,603	167	167	167	167	167	167	36	6,258	25,713			

Majority for } JAMES ROBINSON, 507.
Majorité pour }

Election Returns.

RESTIGOUCHE.....	Durham Parish (Paroisse).....	No. 1	JOHN McALISTER.....	G. HADOW.....	121	2	155	1,973
	do	2	53	68	137	1	170	901
	Colborne	3	50	87	247	5	387	2,532
	Dalhousie	4	104	143	87	1	131	
	do	5	44	43	159	1	181	2,751
	do	6	43	116	57	3	179	
	Addington	7	89	57	146	1	221	151
	do	8	102	56	158	1	195	
	do	9	79	71	150	6	201	8,308
	do	10	103	43	146	1	220	
		Totals—Totalur.....		794	750	1,544	22	1,990
Majority for JOHN McALISTER, 44. <i>Majorité pour</i>								
Sr. JOHN City (Cité.).....	King's Ward (Quartier).....	No. 1	JOHN A. CHESLEY.....	JOHN V. ELLIS.....	112	13	183	
	do	2	29	74	106	1	163	
	do	3	28	52	26	5	222	
	do	4	44	90	23	1	193	
	do	5	49	30	136	3	256	
	Wellington	6	57	50	35	2	218	
	do	7	74	50	26	11	226	
	do	8	54	56	27	5	206	
	do	9	50	84	27	9	228	
	do	10	54	54	28	9	208	
	do	11	53	84	22	6	159	
	Prince	12	39	64	40	3	225	
	do	13	24	59	18	8	277	
	do	14	61	46	39	2	244	
	do	15	48	99	35	12	180	
do		21	105	17	14	1		
do		21	74	23	6	1		
				WILLIAM FUGSLEY.....	118	6		

RETURN of the Eighth General Election for the House of Commons of Canada.

Rapport sur la Huitième Election Générale pour la Chambre des Communes du Canada.

Electoral Districts. Districts électoraux.	Province of NEW BRUNSWICK. du NOUVEAU-BRUNSWICK.	SUBDIVISIONS.	Names of Candidates and Number of Votes polled for each of them in each Subdivision.	Noms des Candidats et nombre de votes donnés pour chacun d'eux dans chaque subdivision.		Total Number of Votes polled in each Subdivision.	Nombre total des votes donnés dans chaque subdivision.	Number of rejected Ballots. Nombre de bulletins écartés.	Number of spoiled Ballots. Nombre de bulletins maculés.	Number of Voters on the Voters' List in each Subdivision.	Nombre d'électeurs inscrits sur la liste des électeurs dans chaque subdivision.	Population in each Constituency as shown by the last Census. Population de chaque collège électoral d'après le dernier recensement.	Remarks. Observations.	
				JOHN A. CHESTLEY.	JOHN V. ELLIS.									WILLIAM FUGSLEY.
St. JOHN. City (Cité). Continued. (Suite.)	NEW BRUNSWICK. du NOUVEAU-BRUNSWICK.	Queen's Ward (Quartier).....	No. 16	59	79	136	5	252				
		do	"	17	45	61	8	241				
		do	"	18	45	64	132	3	1	189			
		do	"	19	40	96	99	4	2	148			
		do	"	20	68	89	190	260			
		Duke's	"	21	41	45	104	173			
		do	"	22	50	79	143	6	3	224			
		do	"	23	50	61	143	12	200			
		do	"	24	68	89	184	1	2	266			
		do	"	25	47	62	129	12	208			
		Sydney	"	26	49	82	173	8	265			
		do	"	27	34	53	106	13	6	186			
		do	"	28	55	58	138	15	230			
		Guy's	"	29	42	46	109	5	2	149			
		do	"	30	68	46	135	2	180			
		do	"	31	65	15	144	17	225			
		do	"	32	30	56	106	13	6	193			
		Brook's	"	33	44	26	112	4	167			
		do	"	34	49	60	127	204			
		do	"	35	60	41	127	6	205			
		do	"	36	62	60	160	6	6	290			
		do	"	37	29	36	81	160			

RETURN of the Eighth General Election for the House of Commons of Canada.
Rapport sur la Huitième Election Générale pour la Chambre des Communes du Canada.

Electoral Districts. <i>Districts électoraux.</i>	SUBDIVISIONS.		Names of Candidates and Number of Votes polled for each of them in each Subdivision.	Total Number of Votes polled in each Subdivision.	Number of rejected Ballots. <i>Nombre de bulletins écartés.</i>	Number of spoiled Ballots. <i>Nombre de bulletins maculés.</i>	Number of Voters on the Voters' List in each Subdivision.	Nombre d'électeurs inscrits sur la liste des électeurs dans chaque subdivision.	Population in each Constituency as shown by the last Census. <i>Population de chaque collège électoral d'après le dernier recensement.</i>	Remarks. <i>Observations.</i>
	J. DOUGLAS HAZEN.	D. J. McLAUGHLIN.								
Province of NEW BRUNSWICK. du NOUVEAU- BRUNSWICK.	50	19	36	105	6	2	173	173		
St. JOHN.....	60	25	67	152	4		224	224		
City and County. (Cité et Comté.)	59	32	51	142	10		200	200		
Continued. (Suite.)	77	26	79	182	1	1	266	266		
Dukes Ward (Quartier).	25	16	52	125	16	1	208	208		
do	26	61	36	163	8		255	255		
do	26	42	21	108	12	1	186	186		
do	27	49	27	139	8	2	230	230		
do	28	33	49	139	8		149	149		
do	29	51	39	106	6		180	180		
do	30	64	39	119	4	7	225	225		
do	31	76	11	149	11	1	193	193		
do	32	37	23	108	17		167	167		
do	33	50	22	110	6		204	204		
do	34	47	18	125	1	15	205	205		
do	35	62	22	124	9	2	230	230		
do	36	65	39	164		1	160	160		
do	37	35	17	78	8		179	179		
do	38	38	21	109	7	1	201	201		
do	39	32	17	85	6	3	193	193		
Landsdown	40	43	25	116	9	4	200	200		
do	41	45	24	125	7	1	200	200		
do	42	45	24	125	7	1	256	256		
do	42	48	38	137	6	7				

Election Returns.

do	43	34	46	125	4	2	215
Dufferin	44	64	56	153	5	1	255
do	45	53	81	166	18	1	298
do	46	32	74	171	16	1	292
do	47	99	65	184	11	300
Victoria	48	56	22	124	10	201
do	49	64	31	109	3	156
do	50	38	50	178	14	5	294
do	51	22	51	125	13	2	210
do	52	22	59	183	11	291
Stanley	52	107	17	183	11	9	201
Parish of (Paroisse)	53	34	7	124	1	174
do	54	54	11	110	1	179
do	55	42	5	101	12	179
do	56	54	21	165	3	2	267
do	57	24	4	67	1	112
Martin's	57	24	4	67	1	220
do	58	45	14	144	195
do	59	91	2	128	2	2	184
do	60	30	6	125	1	1	167
do	61	40	7	43	5	167
do	62	23	15	53	18	176
do	63	26	17	103	10	4	170
do	64	32	26	126	4	195
do	65	54	21	139	4	184
do	66	42	21	126	1	170
do	67	72	12	114	3	281
do	68	58	34	103	8	1
Musquash	68	58	34	103	8	1
Totals	3,733	1,495	3,924	9,152	357*	135	14,376
Totals							25,90

*Error, should be 457.
Erreur, devrait être 457.

Majority for) JOSEPH JOHN TUCKER, 191.
Majorité pour

RETURN of the Eighth General Election for the House of Commons of Canada.

Rapport sur la Huitième Election Générale pour la Chambre des Communes du Canada.

Electoral Districts. <i>Districts électoraux.</i>	SUBDIVISIONS.	No.	Names of Candidates and Number of Votes polled for each of them in each Subdivision.		Total Number of Votes polled in each Subdivision.	Number of rejected Ballots. <i>Nombre de bulletins écartés.</i>	Number of spoiled Ballots. <i>Nombre de bulletins maculés.</i>	Number of Voters on the Voters' List in each Subdivision.	Nombre d'électeurs inscrits sur la liste des électeurs dans chaque subdivision.	Population in each Constituency as shown by the last Census.	Population de chaque collège électoral d'après le dernier recensement.	Remarks. <i>Observations.</i>
			Geo. G. KING.	R. D. WILMOT.								
PROVINCE of NEW BRUNSWICK. <i>du NOUVEAU- BRUNSWICK.</i>	SUNBURY AND QUEEN'S.	1	36	28	64	3	2	90	381			
	Brunswick	2	83	56	139	1	3	203	1,366			
	Cambridge	3	75	42	117	1	3	168	806			
	do	4	87	79	166	..	3	255	1,651			
	Canning	5	153	29	182	220	1,029			
	Chipman	6	71	46	117	153	1,130			
	do	7	89	110	199	2	..	274	1,558			
	Gagetown	8	49	84	133	187	1,914			
	Hampstead	9	39	38	77	4	1	129	1,352			
	do	10	56	38	94	..	7	142	985			
	Johnston	11	51	49	100	150	947			
	do	12	74	21	95	152	247			
	do	13	72	73	151	2	1	221	1,914			
	Petersville	14	38	82	120	1	1	186	1,455			
	do	15	90	28	118	2	3	155	910			
	do	16	57	65	122	..	2	183	985			
	Waterborough	17	93	28	121	6	..	169	764			
	do	18	65	76	141	247	1,455			
	Wickham	19	73	57	130	5	1	198	910			
	Blissville	20	66	107	173	246	1,455			
	Furton	21	55	57	112	9	2	174	910			
	do	22	48	100	148	6	..	249	1,455			
Gladstone												

Election Returns.

Majority for <i>Majorité pour</i>		GEO. G. KING, 179.		HON. JOHN COSTIGAN.		FRED LAFOREST.		Majority for <i>Majorité pour</i>	
Victoria	No.	82	61	143	1	5	221	1,242	18,217
Andover	1	82	61	143	1	5	221	1,242	18,217
do	2	50	39	89	8	4	142	1,242	18,217
Pexth	3	52	49	101	1	8	160	1,792	17,914
do	4	50	50	100	1	5	201	1,792	17,914
do	5	60	62	122	1	1	221	1,792	17,914
Gordon	6	110	53	163	1	1	221	1,792	17,914
Lorne	7	44	36	80	1	1	131	1,792	17,914
Drummond	8	41	55	96	1	1	145	1,792	17,914
do	9	32	26	58	1	1	129	1,792	17,914
do	10	64	49	113	1	1	152	1,792	17,914
do	11	57	33	90	1	1	111	1,792	17,914
Grand Falls	12	72	36	108	1	1	155	1,792	17,914
do	13	103	15	118	1	1	145	1,792	17,914
do	14	90	30	120	1	1	178	1,792	17,914
do	15	113	33	146	1	1	191	1,792	17,914
St. Leonard	16	43	43	86	1	2	106	1,792	17,914
do	17	89	48	137	1	1	181	1,792	17,914
do	18	69	78	147	1	1	203	1,792	17,914
St. Ann's	19	47	60	107	1	1	158	1,792	17,914
St. Basil	20	82	34	116	1	1	163	1,792	17,914
do	21	139	36	175	1	1	213	1,792	17,914
St. Jacques	22	77	29	106	1	1	169	1,792	17,914
Madawaska	23	73	58	131	1	3	209	1,792	17,914
do	24	71	96	167	1	1	223	1,792	17,914
St. Hilaire	25	78	123	201	2	2	266	1,792	17,914
St. Francis	26	76	86	162	2	2	223	1,792	17,914
do	26	76	86	162	2	2	223	1,792	17,914
Totals—Totaux		1,864	1,318	3,182	38	17	4,536	17,914	17,914

Majority for
Majorité pour } HON. JOHN COSTIGAN, 546.

RETURN of the Eighth General Election for the House of Commons of Canada.
Rapport sur la Huitième Election Générale pour la Chambre des Communes du Canada.

Province of NEW BRUNSWICK, du NOUVEAU- BRUNSWICK.	Electoral Districts. Districts électoraux.	SUBDIVISIONS.	Names of Candidates and Number of Votes polled in each Subdivision.		Noms des Candidats et nombre de votes donnés pour chacun d'eux dans chaque subdivision.		Total Number of Votes polled in each Subdivision.	Nombre total des votes donnés dans chaque subdivision.	Number of rejected Ballots. Nombre de bulletins écartés.	Number of spoiled Ballots. Nombre de bulletins manqués.	Number of Voters on the Voters' List in each Subdivision.	Nombre d'électeurs inscrits sur la liste des électeurs dans chaque subdivision.	Population in each Constituency as shown by the last Census. Population de chaque collège électoral d'après le dernier recensement.	Remarks. Observations.
			H. A. POWELL.	C. N. ROBINSON.										
WESTMORELAND.		Moncton City (Cité)	1	73	60	133	1	2	165	8,762				
			2	92	72	164		217						
			3	73	130	203	6	2	350			3,677		
			4	108	137	245	5	2	179					
			5	52	78	130	3	3	209			5,165		
			6	75	72	147	2	3	318					
			7	75	137	212	2	3	318					
			8	44	49	93	4		134					
			9	37	72	109	1		153					
			10	41	76	117			150					
			11	31	74	105		1	157					
			12	30	97	127	1	1	171					
			13	38	95	133	1	1	185					
			14	64	88	152	1	2	221					
			15	46	102	148			197					
			16	58	73	131			187					
			17	57	110	167	5	1	174					
			18	77	88	165			250					
			19	44	50	94			153					
			20	44	35	79		1	131					
			21	71	92	163		1	230					
			22	122	32	154	2	1	201					

Election Returns.

do	23	125	68	193	6	276	6,216
do	"	24	54	116	156	
do	"	25	92	135	195	
do	"	26	111	144	185	
do	"	27	86	151	224	
Botsford	"	28	97	177	235	
do	"	29	72	161	3	154	4,150
do	"	30	28	102	1	214	
do	"	31	79	158	240	
do	"	32	55	123	2	
Westmoreland	"	33	84	147	1	138	2,168
do	"	34	63	67	200	
do	"	35	13	78	104	
do	"	36	73	151	171	
Sackville	"	37	63	108	1	162	
do	"	38	42	90	2	128	
do	"	39	75	125	1	211	
do	"	40	81	153	1	207	4,982
do	"	41	110	139	6	175	
do	"	42	57	120	1	152	
do	"	43	69	129	161	
Dorchester	"	44	31	117	2	167	
do	"	45	43	86	3	133	
do	"	46	75	50	179	
do	"	47	69	53	1	168	
do	"	48	79	116	2	193	
do	"	49	92	124	200	8,357
do	"	50	21	113	1	101	
do	"	51	34	49	173	
do	"	52	63	97	7	174	
do	"	75	40	115	1	
Totals—Total.							41,477
							3,422
							3,417
							6,889
							68
							33
							9,694

Majority for } H. A. POWELL, 5. { As declared by the Returning Office.
Majorité pour } *Tel que déclaré par l'officier-rapporteur.*

RETURN of the Eighth General Election for the House of Commons of Canada.
Rapport sur la Huitième Election Générale pour la Chambre des Communes du Canada.

Electoral Districts. <i>Districts électoraux.</i>	SUBDIVISIONS.	Names of Candidates and Number of Votes polled for each of them in each Subdivision.	Noms des Candidats et nombre de votes donnés dans chaque subdivision.	Total Number of Votes polled in each Subdivision.	Nombre total des votes donnés dans chaque subdivision.	Number of rejected Ballots. <i>Nombre de bulletins écartés.</i>	Number of spoiled Ballots. <i>Nombre de bulletins nrculés.</i>	Number of Voters on the Voters' List in each Subdivision.	Nombre d'électeurs inscrits sur la liste des electeurs dans chaque subdivision.	Population in each Constituency as shown by the last Census. <i>Population de chaque collège électoral d'après le dernier recensement.</i>	Remarks. <i>Observations.</i>
WESTMORELAND. Continued. (<i>Suite.</i>)	Upon recount by a Judge.— (<i>Sur nouveau dépouillement par un juge</i>) :—										
	Polling Division.....	No. 1									
	do	" 2	73	60							
	do	" 3	92	72							
	do	" 4	73	56							
	do	" 5	109	138							
	do	" 6	55	78							
	do	" 7	75	74							
	do	" 8	43	136							
	do	" 9	37	52							
	do	" 10	41	73							
	do	" 11	31	75							
	do	" 12	30	98							
	do	" 13	38	96							
	do	" 14	64	88							
	do	" 15	46	102							
	do	" 16	58	73							
	do	" 17	55	60							
	do	" 18	77	88							
do	" 19	44	50								

Election Returns.

do	20	44	35
do	"	21	92
do	"	71	31
do	"	22	124
do	"	23	129
do	"	24	62
do	"	25	43
do	"	26	111
do	"	27	86
do	"	28	97
do	"	29	72
do	"	30	74
do	"	31	78
do	"	32	123
do	"	33	50
do	"	34	83
do	"	35	67
do	"	36	73
do	"	37	64
do	"	38	45
do	"	42	48
do	"	39	75
do	"	40	81
do	"	41	112
do	"	42	57
do	"	43	63
do	"	44	69
do	"	45	86
do	"	46	51
do	"	47	75
do	"	48	69
do	"	49	46
do	"	48	79
do	"	49	45
do	"	33	21
do	"	34	15
do	"	50	34
do	"	51	66
do	"	52	35
do	"	74	40
Totals—Totaux.....			3,427

Majority for } H. A. POWELL, 15. } As declared by the Judge.
Majorité pour } Tel que déclaré par le Juge.

RETURN of the Eighth General Election for the House of Commons of Canada.

Rapport sur la Huitième Election Générale pour la Chambre des Communes du Canada.

Electoral Districts. <i>Distriets électoraux.</i>	SUBDIVISIONS.	Names of Candidates and Number of Votes polled for each of them in each Subdivision.		Noms des Candidats et nombre de votes donnés pour chacun d'eux dans chaque subdivision.		Total Number of Votes polled in each Subdivision.	Nombre total des votes donnés dans chaque subdivision.	Number of rejected Ballots. <i>Nombre de bulletins écartés.</i>	Number of spoiled Ballots. <i>Nombre de bulletins maculés.</i>	Number of Voters on the Voters' List in each Subdivision.	Nombre d'électeurs inscrits sur la liste des électeurs dans chaque subdivision.	Population in each Constituency as shown by the last Census. <i>Population de chaque collège électoral d'après le dernier recensement.</i>	Remarks. <i>Observations.</i>
		EDMOND N. ALLEN.	HON. GEORGE FOSTER.	EDMOND N. ALLEN.	HON. GEORGE FOSTER.								
Province of NEW BRUNSWICK. du NOUVEAU- BRUNSWICK.	YORK												
	City (Ville) of Fredericton, Wellington Ward (Quartier)	No. 1	43	66	109	2	1	148	832				
	City (Ville) of Fredericton, St. Anne's Ward (Quartier)	"	96	102	198	12	282	1,588				
	City (Ville) of Fredericton, Carleton Ward (Quartier)	"	92	119	211	6	1	280	1,621				
	City (Ville) of Fredericton, Queen's Ward (Quartier)	"	80	75	155	5	3	284	1,387				
	City (Ville) of Fredericton, King's Ward (Quartier)	"	71	84	155	8	283	1,074				
	New Maryland	"	25	38	63	1	94	409				
	Harvey Station	"	50	47	97	1	126	1,693				
	Manner's Sutton	"	57	38	95	1	157	1,693				
	North (Nord) Lake	"	36	90	126	1	154	755				
	Blaney Ridge	"	14	51	65	77				
	Prince William, Front	"	42	57	99	3	1	139	1,398				
	Dumfries	"	53	78	131	1	1	167	689				
	McAdam	"	7	34	41	2	1	77				
	Lower (Bas) Kingsclear	"	39	70	109	147				
	Upper (Haut) Kingsclear	"	32	158	190	244				
	Canterbury, Front	"	21	52	73	1	3	86	1,746				
do	"	82	85	167	2	1	216	2,297					

Election Returns.

do Back	18	66	37	103	4	128	2,310
Southampton, Front	19	50	74	124		167	
Temperance Vale	20	30	123	162	1	221	
Millville	21	38	56	94	2	139	
Queensbury, Front	22	78	88	166		204	1,540
do Back	23	33	68	101		115	
Bright, Back	24	55	117	172	3	190	1,661
do Front	25	94	68	162		230	
Douglas Nashwaaksis	26	65	111	176	6	232	
do Keswick	27	85	105	190	1	244	2,880
do Tay	28	46	115	161	3	227	
Stanley Village	29	35	117	152	1	182	
Stanley Cross Creek	30	35	134	169	2	199	2,406
do Bloomfield	31	52	77	129	1	151	
St. Mary's Ferry	32	52	130	182	1	237	3,354
do Lower (Basse)	33	27	72	99	1	123	
Marysville	34 ^a	7	153	160	2	194	
do	34 ^b	7	149	156	3	176	1,339
Nashwaak Village	35	36	142	178	5	211	
Upper (Haute) Nashwaak	36	24	126	150	1	184	
Totals—Total		1,764	3,306	5,070	59	6,627	30,979

Many places not mentioned in Census—*Plusieurs endroits ne sont pas mentionnés au recensement.*

Majority for }
Majorité pour } HON. G. E. FOSTER, 1,542.

RETURN of the Eighth General Election for the House of Commons of Canada.
Rapport sur la Huitième Election Générale pour la Chambre des Communes du Canada.

Province of PRINCE EDWARD ISLAND. de L'ILE DU PRINCE EDOUARD.	SUBDIVISIONS.	No.	Names of Candidates and Number of Votes polled in each Subdivision.		Total Number of Votes polled in each subdivision.	Number of rejected Ballots.	Number of spoiled Ballots.	Number of voters on the Voters' List in each Subdivision.	Nombre d'électeurs inscrits sur la liste des electeurs dans chaque subdivision.	Population in each Constituency as shown by the last Census.	Population de chaque collège électoral d'après le dernier recensement.	Remarks. Observations.
			A. C. McDONALD.	P. A. McINTYRE.								
KING'S.	South Lake.....	1	59	44	103	4	1	172	172			
	North Lake.....	2	61	71	132	1	1	171	183			
	Priest Pond.....	3	54	49	103	1	...	202	253			
	Red Point.....	4	39	77	116	172	165			
	Souris, East (Est).....	5	63	99	162	1	1	288	173			
	do * River.....	6	42	61	103	157	243			
	Black Bush.....	7	43	62	105	2	6	157	221			
	Rollo Bay Chapel.....	8	59	111	170	4	1	173	207			
	St. Margaret's.....	9	26	71	97	157	235			
	Head Rollo Bay.....	10	88	61	149	3	...	157	158			
	Monticello.....	11	43	65	108	211	221			
	Head St. Peter's Bay, South (Sud).....	12	71	62	133	1	...	221	207			
	do do North (Nord).....	13	67	80	147	2	2	207	235			
	Webster's Mills.....	14	56	84	140	158	142			
	O'Brien's Lot 39.....	15	96	74	170	4	...	238	194			
	St. Andrew's.....	16	33	83	116	1	...	194	98			
	Peak's Station.....	17	56	50	106	143	180			
	Red House.....	18	91	66	157	2	4	98	143			
	Dundas.....	19	56	55	111	3	2	143	180			
	Glenfanning.....	20	1	1	1	50	1	1	1			
	Narrows Creek.....	21	67	31	98	1	1			
	Newport.....	22	67	31	98	6	6	1	1			

Election Returns.

Cardigan Bridge	23	61	38	99	1	166
Lorne Valley	24	58	84	142	2	193
Wellington	25	61	62	123	4	169
Brudenell Mills	26	45	62	107	5	287
18 Mile Brook	27	124	94	218	1	32
Summerville	28	46	23	69	..	132
Whim Road Cross	29	45	53	98	..	244
Montague Bridge	30	79	84	163	7	244
Georgetown	31	150	46	196	1	259
Totals--Totaux		1,939	1,924	3,863	103	5,911

Majority for } A. C. McDONALD, 15.
Majorité pour }

(As declared by the Returning Officer.
{ *Tel que déclaré par l'officier-rapporteur.*

A recount was made before a Judge with the same result.
(Un nouveau dépouillement a été fait devant un juge avec le même résultat.)

PRINCE (East Riding.) (Division Est.)	No.	RICHARD A. HUNT	JOHN YEO.	Population of Polling Districts not mentioned in Census--La popu- lation des arrondisse- ments de votation n'est pas mentionnée dans le recensement.
Abram's Village	1	104	69	226
Cape Egmont	2	95	43	170
Fifteen Point	3	74	56	157
Miscouche	4	122	45	196
St. Eleonor's	5	51	66	157
Summerside, West (West)	6	101	75	243
do Centre (Centre)	7	82	94	240
do East (Est)	8	76	107	224
Traveller's Rest	9	43	90	162
Indian River	10	48	137	270
Prince Town (Ville)	11	40	81	153
Kensington	12	102	98	255
Freetown	13	58	119	233
Centreville	14	60	79	172
Newton	15	61	36	128
Kink Ora	16	104	26	164
Carleton	17	48	74	162
Cape Traverse	18	70	47	138
Tryon	19	63	128	236
Melville	20	36	45	126
Bradabane	21	79	95	240
Westmoreland	22	47	39	105
Total population of Prince, 36,470. East and West Riding not given separately--Population totale de Prince, 36,470. Population des Divisions Est et Ouest n'est pas mentionnée séparément.				

RETURN of the Eighth General Election for the House of Commons of Canada.
Rapport sur la Huitième Election Générale pour la Chambre des Communes du Canada.

Electoral Districts. <i>Districts électoraux.</i>	SUBDIVISIONS.	Names of Candidates and Number of Votes polled for each of them in each Subdivision.		Noms des Candidats et nombre de votes donnés pour chacun d'eux dans chaque subdivision.		Total Number of Votes polled in each Subdivision.	Nombre total des votes donnés dans chaque subdivision.	Number of rejected Ballots. <i>Nombre de bulletins écartés.</i>	Number of spoiled Ballots. <i>Nombre de bulletins maculés.</i>	Number of Voters on the Voters' List in each Subdivision.	Nombre d'électeurs inscrits sur la liste des électeurs dans chaque subdivision.	Population in each Constituency as shown by the last Census. <i>Population de chaque collège électoral d'après le dernier recensement.</i>	Remarks. <i>Observations.</i>
		RICHARD A. HUNT.	JOHN YEO.	46	79								
PRINCE East Riding. (Division Est.) Continued. (Suite.)	Crapaud	No. 23	24	60	56	116	3	143					* Error—Erreur— Should be—Devrait être, 4,179.
	Desable	" 24	25	67	26	93	5	111					
	Bonville	" 25	26	62	106	168	203					
	Bonshaw	" 26	1,799	1,916	3,715	79	67	
Totals—Totaux.....				1,799	1,916	3,715	79	67	
													Majority for } JOHN YEO, 117.

Election Returns.

PRINCE (West Riding.) (Division Ouest.)	No.	EDWARD HACKETT.	S. F. PERRY.	JOHN YEO.	111	1	1	132
Sea Cow Pond.....	1	78	25	8	111	1	1	132
Tignish.....	2	113	58	2	173	202
Peterville.....	3	89	31	..	120	..	7	149
Skinner's Pond.....	4	106	54	3	163	198
Greenmount.....	5	92	59	2	153	18	3	217
DeBlois.....	6	105	108	1	214	9	4	258
Kildare.....	7	93	56	2	151	3	1	206
Mininegash.....	8	56	42	6	104	157
Alberton.....	9	59	85	1	145	1	1	201
Pinsville.....	10	54	88	6	148	1	1	236
Campbellton.....	11	58	57	4	119	1	1	163
Fortune Cove.....	12	44	56	2	102	1	1	146
Duval Road.....	13	45	63	2	110	2	1	159
Oyster Creek.....	14	25	40	14	79	..	4	146
Lot 7.....	15	47	51	8	106	5	4	199
do 8.....	16	71	94	9	174	16	3	250
do 9.....	17	41	87	25	153	217
do 10.....	18	38	39	31	108	184
do 11.....	19	14	29	15	58	3	1	90
do 12.....	20	29	52	28	109	3	..	162
Port Hill 13.....	21	17	69	45	131	184
Mount Pleasant, 13.....	22	29	58	44	131	3	..	174
St. Gilbert's, 14.....	23	15	43	30	88	..	10	140
Arlington, 14.....	24	75	48	10	133	11	..	184
Wellington, 15.....	25	84	54	5	143	..	4	209
South-west (Sud-ouest), 16.....	26	80	27	5	112	5	1	151
	27	36	75	13	124	1	1	197
Totals—Totalur.....		1,593	1,548	321	3,462	82	48	4,891

Majority for } EDWARD HACKETT, 45.
Majorité pour }

Total population of Prince, 36,470. East and West Riding not given separately—Population totale de Prince, 36,470. La population des Divisions Est et Ouest n'est pas mentionnée séparément.

Population of Polling Districts not mentioned in Census—La population des arrondissements de votation n'est pas mentionnée dans le recensement.

RETURN of the Eighth General Election for the House of Commons of Canada.

Rapport sur la Huitième Election Générale pour la Chambre des Communes du Canada

Province de L'ILE DU PRINCE EDOUARD.	Electoral Districts. Districts électoraux.	SUBDIVISIONS.	Names of Candidates and Number of Votes polled for each of them in each Subdivision.		Noms des Candidats et nombre de votes donnés pour chacun d'eux dans chaque subdivision.		Total Number of Votes polled in each Subdivision.	Nombre total des votes donnés dans chaque subdivision.	Number of rejected Ballots.	Nombre de bulletins écartés.	Number of spoiled Ballots.	Nombre de bulletins maculés.	Number of Voters on the Voters' List in each Subdivision.	Nombre d'électeurs inscrits sur la liste des électeurs dans chaque subdivision.	Population in each Constituency as shown by the last Census. Population de chaque collège électoral d'après le dernier recensement.	Remarks. Observations.		
			M. MARTIN.	WILLIAM WELSH.														
QUEEN'S (East Riding.) Division Est.)		Sturgeon	77	80	157	1	217											
		Murray Harbour, North (Nord)	83	49	132		181											
		St. Mary's Road	78	31	109	20	1	156										
		Creighton	106	84	190		273											
		High Banks	94	53	147		199											
		Glen William	66	65	131		183											
		Wood Island	61	51	112		147											
		Belle Creek	60	63	123	26	2	187										
		Caledonia	64	6	180		223											
		Grandview	129	51	179		213											
		Eldon	104	75	179		213											
		Point Prim	40	39	79		98											
		Newtown	52	40	92		108											
		Vernon River	69	80	149		188					16						
		Pisquid Road	51	39	90		111											
		Cherry Valley	64	63	127		147											
		Pownal	49	118	167		238	43										
		Southport	24	61	85		119					20						
		Mount Herbert	17	49	66		86					1						
		Johnson's River	59	57	116		135					2						
		Monaghan	148	51	199		235	7										
		Pisquid	38	49	87		114											

Election Returns.

		50	67	117	1	34	151								
Hillsborough	23			93	11		136								
Tracadie	24	57	36	155		34	175								
Bedford	25	91	64	119	4	1	140								
Little York	26	66	53	50			150								
Covehead	27	76	50	126		20	107								
Brackley Point	28	19	51	70			180								
do Road	29	39	103	142	13	2	179								
Wheady River	30	73	51	194	16		167								
South (Sud) Rustico	31	85	47	182	4		159								
North (Nord) do	32	86	45	181	8										
Totals—Totaux		2,175	1,821	3,996	166	107	5,203								23,464
		Majority for } M. MARTIN, 354. Majorité pour }													
		L. H. DAVIS.													
		J. J. JENKINS.													
QUEEN'S	No.	91	46	137	2		166								
West Division.	1	33	27	80			97								
(Division Ouest.)	2	106	49	155	2		189								
	3	99	55	154			199								
	4	62	109	171	1	1	210								
	5	43	19	62	8		108								
	6	78	82	180		4	186								
	7	76	62	138		15	170								
	8	96	78	174	17		222								
	9	79	39	118			145								
	10	50	36	86	2		115								
	11	91	41	132	1	1	156								
	12	97	73	170			199								
	13	63	12	75	3		92								
	14	50	92	142	6		171								
	15	54	82	136	1	1	154								
	16	51	66	117	2		141								
	17	19	52	71	2	1	84								
	18	51	50	101			129								
	19	49	43	92	4		105								
	20	77	59	136			166								
	21	64	49	113		6	143								
	22	70	76	146	6		184								
	23	108	69	177	1		209								

Election Returns

do	2	8	48	32	88					254
do	2a	13	40	27	80					248
do	3	7	44	36	87					258
do	3a	11	42	50	103					317
do	3b	7	40	36	83					240
do	4	20	38	81	139					318
do	4a	7	31	32	70					281
do	4b	27	33	67	127					328
do	5	30	37	46	113					301
do	5a	5	33	33	71					213
do	5b	8	25	30	63					204
do	6	9	43	44	96					341
do	7	9	33	32	74					236
do	7a	11	26	28	65					187
do	8	7	27	32	66					236
do	8a	5	24	33	62					245
do	9	7	29	41	77					243
do	9a	15	36	56	107					303
do	9b	10	37	39	86					313
do	9c	4	25	41	70					296
do	10	11	46	64	121					330
do	10a	21	23	60	104					309
do	10b	23	31	58	112					305
do	11	4	19	48	71					255
do	11a	5	20	63	88					310
do	11b	8	20	33	61					365
do	11c	11	20	42	73					271
do	11d	5	28	58	91					341
do	11e	6	22	24	52					257
do	11f	6	20	34	60					256
Hastings	12	5	11	8	24					166
Coquitlan	13	6	17	12	35					113
Port Moody	14	14	15	18	47					111
Moodyville	15	11	27	6	44					117
North (North) Vancouver	16	2	16	5	23					183
Howe Sound	17	12	29	13	54					190
Cortez Island	18	7	8	2	17					113
Valdez Island	19	12	4	13	29					136
River's Inlet	20	4	2	6	12					31
Port Essington	21	10	21	36	67					190
Totals--Totaur	410	1,214	1,512	3,146	6	51	10,230	24,360		

Majority for } G. H. COWAN, 298.
Majorité pour } G. R. MAXWELL over { W. J. BOWSER, 1,092.

RETURN of the Eighth General Election for the House of Commons of Canada.
Rapport sur la Huitième Election Générale pour la Chambre des Communes du Canada.

Electoral Districts. <i>Districts électoraux.</i>	SUBDIVISIONS.	Names of Candidates and Number of Votes polled for each of them in each Subdivision.		Nomms des Candidats et nombre de votes donnés pour chacun d'eux dans chaque subdivision.		Total Number of Votes polled in each Subdivision.	Nombre total des votes donnés dans chaque subdivision.	Number of rejected Ballots. <i>Nombre de bulletins écartés.</i>	Number of spoiled Ballots. <i>Nombre de bulletins maculés.</i>	Number of Voters on the Voters' List in each Subdivision.	Nombre d'électeurs inscrits sur la liste des électeurs dans chaque subdivision.	Population in each Constituency as shown by the last Census. <i>Population de chaque collège électoral d'après le dernier recensement.</i>	Remarks. <i>Observations.</i>
		AULAY MORRISON.	RICHARD MCBRIDE.										
NEW WESTMINSTER.	New Westminster City (<i>Cité</i>).....	1	86	82	210	9,678	1,112	680	Many places not men- tioned in the Census— <i>Plusieurs endroits non mentionnés dans le re- censement.</i>				
	do	1 ^a	46	91	230								
	do	2	78	141	288								
	do	3	44	82	179								
	do	3 ^a	45	70	148								
	do	4	40	28	157								
	do	4 ^a	42	25	183								
	do	5	57	36	200								
	do	5 ^a	35	22	189								
	do	6	54	32	164								
	do	6 ^a	36	18	164								
	do	7	65	39	267								
	do	7 ^a	65	26	228								
	do	8	23	42	179								
	do	8 ^a	31	36	173								
	do	9	33	35	200								
do	10	24	28	197									
do	11	34	33	161									
do	12	23	16	185									
do	13	21	19	40									
do	14	34	25	59									
do	15	30	19	231									
do	16	10	9	38									

Election Returns.

Port Hammond.....	17	19	25	44	117
Port Hamy.....	18	54	53	107	219
Stove.....	19	21	17	38	127
Mission City (Cité).....	20	10	31	41	137
Hatzic.....	21	24	25	49	134
Dewdney.....	22	24	46	70	125
Niucmen.....	23	28	21	49	150
Harrison.....	24	42	26	68	171
Cheam.....	25	33	61	94	68
Hope.....	26	21	18	39	194
Chilliwack.....	27	47	46	93	129
Saidis.....	28	36	42	78	75
Sumas.....	29	18	27	45	184
Abbotsford.....	30	28	27	55	130
East (Est) Matsqui.....	31	26	10	36	209
West (Ouest) do.....	32	45	17	62	250
East (Est) Langley.....	33	44	26	70	192
South (Sud) do.....	34	55	28	83	284
Langley Prairie.....	35	74	45	119	181
North (Nord) Surrey.....	36	22	20	42	195
East (Est) do.....	37	33	35	68	217
South (Sud) do.....	38	15	10	25	255
West (Ouest) do.....	39	37	26	63	181
Brownsville.....	40	21	10	31	203
East (Est) Delta.....	41	46	40	86	243
West (Ouest) do.....	42	49	66	115	1,289
Totals—Totaux.....	1,758	1,460	3,218	7	40	8,692
						14,648
						Population, 17,866.

Majority for } AULAY MORRISON, 298.
Majorité pour }

RETURN of the Eighth General Election for the House of Commons of Canada.

Rapport sur la Huitième Election Générale pour la Chambre des Communes du Canada.

Electoral Districts. Districts électoraux.	SUBDIVISIONS.	Names of Candidates and Number of Votes polled for each of them in each Subdivision.			Noms des Candidats et nombre de votes donnés pour chacun d'eux dans chaque subdivision.		Total Number of Votes polled in each Subdivision.	Nombre total des votes donnés dans chaque subdivision.	Number of rejected Ballots.	Nombre de bulletins écartés.	Number of spoiled Ballots.	Nombre de bulletins nuls.	Number of Voters on the Voters' List in each Subdivision.	Nombre d'électeurs inscrits sur la liste des électeurs dans chaque subdivision.	Population in each Constituency as shown by the last Census.	Population de chaque collège électoral d'après le dernier recensement.	Remarks. Observations.
		JAMES HAGGART	ANDREW HASLAM.	WM. W. B. McINNIS.	ANDREW HASLAM.	WM. W. B. McINNIS.											
VANCOUVER	Nanaimo	1	73	50	135	6	217	135	6	135	217	6,512			
	do	1a	91	42	148	3	922	148	3	148	922				
	do	2	83	55	145	4	237	145	4	2	..	145	237				
	do	2a	83	64	154	4	196	154	4	3	..	154	196				
	do	3	3	69	61	138	3	213	138	3	1	..	213				
	do	3a	3	74	76	155	9	311	155	9	12	..	311				
	Northfield	4	90	25	73	188	11	352	188	11	3	..	352				
	Wellington	5	149	14	66	229	..	136	229	136				
	Nanaimo River	6	13	27	46	86	6	53	86	6	2	..	53		125		
	Gabriola Island	7	11	18	13	42	..	171	42	171		191		
	Alberni	8	12	15	66	93	..	238	93	238				
	Courtney	9	39	27	82	148	..	66	148	..	5	..	66				
	Denman Island	10	7	9	18	31	..	381	31	381				
	Sommos	11	8	68	71	147	3	231	147	3	231				
	McPhersons	12	16	39	37	92	1	74	92	1	74				
	Vesuvius Bay	13	3	9	17	29	..	95	29	95				
	Burgoyne Bay	14	7	6	16	29	..	610	29	..	4	..	610			Many places not mentioned in Census—Plusieurs endroits non mentionnés dans le recensement.	
	Mayne Island	15	25	1	48	48	..	228	48	..	1	..	228				
	South (Sud) Saanich	16	65	23	36	124	12	214	124	12	3	..	214				
Royal Oak	17	25	18	73	73	..	208	73	208					
Sooke	18	43	10	14	67	3	178	67	3	1	..	178					
Union	19	..	8	45	127	6	..	127	6					

RETURN of the Eighth General Election for the House of Commons of Canada.
Rapport sur la Huitième Election Générale pour la Chambre des Communes du Canada.

Electoral Districts. <i>Districts électoraux.</i>	SUBDIVISIONS.		No.	Remarks. <i>Observations.</i>									
	Names of Candidates and Number of Votes polled for each of them in each Subdivision.	J. A. MARA. nombre de votes donnés pour chacun d'eux dans chaque subdivision.		Total Number of Votes polled in each Subdivision.	Number of rejected Ballots.	Number of bulletins écartés.	Number of spoiled Ballots.	Number of bulletins maqués.	Number of Voters on the Voters' List in each Subdivision.	Nombre d'électeurs inscrits sur la liste des électeurs dans chaque subdivision.	Population in each Constituency as shown by the last Census.	Population de chaque college électoral d'après le dernier recensement.	
YALE AND CARIBOO of BRITISH COLUMBIA. <i>de la COLOMBIE ANGLAISE.</i>	Agassiz	26	14	40	2	0	0	0	89	774	Many places not men- tioned in Census— <i>Plusieurs endroits non men- tionnés dans le recensement.</i>		
	Hope	9	13	22	0	0	0	50	382				
	Yale	16	9	25	1	0	0	59	209	1,338			
	North (Word) Bend	20	27	47	1	0	0	209	143	307			
	Lytton	17	17	34	0	0	0	121	146	1,517			
	Spences Bridge	11	9	20	7	0	0	146	50	752			
	Spence's Bridge	45	14	59	2	0	0	146	497	303			
	Ashcroft	21	13	34	4	0	0	50	126	220			
	Savona	148	163	311	4	0	0	497	71	826			
	Kamloops	41	29	70	7	0	0	126	160	348			
	Nicola	22	19	41	0	0	0	71	46				
	Douglas Lake	25	6	31	0	0	0	46	32				
	Princeton	22	10	32	3	0	0	32	189				
	Ducks	14	8	22	0	0	0	32	70				
	Shuswap	51	29	80	1	0	0	189	74				
	Salmon Arm	24	20	44	1	0	0	70	192				
	Grand Prairie	8	21	29	3	0	0	74	236				
	Mara	53	40	93	0	0	0	192	496				
	Enderley	18	48	66	2	0	0	236	156				
	Armstrong	19	87	106	0	0	0	496	215				
	Vernon	20	97	117	0	0	0	156	348				
	Lumley	21	47	68	1	0	0	156					
Okanagan	22	27	54	12	0	0	215						

Election Returns.

Penticton	23	13	25	2	1	62
Osageos	24	8	31	1	1	237
Midway	25	22	37	3		111
Christina Lake	26	16	29		1	110
Big Bend	27	4	6			34
Revelstoke	28	81	148	9	2	378
Illecillewaet	29	4	15		1	27
Rodgers Pass	30	11	14	9	1	74
Donald	31	53	112	3	2	235
Golden	32	61	91	5	3	279
Field	33	22	34	1		174
Lardean	34	16	25			45
Trout Lake	35	4	12			21
Galena	36	8	12		1	45
Nakusp	37	20	44		2	104
Kaslo	38	96	161		7	336
Windermere	39	25	33		1	136
Fire Valley	40	5	16			24
New Denver	41	51	93	10		210
Nelson	42	91	183	1		323
Ainsworth	43	27	33			67
Waneta	44	11	18		1	67
Goat River	45	2	16		1	39
Fort Steele	46	28	56		4	147
Louis Creek	47	7	14		1	42
Richfield	48	49	84			116
Lightning Creek	49	13	17			31
Quesnelle	50	17	33	1		87
Kethley Creek	51	15	25		1	47
Alexandria	52	47	63	1	1	148
Williams Lake	53	41	56		1	129
Lac LeHache	54	20	36			207
Alk'ali Lake	55	21	22	5	1	534
Climton	56	33	63		1	388
Big-Bar	57	12	13		1	35
Lilloet	58	18	45		1	70
Pavillon	59	10	17			28
Empire Valley	60	13	13			27
Pemberton	61	3	3			24
Totals—Totaux	1,824	1,479	3,303	98	51	7,743
						Population, 19,180.
						12,997

Majority for } H. Bostock, 345.
Majorité pour }

Election Returns.

do	23	30	17	46	93							138
do	"	24	76	35	213				1			288
do	"	25	45	30	143				1			197
do	"	26	29	61	7							102
do	"	27	89	53	201			6				282
do	"	28	51	70	83				3			234
do	"	29	29	33	7				2			132
do	"	30	86	98	5				3			278
do	"	31	80	43	5							205
do	"	32	56	17	73			1				121
do	"	33	51	71	123				1			177
do	"	34	44	38	91				2			133
do	"	35	36	69	4			2				152
do	"	36	30	15	24							118
do	"	37	29	24	76							109
do	"	38	32	29	77							133
do	"	39	41	34	94							148
do	"	40	64	82	24				3			225
do	"	41	49	62	18				1			196
do	"	42	24	19	64							156
do	"	43	61	18	55							195
do	"	44	58	16	134				4			221
do	"	45	21	31	14							122
do	"	46	70	87	9			1	1			245
do	"	47	26	23	29			1	2			215
do	"	48	20	18	47							172
do	"	49	17	30	39							140
do	"	50	23	60	14				1			172
do	"	51	6	30	4							180
do	"	52	39	53	6				3			242
do	"	53	62	87	17							100
do	"	54	21	30	9				1			100
do	"	55	13	54	10							135
do	"	56	18	51	13							149
Totals—Totaux											25,575	
2,738											*10,778	
3,073											59	
1,102											47	
6,913												
25,575												

Population of polling districts not mentioned in Census—*La population des bureaux de votation n'est pas mentionnée dans le recensement.*
 * Error, should be 10,666.
Erreur, devrait être 10,666.

Majority for D'ALTON MCCARTHY, over W. A. McDONALD, 335.
Majorité pour do do do
 over W. POSTLETHWAITE, 1,971.

RETURN of the Eighth General Election for the House of Commons of Canada.
Rapport sur la Huitième Election Générale pour la Chambre des Communes du Canada.

Electoral Districts. <i>Districts électoraux.</i>	SUBDIVISIONS.	Names of Candidates and Number of Votes polled for each of them in each Subdivision.		Total Number of Votes polled in each Subdivision.	Number of rejected Ballots. <i>Nombre de bulletins écartés.</i>	Number of spoiled Ballots. <i>Nombre de bulletins nuds.</i>	Number of Voters on the Voters' List in each Subdivision.	Nombre d'électeurs inscrits sur la liste des electeurs dans chaque subdivision.	Population in each Constituency as shown by the last Census. <i>Population de chaque collège électoral d'après le dernier recensement.</i>	Remarks. <i>Observations.</i>
		ROBERT LORN RICHARDSON.	ROGERS.							
LISGAR No. 1	70	54	124	225
	do " 2	83	58	141	236
	do " 3	65	33	98	1	242
	do " 4	40	38	78	239
	do " 5	38	46	84	270
	do " 6	98	31	129	273
	do " 7	32	71	103	2	219
	do " 8	38	46	84	307
	do " 9	47	39	86	257
	do " 10	19	86	105	1	266
	do " 11	31	31	62	222
	do " 12	47	37	84	196
	do " 13	68	73	141	241
	do " 14	79	37	116	253
	do " 15	49	40	89	237
	do " 16	14	8	22	94
	do " 17	24	48	72	182
	do " 18	1	2	3	1	191
	do " 19	1	3	4	179
	do " 20	1	4	5	178
	do " 21	48	31	79	227

RETURN of the Eighth General Election for the House of Commons of Canada.

Rapport sur la Huitième Election Générale pour la Chambre des Communes du Canada.

Electoral Districts. <i>Districts électoraux.</i>	SUBDIVISIONS.	Names of Candidates and Number of Votes polled for each of them in each Subdivision.		Noms des Candidats et nombre de votes donnés pour chacun d'eux dans chaque subdivision.		Total Number of Votes polled in each Subdivision.		Nombre total des votes donnés dans chaque subdivision.		Number of rejected Ballots. <i>Nombre de bulletins écartés.</i>		Number of spoiled Ballots. <i>Nombre de bulletins maculés.</i>		Number of Voters on the Voters' List in each Subdivision.		Nombre d'électeurs inscrits sur la liste des électeurs dans chaque subdivision.		Population in each Constituency as shown by the last Census. <i>Population de chaque collège électoral d'après le dernier recensement.</i>		Remarks. <i>Observations.</i>					
		RICHARDSON.	ROGERS.	RICHARDSON.	ROGERS.	Total	Subdivision	Number of rejected Ballots.	Number of spoiled Ballots.	Number of Voters on the Voters' List in each Subdivision.	Nombre d'électeurs inscrits sur la liste des électeurs dans chaque subdivision.	Population	Subdivision												
Province of MANITOBA. du MANITOBA.	Polling Division No. 70 do " 71 Totals—Totaux.....	30	41	30	41	71	71	2	151					
		29	51	29	51	80	80	169				
		2,657	2,603	2,657	2,603	5,260	5,260	20	20	20	20	14,842	28,585			
		Majority for } ROBERT LOYN RICHARDSON, 54. Majorité pour }																							
		MACDONALD.....	Poplar Point..... No. 1 High Bluff..... " 2 do West (Ouest)..... " 3 Portage La Prairie..... " 4 Burnside, East (Est)..... " 5 Prospect, East (Est)..... " 6 do West (Ouest)..... " 7 Burnside, West (Ouest)..... " 8	44	16	44	16	60	60		
				18	8	18	8	26	26	
				15	8	15	8	23	23
				37	27	37	27	64	64
				42	13	42	13	55	55
				71	34	71	34	105	105
42	35			42	35	77	77		
49	36			49	36	85	85		
NATHANIEL BOYD, CHARLES BATHWAITE, JOHN G. RUTHERFORD.																									

Election Returns.

Milford	9	35	50	88	1	4	147	
Oakville	10	22	14	9	8	8	165	
Elm River	11	34	5	61	7	8	238	567
Portage La Prairie, East (Est)	12	63	11	71	2	2	231	
do East Centre (Centre Est)	13	51	5	90	2	2	223	
do Centre (Centre)	14	64	8	72	2	2	171	3,363
do West Centre (Centre Ouest)	15	68	11	41	2	2	232	
do West (Ouest)	16	71	11	59	2	4	210	1,819
Westbourne	17	28	6	39	2	4	53	
Kinisota	18	31	3	9	2	1	87	148
Richmond	19	42	29	16	2	1	78	
Blake	20	9	8	37	2	7	124	
Palestine	21	22	22	28	2	7	124	
Squirrel Creek	22	12	31	17	2	7	104	
Gladstone	23	46	11	47	2	1	132	378
Image Creek	24	27	49	49	2	1	206	
McGregor	25	71	14	70	2	1	282	
Austin	26	60	22	96	2	1	235	
Sewell	27	28	14	63	2	1	128	
Austin, South (Sud)	28	49	29	15	2	2	111	
Treherne, East (Est)	29	52	16	46	6	2	176	
do	30	39	17	58	2	2	181	
do North (Nord)	31	33	44	39	2	2	269	
Holland, East (Est)	32	84	34	38	4	1	240	
do Village	33	43	3	29	3	1	96	4,108
Cypress River	34	41	15	45	3	5	149	
Glenboro, Centre (Centre)	35	121	2	70	8	5	237	
do East (Est)	36	33	12	53	8	2	168	
do West (Ouest)	37	60	1	32	1	2	130	
Carberry, East (Est)	38	59	7	44	2	2	170	
do West (Ouest)	39	53	5	38	1	9	151	
Meibourne	40	83	10	19	2	1	189	
Pine Creek	41	73	57	36	2	1	235	
Petrel	42	34	33	29	11	2	178	664
Osprey	43	33	57	36	2	2	219	752
Glendale	44	47	99	46	5	5	275	1,037
Lansdowne	45	56	51	27	3	1	216	
do North (Nord)	46	11	86	8	8	1	196	
Arden	47	46	36	31	2	2	189	
Neepawa	48	104	10	91	7	10	325	
Rosedale, East (Est)	49	36	72	15	1	1	188	
do West (Ouest)	50	75	53	26	1	1	211	1,698
do North (Nord)	51	39	43	14	2	2	200	
Dauphin, East (Est)	52	35	1	19	2	3	77	
Totals—Totaux	2,436	1,259	2,038	5,733	79	70	*9,357	18,268

Many Polling Districts not mentioned in Census—Plusieurs bureaux de votation ne sont pas mentionnés dans le recensement.
* Error—Erreur :—Should be—Devrait être, 9,352.

Population, 22,776.

Majority for } NATHANIEL BOYD, 398.
Majorité pour }

RETURN of the Eighth General Election for the House of Commons of Canada.

Rapport sur la Huitième Election Générale pour la Chambre des Communes du Canada.

Electoral Districts. Districts électoraux.	Names of Candidates and Number of Votes polled for each of them in each Subdivision.		Noms des Candidats et Nombre de votes donnés pour chacun d'eux dans chaque subdivision.		Total Number of Votes polled in each Subdivision. Nombre total des votes donnés dans chaque subdivision.	Number of rejected Ballots. Nombre de bulletins écartés.	Number of spoiled Ballots. Nombre de bulletins maculés.	Number of Voters on the Voters' List in each Subdivision. Nombre de électeurs inscrits sur la liste des électeurs dans chaque subdivision.	Population in each Constituency as shown by the last Census. Population de chaque collège électoral d'après le dernier recensement.	Remarks. Observations.
	J. H. ASHDOWN.	G. A. I. A. MARSHALL.	W. J. ROCHE.							
MARQUETTE	1	22	14	73	109	1	1	171	596	
Clanwilliam, East (East)	No.							162		
do West (West)	"	20	7	64	91			246		
Odanah, North (North)	"	33	13	68	114			295	1,074	
do South (South)	"	38	38	84	160			152		
Saskatchewan, South (South)	"	33	2	19	54			216	720	
do Centre (Centre)	"	33	28	25	76		1	190		
do Nord (Nord)	"	40	18	18	76		2	193	437	
Harrison	"	36	12	51	99		1	276		
Strathclair	"	95	7	59	161			229		See Shoal Lake—Voir Shoal Lake.
do North (North)	"	25	7	40	72			269	527	
Blanchard, North (North)	"	56	6	51	113			200		
do South (South)	"	61	25	18	104			200	723	
Oak River	"	30	17	67	114			140		
do Centre (Centre)	"	26	4	25	55			181		
do North (North)	"	60	4	45	105			114	1,537	
Shoal Lake	"	24	1	9	34			126		
do South (South)	"	54	20	20	74			161		
do North (North)	"	17	54	17	86		3	167		
Lake Dauphin, East (East)	"	18	17	86	103		1	152		Not mentioned in Census —Non mentionné dans le recensement.
do Centre (Centre)	"	19	57	1	71		2	188		
do West (West)	"	20	47	5	123			185		
Birtle, East (East)	"	19	11	14	44			209		
do Centre (Centre)	"	22	22	13	56			846		

Province
of MANITOBA.
de MANITOBA.

RETURN of the Eighth General Election for the House of Commons of Canada.
Rapport sur la Huitième Election Générale pour la Chambre des Communes du Canada.

Electoral Districts. <i>Districts électoraux.</i>	SUBDIVISIONS.	Names of Candidates and for each of them in each Subdivision.		Total Number of Votes polled in each Subdivision.	Number of rejected Ballots.	Number of spoiled Ballots.	Number of Voters on the Voters' List in each Subdivision.	Nombre d'électeurs inscrits sur la liste des electeurs dans chaque subdivision.	Population in each Constituency as shown by the last Census.	Population de chaque collége électoral d'après le dernier recensement.	Remarks. <i>Observations.</i>
		A. A. C. P. LA RIVIÈRE.	GEORGE WALTON.								
PROVINCHE Continued. (<i>Suite.</i>)	St. Malo	39	11	50	2	2	155	286	Many polling districts not mentioned in Census — <i>Plusieurs bureaux de votation ne sont pas men- tionnés dans le recense- ment.</i>		
	Union Point	22	15	37	1	1	147	1,001			
	Morris, West (<i>Ouest</i>)	9	36	39	2	2	221				
	do Town (<i>Ville</i>)	23	30	59	2	2	91				
	St. Jean-Baptiste	25	114	133	1	1	212				
	Letellier	26	108	146	2	2	192				
	St. Pie	27	14	57	5	5	102				
	Aubigny	28	10	18	1	1	53				
	Morris Municipality (<i>Municipalité</i>)	29	5	10	15	1	22				
	St. Jean-Baptiste, East (<i>Est</i>)	30	47	50	50	1	105				
	Dominion, City (<i>Cité</i>)	31	40	73	113	1	197				
	Greenridge	32	25	74	99	1	179				
	Stuartborn	33	9	7	16	1	26				
	Emerson, West (<i>Ouest</i>)	34	13	13	26	1	52				
	do	35	26	39	65	1	102				
	do	36	16	26	42	1	59				
Totals— <i>Totaux</i>		1,476	810	2,286	23	19	4,703		8,776	Population, 15,469.	
		Majority for <i>Majorité pour</i> } A. A. C. LA RIVIÈRE, 665.									

Election Returns.

SELKIRK	Polling District	No.	HUGH ARMSTRONG.	JOHN A. MACDONELL.	128	1	361
do	1	76	52	128	1	1	361
do	2	28	18	46	1	1	243
do	3	24	22	46	1	1	158
do	4	45	27	72	1	1	146
do	5	65	15	80	1	1	202
do	6	8	15	16	1	1	135
do	7	7	15	22	1	1	151
do	8	21	17	38	1	1	103
do	9	86	27	113	1	1	207
do	10	56	38	94	3	3	178
do	11	68	89	137	1	1	288
do	12	45	37	82	1	1	189
do	13	62	65	127	9	9	236
do	14	41	92	133	2	2	277
do	15	35	43	78	2	2	249
do	16	15	36	51	2	2	117
do	17	45	76	121	4	4	212
do	18	50	103	153	3	3	247
do	19	20	33	53	3	3	140
do	20	14	6	20	2	2	45
do	21	52	51	103	2	2	153
do	22	46	84	130	2	2	179
do	23	72	51	123	1	1	288
do	24	14	15	29	1	1	77
do	25	20	30	50	1	1	102
do	26	45	23	68	1	1	116
do	27	34	30	64	1	1	168
do	28	18	23	41	1	1	199
do	29	5	7	12	1	1	112
do	30	14	24	38	1	1	131
do	31	6	8	14	1	1	46
do	32	52	30	82	1	1	152
do	33	26	37	63	8	8	157
do	34	18	18	36	4	4	65
do	35	84	44	78	1	1	176
do	36	15	37	52	3	3	200
do	37	22	33	55	3	3	198
do	38	27	26	53	1	1	199
do	39	84	19	53	1	1	181
do	40	19	14	33	2	2	112
do	41	71	38	109	3	3	288

RETURN of the Eighth General Election for the House of Commons of Canada.

Rapport sur la Huitième Election Générale pour la Chambre des Communes du Canada.

Electoral Districts. <i>Districts électoraux.</i>	SUBDIVISIONS.	Names of Candidates and Number of Votes polled for each of them in each Subdivision.		Noms des Candidats et nombre de votes donnés pour chacun d'eux dans chaque subdivision.		Total number of Votes polled in each Subdivision.		Number of rejected Ballots.	Nombre de bulletins écartés.	Number of spoiled Ballots.	Nombre de bulletins nuls.	Number of Voters on the Voters' List in each Subdivision.	Nombre d'électeurs inscrits sur la liste des électeurs dans chaque subdivision.	Population in each Constituency as shown by the last Census. <i>Population de chaque collège électoral d'après le dernier recensement.</i>	Remarks. <i>Observations.</i>
		HUGH ARMSTRONG.	JOHN A. MACDONELL.	Number of Votes polled for each of them in each Subdivision.	Noms des Candidats et nombre de votes donnés pour chacun d'eux dans chaque subdivision.	Total number of Votes polled in each Subdivision.	Number of rejected Ballots.								
SELKIRK. Continued. (<i>Suite.</i>)	Polling District	55	75	130	1	229									Population of polling dis- tricts not mentioned in Census— <i>La population des bureaux de votation n'est pas mentionnée dans le recensement.</i>
	do	45	44	89	1	203									
	do	47	59	106	1	211									
	do	45	43	90	1	159									
	do	46	24	53	1	69									
	do	47	7	7	1	17									
	do	47	7	54	1	196									
	Totals— <i>Totaux</i>	1,712	1,713	3,425	34	8,207									
Majority for } JOHN A. MACDONELL, 1. Majorité pour }															

Election Returns.

Winnipeg	Polling District	No.	Hon. Hugh J. MacDonald	Joseph Martin	4	62	62	10,603	25,639	Population of polling districts not mentioned in Census — La population des bureaux de votation n'est pas mentionné dans le recensement.
	1	78	51	129	4	3	392			
	1a	54	40	94	1	2	213			
	2	124	87	211	1	10	364			
	3	130	53	183			292			
	3a	86	75	161			258			
	4	84	54	138			230			
	4a	68	54	122	1	1	205			
	5	92	103	195	2	1	347			
	6	122	83	205	1	1	374			
	7	71	96	167	3	2	303			
	7a	43	63	106	3	1	204			
	8	59	71	130			276			
	8a	36	48	84	2	5	238			
	9	103	75	178	7		287			
	9a	64	74	138			236			
	10	60	57	117			210			
	10a	68	70	138			223			
	11	80	76	156	2	3	272			
	12	75	119	194	1	1	349			
	13	68	111	179			317			
	13a	55	72	127	2	1	266			
	14	79	96	175	2	0	300			
	15	54	63	117	2		188			
	15a	35	76	111			188			
	16	94	113	207	4	1	341			
	17	85	77	162	1		286			
	17a	44	70	114		2	236			
	18	88	72	160	1		294			
	19	61	64	125	1	5	225			
	19a	56	61	117			212			
	19b	55	53	108	4		208			
	20	75	60	135	1	4	211			
	21	110	87	197	4	2	375			
	22	83	53	136	4		239			
	22a	76	60	136			232			
	22b	67	63	130	2		243			
	23	75	62	137	5		265			
	23a	63	63	126		6	230			
	24	74	61	135			301			
	24a	67	49	116	2	2	278			
Totals—Totaux			2,961	2,835	5,796	62	62	10,603	25,639	
			Majority for } Hon. Hugh J. MacDonald, 126. Majorité pour }							

RETURN of the Eighth General Election for the House of Commons of Canada.

Rapport sur la Huitième Election Générale pour la Chambre des Communes du Canada.

Electoral Districts. <i>Districts électoraux.</i>	SUBDIVISIONS.	Names of Candidates and Number of Votes polled for each of them in each Subdivision.			Noms des Candidats et nombre de votes donnés pour chacun d'eux dans chaque subdivision.		Total Number of Votes polled in each Subdivision.	Nombre total des votes donnés dans chaque subdivision.	Number of rejected Ballots. <i>Nombre de bulletins écartés.</i>	Number of spoiled Ballots. <i>Nombre de bulletins maculés.</i>	Number of Voters on the Voters' List in each Subdivision.	Nombre d'électeurs inscrits sur la liste des électeurs dans chaque subdivision.	Population in each Constituency as shown by the last Census. <i>Population de chaque collège électoral d'après le dernier recensement.</i>	Remarks. <i>Observations.</i>
		SIMON I. CLARK	THOS. B. H. COCHRANE.	FRANK OLIVER.										
ALBERTA.	Coutts	1		2	24	1	26	1		1				
	Colles	2		2	16		18			1				
	Lees Creek	3		14	93		107			1				
	Mountain View	4		45	20		65			3				
	Stand-Off	5		11	32		43			2				
	Fishburn	6		27	34		61							
	Pincher Creek	7		10	24		34							
	Mill Creek	7 ^a	3	66	131		200			6				
	Louis	8		17	22		39			1				
	Livingston	9		15	35		50							
	West (West) MacLeod	10		31	21		52			4				
	Cut Bank	10 ^a		35	21		56			6				
	MacLeod	11		5	8		13							
	Kipp	12		114	86		200							
	North (North) Lethbridge	13		7	3		10							
	Pot-Hole	13 ^a		57	51		108							
	South (South) Lethbridge	13 ^b		4	6		10							
	Woodpecker	14		139	104		243							
Cassils	15		5	2		7								
Gleichen	16		19	7		27								
Winder	17		46	51		98								
Nanton	18		31	19		52								
			6	12		18								

Election Returns.

Petisko.....	19	21	6	27	74
High River.....	20	26	37	63	6	112
Laneham.....	21	3	3	6	15
Millarville.....	22	28	20	48	3	72
Priddis.....	23	20	14	34	1	45
Gladsys.....	24	18	19	37	2	54
Dewdney.....	25	64	101	167	1	236
Fish Creek, Midnapore	26	32	40	73	1	116
Langdon.....	27	8	8	16	61
Rosebud.....	28	12	10	22	36
East (Est) Calgary	29	24	222	417	9	637
West (West) Calgary	30	4	100	239	342
South (Sud) Calgary	31	5	163	241	3	370
Spring Bank.....	32	26	24	53	1	89
Jumping Pond.....	33	1	20	40	48
Mitford.....	34	32	34	66	81
Morley.....	35	12	17	29	2	45
Cannore.....	36	83	96	120	5	190
Anthracte.....	37	30	14	44	3	64
Banff.....	38	63	23	87	1	103
Laggan.....	39	6	19	25	15
Dog Pond.....	40	42	3	45	53
Beaver Dam.....	40a	3	17	20	1	48
Didsburg.....	41	12	14	27	43
Olds.....	42	53	53	107	6	135
Bowden.....	43	2	17	47	6	150
Tindastol.....	44	6	11	17	25
Innisfail.....	45	63	121	186	2	279
Pleasant Valley.....	45a	9	12	21	2	33
Pine Lake.....	46	30	32	62	2	85
Red Deer.....	47	52	99	153	203
Laurifton.....	48	20	27	49	83
Lacombe.....	49	62	97	162	11	227
Burnt Lake.....	49a	1	27	49	90
Ponoka.....	50	12	16	28	52
Todds.....	51	3	33	36	65
Duhamel.....	52	23	60	85	2	149
Wetaskewin.....	53	44	133	177	1	296
Beaver Lake.....	54	15	10	25	34
Logan.....	55	10	42	63	3	78
Whitford.....	56	1	25	35	3	64
Saddle Lake.....	57	11	2	13	1	20
Whitefish Lake.....	58	1	2	3	7
Lac LaBiche.....	59	6	44	50	1	122
Victoria.....	60	8	27	35	1	47
Edna.....	61	17	19	37	5	60
Leduc.....	62	1	51	103	4	243
Fort Saskatchewan.....	63	1	140	278	11	366
Clover Bar.....	64	7	22	29	2	50

RETURN of the Eighth General Election for the House of Commons of Canada.
Rapport sur la Huitième Election Générale pour la Chambre des Communes du Canada.

Electoral Districts. <i>Districts électoraux.</i>	SUBDIVISIONS.		Names of Candidates and Number of Votes polled for each of them in each Subdivision.	Total Number of Votes polled in each Subdivision.	Number of rejected Ballots. <i>Nombre de bulletins écartés.</i>	Number of spoiled Ballots. <i>Nombre de bulletins nuds.</i>	Number of Voters on the Voters' List in each Subdivision.	Nombre d'électeurs inscrits sur la liste des lecteurs dans chaque subdivision.	Population in each Constituency as shown by the last Census. <i>Population de chaque collège électoral d'après le dernier recensement.</i>	Remarks.— <i>Observations.</i>
	SIMON I. CLARK.	THOS. B. H. COCHRANE.								
ALBERTA..... Continued. (<i>Suite.</i>)	North (North) Edmonton.....	No. 65	20	51	71	2	95			
	Corporation (Corporation) of Edmonton.....	" 66	126	187	315	113	424			
	South (Sud) Edmonton.....	" 67	1	161	248	15	390			
	Cooking Lake.....	" 67a	19	35	54	1	104			
	Whitemud.....	" 68	2	1	1	1	30			
	Spruce Grove.....	" 69	20	154	174	2	248			
	Whitewale Lake.....	" 69a	2	2	4	1	22			
	St. Albert.....	" 70	106	121	228	8	332			Population of polling dis- tricts not mentioned in the Census— <i>La popula- tion des arrondissements de votation n'est pas mentionnée dans le re- censement.</i>
	Namas.....	" 71	30	132	163	4	268			
	Athabaska Landing.....	" 72	8	15	23	1	51			
	Morinville.....	" 73	19	33	52	1	79			
	Glengarry.....	" 73a	26	58	84	1	159			
	St. Anne's.....	" 74	41	22	63	2	76			
Totals—Totaux.....			71	2,863	6,581	116	10,279	25,277		
Majority for } FRANK OLIVER over Majorité pour } THOS. B. COCHRANE, 784. SIMON I. CLARK, 3,576.										

Election Returns.

ASSINIBOIA, EAST.											
	No.	J. M. DODD.	W. W. McDONALD.								
Fleming.....	1	108	82	190	4	1	215				
Mocosomin, North (Nord).....	2	175	77	252	7	2	340				
do South (Sud).....	3	157	138	295	1	3	345				
Wapella.....	4	77	56	169	1	1	201				
Banhecula.....	5	77	56	133	1	1	178				
Fairmede.....	6	70	28	98	1	1	113				
Glen Adelaide.....	7	56	11	67	1	1	89				
Cannington.....	8	62	35	97	3	1	110				
Maryfield.....	9	32	29	64	3	1	90				
Carlyle.....	10	101	32	130	1	3	168				
Carnduff.....	11	145	76	221	3	3	298				
Gainsboro.....	12	122	52	174	1	3	225				
Oxboro.....	13	79	62	141	3	1	189				
Alameda.....	14	58	47	165	1	1	135				
Roche Percée.....	15	20	20	49	2	2	79				
Estevan.....	16	27	29	56	2	2	95				
Percy.....	17	73	18	91	1	2	106				
Neyburn.....	18	1	6	7	1	1	19				
Montgomery.....	19	31	27	58	4	1	120				
Grenfell.....	20	162	114	276	2	1	329				
Moffatt.....	21	56	19	75	2	1	103				
Moncaire.....	22	1	12	13	1	1	17				
Qu'Appelle.....	23	104	157	261	1	5	301				
Indian Head.....	24	105	134	239	1	3	311				
Suitaluta.....	25	52	34	86	1	1	109				
Walseley.....	26	89	53	142	1	11	191				
Summerberry.....	27	50	16	66	1	1	95				
Broadview.....	28	65	73	138	2	2	183				
Whitewood.....	29	99	102	201	2	1	287				
Rocainville.....	30	103	30	133	2	2	164				
Dongola.....	31	47	21	68	1	1	91				
Summer.....	32	96	74	170	1	2	193				
Cotham.....	33	4	28	32	1	1	50				
Hyde.....	34	91	33	124	1	5	139				
Hill Farm.....	35	81	19	100	1	1	130				
Katpew.....	36	93	37	136	1	4	180				
Fort Qu'Appelle.....	37	120	123	252	2	1	306				
Relcares.....	38	50	35	85	1	1	135				
Pheasant Fork's.....	39	71	23	94	2	2	135				
Crescent Lake.....	40	45	15	60	1	2	70				
Kimbrae.....	41	33	15	48	1	1	66				

RETURN of the Eighth General Election for the House of Commons of Canada.

Rapport sur la Huitième Election Générale pour la Chambre des Communes du Canada.

Electoral Districts. <i>Districts électoraux.</i>	SUBDIVISIONS.	Names of Candidates and Number of Votes polled for each of them in each Subdivision.		Noms des Candidats et nombre de votes donnés pour chacun d'eux dans chaque subdivision.		Local Number of Votes polled in each Subdivision.	Nombre total des votes donnés dans chaque subdivision.	Number of rejected Ballots. <i>Nombre de bulletins écartés.</i>	Number of spoiled Ballots. <i>Nombre de bulletins nuls.</i>	Number of Voters on the Voters' List in each Subdivision.	Nombre d'électeurs inscrits sur la liste des électeurs dans chaque subdivision.	Population in each Constituency as shown by the last Census. <i>Population de chaque collège électoral d'après le dernier recensement.</i>	Remarks. <i>Observations.</i>
		J. M. Douglas.	W. W. McDonald.	J. M. Douglas.	W. W. McDonald.								
ASSINIBOIA EAST. Continued. (<i>Suite.</i>)	Langenburg	55	102	157	27	218	Population of polling dis- tricts not mentioned in the Census— <i>La popula- tion des arrondissements de votation n'est pas mentionnée dans le re- censement.</i>						
	Saltcoats	108	52	160	1	218							
	Yorkton	135	89	224	2	329							
	Theodore	36	10	46		51							
	Danphinai	9	4	13		30							
	Touchwood	15	38	53		66							
	Sheho	6	24	30		66							
	Whitesand	19	40	59		79							
	Pelly	36	15	51		60							
	Forest Farm	34	35	69		84							
	Totals— <i>Totaux.</i>		3,556	2,502	6,058	93		7,881					20,482
		Majority for } JAMES M. DOUGLAS, 1,054. Majorité pour }											

Election Returns.

WEST ASSINIBOIA...	NICHOLAS FLOOD DAVIN.	JOHN K. MCINNIS.			
Regina, East (Est).....	118	98	216	1	271
do West (Ouest).....	60	79	139	167
do North (Nord).....	143	79	222	4	265
Buck Lake.....	8	4	12	21
Davin.....	5	11	36	1	42
Camden.....	6	39	102	107
Pilot Butte.....	37	11	48	55
Balgonie.....	8	34	101	100
McLean.....	8a	15	33	2	37
Edenwald.....	9	42	106	2	119
Leon Creek.....	10	9	24	3	40
Valley.....	11	14	20	29
Touchwood Hills.....	12	7	41	1	47
Strasburg.....	13	15	35	1	38
Longlaketon.....	14	33	57	1	72
Craven.....	15	25	41	48
Lunnsden.....	16	66	115	121
Boles.....	17	51	60	2	81
Cottonwood.....	18	64	73	7
Pense.....	19	19	37	2	53
Couleee.....	20	10	27	32
Yellow Grass.....	21	3	9	1	15
Rouleau.....	22	5	14	15
Willow Bunch.....	23	5	32	1	67
Wood Mountain.....	24	10	26	29
East (Est) Moose Jaw.....	25	89	176	2	219
West (Ouest) Moose Jaw.....	26	76	137	3	172
Coventry.....	27	13	21	3
Pasqua.....	28	11	14	27
Two Rivers.....	29	17	39	40
Carmel.....	30	34	48	3	59
Malborough.....	31	18	29	2	31
Smalls.....	31a	18	29	34
Dundurn.....	32	2	26	36
Boharm.....	33	56	66	1	75
Caron.....	34	35	59	57
Parkbeg.....	35	18	26	44
Swift Current.....	36	68	90	105
Gull Lake.....	37	12	15	32
Saskatchewan Landing.....	38	4	9	12
Crane Lake.....	39	16	52	86
Maple Creek.....	40	98	189	4	224

Missing—Perduc.

Population of polling districts not mentioned in the Census—La population des arrondissements de votation n'est pas mentionnée dans le recensement.

RETURN of the Eighth General Election for the House of Commons of Canada.

Rapport sur la Huitième Election Générale pour la Chambre des Communes du Canada.

Electoral Districts. Districts électoraux.	SUBDIVISIONS.	Names of Candidates and Number of Votes polled for each of them in each Subdivision.		Noms des Candidats et nombre de votes donnés pour chacun d'eux dans chaque subdivision.		Total Number of Votes polled in each Subdivision.	Nombre total des votes donnés dans chaque subdivision.	Number of rejected Ballots. Nombre de bulletins écartés.	Number of spoiled Ballots. Nombre de bulletins maculés.	Number of Voters on the Voters' List in each Subdivision.	Nombre d'électeurs inscrits sur la liste des electeurs dans chaque subdivision.	Population in each Constituency as shown by the last Census. Population de chaque collège électoral d'après le dernier recensement.	Remarks. Observations.	
		NICHOLAS FLOOD DAVIN.	JOHN K. MCINNIS.	NICHOLAS FLOOD DAVIN.	JOHN K. MCINNIS.									
WEST ASSINIBOIA ... Continued. (Suite.)	Graburn.	No. 41	16	13	29	1	54	1	54					
	Josephsburg	" 42	22	8	30	1	38		38					
	Dunmore	" 43	11	19	30			57		21				
	Seven Persons.	" 44	7	65	18			192		146				
	South (sud) Medicine Hat.	" 45	73	48	138			100		1				
	North (Nord) do	" 46	52	48	100			27	43	3731		9,890		
	Totals—Totaux.		1,500	1,495	2,995									
	Majority for { NICHOLAS F. DAVIN, 5 Majorité pour }													
	Upon a recount by a Judge :— (Sur nouveau dépouillement par un juge) :—													
	Polling Division.	No. 1	118	98			1							
do	" 2	60	79											
do	" 3	143	79			4			8					
do	" 4	8	4											
do	" 5	24	10			2			1					
do	" 6	64	39											
do	" 7	37	11											

Election Returns.

do	8	67	34	2	2
do	8 ^a	18	15	1	2
do	9	65	43	2	2
do	10	18	9		
do	11	6	14		
do	12	33	7	2	2
do	13	20	15	1	1
do	14	24	33	1	1
do	15	16	25		
do	16	49	67	2	
do	17	11	51		
do	18	10	69	1	1
do	19	18	19		2
do	20	17	10		
do	21	6	3	1	
do	22	9	5		
do	23	27	5	1	
do	24	17	10		
do	25	87	89	2	1
do	26	62	78		
do	27	8	16		
do	28	3	11		
do	29	22	18		2
do	30	14	34	2	
do	31	11	18	2	
do	31 ^a	11	18		
do	32	24	2		
do	33	21	35	1	
do	34	5	53	1	
do	35	8	18		
do	36	30	67	2	
do	37	3	11	1	
do	38	5	4		
do	39	36	16		
do	40	90	98		4
do	41	16	12	1	1
do	42	22	8		
do	43	9	18	3	
do	44	7	11		
do	45	72	65	1	
do	46	51	48	1	1
Totals—Totaux.....				32	29
1,502				1,502	

For NICHOLAS F. DAVIN, 1,502. } As declared by the Judge.
 For JOHN K. MCINNIS, 1,502. } *Tel que déclaré par le juge.*

NICHOLAS F. DAVIN, { Elected by the casting vote of the Returning Officer.
{ Etu par le vote prépondérant de l'officier-rapporteur.

RETURN of the Eighth General Election for the House of Commons of Canada.

Rapport sur la Huitième Election Générale pour la Chambre des Communes du Canada.

Electoral Districts. <i>Districts électoraux.</i>	SUBDIVISIONS.	Names of Candidates and Number of Votes polled for each of them in each Subdivision.		Noms des Candidats et nombre de votes donnés pour chacun d'eux dans chaque subdivision.		Total Number of Votes polled in each Subdivision.	Nombre total des votes donnés dans chaque subdivision.	Number of rejected Ballots. <i>Nombre de bulletins écartés.</i>	Number of spoiled Ballots. <i>Nombre de bulletins maculés.</i>	Number of Voters on the Voters' List in each Subdivision.	Nombre d'électeurs inscrits sur la liste des électeurs dans chaque subdivision.	Population in each Constituency as shown by the last Census. <i>Population de chaque collège électoral d'après le dernier recensement.</i>	Remarks. <i>Observations.</i>
		WILLIAM GRAIG.	HON. W. LABRIER.	JAMES MCKAY.									
SASKATCHEWAN.....	Prince Albert, East (Est).....	10	143	102	255	4	5	350					
	do West (Ouest).....	7	68	90	165	8		211					
	Colliston.....	5	32	39	76	1		93					
	Skip Creek.....	4	22	9	35			40					
	Island Lake.....	3	23	8	34			55					
	Halco.....	5	31	23	59	1		71					
	Red Deer.....	2	21	13	36	1		39					
	Kirkpatrick.....	7	50	21	78			107					
	Willoughby.....	1	11	21	33			54					
	Charlton.....	9	30	2	45			73					
	Duck Lake.....	10	34	22	85	3		143					
	Rosthorn.....	11	34	9	98			261					
	Fish Creek.....	12	18	8	31			31					
	Ostler.....	13	5		8			33					
	Saskatoon.....	14	1	7				74					
	Batoche.....	15	16	29	68			57					
	Bellevue.....	16	3	15	27			38					
	Boucher.....	17	6	9	15			80					
	Birch Hill.....	18	5	26	23			63					
	Kimisno.....	19	3	20	20			51					
	Fleth's Spring.....	20	2	9	10			39					
Stony Creek.....	21	2	20	17			21						

Election Returns.

La. Corne.....	22	1	12	21	34	1	40
Butler.....	23	9	16	17	33	1	39
Shelbrooke.....	24	9	10	3	22	2	30
Mistawasis.....	25	1	7	16	23	1	29
Devils Lake.....	26	1	4	14	19	1	23
Green Lake.....	27	1	7	30	38	1	69
Lac La Rouge.....	28	1	18	6	6	1	12
Cumberland.....	29	1	9	25	44	1	70
Birch River.....	30	1	16	4	13	1	23
The Pas.....	31	1	16	44	60	1	48
Cedar Lake.....	32	1	1	21	23	1	46
Bajjeannie.....	33	6	7	16	23	5	26
Battleford, South (Sud)	34	6	27	33	66	3	77
do North (Nord).....	35	4	69	84	157	4	173
Meota.....	36	1	6	10	16	1	33
St. Michael.....	37	1	14	15	29	1	41
Bresaylor.....	38	1	34	18	53	1	69
Onion Lake.....	39	1	8	26	35	1	45
Stony Lake.....	40	3	7	13	20	1	23
Muskeg.....	41	3	3	14	20	1	36
Meadoy Lake.....	42	7	7	3	10	1	13
Totals—Totaux.....	213	988	944	2,145	31	27	2,987
							11,150

Population of polling districts not mentioned in the Census—La population des arrondissements de votation n'est pas mentionnée dans le recensement.

Majority for } HON. WILFRID LAUBIER, 44.
Minorité pour }

RETURN

(23)

Of Treasury Board Over-Rulings on Appeals from Decisions of the Auditor General between the Sessions of 1896 and 1897.

- (1.) Payment of Interest to D. H. Têtu on Purchase of House.
 (2.) Payment of an allowance for living expenses instead of actual expenses to Deputy Minister of Justice.

(1.)

PAYMENT of Interest to D. H. Têtu on Purchase of House.

1897.	DOCUMENTS.
Feb. 15..	Auditor General to Public Works.—Objecting to pay interest.
do 27..	Public Works to Treasury Board.—Asking that the Auditor General be instructed to issue cheque.
Mar. 5..	Treasury Board to Auditor General.—Asking for report on appeal.
do 9..	Auditor General to Treasury Board.—Reasons for not paying interest.
do 17..	Justice Department to Treasury Board.—Opinion that there is sufficient parliamentary authority.
do 19..	Treasury Minute.—Over-ruling Auditor General's objection and directing issue of cheque.

AUDITOR GENERAL'S OFFICE, CANADA,
 OTTAWA, 15th February, 1897.

The Secretary,
 Public Works Department.

SIR,—I return herewith your application No. 104, in favour of David H. Têtu, for purchase of his house at Pentecost.

The wording of the Supply Bill makes no reference to the payment of interest, and I shall not be able to recognize that part of the claim, even though the amounts coincide.

Please reduce the application to \$374, the amount of the principal. The paying of the principal will not affect in any way the claim which Mr. Têtu has to interest.

I have the honour to be, sir, your obedient servant,
 J. L. McDOUGALL,
 Auditor General.

(Memorandum.)

DEPARTMENT OF PUBLIC WORKS OF CANADA,
 OTTAWA, 27th February, 1897.

The undersigned has the honour to report that in the amounts voted by Parliament at its last session there is the following item:—

Telegraphs.

“Land line on the north shore of the St. Lawrence.—For purchase from D. H. Têtu of land, buildings and furniture, fittings, &c., at the River Pentecost telegraph

station, in full settlement of all claims—\$508.64”—this sum having been intended by the department to cover the principal and interest.

That the Department of Justice, through which Mr. Têtu's interest in the buildings, &c., at Pentecost was being purchased, wrote this department asking that a cheque for the sum of \$508.64, voted by Parliament for the above named purpose, be sent to them.

That the Auditor General, to whom application accordingly was made for the issue of the cheque in question, sent to the department the following letter:—

“I return herewith your application No. 104, in favour of David H. Têtu, for purchase of his house at Pentecost.

“The wording of the Supply Bill makes no reference to the payment of interest, and I shall not be able to recognize that part of the claim, even though the amounts coincide.

“Please reduce the application to \$374, the amount of the principal. The paying of the principal will not affect in any way the claim which Mr. Têtu has to interest.”

That the contents of this letter of the Auditor General were communicated to the Department of Justice, who were requested to state whether the Auditor General was right in his contention that the wording of the vote above quoted only gave him the power to pay the principal—\$374—and not the interest, and that their reply is as follows:—

“In reply to your letter of 20th instant, in which you quote a letter from the Auditor General objecting to pay the whole amount voted by Parliament for the purchase of Mr. Têtu's interest in the buildings at Pentecost, I have the honour to state that in view of the fact that the money was specially voted by Parliament for that purpose, I do not think that the exception taken by the Auditor General is well founded.”

In view of the foregoing, the undersigned has the honour to recommend that authority be given to instruct the Auditor General to issue at once a cheque for \$508.64 the sum voted by Parliament for the purchase of Mr. Têtu's interest in the buildings, &c., at Pentecost, said cheque being now required by the Department of Justice to settle this case.

Respectfully submitted,

J. ISRAËL TARTE,
Minister of Public Works.

TREASURY BOARD,
OTTAWA, 5th March, 1897.

The Auditor General.

SIR,—I have the honour to inclose herewith memorandum under date of 27th ultimo from the Minister of Public Works, which has been referred to the Treasury Board in reference to your objection to pay the whole amount voted by Parliament for the purchase of Mr. D.H. Têtu's interest in the buildings, furniture, fittings, &c., at the River Pentecost telegraph station, and I have to request that you will be good enough to let me know for the information of the Board the nature of your objection in this case and the reasons therefor, and also to state under what section and clause of the Audit Act you take your objection I shall also be glad to have any remarks you may desire to make in reference to the matter. Kindly let me have an answer as soon as possible.

I have the honour to be, sir, your obedient servant,

J. M. COURTNEY,
Secretary.

Treasury Board Over-Rulings.

AUDITOR GENERAL'S OFFICE, CANADA,
OTTAWA, 9th March, 1897.

J. M. COURTNEY, Esq.,
Secretary, Treasury Board.

Re Interest to Têtu.

SIR,—The Government is not legally liable for interest except under a special Act of Parliament. If the Government is liable in this case, it is because a special enactment has made it so.

The whole enactment in the case is in the words of the Supply Bill: "For purchase from D. H. Têtu of land, buildings, furniture, fittings, &c., at the River Pentecost telegraph station, in full settlement of all claims, \$508.64." This being a broken sum, it is argued by the Department of Justice that it practically permits the Government to spend the money as it chooses. Now, why is this the case? I can see only one reason for the amount being a broken amount and that is, that instead of the requirements being undetermined as they usually are, in this case the work was done and the exact amount due by the Government had been fixed. No intimation had been given to Parliament that it was intended to make a payment from this sum which was otherwise illegal. No particulars of any kind were given, no audit was made, and therefore it was assumed by the House that every item of the claim was allowable under the statutes and the general principles which prevail. If under this appropriation the Government could pay interest which is otherwise illegal, it could pay anything whether equitably due or not. Nothing can be clearer than this.

This application to the Board comes under sec. 32, subsection (a) of the Audit Act.

I am, sir, your obedient servant,

J. L. McDOUGALL,
Auditor General.

DEPARTMENT OF JUSTICE,
OTTAWA, 17th March, 1897.

SIR,—In reply to your letter of 13th instant stating that the Auditor General has objected to pay D. H. Têtu part of the money voted by Parliament for the purchase from him of land, buildings, furniture, fittings, &c., at the River Pentecost telegraph station, upon the ground that part of the money is for interest, and that the payment of interest by the government is illegal, I am directed by the Attorney General of Canada to state that he is of opinion that the item in the schedule attached to chapter 3 of the statutes passed in the 60th year of Her Majesty's reign (page 34 of the statutes) which reads as follows:—"Telegraphs—land line on the north shore of the St. Lawrence—for purchase from D. H. Têtu of land, buildings, furniture, fittings, &c., at the River Pentecost telegraph station, in full settlement of all claims \$508.64," is a sufficient parliamentary authority for paying the whole amount to Mr. D. H. Têtu.

I understand that the Department of Public Works agreed with Mr. Têtu for the payment of the full amount in question in settlement of his claim for the property, and the vote mentioned above was taken to enable the department to carry out the settlement. In pursuance of the settlement Mr. Têtu has already executed and delivered a conveyance and the transaction cannot now be questioned.

Papers returned herewith.

I am, sir, your obedient servant,

E. L. NEWCOMBE,
Deputy Minister of Justice.

EXTRACT from minutes of Treasury Board meeting held on nineteenth day of March, 1897.

PUBLIC WORKS.

The Board had under consideration a memorandum under date of the 27th February, 1897, from the Hon. the Minister of Public Works with reference to an objection raised by the Auditor General on an application to him for the issue of a cheque for \$508.64 in favour of David H. Têtu under the following item voted by Parliament at its last session:

"Telegraph—land line on the north shore of the St. Lawrence—for purchase from D. H. Têtu of land, buildings and furniture, fittings, &c., at the River Pentecost telegraph station in full settlement of all claims \$508.64," the objection of the Auditor General being that the wording of the vote above quoted only gave him power to pay the principal \$374, and not interest.

The Board had also under consideration a letter from the Auditor General under date of the 9th March, 1897, and a letter from the Deputy Minister of Justice under date of the 17th March, 1897.

From the last mentioned letter it appears that the Attorney General of Canada is of opinion that the item in the schedule attached to chapter 3 of the statutes passed in the 60th year of Her Majesty's reign (page 34 of the statutes) being the item above quoted—is a sufficient parliamentary authority for paying the whole amount to Mr. D. H. Têtu. The Deputy Minister of Justice added that he understood that the Department of Public Works agreed with Mr. Têtu for the payment of the full amount in question in settlement of his claim for the property and the vote mentioned above was taken to enable the department to carry out the settlement, and that in pursuance of the settlement Mr. Têtu had already executed and delivered a conveyance and the transaction could not now be questioned.

The Board, under authority of section 32, subsection (a) of the Consolidated Revenue and Audit Act, under which the objection of the Auditor General is made, direct that a cheque for \$508.64 be issued in favour of Mr. Têtu.

J. M. COURTNEY,
Secretary.

(2.)

PAYMENT of an Allowance, instead of actual outlay, for Living Expenses.

1896.	DOCUMENTS.
Sept. 9.	Auditor General to Deputy Minister of Justice.—Evidence required of expenditure of amount for travel.
Oct. 15.	Auditor General to Treasury Board.—Objecting to payment of allowance and inclosing copy of correspondence <i>re</i> previous references, as printed in Audit Reports: 1886, pp. vi to ix; 1890, pp. B-91 to B-93; 1891, pp. B-108 to B-110.
do 17.	Treasury Board to Auditor General.—Decision of the Board not to take action.

AUDITOR GENERAL'S OFFICE, CANADA,
OTTAWA, 9th September, 1896.

E. L. NEWCOMBE, Esq.,
Deputy Minister of Justice.

SIR,—With reference to your letter of the 13th ultimo, inclosing a deposit receipt for \$161.65, a refund of part of \$1,000, an advance to you for travelling expenses on your trip to England, I have to say that for reasons given in my report to Parliament for the year 1885-86, VII; and 1889-90, B-91 and 92; and 1890-91, B-109, I am of opinion that the allowance mentioned in the Order in Council of

Treasury Board Over-Rulings.

the 23rd June is outside of the power of the Governor in Council. It appears to me that you should give evidence that the net amount received by you—\$838.35—was expended on Government business.

I have the honour to be, sir, your obedient servant,

J. L. McDOUGALL,
Auditor General.

AUDITOR GENERAL'S OFFICE, CANADA,
OTTAWA, 15th October, 1896.

J. M. COURTNEY, Esq.,
Secretary, Treasury Board.

SIR,—Although the question of the \$10 a day allowance involved in the attached accounts of Mr. E. L. Newcombe, the Deputy Minister of Justice, has been before the Board more than once, I again ask for a ruling on account of the personnel of the Board having been completely changed. As the matter was fully gone into before, and as all the documents connected with the previous references accompany this, there is no need for dealing further with the merits of the case.

The pith of my contentions is that while the Government may legally authorize in connection with travelling any outlay which is in the public interest, it cannot authorize a payment for disbursements on that account unless on evidence that the amount claimed was all spent for the purpose by the claimant. The details and the other evidence to be given in support of the claim might vary. Then, even if an allowance is made, the public interest would not seem to require the same expense for all deputies or for the same deputy on all missions.

Then, why should there be any allowance for the time spent on the vessel when the passage money covers board and room?

I have the honour to be, sir, your obedient servant,

J. L. McDOUGALL,
Auditor General.

TREASURY BOARD, OTTAWA, 17th October, 1896.

The Auditor General, Ottawa.

SIR,—I am in receipt of your letter of the 15th instant in reference to the \$10 a day allowance to Mr. E. L. Newcombe, Deputy Minister of Justice, under Order in Council of 2nd June, 1896, in connection with his trip to England. The matter was submitted to the Treasury Board at the meeting of yesterday, and I am directed to inform you in reply to your communication that the Board are of opinion that, as the allowance in question was sanctioned by an Order in Council passed by the late government during their tenure of office and before Mr. Newcombe went to England, and as no doubt the expenditure incurred was based upon such authority, in this particular case it is not desirable to take any action—but the Board wish it to be distinctly understood that this case is in no way to form a precedent for any future case. In this connection I beg to point out that the statement at the beginning of your letter, viz.: "although the question of the \$10 a day allowance involved in the attached accounts of Mr. E. L. Newcombe, the Deputy Minister of Justice, has been before the Board more than once" is not strictly correct, as these particular accounts of Mr. Newcombe have never been before the Board before. No doubt you meant in writing to bring to the notice of the Board that the general question of the \$10 allowance and not this particular instance had been before the Board before.

I have the honour to be, sir,

J. M. COURTNEY,
Secretary, Treasury Board.

AUDITOR GENERAL'S OFFICE, CANADA,
OTTAWA, 8th November, 1896.

The Secretary, Treasury Board.

SIR,—With reference to the allowance of \$10 per day charged by Messrs. Courtney and Burbidge for living expenses during their absence in England in the summer and autumn of 1885, the following objections occur to me:—

After the journey had been completed the allowance was authorized by Council, 5th January, 1896, in the following words:—

“That Mr. Courtney, Deputy of the Minister of Finance, and Mr. Burbidge, Deputy of the Minister of Justice, be paid each their railway and steamship fares, and \$10 for each day during which they were absent from Ottawa last summer on government business in England, to cover their expenses.”

The expenditure was therefore incurred when it was anticipated that an allowance for the purpose of not more than \$5 per day would be made, and presumably their expenditure was not more than would have been covered by the allowance.

The supposition that Messrs. Courtney and Burbidge would not have been out of pocket on this account if they had been repaid at \$5 per day, is strengthened by the fact that the other officials in positions of responsibility, whom the government have had occasion to send to Europe in recent years, have been allowed for the expense under consideration, \$5 per day, and have not complained of being obliged to spend more than they received.

There has been no statement, so far as I am aware, from either Mr. Courtney or Mr. Burbidge that he spent \$10 a day, or even more than \$5, for his living expenses, and no investigation to show that he did.

Then, the charge is made for the whole number of days from leaving Ottawa until they return there, while the only outlay on the steamship, in addition to the passage money, is a small gratuity to the steward.

These objections are against the allowance of \$5 a day being increased to \$10. I, however, see objection to any allowance for travelling expenses. As long as the allowance was confined to a sum that was well known to be about what was required for comfortable, economical living, one was not so apt to question the legality of an allowance; but when there is granted the double of the allowance ordinarily given under similar circumstances, one is led to examine into the authority which is necessary to legalize an allowance. It appears to me that an Act of Parliament is required. I do not raise any objection to the fixing of the style of living by the Government, and consequently a limit to the expenditure, and I think it would be my duty to pass, within such a limit, any reasonable expenditure which it was proved had been made.

I can suppose that, for an important service, on which the welfare of the country is closely dependent, it may be advisable to spend much more than the sum charged by Messrs. Courtney and Burbidge, and, therefore, I do not urge that the hands of Government are tied in any respect in that direction; but, on the other hand, it seems to me equally clear, that there is no inherent authority in the Government to allow any more than what is actually spent, and for the purpose of the Government. I find that this is the view taken in the United States—see Lawrence, First Comptroller's Report, 1880, vol. 1, page 322, which reads as follows: “The head of a department may limit the allowance for expenses, but cannot in general fix a sum, as and for, expenses to be allowed, in cases where they do not in fact reach the limit fixed. If he could, he would virtually have the power to give additional compensation to the extent in which the sum paid would exceed the actual expenses incurred. By the terms of section 2,077 of the Revised Statutes, persons who are required in the performance of their duties, under chapter 1 of the Title of the Statutes relating to the Indians, to travel from one place to another, may be allowed either their actual expenses or a reasonable sum in lieu thereof; with an exception not material to our present purpose. The circumstance, that Congress has specially authorized in this case, the allowance of a reasonable sum in lieu of actual expenses, is sufficient evidence that there is no general authority to do so. (See also Revised Statutes 4,017.)

Treasury Board Over-Rulings.

"The order of the Secretary of the Interior of 1st July, 1874, is therefore in proper form. An order to allow a fixed sum per day for hotel expenses would not be authorized."

I assume that the Government has not the power to say what amount (within the limit) should be given for outlay, because the correct determination is dependent on an examination of the statement of the outlay, and upon nothing else. It appears to me, (1) that a person who makes a claim for travelling expenses should make a declaration that the expenditure has all been made on the journey stated which occupied the time from..... to ; (2) that, unless under very exceptional circumstances, he should give his expenditure in detail, with dates; (3) that he should furnish accounts and receipts, when, under similar circumstances, a private individual would, in the ordinary course of business, receive such accounts and receipts.

If an allowance exceeding the amount expended be made to an officer receiving a salary under the Civil Service Act, section 51 of that Act is clearly violated, for the excess over actual outlay paid to the officer must be considered an additional remuneration for services.

Other objections to fixing a general travelling allowance are: (1) From his age and position, a deputy head may have to spend more than third-class clerks, when they are taking the same journeys. (2) In different parts of Canada the living expenses are far from being the same. (3) An official in an important position, who has to visit large cities frequently, cannot keep his living expenses within the same amount that one can who has occasion in the discharge of his duty to go only to rural places, and therefore the travelling allowance will, while it is fixed, give to one a source of profit that it does not to the other.

I should have written this letter earlier but that I was fully occupied until Mr. Courtney left for England, and it appeared advisable that the matter should not be taken up in his absence.

Yours truly,

J. L. McDOUGALL,
Auditor General.

FINANCE DEPARTMENT, OTTAWA, 22nd November, 1886.

The Auditor General.

SIR,—I have the honour to acknowledge the receipt of your letter of the 8th inst., in which you take exception to the payment of the sum of \$10 a day, allowed to Mr. Burbidge and myself, by Order in Council of the 5th January last, for living expenses during our absence in England in the summer and autumn of 1885.

In reply thereto I have the honour to point out that by Act 31 Vic., chap. 35 "travelling expenses, including cab-hire" are declared to be included among the contingencies of each department, and Parliament, by voting a lump sum for "departmental contingencies" in the Supply Act, has, in my opinion, left the expenditure of the amount so voted to the discretion of the executive to be used for the purposes named in the Act 31 Vic., chap. 35. When, therefore, the Order in Council was passed fixing the amounts to be paid us, I submit that every necessary act was done, and that no further authority of any kind is required for the payment thereof.

The question of the amount to be paid is, in my opinion, left by Parliament to the determination of the government who have shown, by passing the Order in Council, that they are satisfied that the expenditure under the circumstances was a proper one, and that the per diem rate named should be paid. The practice in England is, so I am informed, for the treasury to fix the amount allowed for travelling expenses, and the Auditor General thereupon passes the accounts without objection. The rate allowed by the treasury to officers sent to foreign capitals on missions similar to those on which Mr. Burbidge and I went, is, I believe \$10.22 a day, double the rate allowed to them at home, and there are not wanting in Canada instances of

the payment of allowances equally as great. For example, under an Order in Council passed July 2, 1878, the British Columbia Judges are paid not only their actual, necessary and reasonable outlay for travelling and living accommodation, but \$6 a day in addition for each day they are necessarily absent from their places of abode on circuit, which would make their allowance for living expenses while away from home, equal to, if not greater than \$10 a day.

I will submit your letter to the Treasury Board at an early day for consideration.

I may add that, while it does not seem necessary to discuss the question, your presumption that our expenditure was not more than would have been covered by the allowance of \$5 a day, is unfounded.

Yours truly,

J. M. COURTNEY,
Secretary.

TREASURY BOARD, OTTAWA, 23rd March, 1887.

The Auditor General,

SIR,—I have the honour to inform you that at their meeting of the 22nd inst., the Board had under consideration your communication of the 8th November last, in which exception was taken by you to the payment of the sum of \$10 a day, allowed to Mr. Burbidge and myself by Order in Council of the 5th January last, for living expenses during our absence in England in the summer and autumn of 1885, and I am directed to state that they are of opinion that there is ample authority for the payment of the amount allowed. The Act 31 Vic., chap 35, declares the "travelling expenses, including cab-hire" are included among the contingencies of the department, and Parliament by voting annually a lump sum for departmental contingencies, has authorized the government to pay travelling expenses out of this vote, leaving it to their discretion to settle the amount to be paid. Parliament has moreover approved of this policy of giving a lump sum to cover travelling expenses—as for example, in the case of the Supreme Court Judges in Ontario, New Brunswick and Nova Scotia, who are allowed a stated amount for each circuit, no matter what the actual cost may be. The County Court Judges in these provinces are allowed in the same way \$200 per annum for travelling expenses, although there may not be any necessity for travelling at all; and in the remaining provinces, Parliament has given authority to the Governor in Council to fix the travelling allowances of the several judges.

The Board accordingly direct that payment be made of the allowance recommended by the Order in Council referred to, as they find that Parliament has acted upon the policy of giving a lump sum to pay travelling expenses instead of paying the expenses actually incurred, and that the government have the example of Parliament to warrant them in allowing a lump sum for living expenses instead of requiring a detailed statement and paying the sums actually expended, and they find also that this is the practice of the Imperial Government, who make discriminations between officers sent abroad and those remaining at home, as also between the higher officers and those of inferior rank.

Yours truly,

J. M. COURTNEY,
Secretary.

Order in Council, 2nd August, 1889.

That Mr. Sedgewick, Q.C., Deputy Minister of Justice, who, at the instance of the Minister of Justice, proceeded to England in November, 1888, to assist in the argument before the Privy Council of the case of the Attorney General of British Columbia vs. the Attorney General of Canada, be paid for travelling expenses in connection with such visit at the rate of \$10 per day while absent from Canada, and his actual moving expenses.

JOHN J. MCGEE,
Clerk Privy Council.

Treasury Board Over-Rulings.

AUDIT OFFICE, OTTAWA, 17th SEPTEMBER, 1889.

To the Accountant of Contingencies.

SIR,—I observe that Mr. Sedgewick, Q.C., Deputy Minister of Justice, in the details of his travelling expenses during his visit to England in November last, makes a charge of \$10 per day for living allowance while absent from Canada, including sixteen days on board steamer. This charge is contrary to the Order in Council of 10th November, 1886. Please ask Mr. Sedgewick for a refund.

The same account contains a charge of \$24.33 for a clerk and short-hand writer. For this amount there should be a voucher.

I am, sir, &c.,

J. L. McDOUGALL,
Auditor General.

DEPARTMENT OF JUSTICE, OTTAWA, 10th October, 1889.

The Accountant of Contingencies.

SIR,—Referring to your letter of the 18th ultimo, inclosing one from the Auditor General to yourself, respecting two items appearing in my account for travelling expenses in connection with my visit to England last November, I beg to say that the charge of \$10 per day made in that account is allowed by the Order in Council dealing with the matter, which must be considered in that particular instance as repealing *pro tanto* the Order in Council of the 10th November, 1886.

In reference to the charge of \$24.33 for a clerk, I regret to say that I lost a voucher which I took, with the pocket-book in which it was contained.

I trust that this explanation will be satisfactory to the Auditor General

I am, sir, &c.,

ROBERT SEDGEWICK,
Deputy Minister of Justice.

AUDITOR GENERAL'S OFFICE, CANADA,
OTTAWA, 15th October, 1889.

The Accountant of Contingencies.

SIR,—I am in receipt of your letter of the 14th instant, inclosing a copy of one from Mr. Sedgewick regarding his travelling expenses during his visit to England in November last, to which I took exception in my letter of the 17th ultimo.

In reply I beg to say that it appears to me, inasmuch as the living allowance to those who have occasion to cross the Atlantic on public business has, under Order in Council, been withheld for the time of passage to Europe and back, because there is no outlay during that period, board being included in the passage money, it seems necessary that the Order in Council in Mr. Sedgewick's case should explicitly repeal the general order before there would be ground for concluding that it was intended by council to make an exception in this case.

To prevent future misunderstanding, it appears proper to say that the payment would, in my view, be illegal under any circumstances.

I am, sir,

J. L. McDOUGALL,
Auditor General.

DEPARTMENT OF JUSTICE, OTTAWA, 18th October, 1889.

The Accountant of Contingencies.

SIR,—I have your letter of the 15th instant, inclosing a copy of one from the Auditor General on the subject of my travelling expenses during my visit to England in November last.

I pointed out in my letter of the 10th instant, that a charge of \$10 per day while absent from Canada, and moving expenses, was authorized by a special Order in Council, and that such special order must be taken in that particular instance to repeal the general order. I note that the Auditor General considers that without an explicit repeal of the general order there would be no ground for concluding that it was intended by council to make an exception in my case. Such a conclusion is, nevertheless, warranted by the terms of the special order, from which, I think, the intention of council clearly appears.

With reference to the Auditor General's opinion that the payment would be illegal under any circumstances, I beg leave to say that, while such a remark would be correct in respect to any payment calculated to increase the salary or remuneration of any deputy head, officer or employee in the civil service, it cannot apply to a payment designed to reimburse a public servant for necessary and proper expenditure incurred while travelling on the public service.

In the present case, the allowance of \$10 per day for every day absent from Canada was intended to cover all necessary expense during the whole period of my absence. I may say that, as a matter of fact, it did not cover my actual necessary expenditure.

I am, sir, &c.,

ROBERT SEDGEWICK,
Deputy Minister of Justice.

AUDITOR GENERAL'S OFFICE, CANADA,
OTTAWA, 26th July, 1890.

The Deputy Minister of Justice.

SIR,—I have the honour to inform you that I purpose submitting to the Treasury Board the correspondence we had in September and October last regarding your travelling expenses to Europe in November, 1888.

I am, sir, &c.,

J. L. McDOUGALL,
Auditor General.

DEPARTMENT OF JUSTICE, OTTAWA, 30th July 1890.

The Auditor General.

SIR,—I have the honour to acknowledge receipt of your letter of the 26th instant, in which you state that you purpose submitting to the Treasury Board the correspondence we had in September and October last regarding my travelling expenses to Europe in November, 1888, and in reply I beg to state that, while I cannot conceive of any possible advantage there may be in the proposed reference, I have not the slightest objection to it.

I desire to repeat that the money received by me for my travelling expenses under the Order in Council in question did not meet my actual disbursements, incurred necessarily, I think, in connection with the public business in which I was engaged.

The Governor in Council having in clear and explicit terms stated the basis upon which my disbursements were to be recouped, I conceive it to be your duty only to see that they are calculated upon that basis and upon no other.

I am, sir, &c.,

ROBERT SEDGEWICK,
Deputy Minister of Justice.

Treasury Board Over-Rulings.

AUDITOR GENERAL'S OFFICE, CANADA,
OTTAWA, 30th September, 1890.

The Secretary Treasury Board.

SIR,—I beg to inclose for the action of the Treasury Board copy of correspondence in connection with a payment of \$835.42 for travelling expenses of Mr. R. Sedgewick, Deputy Minister of Justice in England.

The principal point in difference between Mr. Sedgewick and this office is whether the general Order in Council, which excludes the days spent on the steamer from the count for living allowance has been repealed by special order in this case, and if it has, whether it would then be legal to pass the allowance for those days.

I am, sir, &c.,

J. L. McDOUGALL,
Auditor General.

Finance Department—Contingencies.

19th November, 1891.

To the Accountant of Contingencies.

In examining the travel accounts of Mr. J. M. Courtney, Deputy Minister of Finance, covering his visit to England in December last, I find that in the charge of \$10 per day for living allowance while absent from Canada there is included \$150 for fifteen days while on board the steamer. I refer you to correspondence between this office and yours regarding a similar charge made by the Deputy Minister of Justice. The correspondence is shown in the Audit Office Repbrt of 1890, page B—91. I have to remind you that I was not furnished with any information as to the action of the Treasury Board in Mr. Sedgewick's case, if any was taken; and to point out that, for the reasons given by me in that case, the charge in this seems to be illegal.

J. L. McDOUGALL.

20th November, 1891.

To the Auditor General.

I have the honour to acknowledge the receipt of your letter of yesterday concerning Mr. Courtney's account for travelling expenses on trip to England in December last, and to inform you that I have submitted the matter to the Treasury Board for consideration.

W. H. HAYES.

DEPARTMENT OF JUSTICE, OTTAWA, 7th December, 1891.

The Deputy Minister of Finance.

SIR,—I have the honour to acknowledge the receipt of your letter of 27th November, asking to be advised as to the legality of a certain charge made by you in connection with your official visit to London some time ago, and inclosing a letter from the Auditor General to Mr. Hayes, accountant of contingencies, dated 19th November, 1891. I have now by direction of the Minister of Justice, to state that the contention of the Auditor General as stated in the correspondence to which he refers is not a tenable one. The Two Orders in Council dealing with your travelling expenses and Mr. Sedgewick's dealt fully with the whole subject, without reference to any previous Orders in Council regulating the general question of travelling expenses; and in so far as they differ from previous Orders in Council

they and not the previous ones are to be considered as the authority for the expenditure. I wish, however, to state, as has already been stated, that no officer of the government is entitled, whether directly or indirectly, in the shape of travelling allowances, to an increase of salary, notwithstanding any Orders in Council on the question. These orders have the effect only of limiting as well as authorizing the extent of an officer's proper expenditure while travelling on public business.

I am, sir, &c.,

A. POWER,
For Deputy Minister of Justice.

AUDIT OFFICE, OTTAWA, 10th December, 1891.

The Accountant of Contingencies.

SIR,—I have your letter of yesterday, inclosing one from the Department of Justice with reference to the travelling expenses of Mr. Courtney, the Deputy Minister of Finance.

In that letter it is stated that my contention is not tenable. I must have been misunderstood, because my view is precisely that of the Department of Justice, *i.e.*, that no officer of the government is entitled, whether directly or indirectly, in the shape of travelling allowances, to an increase of salary, notwithstanding any Orders in Council on the question. These orders have the effect only of limiting as well as authorizing the extent of an officer's proper expenditure while travelling on the public business. My view on this point is what it was when I wrote to the Treasury Board, 8th November, 1886. (*See Audit Office Report, 1886, page VII*):—

“These objections are against the allowance of \$5 being increased to \$10. I, however, see objection to any allowance for travelling expenses. As long as the allowance was confined to a sum that was well known to be about what was required for comfortable economical living, one was not so apt to question the legality of an allowance; but when there is granted the double of the allowance ordinarily given under similar circumstances, one is led to examine into the authority which is necessary to legalize an allowance. It appears to me that an Act of Parliament is required. I do not raise any objection to the fixing of the style of living by the government, and consequently a limit to the expenditure; and I think it would be my duty to pass, within such a limit, any reasonable expenditure which it was proved had been made.

“I can suppose that, for an important service, on which the welfare of the country is closely dependent, it may be advisable to spend much more than the sum charged by Messrs. Courtney and Burbidge, and therefore I do not argue that the hands of the government are tied in any respect in that direction; but on the other hand, it seems to me equally clear, that there is no inherent authority in the government to allow any more than what is actually spent, and for the purpose of the government. I find that this is the view taken in the United States. *See Lawrence, First Comptroller's Report, 1880, vol. 1, page 332, which read as follows*:—

“The head of a department may limit the allowance or expenses, but cannot in general fix a sum, as and for, expenses to be allowed, in cases where they do not in fact reach the limit fixed. If he could, he would virtually have the power to give additional compensation to the extent in which the sum paid would exceed the actual expenses incurred. By the terms of section 2077 of the Revised Statutes, persons who are required in the performance of their duties, under chap. 1 of the Title of the Statutes relating to the Indians, to travel from one place to another, may be allowed either their actual expenses or a reasonable sum in lieu thereof; with an exception not material to our present purpose. The circumstance that Congress has specially authorized in this case the allowance of a reasonable sum in lieu of actual expenses, is sufficient evidence that there is no general authority to do so. (*See also Revised Statutes 4017.*) The order of the Secretary of the Interior of July 1, 1874, is therefore in proper form. An order to allow a fixed sum per day for hotel expenses would not be authorized.”

Treasury Board Over-Rulings.

"I assume that the government has not the power to say what amount (within the limit) should be given for outlay, because the correct determination is dependent on an examination of a statement of the outlay and upon nothing else. It appears to me (1) that a person who makes a claim for travelling expenses should make a declaration that the expenditure has all been made on the journey stated, which occupied the time from... .. to, (2) that, unless under very exceptional circumstances, he should give his expenditure in detail, with dates; (3) that he should furnish accounts and receipts when, under similar circumstances, a private individual would, in the ordinary course of business, receive such accounts and receipts.

"If an allowance exceeding the amount expended be made to an officer receiving a salary under the Civil Service Act, sec. 51 of that Act is clearly violated, for the excess over the actual outlay paid to the officer must be considered an additional remuneration for services."

Under the opinion of the Minister of Justice Mr. Courtney is required, I believe, to give evidence by a statement of details, &c., as is done for other travelling expense accounts, to show that the money claimed was actually expended, and that is all I ask.

I am, sir, &c.,

J. L. McDOUGALL,
Auditor General.

FINANCE DEPARTMENT, OTTAWA, 19th December, 1891.

The Auditor General.

SIR.—Mr. Hayes, the Accountant of Contingencies, has placed in my hands your letter to him of the 10th instant, having reference to my travelling expenses to England, and a copy of his reply thereto. I deem it now better to dispense with an intermediary and attend to the matter myself, and I regret that through illness and pressure of work I have been unable to give my attention earlier to the business.

If I may be permitted to say so, it seems to me that you are changing altogether the ground which you first took when you entered upon the discussion of the matter. In that instance the criticism you passed upon my charges was that I should deduct therefrom \$10 for each day I was upon the ocean. My answer to that was (and the Minister of Justice concurred with me in the opinion) that the Order in Council fixing my allowance at \$10 a day, included all the time I was absent, whether on sea or on land. Your letter does not touch that question.

As to the point which you now for the first time raise, while I hold the opinion that there is nothing in the Orders in Council under consideration which justifies your demand for further details of my expenditure, nevertheless, had it been in my power, I would have had no personal objection to comply with your wishes; but I have only kept details as rendered, and in a manner I have followed without objections for years. I can, however, state that the amount charged was spent, and on public business, and that in no manner was my income increased thereby. If you desire, I am prepared to show you my rough jottings of cab hire, &c., from which I made up the account.

Yours very truly,

J. M. COURTNEY,
Deputy Minister of Finance.

STATEMENT

(30)

Of the moneys expended in payment of bounties on iron and steel manufactured from Canadian ore; the persons to whom paid; the places at which the iron and steel was manufactured, since the date of the last return to parliament; together with copies of the regulations governing such payments, as required by the Act 57-58 Victoria, Chapter 9, assented to on the 23rd July, 1894.

BOUNTY ON PIG IRON.			BOUNTY ON PIG IRON.		
Canada Iron Furnace Co., Three Rivers, Que.			Nova Scotia Steel Co., Fer- rona, N. S.		
1896.			1896.		
—	No. of Tons.	Amount Paid.	—	No. of Tons.	Amount Paid.
		\$ cts.			\$ cts.
February 4th	386 1130	773 13	June 10th	1,703 0400	3,406 40
March 6th	385 1530	771 53	do 30th	3,182 0700	6,364 70
April 4th	428 0510	852 51	July 10th	627 1632	1,255 63
do 29th	274 0630	548 63	August 22nd	2,240 0330	4,480 33
June 30th	370 0450	740 45	September 17th	873 1630	1,747 63
August 4th	813 0330	1,626 33	December 10th	1,268 0812	2,536 31
September 3rd	822 1830	1,645 83	do 10th	1,770 1056	3,541 05
October 3rd	793 0260	1,586 26	do 21st	1,214 1832	2,429 83
November 4th	567 0810	1,134 81			
December 4th	422 1520	845 52			
1897.			1897.		
January 8th	340 0210	680 21	January 26th	2,134 1792	4,269 79
February 5th	743 1320	1,487 32	February 19th	1,344 1000	2,689 00
March 4th	633 0510	1,266 51	March 12th	1,270 1174	2,541 17
	6,979 1040	13,959 04		17,630 1858	35,262 84
John McDougall & Co., Drummondville, Que.			Hamilton Iron and Steel Co., Hamilton, Ont.		
1896.			1896.		
April 22nd	556 0160	1,112 16	May 13th	3,545	7,090 00
June 30th	457 1040	915 04	Hamilton Blast' Furnace Co., Hamilton, Ont.		
	1,013 1200	2,027 20	1896.		
Londonderry Iron Co., Acadia Mines, N. S.			October 21st		
1896.			December 30th		
February 5th	1,401 0688	2,802 69		1,052 0260	2,104 26
March 5th	1,759 0368	3,518 37		445 0840	890 84
April 7th	1,759 1152	3,519 15		1,497 1100	2,995 10
May 4th	1,321 0012	2,642 01	Total Bounty on Pig iron.		
June 8th	1,961 1584	3,923 58		42,404 1856	84,809 83
July 10th	935 1968	1,871 97			
August 7th	848 1584	1,697 58			
September 5th	829 1168	1,659 17			
October 9th	921 0134	1,842 13			
	11,738 0658	23,476 65			

STATEMENT of the moneys expended in payment of bounties on iron and steel.—
Concluded.

		No. of Tons.	Amount Paid.			No. of Tons.	Amount Paid.
			\$ cts.				\$ [cts.
BOUNTY ON IRON PUDDLED BARS.				<i>Ontario Rolling Mills Co., Hamilton, Ont.</i>			
<i>Londonderry Iron Co., Acadia Mines, N. S.</i>				1896.			
1896.				April 29th.....	20 0030	40 03	
April 10th.....		1,674 0912	3,348 91	June 30th.....	35 1940	71 94	
May 16th.....		545 1776	1,091 78	December 26th.....	18 1150	37 15	
June 9th.....		529 0512	1,058 51	1897.			
July 10th.....		383 0752	766 75	March 11th.....	17 0115	34 11	
September 17th.....		195 1211	391 21		91 1235	183 23	
October 10th.....		330 0182	660 18	Total Bounty on Iron Puddled Bars....		4,353 1569	8,707 55
November 20th.....		99 0124	198 12	BOUNTY ON STEEL BILLETS.			
December 15th.....		148 1696	297 70	<i>Nova Scotia Steel Co., Trenton, N. S.</i>			
1897.				1895-96.....		30,659 0522	61,318 52
January 19th.....		244 0655	488 65	1896-97, July to Mar. 29th		6,007 1535	12,015 52
March 13th.....		25 0514	50 51	Total.....		36,667 0057	73,334 04
		4,176 0334	8,352 32	Less refund on.....		910	1,820 00
<i>Pictou Charcoal Iron Co., Bridgeville, N. S.</i>						35,757 0057	71,514 04
1896.							
May 16th.....		86	172 00				

No. K. 22.

Claim No.

REGULATIONS governing the payment of a bounty on Pig Iron, manufactured in Canada, from Canadian Ore; under authority of Act 57-58 Vict., chap. 9, and regulations approved by His Excellency the Governor General in Council on the 16th May, 1896.

Subject to the following regulations and restrictions there may be paid by the Honourable the Controller of Customs out of the Consolidated Revenue Fund, a bounty equal per ton to the amount named in the said Act, to the manufacturers of pig iron manufactured subsequent to the 1st day of July, 1894, in Canada from Canadian ore.

1. The manufacturer of such pig iron shall, in order to be entitled to receive such bounty, furnish to the Honourable the Controller of Customs evidence under oath in form as below of the manufacture of such pig iron.

2. The claim for bounty shall be made and fully substantiated within three months after the completion of the manufacture of the pig iron on which such bounty is claimed.

3. The affidavit, the form of which is given below, shall be made by the proprietor, or one of the proprietors of the smelting works at which such pig iron has been manufactured, or in case such smelting works are owned by an incorporated company then by the manager or managing director and the accountant of such incorporated company.

4. In computing such bounty no payment shall be made with respect to foreign ore used in the production of such pig iron.

Iron and Steel.

CLAIM FOR BOUNTY ON PIG IRON.

I do solemnly and truly swear that I am of the smelting works situate at in the Province of and known as and that within my own personal knowledge there has been manufactured thereat from Canadian ore (of a quality known as ore) since the day of 189 , and prior to the day of 189 net tons of pig iron of a quality known as

That in the manufacture of the said tons of pig iron there was used the following ores, viz.: tons of Canadian ore tons of foreign ore.

That of the said tons of pig iron so manufactured the said is entitled to receive a bounty of \$2 per ton upon net tons thereof being the true proportion entitled to bounty after excluding the weight of all foreign ores, and the sum of \$ is hereby claimed.

That no part of the said tons of pig iron upon which claim for bounty is hereby made has been included in any claim for bounty heretofore made.

Subscribed and sworn to at in the County of this day of 189 . Before me

RECEIVED from the Honourable Controller of Customs the sum of

Dollars

in full payment of claim as over.

189 .

No. K. 41.

Claim No.....

REGULATIONS for the payment of bounty on Iron Puddled Bars, approved by His Excellency the Governor General in Council on the 5th day of March, 1896.

That the following regulations for the governing of the payments of bounty on iron puddled bars made in Canada from Canadian pig iron manufactured from Canadian ore, be established under the authority of 57-58 Vic., chap. 9.

1. A bounty of \$2.00 per ton shall be paid on all iron puddled bars made in Canada from Canadian pig iron manufactured from Canadian ore.

2. The manufacturer shall not be entitled to receive such bounty unless and until he shall have furnished to the Controller of Customs satisfactory evidence that such iron puddled bars were made in Canada from Canadian pig iron manufactured from Canadian ore; such evidence shall be taken upon oath, before a Collector of Customs or a Justice of the Peace, and may be in the form and to the effect set forth in the form of affidavit in the annexed schedule. Further corroborative evidence may be required by the Controller of Customs if in his opinion it appears requisite.

3. The affidavit, the form of which is given in the annexed schedule, shall be made by the proprietor or one of the proprietors operating the furnaces (or smelting works, as the case may be) at which such iron puddled bars shall have been manu-

factured, or in case such furnaces or smelting works are being operated by an incorporated company, then the affidavit shall be made by the Manager or the Managing Director, and the Accountant of such incorporated Company.

4. The claim for bounty upon all iron puddled bars made on or subsequent to the 1st day of March, 1895, shall be made and substantiated to the satisfaction of the Controller of Customs, within three months after the completion of the manufacture of the iron puddled bars on which such bounty is claimed.

5. From and after the first day of July, 1895, the manufacture of such iron puddled bars shall be made under Customs supervision and the cost of such supervision shall be paid by the manufacturer.

CLAIM FOR BOUNTY ON IRON PUDDLED BARS.

I, _____ of _____ in the County of _____
 in the Province of _____ make oath and say as follows:—
 That I am _____ of _____ situate at _____ in
 the Province of _____ and known as _____
 That within my own personal knowledge there has been manufactured thereat
 since the _____ day of _____ 189____, and prior to the
 day of _____ 189____, _____ tons of iron puddled bars.
 That in the manufacture of the said _____ tons of iron puddled bars there
 were used _____ tons of pig iron made in Canada wholly from Canadian ore.
 That on the said _____ tons of iron puddled bars so manufactured, the
 said _____ is entitled to receive a bounty of \$2.00 per ton and the sum of
 \$ _____ is hereby claimed.
 That no part of the said _____ tons of iron puddled bars upon which
 claim for bounty is hereby made has been included in any claim for bounty hereto-
 fore made.

Subscribed and sworn to at _____
 in the County of _____ this _____
 day of _____ 189____
 Before me _____

RECEIVED from the Controller of Customs the sum of _____ dollars in full payment of claim as above.

Iron and Steel

K. 40.

Claim No.

REGULATIONS governing the payment of a bounty on Steel Billets manufactured in Canada from Canadian ore, under authority of Act 57-58 Victoria, chap. 9, sections 1, 2 and 3, intituled "An Act to provide for the payment of bounties on iron and steel manufactured from Canadian ore," such regulations approved by His Excellency the Governor General in Council on the 22nd June, 1895.

1. A bounty of \$2 per ton shall be paid on all steel billets manufactured in Canada from pig iron (made in Canada from Canadian ore) and such other ingredients as are necessary and usual in the manufacture of such steel billets: provided, that in computing the bounty no payment shall be made with respect to foreign ores used in the said product.

2. The proportion of such other ingredients may be as follows, viz.: Not more than fifty per cent of the total weight and may consist of ferro-manganese, speigel, ferro-silicon, scrap iron or scrap steel, and such other ingredients, and in such proportions as are necessary and usual in the manufacture of steel billets.

3. The manufacturer shall not be entitled to receive such bounty unless and until he shall have furnished to the Controller of Customs satisfactory evidence that in the manufacture of such steel billets, the last preceding regulation has been complied with; such evidence shall be taken upon oath, before a Collector of Customs or a Justice of the Peace, and may be in the form and to the effect set forth in the form of affidavit in the annexed schedule. Further corroborative evidence may be required by the Controller of Customs if in his opinion it appears requisite.

4. The affidavit, the form of which is given in the annexed schedule, shall be made by the proprietor or one of the proprietors operating the furnaces (or smelting works, as the case may be) at which such billets shall have been manufactured, or in case such furnaces or smelting works are being operated by an incorporated company, then the affidavit shall be made by the manager or managing director, and the accountant, of such incorporated company.

5. The claim for bounty upon all steel billets made up to the first day of March, 1895, shall be made and substantiated to the satisfaction of the Controller of Customs within four months of that date. The claim for bounty upon all steel billets made on or subsequent to the first day of March, 1895, shall be made and substantiated to the satisfaction of the Controller of Customs, within three months after the completion of the manufacture of the steel billets on which such bounty is claimed.

6. From and after the 1st day of July, 1895, the manufacture of such billets shall be made under customs supervision and the cost of such supervision shall be paid by the manufacturers.

CLAIM FOR BOUNTY ON STEEL BILLETS.

I, _____ of _____ in the County of _____
in the Province of _____ make oath and say as follows:—
That I am _____ of _____ situate at _____
in the Province of _____ and known as _____
That within my own personal knowledge there has been manufactured thereat
since the _____ day of _____ 189 _____, and prior to the _____ day of
189 _____ tons of steel billets.
That in the manufacture of the said _____ tons of
steel billets there were used the following ingredients, viz.: _____ tons
of pig iron made in Canada from Canadian ore; _____ tons of pig iron

made in Canada containing _____ per cent of foreign ore
 ore ; _____ tons of foreign pig iron ; _____ tons of foreign
 ferro-manganese, speigel, ferro-silicon, and other ingredients necessary and usual in
 the manufacture of such steel billets. _____ tons of scrap steel and scrap iron ; _____ tons of

That of the said _____ tons of steel billets so manufactured, the
 said _____ is entitled to receive a bounty of \$2 per ton
 upon _____ net tons thereof, being the true proportion entitled to
 bounty after excluding the weight of all foreign ores and the sum of \$
 is hereby claimed.

That no part of the said _____ tons of steel billets upon which
 claim for bounty is hereby made has been included in any claim for bounty hereto-
 fore made.

Subscribed and sworn to at _____ in
 the County of _____ this _____ day
 of _____ 189 .
 Before me

The payment of \$ _____ on the within claim is hereby authorized and
 amount covered by Cheque No. _____ herewith.

CUSTOMS DEPARTMENT,
 OTTAWA, _____ 189 .

Received from the Honourable Controller of Customs the sum of
 _____ Dollars in full payment of the within claim.
 189 .

Section 2, Act 57-58 Victoria, chap. 9 :

“In the case of the products of furnaces now in operation the said bounties shall be applicable only to such products manufactured therein between the twenty-seventh day of March, one thousand eight hundred and ninety four, and the twenty-sixth day of March, one thousand eight hundred and ninety-nine, both days included ; and in the case of the products of any furnace which commences operations hereafter, but prior to the twenty-seventh day of March, one thousand eight hundred and ninety-nine, the said bounties shall be applicable to such products manufactured therein during a period of five years from the date of commencing operations.”

COPIES

(35)

Of Petitions, Memorials or other documents relating to the Manitoba School Question, not already submitted to the House of Commons.

INDEX.

- November 16th, 1896. Terms of agreement made between the Government of Canada and the Government of Manitoba for the settlement of the school question.
- (Translation) December 6th, 1896. Resolution passed at a meeting of citizens of St. Pierre-Jolys, protesting against the Manitoba school settlement.
- December 31st, 1896. Resolution passed at a meeting held at Ste. Anne des Chenes, Man., protesting against the school settlement. (French.)
- Resolution passed at a meeting held at St. Charles, protesting against school settlement. (French.)
- January, 1897. Resolution passed at a mass meeting of the Catholics of Winnipeg, Man., protesting against the school settlement.
- December 27th, 1896. Resolution of Catholics of Lorrette, Man., protesting against school settlement.
- January 17th, 1897. Resolution of Catholics of Ste. Agathe, Man., protesting against the school settlement.
- Address to Hon. Wilfrid Laurier from Catholics of the District of Deleau, Man., approving of school settlement.
- Expression of satisfaction with the school settlement, from the Roman Catholics of Saskatchewan. (Received 13th April, 1897.)

TERMS OF AGREEMENT BETWEEN THE GOVERNMENT OF CANADA
AND THE GOVERNMENT OF MANITOBA FOR THE SETTLEMENT
OF THE SCHOOL QUESTION.

1. Legislation shall be introduced and passed at the next regular session of the Legislature of Manitoba embodying the provisions hereinafter set forth in amendment to the "Public Schools Act," for the purpose of settling the educational questions that have been in dispute in that province.

2. Religious teaching to be conducted as hereinafter provided:—

(1.) If authorized by a resolution passed by a majority of the school trustees, or,
(2.) If a petition be presented to the board of school trustees asking for religious teaching and signed by the parents or guardians of at least ten children attending the school in the case of a rural district, or by the parents or guardians of at least twenty-five children attending the school in a city, town or village.

(3.) Such religious teaching to take place between the hours of 3.30 and 4 o'clock in the afternoon, and to be conducted by any Christian clergyman whose charge includes any portion of the school district, or by a person duly authorized by such clergyman, or by a teacher when so authorized.

(4.) Where so specified in such resolution of the trustees, or where so required by the petition of the parents or guardians, religious teaching during the prescribed period may take place only on certain specified days of the week instead of on every teaching day.

(5.) In any school in towns and cities where the average attendance of Roman Catholic children is forty or upwards and in villages and rural districts where the average attendance of such children is twenty-five or upwards, the trustees shall, if required by the petition of the parents or guardians of such number of Roman Catholic children respectively, employ at least one duly certificated Roman Catholic teacher in such school.

In any school in towns and cities where the average attendance of non-Roman Catholic children is forty or upwards, and in villages and rural districts where the average attendance of such children is twenty-five or upwards, the trustees shall, if required by the petition of the parents or guardians of such children, employ at least one duly certificated non-Roman Catholic teacher.

(6.) Where religious teaching is required to be carried on in any school in pursuance of the foregoing provisions, and there are Roman Catholic children and non-Roman Catholic children attending such school, and the school-room accommodation does not permit of the pupils being placed in separate rooms for the purpose of religious teaching, provisions shall be made by regulations of the Department of Education (which regulations the Board of school trustees shall observe) whereby the time allotted for religious teaching shall be divided in such a way that religious teaching of the Roman Catholic children shall be carried on during the prescribed period on one-half of the teaching days in each month, and the religious teaching of the non-Roman Catholic children may be carried on during the prescribed period on one-half of the teaching days in each month.

(7.) The Department of Education shall have the power to make regulations not inconsistent with the principles of this Act for the carrying into effect the provisions of this Act.

(8.) No separation of the pupils by religious denominations shall take place during the secular school work.

(9.) Where the school-room accommodation at the disposal of the trustees permits, instead of allotting different days of the week to the different denominations for the purpose of religious teaching, the pupils may be separated when the hour for religious teaching arrives, and placed in separate rooms.

(10.) Where ten of the pupils in any school speak the French language (or any language other than English) as their native language, the teaching of such pupils shall be conducted in French (or such other language), and English upon the bilingual system.

(11.) No pupils to be permitted to be present at any religious teaching unless the parents or guardians of such pupils desire it. In case the parents or guardians do not desire the attendance of the pupils at such religious teaching, then the pupils shall be dismissed before the exercises, or shall remain in another room.

16th November, 1896.

MEETING OF CITIZENS OF ST. PIERRE-JOLYS.

At a meeting of the citizens of St. Pierre-Jolys, held in the public hall of St. Pierre, on the 6th December, 1896,

Mr. Albert Préfontaine, warden of the municipality of De Salaberry, being in the chair; and Mr. Bernard Racicot, merchant, acting as secretary,

It was moved by Mr. Alfred Lassalle, Esq., merchant, seconded by Mr. Charles Migneault, Esq., and adopted unanimously:—

Whereas, before the year 1890, the Catholics of the province of Manitoba had Catholic schools, Catholic school commissioners, Catholic teachers, books, board of education and a Catholic superintendent; in short they enjoyed their own school autonomy;

Manitoba Schools.

Whereas such autonomy is secured to them by the fundamental laws of the country, as interpreted by the highest tribunal of the British Empire;

Whereas, since the passing, in 1890, of the Public Schools Act, by the Legislature of Manitoba, we have been deprived of those rights, and that since that date we have never ceased to claim them back;

Whereas the Laurier-Greenway compromise, to the disregard of the Constitution and the judgment of the Privy Council, refuses to give to the Catholics of this province the self-government of their schools, and that the said compromise virtually places the Catholic minority of this province under the control of the Protestant majority;

Whereas, books on history and morals, in use in the public schools, where we are forced to send our children, are apt to divert them from the Catholic religion, in which we wish them brought up;

Be it resolved that:—

We, Catholic citizens of the parish of St. Pierre-Jolys, Manitoba, reject absolutely and with indignation the Laurier-Greenway compromise, which is claimed to settle the school question in this province. We declare ourselves unwilling to accept any settlement by which our school autonomy will not be given to us. We ask the Catholics of Canada, all to join their efforts to ours, for the triumph of our cause. We appeal to friends of justice, to those who have at heart the maintaining of the federal covenant, and we ask them to have the clauses of that covenant complied with; clauses which guaranteed the rights of the Catholics of Manitoba, and without which the Catholics of this province never would have consented to enter the confederation; and the violation of which, by those who govern us is apt to weaken public confidence and to cause serious trouble.

It was then moved by Mr. Jos. Labonté and seconded by Mr. Ferdinand Marcotte:—

That copies of the foregoing resolutions be transmitted to the Honourable Mr. Laurier, Prime Minister of Canada; to the Honourable Mr. Tarte, representative of the French Canadians in the Cabinet; to Mgr. the Archbishop of St. Boniface, our religious chief; to the Honourable Sir Adolphe Caron, leader of the Opposition in the province of Quebec; to the Honourable Mr. Greenway, Prime Minister of Manitoba; and to the following newspapers:—

Le Manitoba; the *North-west Review*; the *Nor-wester*; *La Minerve*; *La Presse*; *Le Courrier du Canada*; and *Le Courrier de St. Hyacinthe*.

After a vote of thanks, moved by the president, to the speakers of the evening, the meeting adjourned.

ALBERT PRÉFONTAINE.
B. RACICOT.

MEETING OF CATHOLICS OF STE. ANNE DES CHÊNES.

(Translation.)

SAINT ANNE DES CHÊNES, Dec. 31st, 1896.

To the Hon. WILFRID LAURIER,
Prime Minister of the Dominion of Canada.

SIR,—Inclosed please find a copy of resolutions adopted by the parishioners of St. Anne, which I forward in accordance with the instructions of the meeting.

I have the honour to be your obedient servant,

R. MAGNAN,
Secretary.

At a meeting of the Catholics of St. Anne des Chênes, held at the school of St. Anne, on the 28th day of December instant, to consider the so-called settlement of the school difficulty,

Mr. J. Baptiste Neault was called upon to act as Chairman, and Mr. R. Magnan was appointed Secretary.

The following Resolutions, moved by Théophile Paré, seconded by the commissioners of the several school sections present at the meeting, to wit: Messrs. Raymond Magnan, Eugène Dubuc, Elzéar Fiola, Alcidas Délorme, Arthur Lacoste, Louis Perrin, Xavier Gagnier and François Bonin, were carried unanimously:

Whereas, the Dominion Government have agreed with the Government of Manitoba upon conditions (which have been published) which are to form the basis of amendments to the School Act of 1890, and the Acts amending it; and, whereas, on the adoption of the said amendments, the Dominion Government, invested with the power of intervening for the protection of the minority, would renounce the exercise of that power;

And, whereas, the Dominion Government virtually declares that it is an equitable settlement of the subjects of complaint of the Catholic minority of Manitoba,

We, Catholics of the parish of St. Anne des Chênes, in duly called meeting assembled, protest against the Greenway-Laurier settlement. This settlement, as to those who represent the Catholic element in the minority, is a cowardly and shameful betrayal of our rights, is the triumph of the intolerant element in the Cabinet, and the first step towards the triumph of neutral schools in the Dominion.

We tell the Hon. Mr. Laurier that all the diplomacy in the world can never find a basis on which Protestants and Catholics can agree in the matter of education, and especially as to primary education; the only possible understanding is an avowal of this difference of opinion, and mutual respect for our respective opinions in the adoption of laws respecting education. We appeal to all men of conviction and moderation throughout the Dominion, and tell them that we will not accept any solution of the school question which fails to recognize these rights.

We may be persecuted,—we shall suffer the persecution, but we will not abdicate our rights.

We protest against the fact that the Dominion Government, constituted by law the protector of the minority, has sought to ignore us in this settlement—we, who are the injured party, in order to make terms with those who have been our persecutors, and with the instigators of the persecution.

The Archbishop of St. Boniface was surely the person having the right and the authority to speak in the name of the minority, and he, at least, should have been consulted. This the representative of the government carefully refrained from doing. Catholics repudiating the authority of their pastors would cease to be Catholics; and not the pastors, but the Church itself, was the spectre you, Mr. Premier, sought to put aside in order to avoid offending a certain element. As individuals, but above all, as Catholics, we resent the insult and denial of justice put upon us.

As subjects of Her Majesty, we demand that the laws securing our liberties be not allowed to remain a dead letter because we are a weak minority. We ask for no favours, but we ask for what the constitution guarantees to us, the enjoyment of these vested rights, of which the School Act of 1890 deprived us, and which it is within the power of the Dominion Government to grant to us. We claim:—

- (a.) The control and management of our schools;
- (b.) The right to select our books and to determine the character of the religious instruction;
- (c.) The power to tax ourselves;
- (d.) Exemption from contributing to the support of schools of which we cannot conscientiously avail ourselves;
- (e.) The right to participate in the apportionment of public moneys applied to education. (From the Dominion Government we expect at least a recognition of this right.)

We, Catholics of the parish of Ste. Anne des Chênes, assure our well-beloved Archbishop of our filial devotedness, and of our firm resolve to pursue the line of

Manitoba Schools.

conduct which shall be pointed out for us by his authority, enlightened by his paternal solicitude for the sacred cause of education. We assure him of our determination to make any sacrifices he deems it advisable to claim from us in this time of trial; we can fancy him repeating for us these words of Darras:—"The sacred domain of faith calls for heroic defenders. Consideration for persons must never be carried to the extent of abandoning principle. Whosoever, with the best possible intentions, a bishop allows himself to be betrayed into any such deplorable compromise, he lays up for the future a stock of evils greater than any he may have turned aside for the time being." (Darras, vol. 9, p. 412.)

Copies of these resolutions shall be sent to Hon. Wilfrid Laurier, Sir A. P. Caron, His Grace the Archbishop of St. Boniface, and to the newspaper *Le Manitoba*, with a request for reproduction by papers friendly to our cause.

MEETING OF CATHOLICS OF ST. CHARLES.

At a largely attended meeting of the Catholics of the parish of St. Charles, held in the Catholic school of that parish, on the 19th instant, to consider the settlement of the school question, Mr. Alfred Caron having been called to the chair, and Mr. Louis Lafèche appointed secretary,

Mr. C. Geo. Caron, seconded by Mr. Frank Ness, moved the following resolutions:—

Whereas, the Honourable J. I. Tarte, one of the members of the Dominion Government, has falsely represented the views of the Catholic minority of the Province of Manitoba, with regard to the proposed settlement of the school question, we, the Catholics of the parish of St. Charles, in public meeting assembled, declare as follows:—

(1.) We protest against the pretended settlement of the school question, and refuse it, because by accepting it we should be renouncing a sacred right guaranteed to us by the Constitution: the right to control the education of our children.

(2.) We protest against the injustice of the pretended settlement, and feel keenly the insult put upon us by the Dominion Government in excluding from the negotiations the most highly accredited representative of the Catholic minority, His Grace the Archbishop of St. Boniface, while the settlement was submitted to the approval of our worst enemies before its adoption.

(3.) That in the opinion of this meeting a settlement, in order to be acceptable to the Catholic minority, must include the following essential points:—

(a.) Authorize the establishment of a Catholic school, under the control of Catholic commissioners, wherever there are ten Catholic children of an age to attend school.

(b.) That Catholics contributing to support a Catholic school be exempt from contributing to support the public schools.

(c.) That no restriction be put upon the teaching of French in the Catholic schools of this province.

(d.) That the Catholics of the parish of St. Charles have seen with satisfaction the firm and energetic attitude taken by His Grace the Archbishop of St. Boniface against the pretended settlement of the school question, and that they avail themselves of this opportunity of offering to His Grace the assurance of their unalterable devotedness during the present struggle.

Carried unanimously.

Mr. A. C. Caron, seconded by Mr. D. Caplet, moved that copies of the foregoing resolutions be sent to Hon. W. Laurier, Sir A. P. Caron, His Grace Archbishop Langevin and to the Press.—Carried.

ALFRED CARON,
Chairman.

LOUIS LAFÈCHE,
Secretary.

MEETING OF CATHOLICS OF WINNIPEG.

WINNIPEG, MAN., January, 1897.

To Hon. Wilfrid Laurier,
Ottawa.

SIR,—We have the honour to send you below a copy of resolutions passed at a mass meeting of the Catholics of the city of Winnipeg, held on the 9th day of December, 1896:—

RESOLUTIONS.

The following series of resolutions were moved clause by clause by prominent Catholics and were carried unanimously.

We, the Catholics of Winnipeg, assembled at this meeting of Roman Catholic ratepayers in the city of Winnipeg, called by public notice, for the purpose of giving expression to the opinion of the Roman Catholic minority of this city on the arrangement recently concluded between the provincial and federal governments on the Manitoba school question, resolve as follows:—

(1.) Very respectfully but most firmly we protest against the terms of that arrangement. We affirm that they are wholly insufficient to redress our wrongs, while they utterly fail to make good the pledges solemnly made to the electorate by members of the federal cabinet and of Parliament.

(2.) We condemn federal ministers for trying to force on the Roman Catholic minority a proposal so inadequate and in the negotiations for which the minority itself were not consulted. We resent the insult offered to the most prominent and most trusted representative of the minority in this controversy—the reverend Archbishop of St. Boniface—who, as openly averred by one of the ministers, was designedly ignored in the negotiations. A policy of conciliation for reaching a settlement we indeed approve, but it is a farce to call it conciliation, when only one party to the controversy is approached in that spirit, while the other party, and that the one which has been wronged, is treated with undisguised contempt.

(3.) As loyal subjects of a British country, we ask for British justice, no more, no less; as devoted upholders of British institutions, whose mainstay is an honourable adherence to the spirit of the British constitution, we demand that the constitution of our country be respected, and that its protection be extended to the minority, whose rights in educational matters were thereby specifically safeguarded.

(4.) We declare our most earnest desire to live in harmony with our fellow citizens of all creeds. In the matter of secular education we are most willing to submit, under reasonable conditions, to state inspection, but we claim that Roman Catholics ought, wherever in sufficient number, as is the case particularly in Winnipeg, to have the privilege of sending their children to school which, while maintaining a standard of proficiency second to none under similar conditions, conform to our well understood laws as to religious and moral training.

(5.) Under the law of the province, prior to 1890, we had this privilege, but we do not call for the re-enactment of the old law in its precise terms. We demand, however, that by amendment and modification, as suggested by the judges of the Privy Council, our grievances be removed and our essential rights in this respect be restored.

(6.) Through the proceedings in appeal the Parliament of Canada is now empowered to deal with the question, and give us relief. We recognize that by provincial legislation a more easy remedy could be secured, but this being denied us, we can but look to parliament for justice, and we appeal with confidence, not only to our co-religionists in the other provinces, but to all lovers of British fair play, for their sympathy and support.

(7.) We protest against the vicious and absurd theory that federal legislation is to be taken as coercive, or as a menace to provincial rights, in a case where federal

Manitoba Schools.

legislation is not only clearly contemplated, but is in express terms provided for by the constitution. Appellate bodies, charged with the duties of extending protection to either communities or individuals, must wholly fail in their duty, if they are deterred from reviewing the acts of the bodies appealed against by a consideration of the tenacity with which these bodies cling to their acts.

(8.) To our Protestant brethren, we would recall the fact that this provision for appeal to parliament was put in the constitution at the instance of the Protestant representatives of Quebec, for the express purpose of affording protection to the Protestant minority in that province. We remind them, too, of the fact that the same Protestant minority was the first to avail itself of this right of appeal against an alleged deprivation of their educational rights by the Roman Catholic legislature of Quebec, and that the appeal led to a speedy restoration of those rights by that Catholic legislature. Should the educational rights of Protestants in that province be again prejudicially affected in the future by an act of its legislature, and another appeal to Ottawa by Protestants become necessary, we are sure that Protestants throughout the Dominion would not willingly see justice denied because of a cry against interference with Quebec's provincial rights. The Roman Catholic minority of Manitoba in such a case would be the first to deprecate a failure of justice through such a cry. And the Christian principle of doing to others as they would wish others to do to them will suggest to our Protestant brethren that a like cause ought not to be the cause for withholding justice from us in the present case.

(9.) That these resolutions, signed by the chairman and secretary, be printed, and that copies be mailed to His Excellency the Governor General, to the Hon. Wilfrid Laurier and several colleagues, to Sir Charles Tupper and the several members of his late cabinet, and to such other persons as the chairman and secretary may think proper.

Your obedient servants,

J. G. CARROLL,
Chairman.

P. MANIN,
Secretary.

MEETING OF THE CATHOLICS OF LORETTE.

On the 27th day of December, 1896, the Catholics of the parish of Lorette, Manitoba, in public meeting assembled, Mr. Jos. Richard, Mayor of the municipality, in the chair; Edmond Buron, Barrister, of St. Boniface, acting as Secretary; unanimously adopted the following resolutions which were moved by Mr. Elie Dupuis, and seconded by Mr. Poirier:—

Whereas, the Laurier-Greenway compromise, made with the object of rendering justice to the Catholics of Manitoba, and to restore to them the rights taken away by the Public Schools Act of 1890, rights which were recognized as legitimate by the highest tribunal of the Empire, does not grant them anything of what was taken from them by the said statute of 1890; and, whereas, on the contrary, it constitutes a denial of justice to a loyal class of Her Majesty's subjects;

Whereas, further, the settlement of this question cannot be effected without the consent of the parties interested, and in this case the Catholics of Manitoba have not even been consulted,

We, the Catholics of Lorette, protest with all our might against this odious compromise, and we consider it as a violation of our most sacred rights, and scornfully reject the few concessions which the representatives of authority have just offered us.

We declare, further, that we are in perfect accord with His Grace the Archbishop on the school question, and protest against the abuse and calumnies of which, in this matter, he is the object.

That this protest be sent to His Grace Archbishop Langevin, the Honourable Mr. Laurier, Prime Minister, the Honourable Mr. Greenway, Prime Minister of Manitoba, the Honourable Mr. Caron, a leader of the opposition, and to the *La Presse*, *La Minerve* and *Le Manitoba* newspapers.

Signed at Lorette, the 27th December, 1896.

JOS. RICHARD,
Mayor of the Municipality, Taché.
EDMOND BURON,
Barrister.

MEETING OF THE CATHOLICS OF STE. AGATHE.

STE. AGATHE, 17th January, 1897.

We, the Catholics of the parish of Ste. Agathe, in general meeting assembled, for the purpose of expressing our free and independent opinion on the compromise entered into between the federal government and the local government of Manitoba for settling the question of the Manitoba schools, declare as follows:—

(1.) We protest against the settlement concluded between the federal and provincial ministers, considering that this settlement is an attack on the rights which we possess under the constitution.

(2.) We condemn the action of the federal ministers who, in the negotiations respecting this pretended settlement, in contempt of the simplest equity, have ignored the party most directly interested.

(3.) We protest because this settlement leaves our children at the mercy of a majority that has persecuted us for six years and which can, in the future, oblige our children to use books in which doctrines dangerous to their faith are to be professed.

(4.) We repudiate the system of neutral schools which this agreement confirms and which can only form a generation of infidel youth. We understand that if we desire our children to remain true to their faith, they must be impregnated from their youth with the principles of Catholicism, which cannot be done under the system of neutral schools; considering that the half hour of religious teaching which is permitted to be given after class hours is far from sufficient to give our children the amount of religious instruction which they require.

(5.) We demand a remedial Dominion law which will give us the right to instruct our children in accordance with our religious convictions, thus making use only of constitutional right which has been recognized as established by the highest tribunal of the British Empire.

These several resolutions were proposed by Mr. Pierre Gauthier, seconded by Mr. Onézime Bourassa and then unanimously adopted.

It was also unanimously resolved that these resolutions be sent to the Honourable Messrs. Laurier, J. I. Tarte, T. A. Bernier, Sir A. P. Caron, A.A.C. LaRiviere, M.P., and to certain newspapers.

MEETING OF CATHOLICS OF DELEAU.

To the Honourable Mr. LAURIER,
Prime Minister of Canada.

The undersigned, all Roman Catholics, residing in the district of Deleau, Province of Manitoba, take the respectful liberty of expressing to you their sincere satisfaction at the settlement of the school question, which has for so long a time disturbed the minds of the people of this province and also throughout Canada.

We know that a great portion of the Canadian clergy, chiefly His Grace Archbishop Langevin, is not satisfied with this settlement and entirely reject it; but as

Manitoba Schools.

for all the signers of this address, they are of the opinion that all men who are not influenced by party spirit accept this settlement as the best which could be had under the circumstances; if this settlement is honestly carried out by the local authorities, we are certain that the dissensions which have agitated the country for so long a time, will gradually cease and that the most perfect union will prevail in the province.

Besides, the Conservative party has had the question for settlement for six years past, and has not been able to accomplish what you, Honourable Sir, have secured by gentle and quiet means, to the satisfaction of the majority of the people of Manitoba.

Also, we feel it a duty to thank you, to-day, for the generous efforts you have made to reach this settlement which, we hope, will give to our children an education which will enable them to go forward in the same rank with those of the English race.

We also beg you to be our interpreter to convey our thanks to the Honourable Mr. Tarte as well as to all those who have aided in reaching this favourable result for us.

We are in a position here, at Deleau, to take advantage of the school settlement so soon as it becomes law, and we reckon on your generous and powerful influence to help us if we have enemies who should oppose the carrying out of our designs.

Wherefore, Honourable Sir, we pray you to receive our sincere congratulations and our ardent prayers for your welfare throughout the year about to begin. May Heaven render light the enormous burden you have accepted in undertaking the government of the country, and that it may give you health and life to the end that Canada may have you for a long time to come for its Prime Minister.

This is the most earnest desire of your most obedient servants.

E. LAPHAM,
HUBERT GATIN,
FLORIMOND GOFFINET,
VICTOR DUPONT,
DIEUDONNE DERUBE,
JOSEPH BADE,
JULES ROBIN,
ALPHONSE GATIN,
RÉMY MOINY,
HENRI GATIN,
FRANÇOIS COLLEAUX,
ARISTIDE DESMARAIS,
JULES PONCELET,
EMILE MICHEL,
J. GABORIT,
FÉLIX LAROSE,
ARTHUR LAROSE,
ARSENE GRANDMAISON,
EDMOND COLLEAUX,
ARTHUR MONGEON,
MADAME RENAULD,

E. COLLEAUX,
JEAN BTE. DUPONT,
DÉSIRE DELEAU,
SÉBASTIEN DELEAU,
J. B. MATHIEU,
HENRI ROBIN,
CHARLES BERNARD,
LÉON DAVIEUX,
CHARLES VERY,
ALEXANDRE COLLEUX,
SINAI BRIÈRE,
JOSEPH DESMARAIS,
JOSEPH GATIN,
J. B. BLANCHARD,
GUYARD DE ONÉZIME,
EMILE LORANGE,
JOSEPH ROBIN,
THÉOPHILE BADE,
EDMOND SAUTE,
OVIDE JOURNOTTE.

December twenty-third, A.D. 1896.

N.B.—All the signers of this address are French Catholics, and almost all fathers of families and were obtained within a distance of three miles; by reason of the great quantity of snow on the prairie it was impossible to call upon the farmers at any distance from the beaten roads. None of those called upon refused to sign the address.

Hoping that this may be of use to you under certain circumstances, we remain your most obedient servants.

EDOUARD COLLEAUX,
EDWARD LAPHAM.

FROM CATHOLIC ELECTORS OF SASKATCHEWAN.

(Received 13th April, 1897.)

We, the undersigned, resident Roman Catholic electors of Saskatchewan, hereby express our full and entire satisfaction at the manner in which the Manitoba School Question has finally been settled, and congratulate the Honourable Wilfrid Laurier and the members of his government on the successful issue of their efforts in securing an arrangement putting an end to this vexed question, at one time menacing to destroy the harmony and good fellowship existing between the mixed elements of the population of Canada, our common country.

ANT. ODILION GARNOT,
Teacher.

LAWRENCE MCGOVERN,
LOUIS E. VALADE,
and 98 others.

OPINION

(47)

Of the Minister of Justice with respect to Statutory Increases.

DEPARTMENT OF JUSTICE,
OTTAWA, 20th February, 1897.

The Honourable WM. MULOCK, M.P.,
Postmaster General,
Ottawa.

MY DEAR MR. MULOCK,—I have considered the point as to which you ask my opinion in your letter of the 8th instant, viz.: as to whether, under the provisions of the Civil Service Act, members of the service are entitled to statutory increases as a matter of right, when such officials have not been guilty of neglect of duty or misconduct.

You refer me to sections 18, 20 and 26 of the Act as bearing upon this question. Of these, section 18 provides that the minimum salary of a first-class clerk shall be \$1,400, with an annual increase of \$50 up to a maximum of \$1,800. Section 20 makes a precisely similar provision with respect to 2nd class clerks, and section 16, with respect to chief clerks, except only that the maximum and minimum salaries in each case are different. Section 26, subsection 1, provides that no officer, clerk or employee shall receive any increase of salary except by Order in Council passed on the report of the deputy, concurred in by the head of the department, stating that such officer, clerk or employee is deserving of such increase, and subsection 2 of the same section provides that the increase of salary of any officer, clerk or employee, authorized under this Act for the then current year, may be suspended by the head of the department for neglect of duty or misconduct, and may be subsequently restored by such head, but without arrears.

I am of opinion that the discretion of the deputy head and the head of a department under the 1st subsection of section 26 is practically absolute, and that in any case the deputy head may withhold a report under that subsection, or the head of a department his concurrence in a report of his deputy, for any reasons which seem to them sufficient, and not only because an officer or clerk has been guilty of neglect or misconduct. I think it would be competent for them to withhold a report in the case of a class of officers or clerks, or of an individual officer or clerk, because, for instance, they considered that the duties performed were sufficiently paid for by the salaries or the salary already received.

Subsection 2 of section 26 seems to have reference to increases already granted by Order in Council. Such increases may be suspended for neglect of duty or misconduct, but there seems to be no reason for concluding that these are the only grounds for not granting an increase in the first place.

Yours faithfully,

O. MOWAT.

RETURN

(54)

To an ADDRESS of THE SENATE, dated the 17th May, 1897, for a tabulated statement showing the effects which the Commercial Treaty between Canada and France has had upon the trade and revenue of the Dominion, as compared with the three years preceding the date upon which the treaty came into force, in so far as relates to the various articles covered by said treaty.

By order.

R. W. SCOTT,
Secretary of State.

GENERAL STATEMENT showing the Quantity and Value of Articles entered for Consumption and the duty collected thereon under the French Treaty (from 14th October, 1895, to 30th June, 1896.)

ARTICLES.	Countries whence Imported.	ENTERED FOR CONSUMPTION.		
		Quantity.	Value.	Duty.
		Lbs.	\$	\$ cts.
Almonds, shelled.....	France.....	30,094	3,678	1,003 18
	Spain.....	2,950	386	98 33
Total.....		33,044	4,064	1,101 51
Almonds, not shelled.....	France.....	96,208	5,827	1,930 93
	Spain.....	11,807	609	236 14
Total.....		108,015	6,436	2,167 07
Walnuts, not shelled.....	Great Britain.....	3,734	262	74 68
	United States.....	6,356	439	127 12
	France.....	464,824	27,520	9,296 48
Total.....		474,914	28,221	9,498 28
Nuts, all other, N. O. P., not shelled.....	France.....	18,133	861	362 66
	Italy.....	21,397	781	427 94
	Spain.....	3,250	130	65 00
	United States.....	207	20	4 14
Total.....		42,987	1,792	859 74
Nuts, all other, N. O. P., shelled.....	France.....	65,307	7,082	1,306 15
Prunes.....	Great Britain.....	296	44	1 97
	Austria.....	329,618	13,621	2,198 81
	France.....	429,340	14,440	2,865 54
Total.....		759,254	28,105	5,066 32

GENERAL STATEMENT showing the Quantity and Value of Articles entered for Consumption, &c.—*Concluded.*

ARTICLES.	Countries whence Imported.	ENTERED FOR CONSUMPTION.		
		Quantity.	Value.	Duty.
		Lbs.	\$	\$ cts.
Soap, Castile	Great Britain.....	1,359	135	13 59
	United States.....	1,205	73	12 05
	France.....	333,914	15,480	3,339 14
	Total.....	336,478	15,688	3,364 78
Wines, not sparkling, containing 26 per cent or less of alcohol	Great Britain.....	1,328	2,181	332 00
	Austria.....	46	54	11 50
	Belgium.....	51	42	12 75
	France.....	92,756	78,806	23,188 24
	Germany.....	4,137	3,403	1,034 25
	Spain.....	31,367	9,445	7,848 47
	French poss. Africa	958	107	239 50
	St. Pierre.....	4	8	1 36
Total.....	130,647	94,046	32,668 07	
Champagne in bottles, containing each not more than a quart but more than a pint, old wine measure.....	Great Britain.....	160	1,891	528 00
	France.....	3,856	46,491	12,728 10
	Germany.....	63	556	207 90
	United States.....	20	348	66 00
	Total.....	4,099	49,286	13,530 00
Champagne in bottles, containing not more than a pint, but more than half pint, old wine measure.....	Great Britain.....	302	2,005	498 30
	France.....	7,035	45,159	11,614 53
	Germany.....	140	623	231 00
	United States.....	100	1,326	165 00
	Total.....	7,577	49,113	12,508 83
Champagne, in bottles, containing one-half pint each or less	Great Britain.....	4	5	3 20
	France.....	122	366	108 24
	Total.....	126	371	111 52
Champagne, in bottles, containing more than one quart each.....	Great Britain.....	1	47	3 30
	France.....	9½ 8	163	49 50
	Total.....	10½ 8	210	52 80

French Treaty.

SUMMARY STATEMENT BY COUNTRIES OF THE FOREGOING STATEMENT.

From—				
Great Britain			6,570	1,455 12
Austria			13,675	2,210 31
Belgium			42	12 75
French possessions in Africa			107	239 50
Germany			4,582	1,473 15
Italy			781	427 94
St. Pierre			8	1 36
United States			2,206	374 31
Spain			10,570	8,247 94
France			245,873	67,792 69
Total			284,414	82,235 07

SUMMARY STATEMENT of Imports into Canada under the French Treaty, from 14th October, 1895, to 30th June, 1896.

ARTICLES.	IMPORTED.		ENTERED FOR CONSUMPTION.		
	Quantity.	Value.	Quantity.	Value.	Duty.
		\$		\$	\$ cts.
Almonds, shelled..... Lbs.	29,719	3,696	33,044	4,064	1,101 51
do not shelled	113,155	6,527	108,015	6,436	2,167 07
Walnuts do	505,017	29,677	474,914	28,221	9,498 28
Nuts, all other, N.O.P., not shelled	47,116	1,938	42,987	1,792	859 74
do do shelled	71,944	6,899	65,307	7,082	1,306 15
Prunes	883,393	33,193	759,254	28,105	5,066 32
Soap, Castile	294,547	13,995	336,478	15,688	3,364 78
Wines, not sparkling, containing 26 p.c. or less of spirits..... Galls.	112,244	71,252	130,647	94,046	32,668 07
Champagne, in bottles, containing each not more than a quart but more than one pint..... Doz.	3,117	42,011	4,099	49,286	13,530 00
Champagne, in bottles, containing not more than a pint but more than half a pint	6,562	46,343	7,577	49,113	12,508 83
Champagne, in bottles, containing half a pint or less.....	200	570	126	371	111 52
Champagne, in bottles, containing more than a quart..... Galls.	6	10½
	17	267	8	210	52 80
Total		256,368		284,414	82,235 07

STATEMENT showing the Value of all Articles enumerated in the French Treaty imported from each Country and the Duty collected thereon during the under-mentioned Fiscal Years.

	1893.		1894.		1895.		1896.	
	Value.	Duty.	Value.	Duty.	Value.	Duty.	*Value.	Duty.
	\$	\$ cts.	\$	\$ cts.	\$	\$ cts.	\$	\$ cts.
Great Britain.....	41,492	20,063 50	45,202	21,775 72	32,106	15,133 06	29,187	12,257 03
China.....	540	561 88	1,057	780 52	455	388 89	578	469 69
France.....	301,485	158,223 58	253,566	136,144 86	236,326	122,870 59	315,923	104,862 22
Greece.....	1,985	442 12	1,751	747 86	559	180 92	699	329 74
Italy.....	12,958	6,991 27	10,728	6,935 04	10,316	5,272 31	12,197	6,513 86
Spain.....	49,228	33,086 19	55,297	38,650 69	58,119	43,767 93	56,080	40,173 49
United States.....	217,842	94,297 45	208,878	95,817 12	172,654	81,801 41	198,969	79,545 92
Japan.....	234	140 29	25	48 93	8	15 98	44	67 32
Austria.....	16,405	3,384 68	26,030	9,124 74	29,900	12,348 18	23,730	5,293 10
Turkey.....	1,264	330 36	157	44 20	2,046	821 63	998	339 13
Germany.....	8,024	4,570 24	5,551	3,186 03	8,342	4,555 28	9,528	4,105 39
British Australasia.....	27	10 10	973	471 20	106	40 50	98	76 80
British West Indies.....	33	14 40	20	16 00	32	31 05	6	2 80
Newfoundland.....	30	10 50	5	1 75	94	35 45	4	1 45
Belgium.....	4,105	2,234 75	1,195	961 46	799	387 05	172	206 34
Holland.....	132	83 35	124	68 30	143	122 00	279	266 95
French Possessions in Africa.....	21	42 05			148	148 15	142	292 50
Portugal.....	983	564 65	365	246 00	99	79 50	450	303 00
Spanish Possessions in Pacific.....	108	91 15						
Spanish West Indies.....	21	7 55						
St. Pierre.....	152	95 98	310	166 75	287	196 60	114	69 76
Switzerland.....	29	14 20						
Hawaiian Islands.....	15	7 80	4	1 71				
Norway and Sweden.....	56	43 00						
Denmark.....			5	3 25				
Brazil.....					2	3 42		
Hong Kong.....					2	1 60	13	7 52
Spanish Possessions in Africa.....					2	1 35	13	9 65
British Africa.....							3	1 65
	657,169	325,311 04	611,243	315,192 13	552,545	288,202 85	649,227	255,200 31

* French Treaty included.

French Treaty.

COMPARATIVE STATEMENT for the undermentioned Fiscal Years showing the Quantity, Value and Duty of all Articles enumerated in the French Treaty which have been imported and entered for Consumption in Canada.

Articles.	1893.			1894.			1895.			1896.		
	Quantity.	Value.	Duty.	Quantity.	Value.	Duty.	Quantity.	Value.	Duty.	Quantity.	Value.	Duty.
		\$	\$ cts.		\$	\$ cts.		\$	\$ cts.		\$	\$ cts.
Almonds, shelled	136,891	24,991	6,844 35	180,373	24,524	8,513 18	186,719	26,360	9,335 98	195,813	28,138	9,237 77
do not shelled	376,331	32,847	11,289 93	572,291	36,010	17,099 34	444,534	30,950	13,336 04	523,470	33,133	14,627 66
Brazil nuts, not shelled	112,450	4,822	3,373 24	72,054	4,050	2,161 64
Peanuts, shelled	332,745	16,143	9,979 35	266,975	13,333	8,009 24
Walnuts, not shelled	1,254,539	81,257	37,636 17	1,229,873	69,610	36,274 22	522,600	37,791	15,073 31	732,685	46,611	17,229 58
All other, N.O.P., not shelled	1,762,139	81,110	52,864 30	1,910,392	80,884	55,070 86	1,695,878	57,114	33,926 22	1,755,509	69,864	35,112 30
do do shelled	131,993	17,848	6,502 85	138,767	16,715	4,980 20
Plums	5,715	20,286	1,715 87	13,288	30,315	4,066 08	23,417	22,688	5,676 28	84,586	26,131	6,542 57
Prunes	1,259,291	66,229	12,592 97	2,393,238	81,765	23,934 09	2,708,256	75,232	27,082 56	2,411,765	91,016	21,591 43
Soap, Castile	386,748	19,816	7,734 97	365,379	17,785	7,307 60	370,262	18,542	7,406 28	597,719	28,362	8,589 59
Wines, non-sparkling, containing 26 p.c. or less of alcohol	216,532	163,848	103,321 13	202,845	144,692	94,155 25	222,401	138,448	97,139 83	255,289	163,381	84,629 94
Champagne and other sparkling, viz.:-												
In bottles, 1 quart	6,440	84,787	46,691 06	9,915	64,979	35,719 78	4,309	55,194	30,763 00	5,289	64,482	23,013 95
do 1 pint	11,966	81,136	44,101 28	8,871	60,053	32,652 37	7,470	50,840	27,581 19	9,662	63,222	20,182 33
do ½ pint	223	661	361 16	104	245	159 50	106	329	190 67	160	470	172 28
do more 1 quart	12	301	167 85	10	431	239 86	13	239	136 05	15	329	119 85
Total	657,169	325,311 04	611,243	315,192 13	552,545	288,202 85	649,227	265,200 31

CUSTOMS DEPARTMENT, 19th May, 1897.

RETURN

(54a)

To an ADDRESS of THE SENATE, dated the 9th June, 1897, for a detailed statement showing the character, quantity and value of the different articles exported from Canada to France, for the years ending 30th June, 1893, 1894, 1895 and 1896.

By order.

R. W. SCOTT,
Secretary of State.

STATEMENT showing the Total Quantity and Value of Goods Exported from the Dominion of Canada to France, during the Fiscal Years ending 30th June, 1893, 1894, 1895, 1896.

ARTICLES.	1893.		1894.		1895.		1896.	
	Quantity.	Value.	Quantity.	Value.	Quantity.	Value.	Quantity.	Value.
<i>The Mine.</i>								
Asbestos—1st class..... Tons			50	1,100				
do 3rd do..... "							272	12,107
Coal.....			681	1,503	380	760		
Gold bearing quartz, &c..... \$								8
Copper, fine, contained in ore..... Lbs.			236,959	34,677				
Phosphates..... Tons.			1	10				
Total.....				37,290		760		12,115
<i>The Fisheries.</i>								
Cod, dry, salted..... Cwt.			648	2,800				
Seafish, preserved..... Lbs.	600	169					8,000	384
Oysters, fresh..... Brls.			1	3				
Lobsters, canned..... Lbs.	689,656	124,801	1,065,106	205,908	613,390	108,753	956,292	174,909
Salmon—								
Fresh..... "			90	9				
Canned..... "					16,800	1,575	35,150	3,700
Total.....		124,970		208,720		110,328		178,993
<i>The Forest.</i>								
Ashes, pot and pearl..... Brls.					50	1,364		
Basswood..... M. ft.	67	4,407	68	2,893	35	2,871	27	2,382
Logs, all other..... "							4	100
Deals—								
Pine..... St. hun			1	14			26	1,029
Spruce and other..... "	3,408	95,515	3,130	84,122	3,297	85,665	4,349	110,653
Ends..... "	160	2,985	298	6,902	119	1,984	351	5,250
Planks and boards..... "	128	6,696	1,053	14,168	2,717	41,200	852	11,239
Lumber, all other, N. E. S..... \$				2,279				544

STATEMENT showing the Total Quantity and Value of Goods Exported from the Dominion of Canada, &c.—Continued.

ARTICLES.	1893.		1894.		1895.		1896.	
	Quantity.	Value.	Quantity.	Value.	Quantity.	Value.	Quantity.	Value.
<i>The Forest—Con.</i>								
Timber, square—		\$		\$		\$		\$
Ash.....Tons.							46	427
Birch.....“							25	247
Elm.....“							194	2,566
Maple.....“			140	1,816			20	231
Oak.....“							18	410
Pine, white.....“							147	2,850
All other.....“			71	374			15	417
Wood, blocks, &c., for pulp.....\$		645						
Total.....		110,248		112,568		133,084		138,395
<i>Animals and their Produce.</i>								
Horses, over one year old.....No.							116	11,600
Cattle, do.....“					834	50,040	2,169	144,810
Butter.....Lbs.			4,901	1,125				
Cheese.....“	156	29					3,320	299
Eggs.....Doz.			60	12				
Furs, undressed.....\$						200		
Hides and skins.....“								18,420
Lard.....Lbs.			3,700	444				
Meats—								
Canned.....“	13,700	1,326	300	30			2,341	257
All other.....“	456	238					8,000	180
Other articles.....\$								70
Total.....		1,593		1,611		50,240		175,636
<i>Agriculture.</i>								
Bran.....Cwt.					510	380	2,160	1,600
Flax seed.....Bush.							696	1,044
Apples—								
Dried.....Lbs.	20,000	1,400	134,183	3,662			42,300	2,101
Green.....Brls.			3	14				
Fruit, all other, N. E. S.....\$						400		
Beans.....Bush.							40	80
Indian corn.....“			74	130				
Oats.....“			60,216	19,898				
Pease, whole.....“			2,052	3,312	4,350	6,307	5,220	6,250
Wheat.....“			71,103	50,546				
Hay.....Tons.	300	3,110	5,999	66,359	62	496	219	2,434
Maple sugar.....Lbs.	2,145	193						
Seeds—								
Clover.....Bush.			1,998	13,077				
Grass.....“		325	398	365				
Other.....“		8						
Straw.....Tons.				2				
Trees, shrubs and plants.....\$				30				
Vegetables—								
Canned.....“		467						
All other.....“				869				
Other articles.....“								308
Total.....		5,503		158,264		7,583		13,817

French Treaty.

STATEMENT showing the Total Quantity and Value of Goods Exported from the Dominion of Canada, &c.—*Concluded.*

ARTICLES.	1893.		1894.		1895.		1896.	
	Quantity.	Value.	Quantity.	Value.	Quantity.	Value.	Quantity.	Value.
<i>Manufactures.</i>								
Agricultural implements		11,498		13,950		24,771		36,612
Books.....				43		50		2,414
Carriages.....	No.	1	2	400				
Other vehicles.....	“		1	40				
Clothing and wearing apparel.....	\$	500		458		50		644
Cottons.....	“	180		711		46		
Drugs, chemicals, &c.....	“	785				895		
Extract hemlock bark.....	Brls.		4	50				
Fur, manufactures of.....	\$	75				164		
Hats and caps.....	“			45				
Household effects, N.E.S.....	“			1,000		60		3,465
India-rubber.....	“	4,187		58				
Castings, N.E.S.....	“					1,840		
Machinery, N.E.S.....	“			12		50		
Sewing machines.....	No.	2	50	1			110	1,764
Hardware, N.E.S.....	\$			208				6
Steel and manufactures of.....	“							79
Leather—								
Sole and upper.....	“	803		358		1,071		290
Boots and shoes.....	“			10				2
Other manufactures of.....	“					70		24
Brandy.....	Galls.		4	3				
Rum.....	“				67	240		
Whisky.....	“	35	87					
Wines.....	“	3,962	1,399	1,903	6,934	751	648	1,337
Other spirits.....	“	25	38					109
Organs.....	No.				1	65		
Soap.....	Lbs.			370	27			
Cigars and cigarettes.....	“			35	48			
Vinegar.....	Galls.	2	2					
Wood, pulp.....	\$					2,640		5,135
do other manufactures of.....	“							6,500
Woollens.....	“	103		108				1,646
Other articles.....	\$	1,318		52		591		2,732
Total.....		21,725		24,533		33,251		62,403
<i>Miscellaneous Articles.</i>								
Tea.....	Lbs.		5,888	1,500				
Other articles.....	\$	8		500		36		181
Total.....		8		2,000		36		181

RECAPITULATION.

	1893.	1894.	1895.	1896.
	\$	\$	\$	\$
The Mine		37,290	760	12,115
The Fisheries	124,970	208,720	110,328	178,993
The Forest.....	110,248	112,568	133,084	138,395
Animals and their produce	1,533	1,611	50,240	175,636
Agricultural products	5,503	158,264	7,583	13,817
Manufactures.....	21,725	24,533	33,251	62,403
Miscellaneous articles	8	2,000	36	181
Grand total.....	264,047	544,986	335,282	581,540

JOHN McDOUGALD,
Commissioner of Customs.

CUSTOMS DEPARTMENT, OTTAWA, 16th June, 1897.

RETURN

(56)

To an ADDRESS of THE SENATE, dated the 5th May, 1897, for all correspondence which has taken place since the 13th July last, between the Government of the Dominion and the Provincial Government of Prince Edward Island, regarding certain financial claims of that Province upon the Federal Government.

By order.

R. W. SCOTT,
Secretary of State.

GOVERNMENT HOUSE,
PRINCE EDWARD ISLAND, August 13th, 1896.

The Honourable the Secretary of State.

SIR,—I have the honour to transmit, by this day's mail, under separate cover, a minute of my council upon the subject of the claim of this province against the Dominion government for the construction and maintenance of piers in this province, together with inclosures, as follows:—

(a.) Extract from minutes of the executive council of this province, dated 6th August, 1896, on the subject of the claim of the government of Prince Edward Island against the government of Canada with respect to moneys expended in the erection and repairs of certain piers therein referred to, from 1st July, 1873, to 30th June, 1896.

(b.) Statement of expenditure on piers from 1st July, 1873, to 30th June, 1896, with interest thereon at the rate of 5 per cent per annum.

(c.) Statement of tolls and rents of said piers, from 1st July, 1873, to 30th June, 1896, with interest thereon at the rate of 5 per cent per annum.

(d.) Map showing location of said piers.

(e. & f.) Copies of orders in council, schedules, correspondence and other papers in connection with claim previously made by the government of this province against the government of Canada for refund of expenditure on piers.

(g.) Copy of deed of certain piers from the provincial government to the Dominion government for \$53,222.19.

I have the honour to be, sir, your obedient servant,

GEORGE W. HOWLAN,
Lieutenant-Governor.

EXTRACTS from *Minutes of the Executive Council of Prince Edward Island.*

COUNCIL CHAMBER, 6th August, 1896.

The executive council in committee having had under consideration a claim which it is proposed should be made on behalf of the government of this province against the government of Canada with respect to the moneys heretofore expended in the erection and repairs of certain piers hereinafter referred to, recommend that

the following minute be adopted, and that it be handed to His Honour the Lieutenant-Governor, with the request that he do transmit the same to the Dominion government for their consideration.

In the year 1883 the government of Prince Edward Island made a claim upon the government of Canada to be reimbursed the expenditure which the government of Prince Edward Island had incurred in the construction and maintenance of a large number of piers situated in different parts of Prince Edward Island. The claim then made amounted to the sum of \$139,926.42. The particulars of this claim will more fully appear by reference to the minute of the executive council of Prince Edward Island, passed on the 31st day of January, 1883, and to a detailed schedule which was referred to in such minute, copies of which will accompany this claim.

The said claim was based upon the contention put forward by the government of Prince Edward Island that by the terms of confederation the piers in question and also the foreshores upon which they were erected became the property of Canada at the time Prince Edward Island entered confederation, and that these piers should have been kept up by the government of Canada and not by the provincial government.

This claim having been preferred, was taken into consideration by the government of Canada; and on the 5th of March, 1883, an order was passed by His Excellency the Governor General in council, by which it was recommended that the members of the Prince Edward Island government be informed, amongst other things, that the Canadian government would cause an immediate examination of the harbours and piers enumerated in the minute of council of the Prince Edward Island government above referred to, in order to ascertain whether any, and how many of said harbours and piers would be considered of such general public importance as to warrant their being improved or maintained by the Canadian government, and that the Canadian government would examine the claim for indemnity made by the Prince Edward Island government in connection with these harbours and piers in order to ascertain whether such claim was well founded in whole or in part, and then, whether any sum, and what sum, therefor should be paid to the Prince Edward Island government.

In pursuance of the last mentioned order, a survey was made by the engineer of the Public Works Department of Canada, of all the piers referred to in the claim originally put in by the Prince Edward Island government. The said engineer on the 16th day of February, 1884, made his report, by which he stated that certain of the piers in question were of federal importance and should be taken over, and that certain of them were not of federal importance and should not be taken over by the Dominion government. In pursuance of such report a minute of council was passed by His Excellency the Governor General in council on the 29th of February, 1884, by which it was recommended that a certain sum, namely, the sum of \$53,222.19, be paid to the Prince Edward Island government, that sum being the amount expended upon certain piers reported by the said engineer to be of federal importance.

Further representations were afterwards made by the government of Prince Edward Island to the Dominion government in consequence of which a further minute of council was passed by His Excellency the Governor General in council on the 23rd of December, 1884, whereby a further sum of \$24,240 was ordered to be paid to the Prince Edward Island government, being the amount expended by the Prince Edward Island government upon certain other piers which it was then determined were of federal importance.

The government of Prince Edward Island submit that by the several minutes of council above referred to, and the action of the Dominion government, the right of the Prince Edward Island government to be reimbursed all moneys expended by them after confederation upon piers, which could fairly be considered of federal importance, was admitted in the most unqualified manner; and that it follows as a natural consequence that, if it can be shown that the Dominion government refused to reimburse the Prince Edward Island government for piers which really were of federal importance, such refusal should be reconsidered and the amount reimbursed to the Prince Edward Island government. And they claim that there were several

Financial Claims of Prince Edward Island.

piers situated on the Hillsborough river, upon which large sums of money had been spent by the provincial government, which were not reimbursed at the time referred to and which should have been so reimbursed, and with regard to these piers they put forward this present claim.

In the report made by the engineer at the time, one pier situated on the Hillsborough river known as Hickey's pier, being No. 55 in the tabular statement annexed to the report of the said engineer, was reported by the said engineer as important, owing to its situation on the Hillsborough river, and it was, in consequence of such report, taken over by the Dominion government, and the amount expended thereon refunded to the Prince Edward Island government. But with regard to all the other piers situated upon the said river the engineer did not report that they were of federal importance, and, in consequence, they were not taken over. The government of Prince Edward Island claim that with respect to the piers situate upon the Hillsborough river which were not taken over, they have a just claim to be reimbursed all moneys expended upon them since 1873, and that these piers and each and every of them are of just as much importance to the trade of the country as was Hickey's pier.

The piers which were not taken over are as follows: Apple Tree, Red Point, McCannell's, Haggarty's, Hayden's, Cranberry, Gillis's and Mount Stewart pier. The reason assigned by the engineer for not recommending that these piers be taken over was: First, with regard to Apple Tree, McCannell's, Hayden's and Gillis's, the ground assigned by the engineer for not taking them over was that they were of limited service and local importance and that the railway absorbs the traffic.

With regard to Cranberry, Haggarty's and Red Point piers, the reason assigned was that the traffic could be accommodated at Hickey's pier.

The government of Prince Edward Island claim that the reason given by the Dominion engineer for reporting as he did as to the piers referred to is based upon a mistaken idea of the facts. Red Point pier, Cranberry, Haggarty's and Gillis's piers are situated on the south side of the Hillsborough river. With regard to the first three, the engineer's objection is that the trade could be accommodated at Hickey's pier. This contention is not correct as a fact. Reference to the map of the river will show that these piers are so situated that the traffic at one of them could not be diverted to the other without great inconvenience to the people, and this can easily be shown to be correct by the fact that a large portion of the traffic on the river does come to these piers and has for a number of years past.

With regard to Gillis's pier, the reason given was that it was of local importance and that the trade was absorbed by the railway. This pier was in a very poor repair until the last two years, when it was put in proper condition by the Prince Edward Island government, and since then there has been very considerable traffic on it. The piers on the north side of the river are Apple Tree, McCannell's and Hayden's. The reason given for not taking them over was that the traffic was absorbed by the railway. The government of Prince Edward Island asserts that this is not correct as a fact, and that no part of the produce, or at least that only a very small part of the produce, of that part of the country is shipped by the railway at all, except very late in the season at the closing of navigation, when goods are shipped to the east end of the island, where the harbours remain open longer than in any other part of the province.

The government of Prince Edward Island wish to emphasize the fact that the trade that is done at all the piers on the Hillsborough river consists principally of the shipping of all kinds of farm produce, and that in order to ship such produce successfully the farmers must be able to put their produce directly on board the vessel which is to take it to its foreign or provincial market. The expense attendant upon shipping their produce by train to Charlottetown and then reloading upon vessels there greatly lessens the profits of the farmer, and, as a matter of fact, has never been done. The vessels that go up the Hillsborough river, in nearly all cases, take their produce direct from the pier where it is loaded to the market where it is sold, and, therefore, for the people of this section of the country it is absolutely

essential that these piers should be kept up. Our present contention is that these piers and each of them are absolutely necessary to carry on the ordinary trade of the country, and that every one of them is as important as the one that was taken over in 1883, namely, Hickey's pier. They all stand upon exactly the same basis, and the government of Canada having admitted that Hickey's pier should be taken over, should, in all fairness, give full effect to the admission they then made.

The contention that the traffic from the piers on the south side of the river can be transferred to Hickey's pier is altogether incorrect. Any person thoroughly acquainted with the locality will see that the trade heretofore carried on at Red Point, Haggarty's, Cranberry and Gillis's piers could not be transferred to Hickey's pier without entailing great inconvenience and practical loss to the shippers. Moreover, if the trade were transferred to Hickey's pier, in order to accommodate it, a large increase would have to be made in the size of that pier.

With regard to the Mount Stewart pier, this was practically rebuilt by the local government in the year 1893, and is now a good substantial pier in a thorough state of repair. This pier has been used by a large number of vessels ever since its erection and gives very good facilities for shipping, and is undoubtedly one the government of Canada should take charge of as being of federal importance.

The government of Prince Edward Island claim that they should be reimbursed all sums of money spent upon these piers with interest thereon from the time they were built compounded yearly.

In the claim put in by the provincial government on the former occasion the claim for interest does not appear to have been made except with regard to one pier, but it is submitted that the Island's claim is on the basis that the local government paid at different dates, sums of money which should have been paid by the Dominion government and on that basis the claim for interest should be allowed. On the other side of the account the island government are willing to allow credit for all receipts from the said piers with interest.

It will be observed by the minute of the council allowing the former claim that it was ordered that the sum agreed to be paid should not be paid over until the government of Prince Edward Island by order in council agreed to accept the same in full of all demands for the piers and wharfs specified in their application. A similar condition was inserted in the order allowing the subsequent amount, and it might be suggested that this clause bars any further claim by the government of Prince Edward Island.

The government of Prince Edward Island submit, however, that this suggestion is not correct. The local government from the first refused to agree to this clause and did not pass any minute in council, and by a deed which was executed by the local government to the Minister of Public Works on behalf of the Dominion government and which was accepted by him, it was expressly stated that the sum therein mentioned was taken in full of the special piers mentioned in the conveyance only.

Annexed hereto is a statement showing the claim made by the government of Prince Edward Island at the present time in detail and how it is made up.

There is also annexed a statement showing the receipts from the piers.

The total claim made is \$22,944.91 less the receipts and interest thereon, namely, \$994.48.

Certified.

ARTHUR NEWBERY.

Clerk, Executive Council.

Financial Claims of Prince Edward Island.

MEMORANDUM of expenditure on the undermentioned piers by the government of Prince Edward Island, from the 1st July, 1873, to the 30th June, 1896, together with interest thereon, at the rate of five per centum per annum as per detailed statements annexed, namely:—

Apple Tree pier	\$ 3,545 64
Red Point "	4,028 31
McCannell's "	1,881 10
Haggarty's "	5,745 00
Hayden's "	1,513 33
Cranberry "	2,069 85
Gillis's "	2,441 53
Mount Stewart pier	1,720 15
	\$ 22,944 91

APPLE TREE PIER—No. 49.

Expended during year 1873	\$ 215 00
One year's interest to 31st December, 1874	10 75
	225 75
One year's interest to 31st December, 1875	11 28
	237 03
Expended during the year 1875	50 00
	287 03
One year's interest to 31st December, 1876	14 35
	301 38
One year's interest to 31st December, 1877	15 06
	316 44
Expended during the year 1877	198 33
	514 77
One year's interest to 31st December, 1878	25 73
	540 50
Expended during year 1878	463 67
	1,004 17
One year's interest to 31st December, 1879	50 20
	1,054 37
Expended during year 1879	4 00
	1,058 37
One year's interest to 31st December, 1880	52 91
	1,111 28
Expended during year 1880	23 25
	1,134 53
One year's interest to 31st December, 1881	56 72
	1,191 25
One year's interest to 31st December, 1882	59 56
	1,250 81
Expended during year 1882	11 00
	1,261 81
One year's interest to 31st December, 1883 ..	63 09
	1,324 90
One year's interest to 31st December, 1884	66 24
	1,391 14
One year's interest to 31st December, 1885	69 55
	1,460 69
One year's interest to 31st December, 1886	73 03
	1,533 72
One year's interest to 31st December, 1887	\$ 76 68
	1610 40

MEMORANDUM of expenditure on the undermentioned piers.—*Continued.*APPLE TREE PIER—No. 49.—*Continued.*

One year's interest to 31st December, 1888.....	1,610 40 80 52
One year's interest to 31st December, 1889.....	1,690 92 84 54
One year's interest to 31st December, 1890.....	1,775 46 88 77
Expended during the year 1890.....	1,864 23 688 86
One year's interest to 31st December, 1891.....	2,553 09 127 65
Expended during year 1891.....	2,680 74 47 00
One year's interest to 31st December, 1892.....	2,727 74 136 38
Expended during year 1892.....	2,864 12 14 00
One year's interest to 31st December, 1893.....	2,878 12 143 90
Expended during year 1893.....	3,022 02 38 60
One year's interest to 31st December, 1894.....	3,060 02 153 00
Expended during year 1894.....	3,213 02 80 00
One year's interest to 31st December, 1895.....	3,293 02 164 65
Expended during year 1895.....	3,457 67 1 50
Half year's interest to 30th June, 1896.....	3,459 17 86 47
	<u>3,545 64</u>

RED POINT PIER—No. 56.

Expended during the year 1873.....	\$ 589 50
One year's interest to 31st December, 1874.....	29 47
Expended during year 1874.....	618 97 102 00
One year's interest to 31st December, 1875.....	720 97 36 04
Expended during year 1875.....	757 01 44 00
One year's interest to 31st December, 1876.....	801 01 40 05
Expended during year 1876.....	841 06 20 00
One year's interest to 31st December, 1877.....	861 06 43 05
Expended during year 1877.....	904 11 508 27
	<u>1,412 88</u>

Financial Claims of Prince Edward Island.

MEMORANDUM of expenditure on the undermentioned piers.—*Continued.*

RED POINT PIER—No. 56.—*Continued.*

One year's interest to 31st December, 1878.....	\$ 1,412 38
	70 61
	1,482 99
Expended during year 1878.....	16 50
	1,499 49
One year's interest to 31st December, 1879.....	74 97
	1,574 46
Expended during year 1879.....	28 00
	1,602 46
One year's interest to 31st December, 1880.....	80 12
	1,682 58
Expended during year 1880.....	60 00
	1,742 58
One year's interest to 31st December, 1881.....	87 12
	1,829 70
Expended during year 1881.....	8 00
	1,837 70
One year's interest to 31st December, 1882.....	91 88
	1,929 58
Expended during year 1882.....	104 50
	2,034 08
One year's interest to 31st December, 1883.....	101 70
	2,135 78
Expended during year 1883.....	17 68
	2,153 46
One year's interest to 31st December, 1884.....	107 67
	2,261 13
One year's interest to 31st December, 1885.....	113 05
	2,374 18
One year's interest to 31st December, 1886.....	118 70
	2,492 88
One year's interest to 31st December, 1887.....	124 64
	2,617 52
One year's interest to 31st December, 1888.....	130 87
	2,748 39
One year's interest to 31st December, 1889.....	137 41
	2,885 80
One year's interest to 31st December, 1890.....	144 29
	3,030 09
One year's interest to 31st December, 1891.....	151 50
	3,181 59
One year's interest to 31st December, 1892.....	159 07
	3,340 66
One year's interest to 31st December, 1893.....	167 03
	3,507 69
Expended during year 1893.....	57 00
	3,564 69
One year's interest to 31st December, 1894.....	178 23
	3,742 92

MEMORANDUM of expenditure on the undermentioned piers.—*Continued.*

RED POINT PIER—No. 56.—*Continued.*

One year's interest to 31st December, 1895.....	\$ 3,742 92
	187 14
	<hr/> 3,930 06
Half year's interest to 30th June, 1896.....	98 25
	<hr/> <hr/> 4,028 31

MCCANNELL'S PIER—No. 50.

Expended during year 1873.....	\$ 90 00
One year's interest to 31st December, 1874.....	4 50
	<hr/> 94 50
Expended during year 1874.....	25 00
	<hr/> 119 50
One year's interest to 31st December, 1875.....	5 97
	<hr/> 125 47
Expended during year 1875.....	30 00
	<hr/> 155 47
One year's interest to 31st December, 1876.....	7 77
	<hr/> 163 24
Expended during year 1876.....	15 00
	<hr/> 178 24
One year's interest to 31st December, 1877.....	8 91
	<hr/> 187 15
Expended during year 1877.....	14 50
	<hr/> 201 65
One year's interest to 31st December, 1878.....	10 08
	<hr/> 211 73
Expended during year 1878.....	36 00
	<hr/> 247 73
One year's interest to 31st December, 1879.....	12 38
	<hr/> 260 11
One year's interest to 31st December, 1880.....	13 00
	<hr/> 273 11
Expended during year 1880.....	10 00
	<hr/> 283 11
One year's interest to 31st December, 1881.....	14 15
	<hr/> 297 26
Expended during year 1881.....	5 00
	<hr/> 302 26
One year's interest to 31st December, 1882.....	15 11
	<hr/> 317 37
Expended during year 1882.....	46 00
	<hr/> 363 37
One year's interest to 31st December, 1883.....	18 16
	<hr/> 381 53
One year's interest to 31st December, 1884.....	19 07
	<hr/> 400 60
One year's interest to 31st December, 1885.....	20 03
	<hr/> 420 63
One year's interest to 31st December, 1886.....	21 03
	<hr/> <hr/> 441 66

Financial Claims of Prince Edward Island.

MEMORANDUM of expenditure on the undermentioned piers.—*Continued.*

McCANNELL'S PIER—No. 50.—*Continued.*

Expended during year 1886.....	\$	441 66
		50 00
		491 66
One year's interest to 31st December, 1887.....		24 58
		516 24
Expended during year 1887.....		437 46
		953 70
One year's interest to 31st December, 1888.....		47 68
		1,001 38
Expended during year 1888.....		100 38
		1,101 76
One year's interest to 31st December, 1889..		55 08
		1,156 84
One year's interest to 31st December, 1890.....		57 84
		1,214 68
One year's interest to 31st December, 1891.....		60 73
		1,275 41
Expended during year 1891.....		157 22
		1,432 63
One year's interest to 31st December, 1892.....		71 63
		1,504 26
Expended during year 1892.....		2 00
		1,506 26
One year's interest to 31st December, 1893.....		75 31
		1,581 57
Expended during year 1893.....		7 50
		1,589 07
One year's interest to 31st December, 1894.....		79 45
		1,668 52
Expended during year 1894.....		9 00
		1,677 52
One year's interest to 31st December, 1895.....		83 87
		1,761 39
Expended during year 1895.....		31 00
		1,792 39
Half year's interest to 30th June, 1896....		44 80
		1,837 19
Expended to 30th June, 1896.....		43 91
		1,881 10

HAGGARTY'S PIER—No. 54.

Expended during year 1874.....	\$	101 00
One year's interest to 31st December, 1875.....		5 05
		106 05
Expended during year 1875.....		232 66
		338 71
One year's interest to 31st December, 1876.....		16 93
		355 64
Expended during year 1876.....		487 34
		842 98

MEMORANDUM of expenditure on the undermentioned piers.—*Continued.*HAGGARTY'S PIER—No. 54.—*Continued.*

	\$ 841 98
One year's interest to 31st December, 1877.....	42 14
	885 12
Expended during year 1877.....	759 00
	1,644 12
One year's interest to 31st December, 1878.....	82 20
	1,726 32
Expended during year 1878.....	19 70
	1,746 02
One year's interest to 31st December, 1879.....	87 30
	1,833 32
Expended during year 1879.....	66 00
	1,899 32
One year's interest to 31st December, 1880.....	94 96
	1,994 28
One year's interest to 31st December, 1881.....	99 71
	2,093 99
One year's interest to 31st December, 1882.....	104 69
	2,198 68
Expended during year 1882.....	31 00
	2,229 68
One year's interest to 31st December, 1883.....	111 48
	2,341 16
Expended during year 1883.....	8 40
	2,349 56
One year's interest to 31st December, 1884.....	117 47
	2,467 03
One year's interest to 31st December, 1885.....	123 35
	2,590 38
One year's interest to 31st December, 1886.....	129 51
	2,719 89
Expended during year 1886.....	82 00
	2,801 89
One year's interest to 31st December, 1887.....	140 09
	2,941 98
Expended during year 1887.....	40 00
	2,981 98
One year's interest to 31st December, 1888.....	149 09
	3,131 07
Expended during year 1888.....	10 00
	3,141 07
One year's interest to 31st December, 1889.....	157 06
	3,298 12
One year's interest to 31st December, 1890.....	164 90
	3,463 02
Expended during year 1890.....	373 75
	3,836 77
One year's interest to 31st December, 1891.....	191 83
	4,028 60

Financial Claims of Prince Edward Island.

MEMORANDUM of expenditure on the undermentioned piers.—*Continued.*

HAGGARTY'S PIER—No. 54.—*Continued.*

Expended during year 1891.....	4,028 60 3 65
One year's interest to 31st December, 1892.....	4,032 25 201 61
Expended during year 1892.....	4,233 86 10 00
One year's interest to 31st December, 1893.....	4,243 86 212 19
Expended during year 1893.....	4,456 05 563 32
One year's interest to 31st December, 1894.....	5,019 37 250 96
Expended during year 1894.....	5,270 33 18 95
One year's interest to 31st December, 1895.....	5,289 28 264 46
Expended during year 1895.....	5,553 74 32 00
Half year's interest to 30th June, 1896.....	5,585 74 139 64
Expended to 30th June, 1896.....	5,725 38 19 62
	5,745 00

HAYDEN'S PIER—No. 51.

Expended during year 1873.....	\$ 4 00
One year's interest to 31st December, 1874.....	0 20
Expended during year 1874.....	4 20 40 00
One year's interest to 31st December, 1875.....	44 20 2 21
One year's interest, 31st December, 1876.....	46 41 2 32
One year's interest to 31st December, 1877.....	48 73 2 43
Expended during year 1877.....	51 16 118 00
One year's interest to 31st December, 1878.....	169 16 8 45
One year's interest to 31st December, 1879.....	177 61 8 88
Expended during year 1879.....	186 49 30 00
One year's interest to 31st December, 1880.....	216 49 10 82
Expended during year 1880.....	227 31 1 62
	228 93

MEMORANDUM of expenditure on the undermentioned piers.—*Continued.*HAYDEN'S PIER—No. 51.—*Continued.*

	\$ 228 93
One year's interest to 31st December, 1881	11 44
	240 37
Expended during year 1881.....	2 00
	242 37
One year's interest to 31st December, 1882	12 11
	254 48
Expended during year 1882.....	12 00
	266 48
One year's interest to 31st December, 1883	13 32
	279 80
One year's interest to 31st December, 1884	13 99
	293 79
One year's interest to 31st December, 1885.....	14 68
	308 47
One year's interest to 31st December, 1886.....	15 42
	323 89
One year's interest to 31st December, 1887	16 19
	340 08
One year's interest to 31st December, 1888.....	17 00
	357 08
One year's interest to 31st December, 1889.....	17 85
	374 93
One year's interest to 31st December, 1890.....	18 74
	393 67
One year's interest to 31st December, 1891.....	19 68
	413 35
Expended during year 1891.....	69 00
	482 35
One year's interest to 31st December, 1892.....	24 11
	506 46
Expended during year 1892.....	11 50
	517 96
One year's interest to 31st December, 1893.....	25 89
	543 85
Expended during year 1893.....	749 52
	1,293 37
One year's interest to 31st December, 1894.....	64 66
	1,358 03
Expended during year 1894.....	13 90
	1,371 93
One year's interest to 31st December, 1895.....	68 59
	1,440 52
Expended during year 1895.....	32 00
	1,472 52
Half year's interest to 30th June, 1896	36 81
	1,509 33
Expended to 30th June, 1896.....	4 00
	1,513 33

Financial Claims of Prince Edward Island.

MEMORANDUM of expenditure on the undermentioned piers.—*Continued.*

CRANBERRY PIER—No. 53.

Expended during the year 1873.....	\$	30 00
One year's interest to 31st December, 1874.....		1 50
		31 50
Expended during year 1874.....		10 00
		41 50
One year's interest to 31st December, 1875.....		2 07
		43 57
Expended during year 1875.....		62 00
		105 57
One year's interest to 31st December, 1876.....		5 27
		110 84
Expended during year 1876.....		52 00
		162 84
One year's interest to 31st December, 1877.....		8 14
		170 98
One year's interest to 31st December, 1878.....		8 54
		179 52
Expended during year 1878.....		328 76
		508 28
One year's interest to 31st December, 1879.....		25 41
		533 69
Expended during year 1879.....		72 00
		605 69
One year's interest to 31st December, 1880.....		30 28
		635 97
One year's interest to 31st December, 1881.....		31 79
		667 76
One year's interest to 31st December, 1882.....		33 38
		701 14
Expended during year 1882.....		11 00
		712 14
One year's interest to 31st December, 1883.....		35 60
		747 74
One year's interest to 31st December, 1884.....		37 38
		785 12
Expended during year 1884.....		39 50
		824 62
One year's interest to 31st December, 1885.....		41 23
		865 85
One year's interest to 31st December, 1886.....		43 29
		909 14
One year's interest to 31st December, 1887.....		45 45
		954 59
Expended during year 1887.....		47 00
		1,001 59
One year's interest to 31st December, 1888.....		50 07
		1,051 66
One year's interest to 31st December, 1889.....		52 58
		1,104 24

MEMORANDUM of expenditure on the undermentioned piers.—*Continued.*CRANBERRY PIER—No. 53.—*Continued.*

One year's interest to 31st December, 1890.....	\$ 1,104 24 55 21
Expended during year 1890.....	1,159 45 3 60
One year's interest to 31st December, 1891.....	1,163 05 58 15
Expended during year 1891.....	1,221 20 207 00
One year's interest to 31st December, 1892.....	1,428 20 71 41
Expended during year 1892.....	1,499 61 35 00
One year's interest to 31st December, 1893.....	1,534 61 76 73
Expended during year 1893.....	1,611 34 200 09
One year's interest to 31st December, 1894.....	1,811 43 90 57
Expended during year 1894.....	1,902 00 21 21
One year's interest to 31st December, 1895.....	1,923 21 96 16
Half year's interest to 30th June, 1896.....	2,019 37 50 48
	<u>2,069 85</u>

GILLIS'S PIER—No. 52.

Expended during year 1877.....	\$ 524 00
One year's interest to 31st December, 1878.....	26 20
Expended during year 1878.....	550 20 13 45
One year's interest to 31st December, 1879.....	563 65 28 18
Expended during year 1879.....	591 83 23 25
One year's interest to 31st December, 1880.....	615 08 30 75
One year's interest to 31st December, 1881.....	645 83 32 29
One year's interest to 31st December, 1882.....	678 12 33 90
Expended during year 1882.....	712 02 6 50
One year's interest to 31st December, 1883.....	718 52 35 92
One year's interest to 31st December, 1884.....	754 44 37 72
	<u>792 16</u>

Financial Claims of Prince Edward Island.

MEMORANDUM of expenditure on the undermentioned piers—*Continued.*

GILLIS'S PIER—No. 52.—*Continued.*

One year's interest to 31st December, 1885	\$ 792 16
	39 60
One year's interest to 31st December, 1886	831 76
	41 58
One year's interest to 31st December, 1887	873 34
	43 66
One year's interest to 31st December, 1888	917 00
	45 85
One year's interest to 31st December, 1889	962 85
	48 14
One year's interest to 31st December, 1890	1,010 99
	50 54
One year's interest to 31st December, 1891	1,061 53
	53 07
Expended during year 1891	1,114 60
	11 40
One year's interest to 31st December, 1892	1,126 00
	56 30
Expended during year 1892	1,182 30
	15 25
One year's interest to 31st December, 1893	1,197 55
	59 87
Expended during year 1893	1,257 42
	4 05
One year's interest to 31st December, 1894	1,261 47
	63 07
Expended during year 1894	1,324 54
	934 50
One year's interest to 31st December, 1895	2,259 04
	112 95
Expended during year 1895	2,371 99
	10 00
Half year's interest to 30th June, 1896	2,381 99
	59 54
	\$ 2,441 53

MOUNT STEWART PIER.

Expended during year 1893	\$ 1,450 00
One year's interest to 31st December, 1894	72 50
Expended during year 1894	1,522 50
	61 50
One year's interest to 31st December, 1895	1,584 00
	79 20
Expended during year 1895	1,663 20
	15 00
One-half year's interest to 30th June, 1896	1,678 20
	41 95
	1,720 15

MEMORANDUM of expenditure on the undermentioned piers.—*Concluded.*

RECAPITULATION.

Apple Tree Pier	\$ 3,545 64
Red Point do	4,012 10
McCannell's do	1,881 10
Haggarty's do	5,745 00
Hayden's do	1,513 33
Cranberry do	2,069 85
Gillis's do	2,441 53
Mount Stewart Pier	1,720 15
	<hr/>
	\$ 22,928 70

Certified correct at twenty-two thousand nine hundred and twenty-eight $\frac{70}{100}$ dollars.

B. BALDERSTON,
Provincial Auditor.

STATEMENT of tolls and rents of the undermentioned piers in Prince Edward Island from the 1st July, 1873, to the 30th June, 1896, together with interest thereon at the rate of five per cent per annum.

Apple Tree Pier	\$ 129 33
Red Point do	203 68
McCannell's do	207 93
Haggarty's do	87 96
Hayden's do	14 95
Cranberry do	95 98
Gillis's do	55 79
Mount Stewart Pier	198 86
	<hr/>
	\$ 994 48

ARTHUR NEWBERY,
Assistant Provincial Treasurer.

Financial Claims of Prince Edward Island.

STATEMENT of tolls and rents of the undermentioned piers.

TOLLS AND RENTS.

APPLETREE PIER.

Receipts in 1873.....	\$	8 00
Interest to 31st December, 1874.....		0 40
		8 40
do do 1875.....	\$	0 42
Receipts in 1875.....		7 00
		7 42
		15 82
Interest to 31st December, 1876.....		0 79
		16 61
do do 1877.....		0 83
		17 44
do do 1878.....		0 87
		18 31
do do 1879.....	\$	0 91
Receipts do 1879.....		8 00
		9 91
		27 22
Interest to 31st December, 1880.....	\$	1 36
Receipts in 1880.....		8 00
		9 36
		36 58
Interest to 31st December, 1881.....	\$	1 82
Receipts in 1881.....		5 15
		6 97
		43 55
Interest to 31st December, 1882.....	\$	2 17
Receipts in 1882.....		6 00
		8 17
		51 72
Interest to 31st December, 1883.....		2 58
		54 30
do do 1884.....		2 71
		57 01
do do 1885.....		2 85
		59 86
do do 1886.....		2 99
		62 85
do do 1887.....		3 14
		65 99
do do 1888.....		3 30
		69 29
do do 1889.....		3 46
		72 75
do do 1890.....	\$	3 63
Receipts in 1890.....		7 84
		11 47
		84 22
Interest to 31st December, 1891.....	\$	4 21
Receipts in 1891.....		2 11
		6 32
		90 54
Interest to 31st December, 1892.....		4 52
		95 06

STATEMENT of tolls and rents of the undermentioned piers.—Continued.

TOLLS AND RENTS.

APPLETREE PIER—Concluded.

Interest to 31st December, 1893.....	\$	95 06	
		4 75	
			99 81
do do 1894.....	\$	4 99	
Receipts in 1894.....		13 00	
			17 99
			117 80
Interest to 31st December, 1895.....		5 89	
			123 69
Half year's interest to 30th June, 1896.....		3 09	
			126 78
Estimated accrued receipts for half year ended 30th June, 1896.....		2 55	
			129 33

RED POINT PIER.

Receipts in 1875.....	\$	15 00	
Interest to 31st December, 1876.....		0 75	
			15 75
do do 1877.....		0 78	
			16 53
do do 1878.....	\$	0 82	
Receipts in 1878.....		18 25	
			19 07
			35 60
Interest to 31st December, 1879.....	\$	1 78	
Receipts in 1879.....		21 25	
			23 03
			58 63
Interest to 31st December, 1880.....	\$	2 93	
Receipts in 1880.....		25 50	
			28 43
			87 06
Interest to 31st December, 1881.....		4 35	
			91 41
do do 1882.....		4 57	
			95 98
do do 1883.....		4 79	
			100 77
do do 1884.....		5 03	
			105 80
do do 1885.....		5 29	
			111 09
do do 1886.....		5 55	
			116 64
do do 1887.....		5 83	
			122 47
do do 1888.....		6 12	
			128 59
do do 1889.....		6 43	
			135 02

Financial Claims of Prince Edward Island.

STATEMENT of tolls and rents of the undermentioned piers.—*Continued.*

TOLLS AND RENTS.

RED POINT PIER.—*Concluded.*

	\$	135 02
Interest to 31st December, 1890.....		6 75
do do 1891.....		141 77
		7 08
do do 1892.....		148 85
		7 44
do do 1893.....		156 29
		7 81
do do 1894.....		164 10
		8 20
do do 1895.....	\$ 8 61	172 30
Receipts in 1895.....	10 00	18 61
		190 91
Half year's interest to 30th June, 1896.....		4 77
		195 68
Estimated accrued receipts for half year ended 30th June, 1896.....		8 00
		203 68

McCANNELL'S PIER.

Receipts in 1873.....	\$	7 00
Interest to 31st December, 1874.....	\$ 0 35	
Receipts in 1874.....	5 00	5 35
		12 35
Interest to 31st December, 1875.....	\$ 0 61	
Receipts in 1875.....	7 00	7 61
		19 96
Interest to 31st December, 1876.....	\$ 0 99	
Receipts in 1876.....	10 00	10 99
		30 95
Interest to 31st December, 1877.....	\$ 1 54	
Receipts in 1877.....	10 00	11 54
		42 49
Interest to 31st December, 1878.....	\$ 2 12	
Receipts in 1878.....	12 50	14 62
		57 11
Interest to 31st December, 1879.....	\$ 2 85	
Receipts in 1879.....	6 00	8 85
		65 96
Interest to 31st December, 1880.....	\$ 3 29	
Receipts in 1880.....	6 00	9 29
		75 25
Interest to 31st December, 1881.....		3 76
		79 01

STATEMENT of tolls and rents of the undermentioned piers.—*Continued.*

TOLLS AND RENTS.

McCANNELL'S PIER.—*Concluded.*

			\$ 79 01
Interest to 31st December, 1882.....			3 95
			<hr/> 82 96
do do 1883.....			4 14
			<hr/> 87 10
do do 1884.....			4 35
			<hr/> 91 45
do do 1885.....			4 57
			<hr/> 96 02
do do 1886.....			4 80
			<hr/> 100 82
do do 1887.....			5 04
			<hr/> 105 86
do do 1888.....			5 29
			<hr/> 111 15
do do 1889.....			5 55
			<hr/> 116 70
do do 1890.....			5 83
			<hr/> 122 53
do do 1891.....	\$ 6 12		
Receipts in 1891.....	10 29		
			<hr/> 16 41
			<hr/> 138 94
Interest to 31st December, 1892.....	\$ 6 94		
Receipts in 1892.....	7 00		
			<hr/> 13 94
			<hr/> 152 88
Interest to 31st December, 1893.....			7 64
			<hr/> 160 52
do do 1894.....	\$ 8 02		
Receipts in 1894.....	13 00		
			<hr/> 21 02
			<hr/> 181 54
Interest to 31st December, 1895.....	\$ 8 07		
Receipts in 1895.....	10 00		
			<hr/> 18 07
			<hr/> 199 61
One-half year's interest to 30th June, 1896.....			4 99
			<hr/> 204 60
Estimated accrued receipts for one-half year ended 30th June, 1896..			3 33
			<hr/> 207 93

HAGGARTY'S PIER.

Receipts in 1891.....		\$ 2 50
Interest to 31st December, 1882.....	\$ 0 12	
Receipts in 1882.....	10 00	
		<hr/> 10 12
		<hr/> 12 62
Interest to 31st December, 1883.....		0 63
		<hr/> 13 25
do do 1884.....		0 66
		<hr/> 13 91

Financial Claims of Prince Edward Island.

STATEMENT of tolls and rents of the undermentioned piers.—*Continued.*

TOLLS AND RENTS.

HAGGARTY'S PIER.—*Concluded.*

	\$	13 91	
Interest to 31st December, 1885.....		0 69	
		14 60	
do do 1886.....		0 73	
		15 33	
do do 1887.....		0 76	
		16 09	
do do 1888.....		0 80	
		16 89	
do do 1889.....		0 84	
		17 73	
do do 1890.....		0 88	
		18 61	
do do 1891.....		0 93	
		19 54	
do do 1892.....	\$ 0 97		
Receipts in 1892.....	13 50		
		14 47	
		34 01	
Interest in 1893.....		1 70	
		35 71	
do 1894.....	\$ 1 78		
Receipts in 1894.....	15 00		
		16 78	
		52 49	
Interest in 1895.....	\$ 2 62		
Receipts in 1895.....	19 00		
		21 62	
		74 11	
Half year's interest to 30th June, 1896.....		1 85	
		75 96	
Estimated accrued receipts for half year ended 30th June, 1896.....		12 00	
		87 96	

HAYDEN'S PIER.

Receipts in 1880.....	\$	1 66	
Interest to 31st December, 1881.....	\$ 0 08		
Receipts in 1881.....	2 53		
		2 61	
		4 27	
Interest to 31st December, 1882.....		0 21	
		4 48	
do do 1883.....		0 22	
		4 70	
do do 1884.....		0 23	
		4 93	
do do 1885.....		0 24	
		5 17	
do do 1886.....		0 25	
		5 42	

STATEMENT of tolls and rents of the undermentioned piers.—*Continued.*

TOLLS AND RENTS.

HAYDEN'S PIER.—*Concluded.*

Interest to 31st December, 1887.....			\$	5 42
				0 27
do do 1888.....				5 69
				0 28
do do 1889.....				5 97
				0 29
do do 1890.....				6 26
				0 31
do do 1891.....				6 57
				0 32
do do 1892.....	\$	0 34		6 89
Receipts in 1892.....		2 86		
				3 20
Interest to 31st December, 1893.....				10 09
				0 50
do do 1894.....				10 59
				0 52
do do 1895.....				11 11
				0 55
Half year's interest to 30th June, 1896.....				11 66
				0 29
Estimated accrued receipts for half year ended 30th June, 1896.....				11 95
				3 00
				14 95

CRANBERRY PIER.

Receipts in 1873.....			\$	6 00
Interest to 31st December, 1874.....	\$	0 30		
Receipts in 1874.....		6 00		
				6 30
Interest in 1875.....		0 61		12 30
Receipts in 1875.....		6 00		
				6 61
Interest to 31st December, 1876.....				18 91
				0 94
do do 1877.....				19 85
				0 99
do do 1878.....				20 84
				1 04
do do 1879.....		1 09		21 88
Receipts in 1879.....		8 50		
				9 59
Interest to 31st December, 1880.....				31 47
				1 57
do do 1881.....		1 65		33 04
Receipts in 1881.....		4 50		
				6 15
				39 19

Financial Claims of Prince Edward Island.

STATEMENT of tolls and rents of the undermentioned piers.—Continued.

TOLLS AND RENTS.

CRANBERRY PIER.—Concluded.

	\$	39 19	
Interest to 31st December, 1882.....		1 95	
do do 1883.....		41 14	
do do 1884.....		2 05	
do do 1885.....		43 19	
do do 1886.....		2 15	
do do 1887.....		45 34	
do do 1888.....		2 26	
do do 1889.....		47 60	
do do 1890.....		2 38	
do do 1891.....		49 98	
do do 1892.....		2 49	
Receipts in 1892.....	3 18	52 47	
	10 00	2 62	
		55 09	
		2 75	
		57 84	
		2 89	
		60 73	
		3 03	
		63 76	
		76 94	
Interest to 31st December, 1893.....	3 84		
Receipts in 1893.....	2 50	6 34	
		83 28	
Interest to 31st December, 1894.....		4 16	
do do 1895.....		87 44	
		4 37	
		91 81	
Half year's interest to 30th June, 1896.....		2 29	
		94 10	
Estimated accrued receipts for half year ended 30th June, 1896.....		1 88	
		\$ 95 98	

GILLIS'S PIER.

Receipts to 31st December, 1881.....		2 75	
interest do 1882.....		0 13	
		2 88	
Interest to 31st December, 1883.....		0 14	
do do 1884.....		3 02	
do do 1885.....		0 15	
		3 17	
		0 15	
		3 32	

STATEMENT of tolls and rents of the undermentioned piers.—*Concluded.*

TOLLS AND RENTS.

GILLIS'S PIER.—*Concluded.*

Interest to 31st December, 1886		\$	3 32
			0 16
do do 1887			3 48
			0 17
do do 1888			3 65
			0 18
do do 1889			3 83
			0 19
do do 1890			4 02
			0 20
do do 1891	\$	0 21	
Receipts in 1891		7 42	
			7 63
			11 85
Interest to 31st December, 1892		0 59	
Receipts in 1892		15 75	
			16 34
			28 19
Interest to 31st December, 1893		1 40	
Receipts in 1893		9 50	
			10 90
			39 09
Interest to 31st December, 1894			1 95
			41 04
Interest to 31st December, 1895		2 05	
Receipts in 1895		5 00	
			7 05
			48 09
Half year's interest to 30th June, 1896			1 20
			49 29
Estimated accrued receipts for half year ended 30th June, 1896			6 50
			\$ 55 79

MOUNT STEWART PIER.

The wharfinger at this pier having absconded, a statement of the tolls collected by him has not been made.

The tolls are therefore estimated.

Receipts in 1894 estimated at	\$	80 00
Interest to 31st December, 1895		4 00
		84 00
Receipts in 1895 estimated at		80 00
		164 00
Half year's interest to 30th June, 1896	\$	8 20
Estimated accrued tolls for half year ended 30th June, 1896		26 66
		34 86
		\$ 198 86

Financial Claims of Prince Edward Island.

COPY OF DEED OF CERTAIN PIERS FROM THE PROVINCIAL GOVERNMENT TO THE DOMINION GOVERNMENT FOR \$53,222.19.

DOMINION OF CANADA, }
Province of }
Prince Edward Island. }

VICTORIA, *by the Grace of God, of the United Kingdom of Great Britain and Ireland, Queen, Defender of the Faith, etc., etc., etc.*

[L.S.] To all to whom these presents shall come.

GREETING :

A. MACDONALD,
Lieutenant-Governor.

Whereas, at the time this Island entered into the union of the provinces forming the Dominion of Canada, the public harbours, and all piers, wharfs and breakwaters therein *inter alia* passed to and became the property of the Dominion of Canada under and by virtue of the provisions of the British North America Act, 1867. And, whereas, the piers, wharfs and breakwaters hereinafter referred to have since the time of said union either been erected, constructed or maintained by the government of Prince Edward Island; and, whereas, the said last named government has made a claim upon the government of Canada demanding a refund of the amount expended by them for such erection, construction or maintenance of the said wharves, piers and breakwaters; And, whereas, the said Government of Prince Edward Island has agreed to accept and the said Government of Canada has agreed to pay the sum of fifty three thousand two hundred and twenty-two dollars and nineteen cents in full of all demands against the said government of Canada for the erection, construction or maintenance of the said wharfs, piers and breakwaters only. And, whereas, it has been agreed that these presents shall be executed for the purpose of declaring what is hereinbefore recited, and for the purpose of more effectually, if need be, vesting in the government of Canada any and all estate or interest which we in our government of Prince Edward Island have in and to the said wharfs, piers and breakwaters.

Now Know Ye that in consideration of the sum of fifty three thousand two hundred and twenty-two dollars and nineteen cents of lawful money of Canada to us paid at or immediately before the execution of these presents by the government of Canada, the receipt whereof we do hereby acknowledge, have given, granted, alièned, released, conveyed and assured and by these presents do in so far as may be necessary to vest the same in Her Majesty in Her government of Canada, give, grant, alien, release, convey, and assure unto Sir Hector L. Langevin, of Ottawa, in the province of Ontario, Minister of Public Works, and his heirs, all those piers, wharfs and breakwaters mentioned and set forth in the schedule to the order of the Privy Council of Canada, dated the twenty-ninth day of February, one thousand eight hundred and eighty-four, and printed in the Journals of the legislative council of Prince Edward Island for the year One thousand eight hundred and eighty-four, Appendix No. six, page sixteen, and being as follows: Kier's Shore pier, No. 4; South Rustico pier, No. 64; Campbell's Cove breakwater, No. 11; Annandale Pier, No. 18; Lewis's Point pier, No. 21; North Cardigan pier, No. 22; Georgetown pier, No. 26; Lambert's pier, No. 29; St. Mary's Bay pier, No. 31; Mink River pier, No. 33; South River pier, No. 36; Pinette pier, No. 76; Belfast pier, No 42; Port Selkirk pier, No. 43; China Point Pier, No. 44; Vernor River

pier, No. 45; Pownal pier, No. 46; Hickey's pier, No. 55; Nine Mile Creek pier, No. 62; Victoria harbour (Crapaud), No. 64; Hurd's Point, No. 66; McGee's pier, 68 and 69; Higgins' Shore, No. 70; West Point pier, No. 71; Tignish, No. 82. To have and to hold the said wharfs, piers and breakwaters hereby granted, conveyed and assured unto the said Sir Hector L. Langevin and his heirs, to the use of Her Majesty Queen Victoria in her government of Canada, her successors and assigns for ever.

In testimony whereof, and by virtue of the power and authority to me given by letters patent under the great seal of Canada and of all other powers and authorities in me vested, I, the Honourable Andrew Archibald Macdonald, Lieutenant-Governor in and over the said province of Prince Edward Island, by and with the advice and consent of Her Majesty's executive council of this province have given and executed these presents under my hand and the great seal of the said province for and on behalf of Her Majesty, her heirs and successors, at Charlottetown, in the said province, this thirty-first day of December, in the year of Our Lord One thousand eight hundred and eighty-four, and in the forty-eighth year of Her Majesty's reign.

By command.

DONALD FERGUSON,
Provincial Secretary.

\$53,222.19.

Received from the government of Canada the sum of fifty-three thousand two hundred and twenty-two dollars and nineteen cents being the consideration within mentioned.

DONALD FERGUSON,
Provincial Treasurer.

I certify the above to be a correct copy.

ARTHUR NEWBERY,
Assistant Provincial Secretary.

DEPARTMENT OF THE SECRETARY OF STATE,
OTTAWA, 18th August, 1896.

His Honour the Lieutenant-Governor of Prince Edward Island,
Charlottetown, P.E.I.

SIR,—I have the honour to acknowledge the receipt of your despatch of the 13th instant, and of an approved minute of your executive council with regard to the claim of your province against the government of Canada for the construction and maintenance of piers, together with enclosures as therein mentioned.

I have the honour to be, sir, your obedient servant,

JOSEPH POPE,
Under-Secretary of State,

OTTAWA, 27th May, 1897.

To His Excellency the Governor General in Council.

The undersigned has the honour to submit to your Excellency herewith for your Excellency's favourable consideration a memorial which he has received from the Hon. Mr. Peters, the premier of Prince Edward Island, in which, referring to the claims of that province against the Dominion of Canada, he prays that these claims may be referred to a commission or arbitration for adjudication.

The undersigned submits the memorial in order that the proper action may be taken thereon.

Respectfully submitted,

L. H. DAVIES.

Financial Claims of Prince Edward Island.

ATTORNEY GENERAL,

PRINCE EDWARD ISLAND, 8th April, 1897.

Hon. L. H. DAVIES,
Minister Marine and Fisheries,
Ottawa.

DEAR SIR,—With reference to the several conversations that we had regarding the claims of Prince Edward Island against the Dominion government, I think it advisable that they should be put in the form of a memorandum, and also the proposition that I make with regard to them. Of course, this memorandum is not to be understood as in any way waiving any other claim we may be able to make out.

The first claim we submit is that this government should be paid a reasonable sum of money for the default made by the Dominion government in carrying out the terms of union with regard to giving us continuous steam communication between the Island and the mainland as provided by the terms of the British North America Act. We do not dispute that efforts have been made to comply with this condition, but we do contend that these efforts have failed to give complete satisfaction or anything like complete satisfaction. The terms of the contract were clear, definite and unconditional. It was not that continuous steam communication should be given, if possible, but an absolute promise that it should be given. This claim has been put forward heretofore without success. We do not now put it forward asking so much in consideration of the term being in any way waived or altered, but we simply ask a reasonable sum for the loss which the province has sustained by reason of this term remaining unfulfilled for over 20 years.

The next claim that we make, is that at the time we entered confederation the terms agreed upon were based upon the statement that a certain sum of money was to be spent on the Canadian Pacific Railway and a certain other sum on the Inter-colonial Railway, that these sums were in both instances largely exceeded, and that we, in this province, received little, if any, benefit from such excessive expenditure. Further, that a new policy was inaugurated by the late government, of subsidizing railways of local interest, and immense sums of money were spent in this direction, none of which in any way benefited this province, but to all of which we had really to subscribe our share. This claim was put forward by the Sullivan-Ferguson government about the year 1886. The principle of the claim was admitted by the Dominion government and a statute was passed in 51 Vic., chap. 8, authorizing the granting of an extra subsidy of \$20,000 a year on account of this claim. This sum was manifestly insufficient to put the Island upon the same basis as the rest of the Dominion even up to that time. You may see that that was your contention at the time the Bill was before the House. Since that time, the expenditure on the several heads mentioned has gone on increasing. We claim that the principle having been admitted, it is not fair to stop short of giving us complete compensation. And we further claim that if we were entitled to any amount in 1887, when it was granted to us, it follows, as a matter of course, that the further increased expenditures made entitle us to further compensation.

There are some smaller claims which we intend to prefer against the government. One I may mention: By the terms of confederation the Dominion Government undertook to pay all our debts and liabilities. There is one matter which I believe was laid before the Dominion government, but was not allowed. Before we entered into confederation, we undertook to pay to the widow of the late Edward Whelan the sum of \$300 a year. This claim was not allowed on the ground that there had never been a statute actually passed authorizing the payment of the pension. But you are well aware that when that was passed for the first time it was done on the clear understanding that it should be permanent, and although it may not be a debt in the words of the statute at the same time it is a liability moral and equitable and which we are just as much bound to pay as any other debt of the province.

There may be other claims, but these are the largest. The proposition that I make is as follows: Our claims are either just or unjust; they either ought to be paid or they ought to be refused. The fact that we are a small province should act as an incentive to induce the government to give us the utmost amount of fair play. We are willing to submit these claims to an independent commission consisting say of three men, one to be appointed by this province, one by the Dominion Government, and one in any other way that may be agreed on. These commissioners should have power to fully examine into all the claims, to take down the statements fully, to hear all the evidence that can be adduced either for or against the claims, and make their report to both governments. This report need not be considered as absolutely binding, but at the same time it would form a basis which would allow of a fair discussion as to the merits of our claims without any doubt as to the correctness of any fact alleged.

I make this proposition hoping that it will meet with the favourable consideration of Mr. Laurier and his colleagues. If it should turn out by the report of this commission that our claims are untenable it is just as well it should be known. I myself have great faith in the strength of our claims, but I am willing to leave them for settlement in the manner I suggest. I would even agree in order to have the amplest fair play, to appoint a man on behalf of the province not belonging to the province. In fact, I think it would be better that that should be done. This is the proposition which, as you remember, I suggested to you verbally at Ottawa, and I earnestly hope it will receive your careful consideration.

I am sincerely yours,

FRED PETERS,
Premier.

PARTIAL RETURN

(57t)

To an ADDRESS of THE SENATE dated the 9th April, 1897, for a statement showing, for each department of the Civil Service, the names, ages, offices and salaries of such persons employed either in the inside or outside divisions thereof; and of such persons not in the Civil Service employed by the government in any department since the 13th July, 1896, and in cases where no commission of investigation was appointed, as have been removed from office by dismissal, superannuation or otherwise, specifying in each case the manner of, and grounds for such removal, and the length of notice given to the persons removed, and the amount of superannuation or gratuity granted, if any; also showing the name, age, office and salary or remuneration of any and every person appointed to the Civil Service in the place of, or as a consequence of any such removal.

By order.

R. W. SCOTT,
Secretary of State.

DEPARTMENT OF TRADE AND COMMERCE,
OTTAWA, 15th April, 1897.

JOSEPH POPE, Esq.,
Under-Secretary of State,
Ottawa.

SIR,—In answer to the address of the Senate for information respecting persons who have been removed from this office by dismissal, superannuation, or otherwise, since July 13th, 1896, or who have been appointed to fill the vacancies thus created, I have the honour to state that in so far as the Department of Trade and Commerce is concerned, there have been no dismissals, superannuations, removals or appointments.

I have the honour to be, sir, your obedient servant,
WM. G. PARMELEE,
Deputy Minister.

DEPARTMENT OF MILITIA AND DEFENCE,
OTTAWA, 22nd April, 1897.

The Under-Secretary of State,
Ottawa.

SIR,—In reply to the address of the Senate dated the 9th instant, I have the honour to state that the only retirement in this department was that of Lieut. F. W. White, Assistant Architect, resigned 30th September, 1896; and the appointment of Mr. Paul Weatherbe as Architect, by Order in Council of the 22nd February, 1897.

I have the honour to be, sir, your obedient servant,
C. EUG. PANET, Colonel,
Deputy Minister of Militia and Defence.

OTTAWA, 22nd April, 1897.

Answer to address of the Senate respecting persons who have been removed from office by dismissal, superannuation, or otherwise, since the 13th July, 1896:—

Mr. W. Howard, a temporary clerk in the Department of Public Printing and Stationery, left on 1st October, 1896, of his own accord. Position not filled. This is the only case to report.

S. E. DAWSON,
Queen's Printer and Controller of Stationery.

AUDITOR GENERAL'S OFFICE CANADA,
OTTAWA, 15th April, 1897.

Mr. JOSEPH POPE,
Under-Secretary of State.

SIR,—I have the honour to acknowledge receipt of your reference No. 1, dated 13th instant, asking for information respecting persons who have been removed from office, by dismissal, superannuation or otherwise, since 13th July, 1896, as per address to the Senate dated 9th instant.

In reply I have to inform you that, so far as this office is concerned, no person has been removed either by dismissal, superannuation or otherwise since 13th July, 1896.

I have the honour to be, sir, your obedient servant,

J. L. McDOUGALL,
Auditor General.

DEPARTMENT OF FINANCE,
OTTAWA, 24th April, 1897.

The Under-Secretary of State,
Ottawa.

SIR,—Referring to the Address of the Senate of 9th instant asking for information respecting persons who have been removed from office by dismissal, superannuation, or otherwise, since 13th July, 1896, or who have been appointed to fill the positions thus vacated, I have the honour to state that so far as this department is concerned, three persons have been removed from office by dismissal since 13th July, 1896, namely, C. B. Deacon, Clerk in the office of the Assistant Receiver General, at Winnipeg, under authority of an Order in Council of 30th November, 1896; John Cameron, Agent of the Government Savings Bank at New Glasgow, Nova Scotia, and W. M. DeBlois, Agent of the Government Savings Bank at Annapolis, Nova Scotia, under authority of an Order in Council of 22nd February, 1897, the cause in each case being that the gentlemen in question took an active part in the recent general elections for the House of Commons.

In the case of Mr. Deacon the dismissal took effect from 1st January, 1897, and the Assistant Receiver General at Winnipeg was notified by letter dated 2nd December, 1896, that the dismissal was to take place, and he notified Mr. Deacon on the 7th of same month.

In the cases of Messrs. Cameron and DeBlois the dismissals took effect from 1st April, 1897, and these gentlemen were so notified by letters from the Finance Department, dated 25th February, 1897.

No superannuation allowance or gratuity was granted in either case, and no persons have been appointed to fill the positions thus vacated.

I have the honour to be, sir, your obedient servant,

J. M. COURTNEY,
Deputy Minister of Finance.

Dismissals from the Civil Service.

GEOLOGICAL SURVEY DEPARTMENT.

INFORMATION respecting Persons who have been removed from Office by Dismissal, Superannuation, or otherwise, since the 13th July, 1896, or who have been appointed to fill the Positions thus vacated.

Name.	Age.	Office.	Salary.	Grounds for Removal.	Vacancy Filled by	Date.	Salary.	Remarks.
N. I. Giroux.....	37	Geologist.....	\$ 1,300 00 Per day.	Died 30th November, 1896.....	R. W. Brock.....	May 1, 1897.	\$ 1,000 00	Permanent staff.
D. I. V. Eaton.....	27	Surveyor and explorer.	2 25	Resigned to accept an appointment in the Royal Canadian Infantry.....	Temporary staff.
E. G. Baldwin.....	31	Type-writer.....	1 50	Resigned.....	E. F. Goodman.....	Oct. 5, 1896.	450 00	do
L. L. Brophy.....	34	Assistant, Division Mining Statistics.	2 25	Left service to engage in outside business.	do

GEORGE M. DAWSON,
Deputy Head and Director.

OTTAWA, 15th April, 1897.

INDIAN DEPARTMENT.

INFORMATION respecting persons who have been removed from office by dismissal, superannuation, or otherwise, since the 13th July, 1896, or who have been appointed to fill the positions thereby vacated.

R. M. Fisher, M.D., medical attendant at Cape Croker, salary \$500 per annum; dismissed on a resolution of Indian Council of date 3rd August, 1896; agent notified 22nd September that department had decided to comply with request of Indians, to replace Dr. Fisher by Dr. J. H. Gimby, at same salary as was received by Dr. Fisher; ages not known of either of above doctors.

D. McMurphy, constable, Rainy River District; services dispensed with by department 13th August, 1896, as there were no funds to pay his salary, \$300 per annum; no successor appointed.

A. A. Mondou, Indian agent, Pierreville, P. Q., age 24 years; salary \$200 per annum; dismissed for political partisanship 13th October, 1896, by Order in Council; notified of same 26th October; succeeded by W. C. Boucher, age 49 years; at same salary.

L. E. Otis, Indian agent, Pointe Bleue, age 59 years; salary \$400 per annum; dismissed for active political partisanship by Order in Council of 13th October; notified 26th; succeeded by P. L. Marcotte, age 59 years; at same salary.

J. A. Langrill, M.D., physician to Six Nations Indians, age, 51 years, salary \$2,000 per annum; services dispensed with by Order in Council of 13th October, 1896, at request of Indians on account of removal to Hamilton; notified 17th October, 1896, paid salary to 31st October; succeeded by Dr. L. Secord at same salary, age 43 years.

A. G. Smith, clerk Indian office, Brantford, salary \$900 per annum; services dispensed with by Order in Council of 24th October, 1896, for offensively interfering during elections; notified 30th October; age, 47 years; succeeded by David S. Hill at same salary, age not known.

Josiah Hill, secretary of Six Nations, and inspector of works, salary \$600 per annum; dismissed by department for offensively interfering during elections; notified 24th October, 1896; no successor appointed. Hill is still acting.

William Reep, interpreter, Six Nations, salary \$500 per annum; dismissed by department 24th October, 1896, for offensively interfering during election; no successor appointed. He is still acting.

William C. Chisholm, Indian agent, Heatherton, N. S., dismissed by Order in Council of 7th November, for offensive partisanship; salary \$100 per annum; age, 40 years; replaced by John R. McDonald at same salary, age, 41 years.

John Yahndot, forest bailiff, Walpole Island, was by resolution of Indian Council of 27th November, 1896, for incompetency, deposed, and James Williams and Charles Altman appointed to act in his stead. The salary, as formerly, \$1.50 per day while on duty; change to take effect 1st January, 1897.

Mr. Jarvis, farming instructor, Brandon industrial school, was, by instruction sent to Indian Commissioner on 9th December, 1896, replaced by Mr. Lauson whose salary is same as predecessor, \$40 per month, age not known. Mr. Lauson, is a practical and competent farmer, and Mr. Jarvis possessed no qualifications for the work.

Dr. H. Howie, medical attendant, Whitefish Lake Indians, \$300 per annum, services dispensed with at request of Indians for neglect of duties 20th January, 1897. H. H. Mulligan appointed temporarily to succeed him at same salary; age not known.

P. E. Jones, Indian agent, Hagersville, age, 53 years; salary \$600 per annum, dismissed by Order in Council of 25th January, 1897, at request of Indians for neglect of duty; notified 13th February, 1897, succeeded by Hugh Stewart, age, 64 years; at same salary.

Dismissals from the Civil Service.

J. W. Jermyn, Indian agent, Cape Croker, age, 51 years; salary \$500 per annum; dismissed by Order in Council of 9th February, 1896, for disobeying instructions of department and for general unfitness for position; notified 13th February, 1897; succeeded by John Melvor, age, 45 years; same salary.

John Crowe, Indian agent, Saugeen Reserve; salary \$500; age, 59 years; dismissed by Order in Council of 9th February, 1897, on account of irregularities; notified 12th February; succeeded by John Scofield, age, 44 years; at same salary.

Geo. T. Orton, medical officer, Clandeboye agency, age, 60 years; salary \$800 per annum; dismissed by Order in Council of 12th February 1897; notified 18th February; succeeded by Dr. J. R. Steep at same salary.

William Bateman, Indian agent, Scugog, age, 61 years; salary \$100 per annum; was by Order in Council of 9th February, dismissed by department for active partisanship in elections; notified 13th February; succeeded by Albert Williams, age, 48 years; at same salary.

James Martin, Indian agent, Maniwaki, age, 52 years; dismissed by Order in Council of 9th March for irregularities in connection with land transactions; salary \$600 per annum; notified 12th February; succeeded by W. J. McCaffery, age, 45 years; at same salary.

John Carney, storekeeper, Indian agency Battleford, age, 65 years; salary \$720 per annum; dismissed by Order in Council of 11th March for intemperance: Commissioner notified 17th March; no successor appointed.

W. M. Birdsall, M.D., medical attendant on Indians of Fort Francis; salary \$100, with an allowance of \$150 for travelling expenses; left the locality; inspector of agencies notified 19th March. Robert Muir, M.D., appointed with same remuneration.

William McGirr, first-class clerk, age, 41 years; salary \$1,800; office abolished; granted superannuation allowance \$540 per annum; Order in Council dated 26th March; notified 1st April.

William Peart, age 31; temporary messenger; salary \$300 per annum; services dispensed with by Order in Council 29th March, 1897, to promote economy; no successor appointed.

William Simpson, Indian agent, Wiarton, age 74; paid commission of 5 per cent on collections on sales of land and timber; dismissed by Order in Council of 5th April, 1897, for irregularities in connection with transaction of duties of his office; notified 20th April, 1897; G. L. Chitty, of department, acting temporarily as agent.

Wentworth F. Wood, Indian agent, Kamloops, B.C., age, 43 years; salary \$1,200; dismissed by Order in Council of 5th April, 1897, for offensive partisanship; notified 31st April, 1897; succeeded by J. B. Leighton at same salary.

P. J. Williams, Indian agent, Battleford, age, 55 years; salary \$100; dismissed by Order in Council of the 9th April, 1897, for neglect of cattle of agency; succeeded by Charles M. Dunais at \$900 per annum; age not known.

Freeman McDormand, Indian agent, Digby and Yarmouth, N. S.; salary \$50 per annum; dismissed by Order in Council of 9th April, 1897, for political partisanship; notified 22nd April; succeeded by Rev. J. J. Sullivan at same salary.

Angus MacKay, Indian agent, Beren's River, Man., age, 60 years; salary \$1,000 per annum; dismissed for immorality by Order in Council of 22nd February, 1897; inspector notified 27th February; no successor appointed; J. A. Markle, Indian agent, Birtle, acting temporarily.

DEPARTMENT OF CUSTOMS.

RETURN to an Address of the Senate, dated 9th April, 1897, showing, for the Customs Department, names, offices, ages and salaries of such persons employed either in the inside or outside divisions thereof, and of such persons not in the Civil Service employed by the government in said department since the 13th July, 1896, and in cases where no commission of investigation was appointed, as have been removed from office by dismissal, superannuation or otherwise, specifying in each case the manner of, and grounds for such removal, and the length of notice given to the persons removed, and the amount of superannuation or gratuity granted, if any; also showing the name, age, office and salary or remuneration of any and every person appointed to the said department in the place of, or as a consequence of any such removal.

PERMANENT STAFF.

Jeremy Allen, preventive officer, Sutton, Que.; age, 73 years; salary, \$100 per annum; services dispensed with on 1st October, 1896, on account of inefficiency; notified 29th September, 1896; office filled by employment of Wm. Allen as an acting preventive officer, at a salary of \$100 per annum; age, years.

James E. Osborne, preventive officer, Milltown, N.B.; age, 36 years; salary, \$600 per annum; services dispensed with 1st October, 1896; no estimate; notified 24th October, 1896.

O. H. E. Webster, preventive officer, Coaticook, Que.; age, 37 years; salary, \$400 per annum; services dispensed with 1st October, 1896; no estimate for salary; notified 26th October, 1896.

Thos. E. Flynn, preventive officer, Charlottetown, P.E.I.; age, 53 years; salary, \$500 per annum; services dispensed with 1st October, 1896; no estimate for salary; notified 26th October, 1896.

Mr. Flynn was re-employed on extra staff 25th November, 1896, as acting tide waiter, at \$500 per annum.

D. F. McDonald, preventive officer, Charlottetown, P.E.I.; age, 44 years; salary, \$75 per annum; services dispensed with 1st October, 1896; no estimate for salary; notified 26th October, 1896.

James Ross, preventive officer, Charlottetown, P.E.I.; age, 68 years; salary, \$75 per annum; services dispensed with 1st October, 1896; no estimate for salary; notified 26th October, 1896.

David Dunn, sub-collector, Barrie, Ont.; age, 51 years; salary, \$600 per annum; services dispensed with 1st October, 1896; is now employed at Chatham, Ont.; notified 26th October, 1896.

Mr. Alexander Brownlee, age 44 years; was appointed sub-collector at Barrie, vice D. Dunn, at \$600 per annum on 14th November, 1896.

G. M. Elliott, collector, Napanee, Ont.; age, 44 years; salary, \$900 per annum; services dispensed with 23rd October, 1896; defaulted; notified 21st November, 1896.

Thomas Edwin Anderson was appointed collector vice Elliott, on 10th December, 1896; age, 41 years; salary, \$800 per annum.

R. Rayburn, collector, Deseronto, Ont.; age, 56 years; salary, \$700 per annum; services dispensed with 1st December, 1896, because he was engaged in other business which interfered with proper discharge of his official duties; notified 30th November, 1896.

Allanson S. Valleau, age, 48 years; was appointed collector vice Rayburn, 14th December, 1896; salary, \$700 per annum.

S. Aucoin, preventive officer, Cheticamp, N.S.; age, 55 years; salary, \$150 per annum; services dispensed with 1st January, 1897, on account of inefficiency and neglect of duty; notified 24th December, 1896.

Charles E. Aucoin, age, 29 years; appointed preventive officer vice S. Aucoin, 1st January, 1897; salary, \$150 per annum.

Dismissals from the Civil Service.

Montague Stephen, sub-collector, Orwell, P.E.I.; age, 38 years; salary, \$75 per annum; services dispensed with 1st December, 1896; office abolished; notified 1st December, 1896.

Walter Graves, sub-collector, Port Lorne, N.S.; age, 69 years; salary, \$150 per annum; services dispensed with 1st January, 1897; office abolished; notified 13th November, 1896.

D. J. Seymour, sub-collector, Hagersville, Ont., age, years; salary, \$350 per annum; retired on gratuity, \$58.33 on 1st January, 1897; office abolished; notified 17th November, 1897.

Henry Foster, sub-collector, Wellington Square, Ont.; age, 73 years; salary, \$400 per annum; services dispensed with 1st January, 1897; office abolished; notified 17th November, 1896. This officer died 2nd January, 1897.

H. K. Dunn, preventive officer, Huntingdon, B.C.; age, 50 years; salary, \$900 per annum; services dispensed with 10th December, 1896; incivility and offensive political partisanship; notified 10th December, 1896.

Thos. A. O'Leary, preventive officer, Salmon River, N.S.; age, 48 years; salary, \$60 per annum; services dispensed with 31st December, 1886, on account of absence from office; notified 23rd December, 1896.

Jas. A. Mitchell, tide waiter, Halifax, N.S.; age, 33 years; salary, \$550 per annum; services dispensed with 31st December, 1896, for active political partisanship; notified 24th December, 1896.

John N. Jenks, preventive officer, Coaticook, Que.; age, 46 years; salary, \$800 per annum; retired 1st January, 1897, on gratuity of \$200; services not required; notified 24th December, 1896.

W. A. Ostrom, clerk and landing waiter, Sarnia, Ont.; age, 43 years; salary, \$700 per annum; services dispensed with 8th January, 1897; intemperance; notified 11th January, 1897.

Jas. Morin, sub-collector, Beauce, Que.; age, 45 years; salary, \$300 per annum; services dispensed with 1st January, 1897, for active political partisanship; notified 12th January, 1897.

Eusèbe O. Lemieux, age 46 years; was appointed sub-collector at Beauce *vice* Morin, on 8th January, 1897, at \$300 per annum.

Walter Shears, appraiser, Victoria, B.C.; age, 44 years; salary, \$1,800 per annum; services dispensed with December, 1896, for intemperance; notified 16th January, 1897. Office filled by the employment of acting appraiser Wm. Marchand, at salary of \$1,400 per annum; age, 42 years.

Henry Hall, preventive officer, Port Dover, Ont.; age, 34 years; salary, \$600 per annum; services dispensed with 8th January, 1897, for active political partisanship; notified 19th January, 1897. Office filled by the appointment of Nathaniel Porter; age, 36 years; salary, \$600 per annum on 1st February, 1897.

Charles Kearney, preventive officer at Florenceville, N.B.; age, 60 years; salary, \$200 per annum; superannuated at \$60 per annum, 1st February, 1897; office abolished; notified 19th January, 1897.

William Allard, landing waiter at Carleton, Que.; age, 59 years; salary, \$400; superannuated 1st February, 1897, at \$176 per annum; office abolished; notified 19th January, 1897.

W. H. McLean, landing waiter at Milford, Ont.; age, 54 years; salary, \$250 per annum; superannuated 1st February, 1897, at \$160 per annum; office abolished; notified 19th January, 1897.

John Prinyer, preventive officer at Prinyer, Ont.; age, 77 years; salary, \$200 per annum; superannuated 1st February, 1897, at \$120 per annum; office abolished; notified 19th January, 1897.

George J. Chadd, preventive officer at Weller's Bay, Ont.; age, 59 years; salary, \$400; superannuated at \$88 per annum on 1st February, 1897; office abolished; notified 19th January, 1897.

S. P. Niles, preventive officer at Wellington, Ont.; age, 72 years; salary, \$200 per annum; retired on a gratuity of \$84 on the 1st February, 1897; office abolished notified 19th January, 1897.

John Shannon, preventive officer at Black River Bridge, Ont.; age, 57 years; salary, \$200; retired on a gratuity of \$163.89; office abolished; notified on 19th January, 1897.

Patrick O'Toole, sub-collector at Louisbourg, N.S.; age, 58 years; salary, \$150 per annum; services dispensed with on 19th January, 1897, for political partisanship in bye-elections; notified 22nd January, 1897.

Samuel Plant, preventive officer at North Sydney, C.B.; age, 68 years; salary, \$100 per annum; services dispensed with on 19th January, 1897, for active political partisanship; notified on 22nd January, 1897. Office filled by the employment of acting preventive officer Joseph Day, at \$150 per annum on 13th May, 1897.

Donald Campbell, sub-collector at Great Brass d'Or, N.S.; age, 64 years; salary, \$160 per annum; dismissed on 9th February, 1897, for active political partisanship; notified on 19th February, 1897. Office filled by the employment of George Livingstone as acting sub-collector on 19th February, 1897, at \$160 per annum.

William Cameron, sub-collector at Guysboro', N.S.; age, 44 years; salary, \$400 per annum; dismissed on the 9th February, 1897, for active political partisanship; notified on 25th February, 1897. Office filled by appointment of Wm. Godfrey Scott; age, 64 years; at a salary of \$400 per annum from 9th February, 1897.

W. C. Henley, preventive officer at Spry Bay, N.S.; age, 43 years; salary, \$60 per annum; dismissed on 1st March, 1897, for active political partisanship; notified on 5th March, 1897. Office filled by the employment of acting officer James Walsh on 5th March, 1897.

F. B. McCormick, sub-collector at Southport, Ont.; age, 57 years; salary, \$500 per annum; services dispensed with for active political partisanship; notified on 3rd April, 1897. Office filled by the appointment of J. H. C. Atkinson; age, 42 years; at a salary of \$500 per annum, on 1st April, 1897.

James McCurdy, sub-collector at Clifton, N.S.; age, 63 years; salary, \$200 per annum; superannuated on 1st May, 1897; office abolished 5th April, 1897; notified 1st May, 1897.

M. Harper, appraiser at Pictou, N.S.; age, 67 years; salary, \$700 per annum; superannuated on 1st April, 1897. Duty performed by Officer J. A. Russell, whose salary was increased \$100. Harper notified on 3rd April, 1897.

A. D. Danis, sub-collector at Valleyfield, Que.; age, 58 years; salary, \$500 per annum; dismissed on 1st April, 1897, for active political partisanship; notified on 17th April, 1897. Office filled by employment of acting sub-collector S. A. Brodeur, at \$500, on 13th April, 1897.

Arthur Fiset, sub-collector at St. Jérôme, Que.; age, 42 years; salary, \$360 per annum; dismissed on 1st April, 1897, for active political partisanship; notified on 1st April, 1897. Office filled by appointment of F. X. St. Michel, age, 46 years, at \$300 per annum from 13th April, 1897.

Brenton St. C. Jones, preventive officer at Weymouth, N.S.; age, 29 years; salary, \$400; dismissed on 9th April, 1897, for active political partisanship; notified on 17th April, 1897. Office filled by the employment of Forbes Jones, as acting preventive officer, at \$400 per annum, on 17th April, 1897.

REMOVALS ON EXTRA STAFF.

Arthur Guay, acting preventive officer at Ottawa; salary, \$45 per month; services dispensed with 14th September, 1896, for incompetency; notified 14th September, 1896. Office filled by employment of P. A. Berubé on 14th September, 1896, at a salary of \$45 per month.

Hugh Boyd, acting preventive officer, Antigonish, N.S.; salary, \$50 per annum; services dispensed with 15th October, 1896, on account of there being no estimate; notified 1st October, 1896.

Donald Morrison, acting appraiser at Newcastle, N.B.; salary, \$500 per annum; services dispensed with 15th October, 1896; no estimate for salary; notified 1st October, 1896.

Dismissals from the Civil Service.

Allan McBeath, acting appraiser, St. John, N.B.; salary, \$56 per month; services dispensed with 15th October, 1896; no estimate for salary; notified 1st October, 1896.

Alex. Price, acting preventive officer at Brockville, Ont.; salary, \$50 per month; services dispensed with 15th October, 1896; no estimate for salary; notified 1st October, 1896.

Miss Mary S. V. Shepherd, female searcher at Brockville, Ont.; salary, \$30 per month; services dispensed with 15th October, 1896; no estimate; notified 1st October, 1896.

Peter Robert, acting preventive officer, Chatham, Ont.; salary, \$50 per month; services dispensed with 15th October, 1896; no estimate; notified 1st October, 1896.

George House, acting preventive officer, Fort Erie, Ont.; salary, \$33.33 per month; services dispensed with 15th October, 1896; no estimate; notified 1st October, 1896.

Jas. Jones, acting preventive officer at Fort Erie, Ont.; salary, \$50 per month; services dispensed with 15th October, 1896; no estimate; notified 1st October, 1896.

R. N. Flett, acting preventive officer at Winnipeg, Man.; salary, \$2 per day; services dispensed with 15th October, 1896; no estimate; notified 1st October, 1896.

George Mitchell, acting preventive officer at Winnipeg, Man.; salary, \$2 per day; services dispensed with 15th October, 1896; no estimate; notified 1st October, 1896.

J. H. Rathoon, acting preventive officer, Fort Erie, Ont.; salary \$50 per month; services dispensed with 15th October, 1896; no estimate for salary; notified 1st October, 1896.

R. Delano Pew, acting preventive officer, Niagara Falls, Ont.; salary \$50 per month; services dispensed with 15th October, 1896; no estimate for salary; notified 1st October, 1896.

James G. Nunn, acting landing waiter, St. Thomas, Ont.; salary \$25 per month; services dispensed with 31st October, 1896; no estimate for salary; notified 23rd October, 1896.

W. J. Findlay, acting preventive officer, Windsor, Ont.; salary \$50 per month; services dispensed with 31st October, 1896; office unnecessary; notified 30th October, 1896.

Albert Little, acting clerk, Wallaceburg, Ont.; salary \$20 per month; services dispensed with 30th November, 1896, upon appointment of new collector; notified 24th November, 1896.

Geo. E. Boulter, acting preventive officer at Northport, Ont.; salary \$100 per annum; services dispensed with 1st January, 1897; office unnecessary; notified 25th November, 1896.

George J. Waddell, acting preventive officer, Consecon, Ont.; salary \$100 per annum; services dispensed with 1st January, 1897; office unnecessary; notified 25th November, 1896.

John V. Cooper, acting preventive officer, Westport, Ont.; salary \$100 per annum; services dispensed with 1st January, 1897; office unnecessary; notified 25th November, 1896.

James Berney, cheese inspector at Montreal, Que.; salary \$900 per annum; services dispensed with 30th November, 1896, on the grounds of active political partisanship. Duties of this office assumed by officer W. H. Richardson of the Montreal staff; notified 30th November, 1896.

R. A. Abbey, acting sub-collector, Port Robinson, Ont.; salary \$500 per annum; services dispensed with 31st December, 1896; office abolished; notified 14th December, 1896.

W. D. Logan, engineer on str. "Argus" at Halifax, N.S.; salary \$55 per month; services dispensed with for active political partizanship 23rd December, 1896; notified 23rd December, 1896. Office filled by employment of Wm. Case as engineer, at \$55 per month.

George Byron, acting preventive officer, Colchester, Ont.; salary \$50 per annum; services dispensed with 14th January, 1897, for active political partisanship; notified 14th January, 1897.

B. Andrews, acting preventive officer, Coaticook, Que.; salary \$200 per annum; services dispensed with 26th February, 1897; office unnecessary; notified 26th February, 1897.

Wm. McArthur, acting preventive officer, Fenelon Falls, Ont.; salary \$100 per annum; services dispensed with 28th February, 1897, for active political partisanship; notified 26th February, 1897; office filled by employment of William Thomas Junkin at \$100 per annum from 1st March, 1897.

Samuel Graham, acting preventive officer, North Dock, Pelee Island; salary \$50 per annum; services dispensed with 28th February, 1897; staff reorganized; notified 24th February, 1897.

John S. Kinnee, acting preventive officer on special staff, Toronto, Ont.; salary \$50; services dispensed with 6th March, 1897; not required; notified 6th March, 1897.

P. Potvin, acting preventive officer, Byng Inlet; salary \$300 per annum; services dispensed with 12th March, 1897; dereliction of duty; notified 12th March, 1897.

Dennis Smith, acting preventive officer, East Chezzetcook, N.S.; salary \$60 per annum; services dispensed with 16th March, 1897, for active political partisanship; notified 16th March, 1897.

Thos. E. Earl, acting landing waiter, Berlin, Ont.; salary \$50 per month; services dispensed with 30th March, 1897; did not possess requisite qualifications; notified 30th March, 1897.

John Rankin, acting collector of customs, Bowmanville, Ont.; salary \$54 per month; services dispensed with 8th April, 1897. This officer was on superannuated staff and the salary paid him as acting collector was the difference between superannuation allowance and former salary as collector; he is now returned to the retired list. Office filled by appointment of James Beith as collector, at \$1,000 per annum.

Jas. McKay, acting preventive officer, Tiverton, N.S.; salary \$60 per annum; services dispensed with 7th April, 1897, for active political partisanship; notified 7th April, 1897.

Jas. K. Tobin, acting tide waiter, Digby, N.S.; salary \$1.50 per day; services dispensed with 7th April, 1897, for active political partisanship; notified 7th April, 1897.

Robert Little, acting preventive officer, West Dock, Pelee Island, Ont.; salary \$50 per annum; services dispensed with 7th April, 1897. Reorganization of staff; notified 7th April, 1897.

Dismissals from the Civil Service.

PUBLIC WORKS DEPARTMENT.

NON-PERMANENT STAFF.

Name.	Age.	Office.	Salary.	Removed on	Date of Notification.	Grounds for Removal.
			\$ cts.			
Edouard Aubé	47	Correspondent.	2 00	p.d. July 31, '96	July 28, '96.	Reduction of staff.
J. B. H. Benard		Copyist	1 00	do do 31, '96	do 28, '96.	do
H. J. Friel		do	3 00	do do 31, '96	do 28, '96.	do
H. A. McMillan		do	40 00	p.m. do 31, '96	do 28, '96.	do
Chas. Leduc		Paymaster, Ottawa River Works.....	100 00	do do 31, '96	do 28, '96.	do
J. Delaney		Copyist	1 50	p.d. Aug. 31, '96	Aug. 19, '96.	do
H. Girard		do	1 50	do do 31, '96	do 19, '96.	do
Godfroi Marsan		do	1 50	do do 31, '96	do 19, '96.	do
H. D. Lyons		do	1 75	do do 31, '96	do 20, '96.	do
John V. Woolsey		do	2 50	do do 31, '96	do 20, '96.	do
Joseph Aubé		Draughtsman	3 00	do do 31, '96	do 17, '96.	do
H. F. Perley		Engineer	215 00	p.m. do 31, '96	do 17, '96.	do
J. U. Bray		Clerk	1 50	p.d. do 31, '96	do 19, '96.	do
E. A. Mara		Copyist	95 00	p.m. do 31, '96	do 19, '96.	do
T. P. Morin		do	55 00	do do 31, '96	do 19, '96.	do
Edgar Pelletier		do	45 00	do do 31, '96	do 19, '96.	do
C. Laframboise		Storekeeper	2 25	p.d. Oct. 31, '96	Oct. 29, '96.	do
J. D. Gareau		Shop. Acct.	2 75	do Dec. 31, '96	Dec. 29, '96.	do
J. E. Desjardins		Mail clerk	2 00	do Apr. 30, '97	Mar. 29, '97.	do
Maurice Panet		Copyist	2 00	do do 30, '97	do 29, '97.	do
J. P. Prud'homme		do	1 75	do do 30, '96	do 29, '97.	do
F. X. Lavigueur		Messenger	1 50	do do 30, '96	do 29, '97.	do
D. Ladouceur		do	41 66	p.m. do 30, '96	do 29, '97.	do
J. S. King		Clerk	60 00	do do 30, '96	do 29, '97.	do
J. B. L. Benard		Copyist	2 00	p.d. do 30, '96	do 29, '97.	do

DEPARTMENT OF PUBLIC WORKS.

OUTSIDE SERVICE.

Names.	Office.	Where Employed.	Salary.	Removed on	Date of Notification.	Replaced by
<i>Nova Scotia.</i>						
George Robson	Caretaker.	Pictou Custom House.	\$ 400 per annum.	Dec. 31, 1896.	Dec. 23, 1896.	Jas. Arbutckie.
W. Bishop	Clerk of Works.	Halifax Drill Hall	90 per month.	do 12, 1896.	Nov. 20, 1896.	D. Hately.
<i>Prince Edward Island.</i>						
D. F. Macdonald	Watchman	Charlottetown Dominion Building.	400 per annum.	Oct. 31, 1896.	Oct. 22, 1896.	Angus McKenzie.
<i>New Brunswick.</i>						
Thos. Asbill	Caretaker.	Sussex Post Office	400 do	Jan. 15, 1897	Jan. 12, 1897.	S. Dryden.
Wm. Kennedy	do	Woodstock Post Office	400 do	April 30, 1897.	April 27, 1897.	Chas. Trafton.
H. W. Bourne	Attending clock.	do	48 do	do 30, 1897.	do 27, 1897.	H. V. Dalling.
<i>Quebec.</i>						
A. Daudelin	Fireman	Montreal Examining Warehouse.	540 do	April 15, 1897.	April 17, 1897.	B. Lajeunesse.
A. Filiatrault.	Caretaker.	do Post Office	540 do	Oct. 31, 1896.	Oct. 15, 1896.	D. P. Kennedy.
James Mathews	Engineer.	Quebec Examining Warehouse	900 do	Feb. 3, 1897.	Feb. 1, 1897.	Philippe Béland.
A. P. Lépine.	Superintendent	do Dominion Buildings.	1,100 do	Aug. 31, 1896.	Aug. 5, 1896.	
Geo. McLeod.	Messenger	Three Rivers Custom House.	300 do	Sept. 30, 1896.	Sept. 1, 1896.	A. Beaudry.
M. Grignon	Caretaker.	St. Jérôme Post Office	400 do	Oct. 31, 1896.	Nov. 2, 1896.	
Elzéar Dagneault	Clerk of Works.	St. Vincent de Paul Penitentiary	1,000 do	June 30, 1897.	May 6, 1897.	
John Bourgeois	Draughtsman	St. Maurice Works	720 do	Aug. 6, 1897.	do 6, 1897.	
H. Lamontagne.	Foreman	Lévis Grayling Dock	1,000 do	July 31, 1896.	Aug. 15, 1896.	Chas. Parent.
Paul Raymond	Clerk of Works.	Rimouski Post Office	600 do	July 20, 1896.	July 20, 1896.	J. L. Wright.
A. E. Piette	Attending clock.	Sorel do	50 do	Jan. 11, 1897.	Jan. 12, 1896.	
<i>Ontario.</i>						
John Lovegrove.	Caretaker.	Anherstburg do	400 do	May 4, 1897.	May 7, 1897.	Richard Elliott.
B. V. Stafford	Clerk of Works.	Arnprior do	900 do	Oct. 15, 1896.	Oct. 7, 1896.	J. W. Tierney.
Gilbert Campbell	Caretaker.	Clifton do	400 do	Jan. 15, 1897.	Jan. 8, 1897.	W. J. Shephard.
Thomas Murphy	do	Cornwall do	400 do	Mar. 31, 1897.	Mar. 26, 1897.	Robert Courvoisier.

Dismissals from the Civil Service.

A. F. Milliken.....	Attending clock.....	do	75	do	April 27, 1897.	April 29, 1897.	L. E. Bailey.
James Wilson.....	Dockmaster.....	do	1,400	do	Mar. 31, 1897.	Mar. 31, 1897.	F. S. Rees.
S. Baskerville.....	Caretaker.....	Orillia Post Office.....	350	do	April 30, 1897.	May 3, 1897.	Thos. Goffatt.
Augustin Gagnon.....	Foreman.....	Ottawa City Roads, &c.....	900	do	Dec. 31, 1896.	Dec. 29, 1896.	Cyprien Leblano.
George McGookin.....	Asst. caretaker.....	Prescott Post Office.....	100	do	Feb. 1, 1897.	Jan. 28, 1897.	Lewis Reno.
Wm. Bryson.....	Caretaker.....	St. Catharines Post Office.....	400	do	do	Feb. 27, 1897.	
F. Parker.....	Engineer.....	Windsor do.....	600	do	April 31, 1897.	April 22, 1897.	
<i>Manitoba.</i>							
Jos. Tassé.....	Clerk of Works.....	Winnipeg do.....	1,200	do	Mar. 31, 1897.	Mar. 11, 1897.	
<i>North-west Territories.</i>							
A. G. Hamilton.....	Caretaker.....	Moosemin Court House.....	540	do	April 29, 1897.	April 29, 1897.	J. C. Japp.
J. R. Lambert.....	Fireman.....	Regina Public Buildings.....	600	do	Aug. 31, 1896.	Aug. 21, 1896.	L. Rankin.
S. A. Clark.....	Clerk of Works.....	do do.....	1,200	do	Dec. 31, 1896.	Dec. 7, 1896.	Wm. Henderson.
<i>Generally.</i>							
J. A. Tremblay.....	Engineer.....	Surveyors, &c., Quebec.....	4 per day.	do	Aug. 12, 1896.	Aug. 12, 1896.	

PUBLIC WORKS DEPARTMENT.

STATEMENT showing the Names and Ages of officers in the Inside Service who were removed from office by dismissal or superannuation from 13th July, 1896, as called for per Order of the Senate dated 9th April, 1897.

PERMANENT STAFF.

Names.	Age.	Office.	Salary.	Removed on	Date of Notification.	Amount of Superannuation Allowance.	Amount of Retiring Gratuity.	Grounds for Removal.	Replaced by
Jules Edouard Verault (superannuated)	48	Copyist	\$ 1,000	1897. April 1	1897. Mar. 18	\$ 150	\$ cts.	To promote efficiency	William Charles DeBrisay,
Joseph Ernest Marion	31	do	550	May 1	April 1	114 56	114 56	Reduction of staff	transferred from Privy
Maxime Belliveau	28	do	350	do 1	do	52 07	52 07	do	Council at \$1,000.
Olivier Durocher	30	do	550	do 1	do	171 83	171 83	do	
Isidore Champagne	29	Messenger	360	do 1	do	95 00	95 00	do	

Dismissals from the Civil Service.

DEPARTMENT INLAND REVENUE.

STATEMENT in answer to a return of the Honourable the Senate calling for the names, ages, offices, and salaries of persons employed, either in the inside or outside divisions of the Civil Service, who, since the 13th July, 1896, have been removed from office by dismissal, superannuation, or otherwise, specifying in each case the manner of and grounds for such removal and the length of notice given to the persons removed and the amount of superannuation or gratuity granted (if any); also, showing the name, age, office, and salary or remuneration of any and every person appointed to the Civil Service in the place of, or as a consequence of any such removal.

DISMISSED FOR PARTISANSHIP.

Maxime Dube, temporary preventive officer, without salary, Montmagny; age, unknown; dismissed by departmental letter on charge brought by member of the House of Commons from his own personal knowledge; removed on 26th August, 1896, upon a day's notice.

J. B. Ryan, inspector of weights and measures, Halifax, N.S.; age, 60 years; salary, \$1,000 per annum; dismissed by Order in Council upon charge brought by Member of the House of Commons from his own personal knowledge, and removed on 1st December, 1896, after 5 weeks' notice.

E. Kelly, assistant inspector of weights and measures, and also food inspector, Halifax, N. S.; age, 53 years; salary as assistant inspector weights and measures, \$600, and as food inspector, \$300 per annum; dismissed by Orders in Council, upon charge brought by Member of the House of Commons, from his own personal knowledge, and removed on 1st December, 1896, after a notice of 5 weeks as assistant inspector weights and measures, and as food inspector on 1st January, 1897, after 20 days' notice.

John Leyden, temporary preventive officer, Tracadie, N.S., age, unknown; salary \$200 per annum; dismissed by departmental letter upon charge brought by Member of the House of Commons, from his own personal knowledge, and removed on 11th December, 1896, after 4 days' notice.

A. Fiset, deputy collector of inland revenue Terrebonne, P.Q.; age, 42 years; salary, \$200 per annum; dismissed by Order in Council after due notification of charges and inquiry; removed on 1st October, 1896; notified 7th October, 1896.

J. Cosgrove, assistant inspector of weights and measures, Ottawa district; age, 60 years; salary, \$700 per annum; dismissed by Order in Council after due notification of charges and inquiry, and removed on 11th November, 1896, after 2 days' notice.

J. U. Richard, assistant inspector weights and measures, Montreal district; age, 45 years; salary \$700 per annum; dismissed by Order in Council after due notification of charges and inquiry; removed 1st March, 1897, after 12 days' notice.

M. J. Harty, deputy collector, class "B", Arnprior, Ont.; age, 40 years; salary \$400 per annum; dismissed by Order in Council after due notification of charges and inquiry; 4 days' notice given; removed, 27th March, 1897.

Thomas Todd, assistant inspector weights and measures, Toronto; age, 65 years; salary \$600 per annum; dismissed by Order in Council after due notification of charges and inquiry; notice given; removed.

U. H. McKimm, deputy collector of inland revenue, Pembroke, Ont.; age, 51 years; salary \$800; dismissed after due notification of charges and inquiry; dismissed by Order in Council after notice of six days and removed 1st June, 1897.

W. K. Leighton, deputy collector of inland revenue and assistant inspector of weights and measures at Nanaimo, B. C.; age, 43 years; salary as deputy collector \$300, and as assistant inspector weights and measures \$350 per annum; dismissed from both offices by Order in Council after due notification of charges and inquiry; notice given 2nd June, 1897; removed 1st June, 1897.

CUSTOMS OFFICERS COLLECTING EXCISE DUTIES ON COMMISSION.

A. D. Danis, customs officer, acting for Inland Revenue Department at Valleyfield; age, 58 years; salary, commission on collections; reasons for removal—because by departmental regulations he ceased to be entitled to commission when his services were dispensed with by Customs Department; 10 days' notice; removed 1st May, 1897.

R. Rayburn, customs officer, acting for Inland Revenue Department at Deseronto, Ont.; age, 56 years; salary, commission on collections; reasons of removal similar to those of Danis; 17 days' notice; removed, 8th May, 1897.

G. M. Elliott, customs officer, acting for Inland Revenue Department, and inspector of gas at Napanee, Ont.; salary, commission on excise collections, and \$100 per annum as inspector of gas; resigned, 1st December, 1896, age 44 years.

OWING TO EXHAUSTION OF VOTE FOR CONTINGENCIES

A. F. Belliveau, temporary preventive officer, St. John, N. B. division; age, unknown; salary \$150 per annum; 26 days' notice; removed 1st April, 1897, by letter. Not replaced.

John Cochrane, temporary Inland Revenue officer, St. John, N. B.; age, 60 years; salary, \$150 per annum; 26 days' notice; removed by letter, 1st April, 1897; not replaced.

G. W. Gridlestone, temporary exciseman, Winnipeg, Manitoba; age, unknown; salary, \$500 per annum; removed by letter after 26 days' notice, 1st April, 1897; not replaced.

A. A. L. Desaulniers, temporary exciseman, Montreal division; age, unknown; salary, \$500 per annum; 25 days' notice; removed by letter 1st April, 1897; not replaced.

M. Doheny, temporary exciseman, Montreal division; age unknown; salary, \$500 per annum; 25 days' notice; removed 1st April by letter; not replaced.

Fred. S. Spain, temporary preventive officer, Victoria, B. C. division; age unknown; salary, \$100 per annum; 25 days' notice; removed 1st April by letter; not replaced.

Hugh Macdonald, temporary preventive officer, Pictou, N. S.; age unknown; salary, \$200 per annum; 25 days' notice; removed 1st April by letter; not replaced.

J. B. Bishop, temporary exciseman, Hamilton, Ont.; age unknown; salary, \$500 per annum; 26 days' notice; removed 1st April by letter; not replaced.

RETIREMENTS BY SUPERANNUATION.

A. F. McPherson, accountant, Inland Revenue Department, Hamilton, Ont.; age, 57 years; salary, \$1,400 per annum; retired on account of ill-health; not replaced; Order in Council awarding him annual allowance of \$700 from 1st February, 1897; 12 days' notice; replaced by promotion; no new appointment.

L. A. Perkins, deputy collector, Sherbrooke division; age, 72 years; salary, \$440 per annum; retired on account of age by Order in Council with superannuation allowance of \$255.25 a year, 1st February, 1897; 11 days' notice; not replaced.

James Reddin, inspector of weights and measures, Charlottetown, P. E. I.; age, 74 years; salary, \$1,200; retired by Order in Council on ground of age with an annual superannuation allowance of \$432, 15th May, 1897; 33 days' notice.

R. A. Lawlor, collector of inland revenue and inspector of gas at Chatham, N. B., also inspector of gas for Moncton, N. B.; combined salary, \$1,500; retired on an annual allowance of \$420 from 1st May, 1897, after 19 days' notice, on grounds of efficiency and economy by Order in Council; not replaced; age, 44 years.

W. B. Scovil, inspector of weights and measures, Sussex, N. B.; age, 72 years; salary, \$800; retired by Order in Council, 1st May, 1897, on grounds of efficiency and economy with a superannuation allowance of \$288; 27 days' notice; not replaced.

Dismissals from the Civil Service.

James Egan, inspector of weights and measures, London, Ont.; age, 66 years; salary, \$1,200; retired by Order in Council, 1st May, 1897, with an annual allowance of \$432, upon grounds of efficiency and economy; 27 days' notice; no new appointment.

A. Code, inspector of weights and measures, Ottawa; age, 67 years; salary, \$1,300 per annum; retired 1st May, 1897, by Order in Council on annual allowance of \$468; 27 days' notice; not replaced by new appointment; cause—efficiency and economy.

G. J. Bolster, inspector of weights and measures, Orillia, Ont.; age, 61 years; salary, \$1,000; retired 1st May, 1897, on annual allowance of \$360 by Order in Council; 27 days' notice; not replaced; cause—efficiency and economy.

R. T. Huggard, inspector of weights and measures, Winnipeg, and inspector of gas, same centre; age, 62 years; salary, \$1,400 per annum; retired upon grounds of efficiency by Order in Council giving him annual superannuation allowance of \$560, 1st May, 1897; 27 days' notice; no new appointment.

A. Hudon, exciseman, Montreal; age, 54 years; salary, \$1,000 per annum; retired on grounds of ill-health by Order in Council on annual allowance of \$400, 1st May, 1897; notice; not replaced.

R. Nettle, first class clerk, inside service, Department of Inland Revenue; Ottawa; age, 81 years; salary, \$1,650 per annum; retired on account of age by Order in Council from 1st February, 1897, with annual allowance of \$1,140.41; replaced by promotion in department.

RETIREMENT WITH GRATUITY.

C. J. Redden, 3rd class exciseman, Toronto; age, 29 years; salary, \$750 per annum; retired by Order in Council on account of ill-health, 1st December, 1896, after 14 days' notice; gratuity awarded, \$546.88; not replaced.

OTHER RETIREMENTS.

C. Mongeon, assistant inspector of weights and measures, Three Rivers division; age, 48 years; salary, \$500; retired by Order in Council on grounds of economy and not replaced, 1st April, 1897; notice; not replaced.

John Looby, assistant inspector of weights and measures, Manitoba division; age, 48 years; salary, \$500; retired by Order in Council on grounds of economy and not replaced, 1st April, 1897; notice, 5th April, 1897; not replaced.

H. E. Ross, deputy collector of inland revenue and assistant inspector of weights and measures, Prince Albert, N. W. T.; age, 41 years; salary, \$700; retired on grounds of economy by Order in Council, 1st April, 1897.

DEATHS.

B. H. Unger, temporary exciseman, Guelph, Ont.; age unknown; salary, \$400 per annum; 1st September, 1896; not replaced.

L. E. Tremaine, inspector of weights and measures, Sydney, C.B.; age, 66 years; salary, \$800 per annum; 1st November, 1896; not replaced.

L. Theriault, assistant inspector of weights and measures, Edmundston, N.B.; age, 62 years; salary, \$600 per annum; 1st January, 1897; not replaced.

M. Gorman, assistant inspector weights and measures, Ottawa division; age, 71 years; salary, \$700 per annum; 1st January, 1897.

J. P. McCarthy, 2nd class clerk, inside service, Inland Revenue Department, Ottawa; age, 35 years; salary, \$1,400; 1st March, 1897.

A. M. Williamson, collector of customs, acting for Inland Revenue Department, Kincardine, Ont.; age, 60 years; salary, commission on his collections; 26th April, 1897.

G. T. Dorion, assistant inspector weights and measures, Montreal; age, 51 years; salary, \$800; 1st May, 1897; not replaced.

MISCELLANEOUS.

P. Devine, deputy collector of Inland Revenue, Renfrew, Ont.; age, 39 years; salary, \$400; resigned.

John Giblin, temporary exciseman, Montreal; age unknown; salary, \$600 per annum; dismissed for absence without leave; 29th August, 1896.

P. E. Bourassa, inspector of weights and measures, Quebec; age, 43 years; salary, \$1,200; dismissed for irregularities in his accounts upon 4 days' notice; 1st November, 1896.

P. E. Reicheldt, assistant inspector of weights and measures, Hamilton district; age unknown; salary, \$500; resigned, 6th October, 1896.

James Clarke, temporary preventive officer, Brockville, Ont.; age unknown; salary, \$1,000 per annum; services dispensed with on grounds of economy after 40 days' notice, 30th November, 1896; not replaced.

J. Huntley, temporary preventive officer, Toronto; age unknown; salary, \$600 per annum; services dispensed with on economic grounds after 10 days' notice, 1st November, 1896; not replaced.

A. G. Plunkett, temporary exciseman, Guelph, Ont.; age unknown; salary, \$600 per annum; services dispensed with on economic grounds after 25 days' notice, 1st December, 1896; not replaced.

C. Astley, temporary exciseman, Owen Sound, Ont., age unknown; salary \$500 per annum; dismissed for irregularities, 14 days' notice; 1st March, 1897; no new appointment.

Thos. Westwick, temporary messenger, Inland Revenue Office, Ottawa district; age unknown; salary \$273; services dispensed with on grounds of economy; 25 days' notice; 1 April, 1897; not replaced.

APPOINTMENTS.

Henry Jarvis, temporary assistant inspector of weights and measures, St. Catharines, Ont.; age not given; salary \$500; appointed vice P. E. Reicheldt; resigned, 6th October, 1896.

Michael Hughes, temporary exciseman, Montreal; age not given; salary \$500; appointed in place of John Giblin; dismissed for absence without leave, 29th August, 1896.

G. N. Guay, inspector of weights and measures, Quebec; age, 41 years; salary, \$1,000; appointed in place of P. E. Bourassa, dismissed for irregularities in his accounts, 1st November, 1896.

A. Frame, Inspector of weights and measures, Halifax, N.S.; age, 64 years; salary, \$1,000; appointed in place of J. B. Ryan, dismissed for partisanship, 1st December, 1896.

D. Chisholm, temporary preventive officer, Tracadie, N.S.; age, not given; salary, \$200 per annum; appointed vice John Leyden, dismissed for partisanship, 11th December, 1896.

F. X. St. Michel, deputy collector, class "B," St. Jerome, P.Q.; age, 46 years; salary, \$200; appointed in place of A. Fiset, dismissed for partisanship, 1st October, 1896.

Thos. E. Anderson, temporary acting collector of inland revenue, Napawee, Ont.; age, not given; salary, commission on excise collections; appointed in place of G. M. Elliott, resigned 1st December, 1896.

Richard J. Waugh, assistant inspector of weights and measures, and food inspector, Halifax, N.S.; age, 28 years; salary, as assistant inspector weights and measures, \$600, and as inspector of food, \$300; appointed in place of E. Kelly, dismissed for partisanship, 1st December, 1896.

V. Dessert, temporary probationary inspector of weights and measures, Montreal; age, not given; salary, \$600 per annum; appointed in place of J. U. Richard, dismissed for partisanship, 1st March, 1897.

Dismissals from the Civil Service.

M. J. McPherson, acting collector of inland revenue (temporary); age, not given; salary, commission on excise collections; appointed in place of A. M. Williamson, deceased, 26th April, 1897.

William E. Rowan, deputy collector, class "B," Arnprior, Ont.; age, 34 years; salary, \$400 per annum; appointed in place of M. J. Harty, dismissed for partisanship, 27th March, 1897.

John Winsor, assistant inspector of weights and measures, Ottawa District; age, 45 years; salary, \$500 per annum; appointed in place of J. Cosgrove, dismissed for partisanship, 11th November, 1896.

Edward Davy, inspector of weights and measures, Charlottetown, P.E.I.; age, not given; salary, \$900 per annum; appointed in place of J. Reddin, superannuated 15th May, 1897.

Jos. A. W. LeBel, second class clerk, Dept. of Inland Revenue, Ottawa; age, 30 years; salary, \$1,100 per annum; appointed in place of late John P. McCarthy, deceased, 1st March, 1897.

C. A. Brodeur, acting collector of inland revenue (temporary), Valleyfield, P.Q.; age, not given; salary, commission on excise collections; appointed in place of A. D. Danis, whose services were dispensed with on his ceasing to act as customs officer, 1st May, 1897.

A. S. Vallean, acting collector of inland revenue (temporary), Desoronto, Ont.; age, not given; salary, commission on excise collections; appointed in place of R. Ruyburn, whose services were dispensed with on his ceasing to act as a customs officer, 8th December, 1896.

A. Clement, second class clerk, Dept. of Inland Revenue, Ottawa; age, 28 years; salary, \$1,100; appointed in place of J. A. Doyon, promoted, *vice* R. Nettle, superannuated, 1st February, 1897.

H. E. Ross, temporary inland revenue officer, Prince Albert, Sask.; age, not given; salary, \$500. Re-employed temporarily.

John Breen, assistant inspector of weights and measures, Ottawa district; age, 56 years; salary, \$500 per annum; appointed in place of M. Gorman, deceased, 1st January, 1897.

H. E. Ross, temporary inland revenue officer, Prince Albert, Sask.; age, 41 years; salary, \$500 per annum; re-employed.

DEPARTMENT OF MARINE AND FISHERIES.

OTTAWA, 18th May, 1897.

RETURN to an Address of the Honourable the Senate, dated 9th April, 1897, for statement giving information respecting persons who have been removed from office by dismissal, superannuation or otherwise, since the 13th July, 1896, or who have been appointed to fill the positions thus vacated in so far as the Department of Marine and Fisheries is concerned.

By Command.

F. GOURDEAU,
Deputy Minister of Marine and Fisheries.

MARINE DEPARTMENT.

In Case where no Investigation was appointed List of Persons removed from or appointed to Office in the Inside or Outside Service, since the 13th July, 1896.

Date of Removal.	Date of Appointment.	Name.	Age.	Office.	Salary or Remuneration.	Manner of Removal.	Super-annuation or Allowance.	Grounds of Removal.
Dec. 10, '96	Alexander Thompson	61	Harbour master, Port of Malpeque, P.E.I.	\$200 of fees and dues.	Dismissed.	Performance of duties in a very unsatisfactory manner.
do	Dec. 10, '96	John N. Sanders	56	do	\$200 do	do	It was deemed advisable in the public interest that the positions of wharfinger and harbour master be combined.
do	Dec. 10, '96	Josiah Ellis	do	25 per cent of fees and tolls.	do	Offensive partisanship during late Dominion election.
do	Dec. 12, '96	George L. Pelletier	Harbour master for Port of Matane, Que.	\$200 of fees collected.	do	Neglect of duty and being absent without leave.
Jan. 8, '97	L. J. Levasseur	46	do	do	do	Strong and offensive political partisanship at late Dominion election.
do	Jan. 8, '97	Sidney Roscoe	Wharfinger, Hall's Harbour, King's Co., N.S.	25 per cent of fees and dues.	do	On account of injuries which unfitted him for the discharge of his duties.
do	Jan. 8, '97	T. A. Neville	do	do	do	Active and offensive partisanship at late Dominion election.
do	Jan. 8, '97	Murray Thaine	do	do	do	
do	Jan. 14, '97	Capt. Malcolm McLeod	57	Harbour master at Port of Vancouver and port warden for Vancouver and Burrard Inlet, B.C.	\$400 per an. of fees collected, and fees as per Act.	do	
do	Jan. 14, '97	Telesphore Turbide	48	Light-keeper at Bird Rocks, Magdalen Islands.	\$1,300 per an. out of which he has to pay two assistants.	Superannuated.	\$180 per an.	
do	Jan. 14, '97	Peter Bourque	do	do	Dismissed	
do	A. Groulx	43	Light-keeper at Isle Perrot, Que.	\$100 per annum.	Dismissed	
do	Jan. 25, '97	Honoré Robillard	68	do	\$100 do	do	

Dismissals from the Civil Service.

Feb. 1, '97	Joseph Brodeur	Light-keeper, Lower Range Lights, Isle Ste. Therese.	do	do	do	Left the locality and placed the lights in charge of his brother who did not give the proper attention to the duties required.
do	36	do	\$130	do	do	
do 1, '97	Samuel E. Oldfield	Light-keeper at Point au Haril, Georgian Bay.	\$300	do	do	Having been engaged in illegal fishing and conniving at illegal fishing by his sons, he being a fishery officer.
do 1, '97	44-48	do	\$300	do	do	
do 1, '97	Joseph Dorion	Light-keeper at North Rustico, P. E. I.	\$100	do	do	Did not give proper attention to his light, and by his negligence contributed to a shipping disaster.
do 8, '97	73	do	\$100	do	do	
do 1, '97	Joseph N. Pino	Light-keeper at East Point, P. E. I.	\$600	do	do	Retirement in the public interest on grounds of old age and infirmity at his own request.
do 8, '97	A. R. Beaton	Keeper of light and fog whistle, East Point, P. E. I.	\$500	do	do	
Feb 23, '97	Lauchlin McDonald	Port warden and harbour master, Port of Nanaimo, B. C.	Fees of office	do	do	Dismissed
Jan. 19, '97	Edward Quennell	do	do	do	do	Offensive political partisanship.
Jan. 19, '97	Harry Cooper	Port warden, Port of Nanaimo, B. C.	do	do	do	
Feb. 25, '97	do	Harbour master, Port of Nanaimo, B. C.	\$500 of the fees.	do	do	
Feb. 18, '96	Francois Galipeau	Light-keeper, Pointe aux Trembles, Que.	\$130 per annum.	do	do	Farming out the light.
Feb. 18, '97	Hector Dubreuil	do	\$130	do	do	
Mar. 2, '97	Treffle Delisle	Keeper of Red Island light-ship, Lower St. Lawrence.	\$500	do	do	Absenting himself at different times from the lightship and addicted to the use of intoxicating liquor.
Mar. 1, '97	John Irvine	do	\$500	do	do	
Mar. 1, '97	Jeremiah Donovan	Light-keeper, South Bay, Ingonish, N. S.	\$140 per annum.	do	do	Subletting the light in contravention of the rules of the service.
do 2, '97	Mathew Hawley	do	do	do	do	
do 2, '97	W. Charles Henly	Receiver of wreck, District of Spry Bay, N. S.	Fees.	do	do	Political partisanship.
do 6, '97	James E. Conrad	do	do	do	do	
do 6, '97	Alexander McCuish	Port warden for the port of Louisburg, N. S.	do	do	do	Neglect of duty and failure to answer letters addressed to him by the department.
do 20, '97	A. Pinsonneault	Harbour master in the port of St. Johns, P. Q.	\$500 of the fees.	do	do	On account of ill-health, for a long time not being able to discharge the duties of the office.
do 20, '97	G. H. Farrar	do	\$500	do	do	
do 25, '97	W. H. McLeod	Port warden for port of Richibucto, N. B.	Fees.	do	do	Offensive partisanship.
do 25, '97	James Jardine	do	do	do	do	

MARINE DEPARTMENT.

In Case where no Investigation was appointed, List of Persons removed from or appointed to Office in the Inside or Outside Service since the 13th July, 1896—*Concluded.*

Date of Removal.	Date of Appointment.	Name.	Age.	Office.	Salary or Remuneration.	Manner of Removal.	Super-annuation or Allowance.	Grounds of Removal.
Feb. 23, '97	Geo. B. Pickett.....	38	Light-keeper, Oak Point, King's Co., N.S.	\$90 per annum.	Dismissed.	Active political partisanship.
	Feb. 23, '97	Leharon Lacy.....	do	\$80	do	
July 28, '96	Noonan & Davis.....	Sub-agents, Pictou, N.S.	\$450	do	do partisans.
	July 28, '96	R. W. Oliver.....	do	\$450	do	
Aug. 19, '96	Donald McLean.....	Keeper of life boat, Pictou Island, N.S.	\$75	do	Nearly 70 years old and political partisan.
	Aug. 19, '96	Alexander Currie.....	do	\$75	do	
Feb. 27, '97	Joseph R. Macdonald.....	Sub-agent, Georgetown, P. E. I.	\$100	do	None given.
	Feb. 27, '97	Malcolm McDonald.....	do	\$100	do	
Dec. 22, '96	William Baskin.....	Light-keeper, Baskin's Wharf, Lake Deschênes.	\$130	do	Repeated neglect of his duties.
	Dec. 22, '96	Silas Sullivan.....	do	\$130	do	
Oct. 25, '96	William Hayes.....	63	Light-keeper at Port George, N.S.	\$100	do	Twenty-three years over the age provided by the regulations when appointed.
	Oct. 25, '96	James P. Foster.....	Temporary lightkeeper at Port George, N.S.	\$100	do	
do 16, '96	Cornelius Morrison.....	Light-keeper, range light, Darnley, P. E. I.	\$80	do	Living too far from light.
	Oct. 16, '96	Geo. W. J. Wiggins.....	do	\$80	do	
Sept. 14, '96	Samuel Coulter.....	40	Light-keeper, Fox Island Lake, Simcoe, Ont.	\$250 per annum.	Dismissed.	Violating lighthouse regulations by subletting the keeping of the light.
	Sept. 14, '96	John Prosser.....	60	do	\$250	do	

Dismissals from the Civil Service.

do	21, '96	Henry Hawbolt.....	62	Light-keeper, Beaver Point, N.S.	\$150	do	do	Neglecting duty, allowing light to burn out and applying government property to his own use.
do	26, '96	Sept. 29, '96 John Cameron Charles Langlois.....	43	do do Light-keeper and wharfinger at St. Jean, Island Orleans, Que.	\$150 \$300 per annum and 25 p. c. of wharf tolls.	do	do	Not obeying orders and failing to account for money collected by him as wharfinger.
		Sept. 26, '96 Louis Lechance.....		do	\$300 per annum and 25 p. c. of tolls.			
Aug. 25, '96		Lemuel Sims.....	57	Harbour master, New London, P.E.I.	\$200 per annum of fees collected	do		
Oct. 7, '96		Aug. 25, '96 Captain William Bell John R. Thompson.....	60 41	do do Light-keeper, Manitoulin Island at Cape Robert.	do \$350 per annum.			Neglect of duty.
do	13, '96	Oct. 7, '96 Norman Matheson A. M. McRae.....	39 60	do do Wharfinger at Pownal Wharf, P.E.I.	\$350 25 p. c. of tolls and dues.	Dismissed		
		Oct. 13, '96 Michael Haley.....	46	do	do			

FISHERIES DEPARTMENT.

In Case where no Investigation was appointed, List of Persons removed from or appointed to office in the Inside or Outside Service since 13th July, 1896.

Date of Removal.	Date of Appointment.	Name.	Age.	Office.	Salary or Remuneration.	Manner of Removal.	Super-annuation or Allowance.	Grounds of Removal.
Feb. 9, '97		P. C. Burke		Overseer Lakes Trout, William, Black and St. Joseph, and inland waters of Megantic County.	\$75 per annum.	Dismissed		Nearly 80 years of age and does not perform his duties satisfactorily.
Nov. 6, '96	Feb. 9, '97	David Lemay Joseph Lemieux		do Overseer River St. Lawrence from Mount Louis to Cap Rosier.	\$75 do \$100 do	do		Active partisan in general elections, 1896.
do	Nov. 6, '96	L. Letourneau		Overseer River St. Lawrence from Duchesney township line to Fame Point, Co. of Gaspé.	\$100 do	do		
do	16, '96	John L. Smith		Overseer portion Baie des Chaleurs from Dufinie to Paspebiac.		do		Large number of fishermen could only speak French and Mr. Smith could not.
do	6, '96	George Forrest. George T. Annette		do Overseer, portion of the Co. of Gaspé from Cape Rosier to Dartmouth, York, St. John and Malbaie Rivers.	\$100 do \$200 do	do		Offensive partisanship during election 1896.
do	6, '96	Godfrey Boulet Henry Jones		do Overseer, portion of the Co. of Gaspé from corner of Beach to Point Maquereau, including Bonaventure Island, Little and Grand Pabos and Grand Rivers.	\$150 do \$150 do	do		do
Oct. 22, '96	Nov. 6, '96	John Keays. Horace Green.		do Overseer, western shore of Memphremagog, in County Brome, extending to middle of said lake.	\$150 do \$125 do	do		Taking active partisan part in general elections of 1896.
	Nov. 16, '96	Hugel Ball.		do	\$125 do	do		

Dismissals from the Civil Service.

Nov. 6, '96	Pierre Theriault	Overseer, sea shore, Co. of \$50 Gaspé, from Fame Point, not including Cap Kosier.	do	do	Offensive partisanship during election of 1896.
do	Nov. 6, '96 Prosperé Belanger Gideon Magman	do do Overseer, St. Lawrence front- ing on Counties of L'As- sompion and Vercheres, also inland waters of said counties.	do do	do	Being an ineffective and unsatisfac- tory officer.
do	Nov. 27, '96 Chas. Robitaille Walter C. Ross	do do Overseer, water of Baie des Point-Maquereau.	do do	do	Taking an active part in the general elections of 1896.
Oct. 22, '96	Nov. 19, '96 F. X. Chapados M. D. Clairoux	do do Overseer, Co. of Ottawa and portion of Ottawa River fronting counties Prescott and Russell.	do do	do	Taking active partisan part in general elections of 1896.
Nov. 16, '96	Nov. 11, '96 Désithe Chenier John T. Dagneau	do do Overseer, Baie des Chaleurs from Maquasha Point to Grand Caspédia River, in- cluding the estuary thereof in Co. of Bonaventure.	do do	do	do
do	Nov. 19, '96 James Green Alphonse Sasseville	do do Overseer, River St. Lawrence fronting on the parishes of Cape Chatte, Tourville, Christie and Duchesney in Co. Gaspé, together with in- land waters of said parishes, and Ste. Anne des Monts and Cap Chatte.	do do	do	Offensive partisanship during general elections of 1896.
Jan. 25, '97	Nov. 6, '96 Didace Bouchard Samuel H. Courtney	do do Brome Lake, Co. of Brome	do do	do	Is an inefficient officer.
Oct. 22, '96	Jan. 25, '97 Sidney Sturtevant Orra Bishop	do do Overseer, north branch of Sydenham River, Ont.	do do	do	In order to promote economy in the service.
Nov. 27, '96	Nov. 27, '96 Chas. W. Evans	do do Overseer, Grand River, be- tween Caledonia and Brant- ford, Ont.	do do	do	To promote efficiency in the service, he not being an efficient or useful officer.
do	Nov. 27, '96 John Farrell David W. Edgar	do do Overseer, Lower Beverly Lake and tributaries to Marton and Lindhurst and Griffin Lake, Ont.	do do	do	Ceased to reside in the district.
do	Nov. 27, '96 A. J. Flood Henry Lindley	do do Overseer, Lake Erie fronting on the Co. of Kent, includ- ing the inland waters there of.	do do	do	Admitted being an active political partisan.

FISHERIES DEPARTMENT—Continued.

IN CASE where no Investigation was appointed, List of Persons removed from or appointed to office, &c.—Continued.

Date of Removal.	Date of Appointment.	Name.	Age.	Office.	Salary or Remuneration.	Manner of Removal.	Super-annuation or Allowance.	Grounds of Removal.
	Nov. 27, '96	J. K. Laird.		Overseer, Lake Erie fronting on the Co. of Kent, including the inland waters there-of.	\$125 per annum.	Dismissed.		
Feb. 22, '97		Everett Wigle		Overseer, Lake Erie fronting on the Co. of Essex, Ont.	\$100 do	do		Incompetency and neglect of duty.
Oct. 22, '96	Feb. 22, '97	Peter Lamarche. Chas. H. McCrae.		do do Overseer, certain portions of waters of Lake Erie, Ont.	\$100 do \$100 do	do		Failing to account for money received by him for the government, also has left the district.
do	Dec. 24, '96	A. Couper. Chas. W. Chadwick.		do do Overseer, Lake of the Woods and other inland water of the district of Rainy River, Ont.	\$100 do \$600 do	do		In the interest of the public service and for want of efficiency.
Nov. 16, '96	Oct. 22, '96	M. Kyle. John Watson		do do Overseer of the inland waters of the comities of Durham and Ontario, Ont.	\$700 do \$150 do	do		Left his district and went to reside in New York without authority of department.
Feb. 1, '97		S. E. Oldfield.		Overseer, Georgian Bay, extending from Alexandria Inlet to McCoy Islands, including the inland waters connecting with Shawanaga Bay, Ont.	No pay.	do		Having been engaged in illicit fishing.
Nov. 16, '96		J. A. Veige		Overseer, River Restigouche and tributaries in Kestigouche, Victoria, Rimouski and Bonaventure, also the Baie des Chaleurs.	\$300 per annum.	do		Took an active partisan part in the election of 1896.
Feb. 9, '97	Nov. 19, '96	Charles Brown. J. F. Picatin		do do St. Francis River from its mouth to Richmond.	\$300 do \$150 do	do		For inefficiency on report of the commissioner of fisheries.
Jan. 14, '97	Feb. 9, '97	L. N. Picher. John Kelly		do do Overseer, part of St. Lawrence River fronting on Co. Beau-	\$150 do \$175 do	do		Took an active partisan part in the general elections.

Dismissals from the Civil Service.

Nov. 16, '96	J. D. McMillan	harnois and electoral district of Chateaugay to the C. P. R. bridge, also part of the River Chateaugay to the Co. line of Huntingdon.	\$50	do	Dismissed	Report of officers department that he was an unsatisfactory official.
Feb. 1, '97	Arthur Matte	Overseer, part of St. Lawrence known as Lake St. Francis fronting on Co. of Huntingdon, together with inland waters of county.	\$100 per annum.	do	do	Report of officers department that he was an unsatisfactory official.
Nov. 16, '96	Cha. A. Stayner	Overseer, St. Lawrence, fronting on electoral district, Chateaugay, eastward from the C. P. R. bridge and on electoral district of Laprairie and Naperville.	\$700	do	* do	Office abolished.
Oct. 22, '96	Wm. Cameron	Fishery officer, province of Nova Scotia, New Brunswick, Prince Edward Island and Quebec, with special reference to lobster fishing.	\$150	do	do	Active and offensive partisanship.
do	Joseph Davis	Overseer, Co. of Guysboro	\$150	do	do	Services no longer required.
do	Henry Shatford	do	do	do	do	do
do	Jas. Croucher	do	do	do	do	do
do	Jas. E. Shatford	do	do	do	do	do
Nov. 10, '96	John Snide	do	do	do	do	In the interest of economy in the public service.
do	Joseph Deveaux	Overseer, Co. Hants, Shubenacadie River.	\$75 per annum.	do	do	For having induced people to engage in illegal fishing.
Dec. 24, '96	Wm. Aucoin	Overseer, No. 6 portion of sea coast from Big Pond lobster factory northward, including Cheticamp, Eastern Harbour, Little River, Pleasant Bay and Poulet Cove.	\$100	do	do	
Dec. 24, '96	Jos. K. Rogers	Overseer, Co. of Yarmouth	\$50	do	do	Taking active partisan part in the general elections of 1896.
Nov. 16, '96	A. M. Hatfield	do	\$50	do	do	Office abolished.
Nov. 16, '96	Kinnear T. Wilbur	Overseer, Germantown Lake and Sheepody River.	\$40	do	Office ab'ld	
Aug. 18, '96	Michael McCormack	Overseer, Prince Edward Island.	\$200	do	Dismissed	With a view to increase the efficiency of the public service.
do	Patrick McBride	Overseer, Prince Co., P. E. I.	\$125	do	do	do
do	John Davison	do	\$125	do	do	do
Nov. 11, '96	Morrison Sutherland	Overseer, Province Manitoba	\$600	do	do	Office not necessary.

*To take effect 15th February, 1897.

MARINE DEPARTMENT.

In Case where no Investigation was appointed, List of Persons removed from or appointed to Office, &c.

Date of Removal.	Date of Appointment.	Name.	Age.	Office.	Salary or Remuneration.	Manner of Removal.	Super-annuation or allowances.	Grounds of Removal.
Oct. 7, '96		J. R. Rogers		Shipping master, Yarmouth, N.S.	Fees.....	Dismissed		Active and offensive political partisan.
do 22, '96	Nov. 11, '96	Norman L. Trefry John Smith	46	do Wharfinger, Hickey's pier, P.E.I.	do 25 per cent of tolls.	do		Active political partisan.
do 22, '96	Oct. 22, '96	Mark Webster Telephore Gendreau	46	do Harbour master and wharfinger, St. Thomas, Montmagny, P.Q.	do \$200 of fees collected, 25 per cent of toll and dues.	do		Conduct rendered him unfit to hold office.
do 27, '96	do 22, '96	Louis Dionne Thomas A. Baudin	22 63	do Light-keeper, Grand River, Gaspé, P.Q.	do \$150 per annum and \$30 for fog alarm.	do		Active and offensive partisan.
do 22, '96	do 27, '96	William Bisson Thomas D. Bond	53 37	do Light-keeper, Plateau Rock, Gaspé Co., P. Q.	do \$400 per annum.	do		do
do 14, '96	do 22, '96	George St. Croix David Lewis	53 33	do Wharfinger of wharf at Lewis Point, P.E.I.	do 25 per cent of tolls and dues.	do		do
do 22, '96	do 14, '96	John G. Scrimigeour Nectaire Arsenault	54 59	do Light-keeper at Etang du Nord, Magdalen Island.	do \$350 per annum.	do		Active and offensive partisan.
do 22, '96	do 22, '96	Edward Chiasson Frances X. Smith	30	do Light-keeper at Cape Gaspé, P.Q.	do \$350 do	do		Active partisan, canvassing and speaking publicly.
do 22, '96	do 22, '96	Francois Le Huguet Damasse Brisette	42	do Wharfinger, government wharf, Longueuil, P.Q.	do 25 per cent of toll and dues.	do		Active and offensive partisan,
Nov. 11, '96	do 22, '96	Charles Poirier John Thomas Munn	58 33	do Light-keeper at Cape Bear, P.E.I.	do \$300 per annum.	do		Farming out keeping of the light in violation of regulations of service.
	Nov. 11, '96	William Harris	48	do	do \$300 do	do		

Dismissals from the Civil Service.

do	11, '96	Hilaire Boucher.	30	Light-keeper at Point, Ottawa River.	do	do	do	In the public interest as he lived too far from the light.
do	11, '96	do 18, '96 John Campbell. Honore Grenier.	33	Wharfinger, government wharf, Beauport, P.Q.	do	do	do	Collecting wharfage and using money for his own purposes.
do	16, '96	do 11, '96 David Giroux. John Carberry	45	Wharfinger, government wharf, Grand River, P.Q.	do	do	do	Active and offensive partisan.
do	27, '96	do 16, '96 George Beaudin. John Rae.	39 61	Light-keeper at Point Clark, Bruce Co., Ont.	do	do	do	Owing to drinking habits did not give proper attention to the care of the light.
do	27, '96	do Jan. 8, '97 Murdock McDonald. W. Alonzo Chesley.	39	Inspector of cattle pen fittings at St. John, N.B.	do	do	do	Economy, as it was found that the agent of Marine and Fisheries could do the work without any increased pay.

DEPARTMENT OF JUSTICE.

RETURN to an Address of the Senate, dated 9th April, 1897, regarding Dismissals, Superannuations and Appointments since 13th July, 1896.

Names.	Ages.	Officers.	Salaries per Annum.	How Removed.	Grounds for Removal.	Length of Notice given.	Gratuity given.	Names of Persons appointed.	Ages.	Offices.	Salaries per Annum.
			\$ cts.				\$ cts.				\$ cts.
F. Perchard, sen	47	Temporary Messenger	400 00	Dismissal.	None stated	1 month	None.	F. J. R. Stringet.	19	Temporary Messenger	300 00
F. Perchard, jun	17	do	210 00	do	do	do	do	G. R. Cleland.	42	do	300 00
<i>Penitentiaries.</i>											
Kingston— L. Cameron		Guard	500 00	do	Being asleep on duty	None	do				
St. Vincent de Paul— J. Leonard		do	500 00	do	Bringing liquor into prison.	do	do				
R. Clapperton	47	do	460 00	do	Intemperance.	do	do				
H. Boyer	61	do	500 00	Resigned	Age and infirmity	do	471 21	H. Sigouin	24	Guard	400 00
Dorchester— F. F. Melanson	52	Teamster	500 00	do	Resignation	do	None.	F. Walsh		Teamster	500 00
British Columbia— Rev. J. J. Whelan	33	Catholic Chaplain	600 00	do	do	do	do	Rev. F. Fayard.		Catholic Chaplain	800 00
Rev. H. Gowan	33	Protestant do	600 00	do	do	do	do	Rev. F. Scouler.		Protestant do	800 00
Regina Jail— R. Trudner	29	Turnkey	500 00	do	do	do	do	A. McDougall.		Turnkey	500 00
Alex. J. Frudhomme	29	Dominion Policeman	602 25	do	Ill health and physical unfitness, according to surgeon's report.	None	439 25	Thos. H. Charlebois.	28	Dominion Policeman	456 25

DEPARTMENT OF AGRICULTURE.

RETURN from the Department of Agriculture to an Address to His Excellency the Governor General, under date the 9th April, 1897, praying that His Excellency cause to be laid before the Senate a Statement showing, for each Department of the Civil Service, the names, ages, offices and salaries of such persons employed either in the inside or outside divisions thereof; and of such persons not in the Civil Service, employed by the Government in any Department since the 13th July, 1896, and in cases where no Commission of Investigation was appointed, as have been removed from office by dismissal, superannuation or otherwise, specifying in each case the manner of, and grounds for such removal, and the length of notice given to the persons removed, and the amount of superannuation or gratuity granted, if any; also, showing the name, age, office and salary or remuneration of any and every person appointed to the Civil Service in the place of, or as a consequence of any such removal.

REMOVALS—INSIDE SERVICE.

Name.	Age	Office.	Salary.	Dismissed or Superannuated.	Manner of Removal.	Grounds for Removal.	Length of Notice Given.	Amount of superannuation or gratuity granted.	Remarks.
Dostaler, L. J. H.	24	Messenger.	\$330 per year.	Dismissed	Order in Council.	Gross misconduct.	On day of dismissal.		No new appointment.
Seed, D. H.		Extra Clerk.	50 per month.	do	Verbal notification	No more work	do		do
Hill, L. D.		do	50	do	do	do	do		do
Drummond, F. S.		do	60	do	By letter.	do	One month.		do
Lee, F. W.		do	50	do	do	do	Eleven days.		do
Desjardins, A.		do	50	do	do	do	One month.		do
Martineau, Miss		do	45	do	do	do	do		Re-engaged temporarily,
Mason, W. T.		do	65	do	do	do	Forty days.		26th April, 1897.
Chateauvert, E.		do	65	do	do	do	do		No new appointment.
McDermott, E. S.		do	50	do	do	do	do		do
Isbeszer, C. J.		do	40	do	Verbal notification	do	On day of dismissal.		do
Armstrong, R. E.		do	1.25 per day.	do	do	do	do		do
McCrency, Mrs. E.		do	1.25	do	By letter.	do	Forty days.		Re-engaged temporarily.
Hurteau, J. N.		do	400 per year.	do	do	do	One month.		do
							Three months.		do

REMOVAL SERVICE.

Name.	Age	Office.	Salary.	Dismissed or Superannuated.	Manner of Removal.	Grounds of Removal.	Length of notice given.	Amount of Superannuation or Gratuity granted.
			\$ c.				Days.	\$ c.
Allen, T. A., V.S.	47	Veterinary Inspector of stock in transit.	1,200 00	Dismissed	By letter.	Office abolished.	10	100 00
Devlin, Wm.		Steward, Halifax Quarantine station.	500 00	do	O. in C.	Interference in politics.	6	Gratuity.
Duncan, G. H., M.D.	38	Act'g Supt. of Brit. Col. Quarantine	2,500 00	do	do	Public interest.	8	
Duncan, G. H., M.D.	38	Quarantine Officer, Victoria.	400 00	do	do	do	8	
Evans, R., V.S.	52	Veterinary Inspector	1,400 00	do	By letter.	Office abolished.	9	116 66
Forster, Jos.	33	Caretaker Emerson Cattle Quarantine.	1,150 00	do	do	Partisanship.	16	46 50
Goldeu, R. F., V.S.	48	Veterinary Inspector of stock in transit.	1,000 00	do	do	Office abolished.	10	95 83
Hyde, F.	33	Caretaker Halifax Cattle Quarantine.	1,000 00	do	do	do	15	83 32
McFadden, D.H. V.S.	41	Cattle Quarantine Inspector, Emerson	300 00	Superannuated	O. in C.	Partisanship.	17	132 00
O'Doherty, Mrs. C.	60	Matron, St. John, N.B., Quarantine.	540 00	Dismissed	By letter.	Office abolished.	10	45 00
Slater, Luke.	57	Inspector of stock and cars in transit.	600 00	do	do	do	5	100 00
Westell, E. P., V.S.		Cattle Quarantine Inspector, P.E.I.	1,200 00	do	do	Re-arrang't of service.	10	91 66
Westell, E. P., V.S.		Veterinary Inspector transit stock	1,100 00	do	do	Office abolished.	10	do
Jones, F. A.		Veterinary Inspector of stock in transit.	\$15 per inspection.	do	do	Interference in politics.	5	do
Gauvreau, Dr. P. A.	39	Inspecting Physician, Rimouski.	\$8 a day when employed.	do	do	Office abolished.	3	do
Chalmers, T., V.S.		Vet. Inspector, Pictou cattle diseases	\$3 per day	do	do	do	10	84 00
Orchard, G. W., V.S.		Veterinary Inspector transit stock	180 00	do	do	do	10	15 00
Hoeg, H. G.		Guardian cattle yards, Lyn.	\$2 per day when employed.	do	do	do	3	do
Cunningham, W. J.		As'tg Vet. Insp'rs Pictou cattle disease.		do	do	do		

Dismissals from the Civil Service.

New Officials appointed to Outside Service.

Name.	Age.	Office.	Salary.
Himelman, Jos		Steward, Halifax Quarantine Station	\$1 per day.
Watt, A. P., M. D.		Supt. British Columbia Quarantine	\$2,500 per annum.
Fraser, R. L., M. D.		Quarantine Officer at Victoria, B. C.	\$400, since reduced to \$200 per annum.
Abbott, H.		Caretaker, Emerson Cattle Quarantine	\$1 per day.
Robinson, P. A., V. S.		Cattle Quarantine Inspector	\$500 per year.
Brown, A., V. S.		do do	do
Ross, A., M. D.		Inspecting Physician, Rimouski.	\$15 per inspection.
Orchard, G. W., V. S.		Cattle Quarantine Inspector	\$500 per year.

DEPARTMENT OF THE INTERIOR.

RETURN to an Order of the Senate asking for a Statement showing, for each Department of the Civil Service, the names, ages, offices and salaries of such persons employed either in the Inside or Outside Divisions thereof, and of such persons not in the Civil Service employed by the Government in any Department since the 13th July, 1896, and in cases where no Commission of Investigation was appointed, as have been removed from Office by Dismissal, Superannuation or otherwise, specifying in each case the manner of and grounds for such removal, and the length of notice given to the persons removed and the amount of superannuation or gratuity granted, if any; also showing the name, age, office and salary or remuneration of any and every person appointed to the Civil Service in the place of, or as a consequence of any such removal. Order dated 9th April, 1897.

Name.	Age.	Office.	Salary.	Remarks.
H. H. Smith.....	50	Commissioner of Dominion Lands, Winnipeg..	\$ 4,000 00	Retired by Order in Council, 30th March, 1897. Retiring allowance, \$1,500 per annum. Mr. A. M. Burgess, late Deputy Minister of the Interior, appointed to the position at a salary of \$3,000 per annum. Grounds, efficiency and economy.
B. L. Baldwinson ...	39	Icelandic agent, Immigration Office, Winnipeg.	1,000 00	On the 12th August, 1896, Mr. Baldwinson was notified that his services would not be required after 31st August, 1896. Grounds, active political partisanship.
W. L. Orde.....	46	Clerk, Dominion Lands Office, Brandon.	1,095 00	Notified 28th December, 1896. Services dispensed with 31st January, 1897. Grounds, economy and active political partisanship. Mr. R. L. Kennedy appointed in his place 1st February, 1897, at \$900 per annum.
Joseph Kildahl.....	54	Acting agent, Dominion Lands, Beaver Lake.	\$2 per day.	Services dispensed with owing to the closing of the Beaver Lake Agency 10th October, 1896. Mr. Kildahl was paid salary up to the 10th November, 1896.
C. F. Herbert.....	35	Caretaker, Immigration Building, Calgary.	800 00	Notified 23rd December, 1896. Services dispensed with 1st February, 1897. John Cushing appointed to the position 1st February, 1897. Salary, \$600 per annum. Grounds for Mr. Herbert's dismissal, active political partisanship.
J. T. Stanshorn ...	40	Caretaker, Immigration Building, Regina.	800 00	Notified 28th December, 1896. Services dispensed with 1st February, 1897. Office abolished.
P. F. Daly.....		Immigration agent, Chicago..	100 00 per month.	Notified 9th February, 1897. Services dispensed with 31st March, 1897. Office abolished.
H. Hurteau.....	59	Clerk, Immigration Office, Montreal.	600 00	Notified 9th February, 1897. Services dispensed with 1st March, 1897. Grounds, economy. Mr. Joseph Daigle appointed at \$800 per annum to perform Mr. Hurteau's duties in addition to those of Mr. Charlebois. See following entry.
A. J. Charlebois.....		Assistant, Immigration Office, Montreal.	480 00	Kept on for four months after notification. See remarks in preceding entry.

Dismissals from the Civil Service.

DEPARTMENT OF THE INTERIOR.

RETURN to an Order of the Senate asking for a Statement showing, for each Department of the Civil Service, etc.—*Concluded.*

Name.	Age.	Office.	Salary.	Remarks.
Hugo Carsteno.....	30	Interpreter, Immigration Office, Winnipeg.	\$ 900 00	Notified 9th February, 1897. Services dispensed with 1st March, 1897. Grounds, active political partisanship.
J. J. Arsensault.....	50	Homestead Inspector, Oak Lake, Man.	1,200 00	Notified 5th February, 1897. Services dispensed with 1st March, 1897, on the grounds of partisanship at the late general elections. James E. Gibson appointed to the position at the same salary on 1st March, 1897.
W. C. Hamilton.....		Legal adviser to His Honour the Lieut. Governor of the North-west Territories.	600 00	Order in Council 7th January, 1897, retires Mr. Hamilton and appoints Mr. Reginald Rimmer to the position on the same date and at the same salary.
Dr. J. S. Gray.....		Medical officer to the Immigration Station, Winnipeg.	600 00	Notified 9th February, 1897. Services dispensed with 1st March, 1897. Dr. S. C. Corbett appointed to the position same date and same rate of salary.
James Reid.....	35	Caretaker, Immigration Buildings, Winnipeg.	600 00	Notified 9th February, 1897. Services dispensed with 1st March, 1897. Mr. C. Hislop, clerk, is performing the duties of caretaker as well. Grounds, economy.
G. P. Clouthier.....	41	French interpreter, Immigration Building, Calgary.	900 00	Notified 9th February, 1897. Services dispensed with 1st March, 1897. Léon Roy appointed to the position 1st April, 1897, at same salary.
R. L. Alexander.....	52	Intelligence officer, Immigration Building, Calgary.	800 00	Notified 9th February, 1897. Services dispensed with 1st April, 1897. No one appointed to the position. Grounds, economy.
Benjamin Hogg.....	34	Caretaker, Immigration Office, Brandon.	547 50	Notified 9th February, 1897. Services dispensed with 1st March, 1897. Grounds, economy. Mr. W. Braun, clerk, is performing the services of caretaker as well.
Adelard Hamel.....	21	Temporary guardians, Immigration Sheds, Quebec.	\$1.25 per day	Notified 9th February, 1897. Services dispensed with 1st March, 1897. Messrs. T. M. Dechêne, E. Galarneau and Marc Lessard appointed to the positions on 1st March, 1897. Same rate of pay.
Joseph Lepine.....	73			
John Mullin.....	74			
Joseph Turenne.....	50	Clerk, Dominion Lands Office, Winnipeg.	1,200 00	Notified 2nd March, 1897. Services dispensed with 31st March, 1897. No one appointed to the position. Grounds, active political partisanship.
W. J. O. Bouchier.....	44	Assistant, Dominion Lands Office, Calgary.	1,000 00	Notified 10th March, 1897. Services dispensed with 1st April, 1897. No one appointed to the position. Mr. Bouchier was appointed on the 23rd June, 1896. Office abolished.
Christopher Young.....		Caretaker of the Military and Naval Reserves, St. Joseph's Island.	\$20 p. annum	Notified 26th March, 1897. Services dispensed with 1st April, 1897. Mr. Young lived too far from place of work. James Bolt appointed to the position 1st April, 1897, at same pay.

RETURN

(59)

To an ORDER of the HOUSE OF COMMONS, dated the 17th May, 1897, for copies of the report made by Mr. Gourdeau, Deputy Minister of Marine and Fisheries, on the conference held last November between the steamship companies and shippers of cattle and horses.

By order.

R. W. SCOTT,
Secretary of State.

Memorandum for the Minister—In re Shipment of Horses.

In March, 1896, the Department received a letter from Mr. R. Ironsides, stating that the men in charge of horses were stealing the hay from the cattle, and requesting that the horses should be put on the same regulations, as far as feed and bedding were concerned, as the cattle, and that the men in charge of the horses should be placed on the articles of the ship.

A further letter was received in August from the firm of Gordon & Ironsides strongly urging the department to carry out their wishes, and information having been called for from the inspectors in Montreal, a letter was received stating that the complaint of insufficient fodder was correct, but that they could not interfere as they had received instructions from the department that they had no authority over the horses.

I may mention among the number of those asking that the horses be placed under regulations, the names of: W. W. Craig, live stock agent in Montreal, Aitkens & Franklin, W. J. Elliott, Gilchrist & Munro, J. Sheridan and R. Bickerdike.

This last named gentleman stating that in the interests of all concerned, regulations should be established for horses the same as for cattle.

The demands made by the above were: 1st, The inspection of horses; 2nd, Proper space to be given for horses; 3rd, Allowance of forage; and 4th, Placing the men on the articles of the ship.

INSPECTION OF HORSES.

1st. As to the inspection of horses. This matter was transferred over to the Department of Agriculture, and recognizing the importance of the matter, regulations were adopted by that department respecting the importation and exportation of horses, and now it is for this department to decide whether it would not be better to agree as to the space to be allowed for horses, the quantity of forage that should be exacted, the inspection of the same and the placing of the men on the articles.

SPACE ALLOWED.

2nd. As to the space to be allowed for horses. Information was received by this department, showing that in Baltimore the vessels give three feet in the clear. The Anchor line two feet six inches.

The inspector at Boston states that in that port the width is regulated according to the size of the horses, being from two feet six inches to two feet ten inches. At New York the average dimensions are two feet four inches.

It will be seen from the report of the meeting, which took place in Montreal, that there was considerable difference of opinion; but I am inclined to think that both sides would be satisfied if the width in the clear for horses up to twelve hundred pounds, would be two feet six inches, and over that weight, two feet eight inches.

Mr. Sheridan strongly urged more space, but I consider that a tight fit for the horses is of great advantage in rough weather where they cannot be knocked about, and provided a horse has sufficient room to save his hips, which if damaged would reduce the value of the animal considerably when placed on the market, it is quite sufficient, and after consulting with a great many shippers I have come to the conclusion, as I have above stated, that two feet six inches in the clear, for horses up to twelve hundred pounds, and two feet eight inches over that, would be sufficient.

QUANTITY AND INSPECTION OF FORAGE.

3rd. As to the proper quantity of forage that should be exacted. I do not see any objection, if as stated by some that the quantity is always given, why the quantity should not be specified in the regulations, as it will satisfy all the shippers of cattle, who persist in stating that the men in charge of the horses keep stealing from the cattlemen in order to feed the horses that have not been sufficiently supplied with fodder and grain for the trip, and the forage before being received on board should be subject to an inspection.

PLACING OF THE MEN ON THE SHIP'S ARTICLES.

4th. As to the placing of the men on the ship's articles. There has been great dissatisfaction, and one of the principal reasons for such dissatisfaction is that the foreman who is in charge of the horsemen is provided with orders to issue either return passage money or money orders, and it is known and admitted by a number of shippers that the foremen pocket that money and leave the men without money or passes to return, which would certainly be obviated if the men were placed on the articles. See letter of High Commissioner Tupper of 11th Dec., 1895, on this subject.

It is also well known that the foremen who are left to engage men in charge of the horses, generally take them up among the wharf loungers, who are not accustomed to sea, and there is no doubt that being rendered useless through sea-sickness, the horses are neglected through most of the trip, unless attended to by the regular crew.

CONCLUSION.

Before closing this memorandum, I may state that the Deputy Minister of Agriculture has informed me that he is receiving almost daily similar complaints from persons who are under the impression that these regulations should emanate from the Department of Agriculture, and I, therefore, am of opinion that regulations for horses can be embodied in the regulations already existing in the department for cattle, and this would satisfy both sides, and would be conducive to more comfort to the horses and advantage to the horse dealers.

F. GOURDEAU,
Deputy Minister of Marine and Fisheries.

Shippers of Cattle and Horses.

CONFERENCE

BETWEEN Major F. Gourdeau, Deputy of the Minister of Marine and Fisheries, and ship-owners and shippers, on the subject of the export of horses, held in the office of the Live Stock Inspectors, Montreal, November 13th, 1896.

PRESENT:—The Deputy Minister; Dr. Duncan McEachran, chief government inspector of live stock; George H. Pope, one of the live stock inspectors at the port of Montreal; J. Torrance and J. Torrance, jr., representing the Dominion Line; H. A. Allan, A. A. Allan and Capt. J. Barclay, representing the Allan Line; Norman J. Fraser, Manager of the Johnston Line; R. W. Reford, representing the Donaldson & Thomson Line; Thomas Harling, representing Elder, Dempster & Co.; D. W. Campbell, General Manager of the Beaver Line; W. W. Craig, John Sheridan, J. H. Kimball, F. S. Smith, Geo. Climie, R. Forbes, R. Penk, H. C. Telfer, T. Ludington, F. W. Boshen, F. Ironsides, C. Coughlan, Exporters.

The DEPUTY MINISTER.—I am pleased that so many representative gentlemen have responded to the call of this meeting, and I wish to state before proceeding further, that owing to the many representations having been made to the Minister of Marine and Fisheries in connection with the shipment of horses, he desires to have the fullest information on the subject, and if the gentlemen representing the ship-owners and shippers will give their views, I will be happy to embody them in my report to the Minister.

Mr. TORRANCE.—I do not think there has ever been any trouble between shippers and steamship owners regarding the matter.

Mr. H. A. ALLAN.—I do not know of anything of the kind.

The DEPUTY MINISTER.—The Minister has considerable correspondence in connection with this matter. Complaint is made of insufficiency of fodder sent for horses, and also it is considered that it would be desirable to have the men in charge of the horses article so as to come under the rules and regulations governing the ship. These are the particular matters to be taken up, and I would like to have the views of all classes upon them.

Mr. TORRANCE.—We have nothing to do with the fodder.

The DEPUTY MINISTER.—No. Still the department is authorized and able to make regulations for the shipment of horses, and that is what the minister would like to do if the thing is required.

Mr. TORRANCE.—There is no reason why it should not be done. Then along what lines do you propose to make regulations?

The DEPUTY MINISTER.—Well, there is the matter of the width to be given each animal.

Mr. H. A. ALLAN.—So far as I know, no agents have had any difference with shippers on space, and if any shippers have any different spaces to suggest it would be well to hear them first.

The DEPUTY MINISTER.—Don't you weigh all horses, and give light or heavy more or less room?

Mr. TORRANCE.—We do not.

Mr. H. A. ALLAN.—I think the space given is enough for the heaviest horses shipped.

Mr. REFORD.—Some complain of having too much space.

Mr. TORRANCE.—Yes, some shippers say the stalls are too large, and horses move around. The imperial authorities fix a space of 2 feet 3 inches for the carriage of horses for the army.

Mr. KIMBALL.—That is for short shipments, and they are all light cavalry horses.

Mr. TORRANCE.—The blue-books speak for themselves on the point.

Mr. H. A. ALLAN.—Artillery horses are as heavy as any shipped from here.

Mr. KIMBALL.—Light artillery horses are nothing to compare with them.

Mr. SHERIDAN.—The heavy horses shipped from here cannot go in less than three feet clear. The hips and sides get skinned with anything less.

Mr. CRAIG.—But of course we must have a standard space.

Mr. SHERIDAN.—All we want is a standard size to carry horses in good condition, and you can charge what you like. We are willing to pay.

Mr. A. A. ALLAN.—But your contention is that the present space is not large enough.

Mr. SHERIDAN.—Those who are going over with horses frequently can tell you that they get skinned on anything less than three feet, and that takes largely from their value on the English market.

Mr. H. A. ALLAN.—We will never know that if you do not tell us.

Mr. SHERIDAN.—The space used to be three feet at first, and Mr. Reford is giving that to-day, but you have been cutting it down till it is only two feet six inches.

Mr. A. A. ALLAN.—Two feet six inches is considered enough at United States ports, and we will have Canada in the same position as far as horses are concerned if we change. The average Canadian cattle space from Boston is two feet six inches, and from St. John and Halifax two feet eight inches. The same conditions apply to horses.

Mr. SHERIDAN.—All we want you to do is to give us a standard space and we will pay for it.

Mr. H. A. ALLAN.—What do you propose?

Mr. SHERIDAN.—Three feet from centre to centre, or two feet ten inches clear.

Mr. H. A. ALLAN.—Don't you consider two feet ten inches absolutely unnecessary?

Mr. SHERIDAN.—I am shipping horses to-morrow that won't go in two feet ten inches.

Mr. TORRANCE, jun.—They must be elephants, then.

Mr. SHERIDAN.—Sometimes the hips are rubbed by stalls of two feet eight inches wide.

Mr. H. A. ALLAN.—The less room the less rubbing, I should think.

Mr. SHERIDAN.—I put horses on your steamers last summer, and the small ones lay down and by the time they arrived on the other side their sides were skinned. They stood up as long as they could, and after standing ten days they fell down.

Mr. H. A. ALLAN.—I never heard of a horse lying down in the stalls.

Mr. SHERIDAN.—Certainly they do when at sea in a gale.

Mr. H. A. ALLAN.—Can horses lie in three feet?

Mr. SHERIDAN.—Yes. The big ones don't lie down, but if they do we have to tear the stall down to get them on their feet again. In rough weather they often fall down. Gentlemen who ship horses know just what they need.

Mr. H. A. ALLAN.—I was many times on steamers, and never saw horses lying down.

Mr. SHERIDAN.—That does not affect the case. Probably you did not take notice of it. When a man has horses landing in bad condition he knows it.

Mr. H. A. ALLAN.—Do they lie down?

Mr. SHERIDAN.—They don't want to lie down, but they fall. We only want two feet ten inches.

Mr. H. A. ALLAN.—Then you only want a stall for a horse to stand up in so that he will land in good condition. The small horses of 1,000 or 1,100 pounds can lie down in three feet, and it is all the better for them.

Mr. TORRANCE.—What is the size of the bulk of horses shipped?

Mr. SHERIDAN.—1,600 or 1,700 pounds.

Mr. TORRANCE.—I asked the weight of the bulk, not the heaviest.

Mr. SHERIDAN.—The average is about 1,350 pounds.

The DEPUTY MINISTER.—As high as that?

Mr. SHERIDAN.—Mr. Craig has shipped hundreds of horses and can say the same.

Mr. CRAIG.—I think that is within the mark.

Mr. KIMBALL.—I should have said that 1,350 or 1,400 pounds was pretty near right. On the question of space, I may say that I am, unfortunately, the patentee

Shippers of Cattle and Horses.

of a palace car, the stalls in which are twenty-six inches clear, and horses of 1,500 pounds in shipment from here to Chicago are skinned as sure as they go in it. That is the experience I have had, and I have shipped thousands of stallions and other horses in stalls of two feet two inches.

Mr. TORRANCE.—That is the imperial regulations.

Mr. KIMBALL.—I am not saying what the rules regarding space in the British army are, but that is the space in these stalls in palace horse cars, including all those on the Canada Pacific and Grand Trunk.

Mr. TORRANCE.—Some years ago a cavalry officer was sent out here by the Imperial Government to buy remounts—Captain Ravenhill, I think it was—and he told me he would rather have two feet two inches than three feet.

Mr. KIMBALL.—Did Captain Ravenhill tell you that he used slings in rough weather? He told me so.

Mr. A. A. ALLAN.—Would you like us to sling them?

Mr. KIMBALL.—We are not asking for that; we are asking for a standard space. I think Mr. Pope has something which has been drawn up in regard to this, in which several shippers were consulted, and which would have obviated all the discussion about that which has taken place.

Mr. POPE.—That information was for the benefit of the department and they have got it.

The DEPUTY MINISTER.—It will, of course, be taken into consideration in connection with the report which I will make. I think we would like to hear what Dr. McEachran has to say.

Dr. McEACHRAN.—Well, I know that if our horses were given, say, something like three feet from centre to centre it would not be a bit too much for them.

The DEPUTY MINISTER.—You would not grant one space for large and another for small horses?

Dr. McEACHRAN.—Well, there are lots of little bodied horses that would go in almost any space, and it would be quite unfair to shippers to ask them to pay for the same space for a small horse as for a big one.

Mr. CAMPBELL.—It would be just as unfair to ask us to give up so much space for a small horse.

Mr. KIMBALL.—You need not fear but we will pay you for standard stalls.

Mr. TORRANCE.—Why should the standard space be three feet for Canada, when it is only two feet six inches from New York and the other American ports?

Mr. KIMBALL.—The class of horses that go from New York are light driving horses, not draft horses.

Mr. TORRANCE.—A good many of the horses are for artillery.

Mr. KIMBALL.—You are mistaken; they only ship harness horses.

Mr. A. A. ALLAN.—The same horses we receive and send from New York in the winter we send from here in summer; and the horses that are shipped here in summer are not heavier than those that go from New York in winter time.

Mr. SHERIDAN.—They are small horses you get there, weighing about 1,100 pounds.

Mr. KIMBALL.—They are light harness horses, not draft.

Mr. A. A. ALLAN.—Do you mean to say that none of them come from Chicago such as we get here in summer?

Mr. KIMBALL.—That is what I say, sir.

Mr. CLIMIE.—In the States shippers get a standard space.

Mr. KIMBALL.—I have had to load horses here with an alley-way of eighteen inches, and been asked to look pleasant about it too.

Mr. TORRANCE.—Why didn't you do it?

The DEPUTY MINISTER.—About horses lying down; don't you think Dr. McEachran, it would be better for them to lie down?

Dr. McEACHRAN.—It depends on circumstances. Horses and cattle lie down if of that temperament, and it is better for them to do it.

Mr. TORRANCE.—Cattle often lie down, and if there are two of them in one stall they accommodate each other, but horses won't do that.

Dr. McEACHRAN.—That is so. Personally I would pay more for accommodation for my horses to lie down than force them to stand up. Like the rest of us, their muscles and bodies get tired, and so do their legs.

Mr. A. A. ALLAN.—We won't get one more animal for a three foot space than for the two feet six inches space; you know that.

Mr. McEACHRAN.—With that I have nothing to do, of course.

Mr. REFORD.—We have to compete with the States to small horses.

Mr. SHERIDAN.—You are building three feet stalls now.

Mr. REFORD.—But we have got to compete with the States for the horses, and I don't know whether we get more by a space of three feet than if it was two feet six inches.

Mr. CAMPBELL.—Do you pay Mr. Reford more than Mr. Harling?

Mr. HARLING.—I don't think he pays as much.

Mr. TORRANCE.—Mr. Sheridan, will you pay the difference between the standard space in New York and Montreal?

Mr. SHERIDAN.—There is no standard in New York. It is from two feet three inches to two feet six inches according to the size of the horses.

Mr. A. A. ALLAN.—A number of horses were carried from here this summer and few lost. Your contention is that they land in bad order. You don't contend that the mortality is great?

Mr. SHERIDAN.—No, it is not the mortality at all.

Mr. H. A. ALLAN.—Every small horse we have carried has landed in excellent condition, and I have never had a shipper come to me and say his horses were landed in bad condition.

Mr. BOSCHEN.—It is no good to go to you to complain.

Mr. KIMBALL.—Do you mean to say that you never land horses in bad condition?

Mr. H. A. ALLAN.—I did not say so, but I said I never had a shipper come to me this year and say his horses were landed in bad condition. I say I have had shippers come to me and say their horses landed in excellent condition, and if they told me the one thing why not the other? We don't want to do business in an unsatisfactory manner.

Mr. SHERIDAN.—If you look up your books you will find that those horses which were landed in good condition were small horses of 1,200 pounds. No heavy horses in two feet six inches or two feet eight inches will land in good condition, even if they are only going to Quebec, and when hurt as they are in the present space it is so many pounds off their value.

Mr. TORRANCE.—We are willing to give you four feet or six feet if you pay for it.

Mr. SHERIDAN.—We are only asking for a standard space and we will pay for it.

Mr. H. A. ALLAN.—What is the average width across the flanks of a horse?

Mr. KIMBALL.—There is no average; the width varies as much as six inches.

Mr. CRAIG.—It must be remembered that they have to have a wider space to urinate. They have to spread their legs a little.

Mr. H. A. ALLAN.—There must be some standard width which we can go on.

Mr. SHERIDAN.—Take a heavy horse and stand him for ten to fourteen days, as I have had horses on your boats, and he soon drops right to pieces, and by the time you have taken down the partition and got him up he is spoiled. If he had room like the small horses he could get up himself.

Mr. H. A. ALLAN.—Could he get up in two feet ten inches?

Mr. SHERIDAN.—I don't think he would get up, but he would have room to move and would not get rubbed so much.

Mr. KIMBALL.—What objection have you, Mr. Allan, if I want to ship twenty-five horses, say fifteen large ones and ten small ones, if I had a standard space of three feet, and I said to you, make some of my stalls so wide and others so much smaller, but make them the standard all over?

Mr. H. A. ALLAN.—It would make no difference to me.

Mr. CRAIG.—Only where the stalls are stationary there would be the difficulty of altering them all the time.

Shippers of Cattle and Horses.

Mr. SHERIDAN.—I shipped horses last winter on a Liverpool steamer from New York in a space of three feet.

Mr. A. A. ALLAN.—We are carrying horses from New York and Boston in a space of two feet six inches and shippers are satisfied.

Mr. REFORD.—What proportion do large horses bear to small ones?

Mr. TORRANCE.—Is there ten per cent of large?

Mr. SHERIDAN.—There is one-third large.

Mr. TORRANCE.—Excuse me for doubting that. It is more likely ten per cent.

Mr. KIMBALL.—You are talking of extreme weight. Heavy horses, what we call "bussers," weigh only about 1,300 pounds.

Mr. SHERIDAN.—I have eighteen horses here going on Mr. Harling's boat, and they weigh over 1,600 pounds each.

Mr. HARLING.—You are only getting two feet eight inches there.

Mr. CAMPBELL.—That is quite enough.

The DEPUTY MINISTER.—Mr. Ironside, can you give us the benefit of your experience?

Mr. IRONSIDE.—Not on this subject. I do not ship horses.

Mr. CRAIG.—When the standard for cattle is two feet eight inches, why should horses be forced to occupy less room?

Mr. H. A. ALLAN.—Is the average horse as wide as the average ox?

Dr. McEACHRAN.—The hips of a heavy horse are.

Mr. IRONSIDES.—The average horse is wider than the average ox.

Mr. TORRANCE.—We have shipped a good many horses, and the average space was two feet eight inches from centre to centre, and the loss was practically nothing.

Mr. SHERIDAN.—That is two inches less than cattle, which get two feet eight inches clear. You began at three feet and took off inch by inch till at last we have to kick.

Mr. DUFF.—It is not a question of freight now; it is a question of space and we will pay the freight.

Mr. H. A. ALLAN.—It is a question of whether the ship-owners are to be handicapped by giving more space. In the States two feet six inches is the regular space for cattle and horses. Here it is two feet eight inches for small cattle, and we would only be handicapped by putting up extra space for horses.

Mr. KIMBALL.—You charge more here and should give more space.

Mr. SHERIDAN.—Last year in Boston I made your company, Mr. Harling, pull down stalls of two feet eight inches and make them three feet and I did not pay a cent more.

Mr. KIMBALL.—The talk here should not all be about the width. It is in regard to the depth of the stalls and the width of the alleyways that we should complain as well. Now, I have loaded horses with an alleyway of eighteen inches and in stalls less than seven feet deep.

Mr. TORRANCE.—Why did you do it?

Mr. KIMBALL.—We had to. The stalls were there and the horses here, and we had to ship them.

Mr. HARLING.—I don't think any one would offer a space less than eight feet deep. The exception is over that. You have not mentioned the ship.

Mr. CAMPBELL.—Name the line.

Mr. KIMBALL.—The question is if we can get a standard space. I can prove my past experience if any of you want to know it, but that is not the question, and this is not the place to discuss it.

Mr. HARLING.—Is it not a fact that most of the horses shipped from here were not over 1400 pounds this year? Very few indeed were over that figure.

Mr. SHERIDAN.—Why not give us a standard space, even if they only weigh two hundred pounds, so long as we pay for it?

Mr. HARLING.—We doubt whether you would do that.

Mr. CAMPBELL.—You won't ship by Montreal if you get a little less in the freight rate by Boston.

Mr. KIMBALL and Mr. SHERIDAN.—Certainly we will ship from Montreal.

Mr. DUFF.—We can get feed cheaper in Montreal than in Boston.

Mr. KIMBALL.—And Boston has no facilities for shipping horses.

Mr. CAMPBELL.—The shippers who send to us from the west, say to ship by Boston. A man can ship his horses from Toronto or Buffalo to Boston as easily as to Montreal, and if he gets freight at \$13 from Boston he won't ship from Montreal at \$13.10.

Mr. KIMBALL.—It takes twenty-six hours to Boston, and we are not going to tire our horses by sending them on there in palace cars.

Mr. CAMPBELL.—They do not consider that, and they will ship from Boston if the freight is lower.

Mr. H. A. ALLAN.—How would it do to fix a standard of thirty-two inches for small animals, and let the shippers arrange for whatever space they want above that.

Mr. KIMBALL.—That would be a sliding scale, and once you establish that sort of thing there would be trouble all the time.

Mr. SHERIDAN.—We don't want any arrangement like that.

Mr. H. A. ALLAN.—I don't think there would be any quarrels.

Mr. KIMBALL.—We have among us men who ship horses, and they have not come here prepared to accept something that is not to their interest.

Mr. H. A. ALLAN.—How would that suggestion meet the case, Dr. McEachran?

Dr. MCEACHRAN.—I suppose shippers can always arrange for extra space.

Mr. SHERIDAN.—No sliding scale, the same as cattle for us. We don't want to have all these appeals and conferences repeated every little while.

Mr. H. A. ALLAN.—It is not a sliding scale, but if you want more space for any of your horses you can get it by paying for it.

Mr. KIMBALL.—Why not give us a standard space, and let us divide it up among our horses as we need it?

Mr. REFORD.—It costs us \$5 to put in the fittings for each stall, and if the standard is to be changed at the beck of the shippers it would simply kill the shipping business at once.

Mr. SHERIDAN.—But if every shipper wants it and will pay for it, why not give it to them?

Mr. KIMBALL.—You say it costs \$5 to fit up a stall, and that raises another question. Some stalls are made of stuff that is not fit for kindling wood. I have seen some old pine stalls put up in so rotten a condition that a man could put his hands through the boards.

Mr. IRONSIDES.—These things you can rectify yourselves.

Mr. TORRANCE.—They are put up under government supervision. The representative of the Johnston line has told me that his people are shipping horses to-day from Boston in two feet six inches space, and at a rate of £4.

The DEPUTY MINISTER.—I would like to know the weight of these horses.

Mr. TORRANCE.—We could not tell that.

Mr. CRAIG.—I shipped horses last week from Boston to London by the Furness Line, the "St. Ronan's," and they would not go in two feet ten inches.

Mr. DUFF.—Here is Mr. Smith, who has been over several times with horses, and he can tell you his experience.

Mr. SMITH.—I think the stalls on all the lines are too small and too short, but the trouble is more in the length than the width.

The DEPUTY MINISTER.—Apart from the size of the boxes, there is the matter of the fodder to be furnished for the animals, the examination of the fodder and the question of having the men in charge on the ship's articles so as to be amenable to the laws of the ship. If any one would like to give their views on the amount of fodder which is necessary, I will hear him.

Mr. TORRANCE, jun.—That will all depend on the sort of ship. Some take longer than others, and, of course, they have to carry a larger supply.

The DEPUTY MINISTER.—How much would be needed per day?

Mr. COUGHLIN.—The amount of fodder for cattle is not regulated now except by the inspectors, and if there are to be the same or similar rules and regulations for horses, it would only be necessary for the inspector to be satisfied as to the quantity and the quality.

Shippers of Cattle and Horses.

The DEPUTY MINISTER.—I suppose that would do, Mr. Ironsides?

Mr. IRONSIDES.—It would be quite satisfactory to the horsemen, I assure you.

Mr. TORRANCE.—And the inspector would see that every shipper put the right quantity on board.

The DEPUTY MINISTER.—We want to ingraft the rules with those for cattle, and we are anxious that they should be satisfactory to all concerned. That is why I am seeking to elicit your views.

Mr. TORRANCE.—You must be careful not to handicap Montreal as against the American ports. Large quantities of horses from the west come through here, and if we are placed under any disabilities the shippers will be only too quick to seize it.

The DEPUTY MINISTER.—Is there anything else, gentlemen, you would like to discuss? If there is, or any gentleman has anything to suggest, I will take down their suggestions.

Mr. CRAIG.—If the men are to be on the articles it would be well to mention in the regulations how many men there should be to a certain number of horses.

The DEPUTY MINISTER.—Well, can I get that?

Mr. CRAIG.—I think that one man to every twelve horses is sufficient.

Mr. HARLING.—And how many foremen? The other day we had thirteen foremen with one load of horses.

Mr. CRAIG.—One man, whether you call him a foreman or not, is enough to a load.

Mr. TORRANCE.—I would simply say to the shippers: Don't overreach yourselves in the matter of space. Be moderate. Don't try to put us at a disadvantage with the American ports, for it will certainly re-act on yourselves.

Mr. SHERIDAN.—You have not to go to American ports for an example of what you should do. Mr. Reford gives us three feet and he never changed it.

Mr. CAMPBELL.—But that is getting away from the number of men.

Mr. TORRANCE.—The question of the number of men has been raised again. Some say one man for fifteen animals is sufficient.

Mr. CRAIG.—I think one for fifteen is enough.

Mr. SHERIDAN.—One man for a load is enough.

Mr. FRASER.—I think one man for eighteen horses is enough.

Mr. DUFF.—Don't cut the number down too small. Horses need constant care on a voyage, but cattle don't.

Mr. SHERIDAN.—I am loading eighteen horses on Mr. Harling's boat, and only one man is going in charge.

Mr. TORRANCE.—That is satisfactory to the ship-owners.

Mr. SHERIDAN.—The habit is for one man to go with the horses, and then another goes as foreman, and gets the foreman's berth, and does the cattleman out of his berth.

Mr. REFORD.—Regarding the alterations in space; the chief arrangement we made was for distillery cattle, which appear to fill the bulk of every cargo. Most steamers go in winter to United States ports, and we have to alter the fittings to conform with the measurements there.

The DEPUTY MINISTER.—What was the excess of space here?

Mr. REFORD.—It was two inches.

At this point, Mr. Sheridan handed in a petition which he said was signed by all the shippers, embodying their views.

Mr. DUFF.—I have a little to say about the length of horses' spaces. One has only to go across a couple of times to know how the space now given affects horses. At present horses in two feet eight inches have no room to move around, and their tails get rubbed and skinned, and then a horse looks as if he was not fit for sale. If the horse trade is to prosper there is more in the shipping of them than buying them. If you cannot get them landed in good condition the horse trade will stop, and unless you have length of space you cannot land horses in good shape. As for the number of men, a man must stand by his horses all the time, for they need lots of care, and if a horse gets down he has to be sawn out. Of course, steamship people want to get their boats good names, and lose as few horses as possible, and they should do all they can to help us.

The DEPUTY MINISTER.—What extra length do you think is required?

Mr. DUFF.—The space ought to be eight feet six inches long, and for big horses nine feet. I am talking from experience, from watching horses and knowing the length needed. No horse in a space under eight feet has enough room.

Dr. McEACHRAN.—The ordinary horse stalls in stables are eight feet long.

Captain BARCLAY.—Why not pack the horses' tails behind if they chafe?

Mr. DUFF.—We often do it, and even that does not save them.

Mr. SMITH.—I believe the addition should be more in the length than in the space. I have been shipping by all lines and I know that. The length ought to be eight feet six inches anyway.

Captain BARCLAY.—Do you suggest padding?

Mr. SMITH.—I don't think it does much good.

The DEPUTY MINISTER.—What is your opinion, Dr. McEachran, about the length of the stalls?

Dr. McEACHRAN.—I quite agree that the length of the stall has a good deal to do with carrying horses in good condition. The ordinary length of a stall in a stable is eight feet, and if they were six or eight inches longer at sea it would be a requisite thing. They should be provided with cleats, too, so as to give a horse some assistance.

Mr. H. A. ALLAN.—When you say eight feet, do you mean clear of the manger?

Dr. McEACHRAN.—That includes the manger in a stable.

Mr. H. A. ALLAN.—Well, you know at sea the manger is placed outside of the stall, and that makes more room in it.

Mr. TORRANCE.—In most ships you could not get that, for it would block up the alley-ways.

The DEPUTY MINISTER.—It seems to me it would be more difficult to get that condition than an increase in the width.

Mr. DUFF.—At sea a horse does not lie down, but he keeps going with his feet all the time as the vessel rolls, and he must have room to stand in without rubbing.

The DEPUTY MINISTER.—Would not some padding in the rear of the boxes be a good idea? You could have a little stuffing in a bag which would prevent the rubbing of the tail which has been spoken of and, I think, would meet the requirements of the case as to length, for I see how extremely difficult it would be for the steersmen to make concessions in that direction.

Mr. DUFF.—That would be a very good idea.

Mr. CRAIG.—It would only take up more room, and there is none to spare with the present space.

The DEPUTY MINISTER.—It would take very little room, and would save your horses. I think I have now heard an expression from everybody as to their views on the matters which have been brought up, and I suppose we may as well bring this conference to an end. I am much obliged to you for the manner in which you have responded to my request for information, and for the valuable facts which you have given for the guidance of the minister. The whole matter will be placed before him, and if anybody wishes to place any further information before him he will be glad to receive it. If he had been able to come down here to-day he would have done so, and desires me to tell you so, and to assure you that the department is anxious to do all that can be done for steamship-owners and shippers of horses. Both interests have to be looked after. The owner naturally likes to see his animals well looked after. All the facts you have laid before me will be carefully considered, and we hope that what we do will meet with the approval of both sides. The matter will be considered throughout, and due attention paid to the interests of all concerned.

Mr. CRAIG.—Will the men in charge be put on the ship's articles?

The DEPUTY MINISTER.—All the points we have spoken of: the space to be allowed, ventilation, what is to be done with the men, the quantity and quality of the fodder to be supplied, the inspector's mark on it—all will be looked into, and the necessary regulations ingrafted into the rules for the shipment of cattle. Once more, gentlemen, I thank you and bid you good morning.

RETURN

(66)

To an ORDER of the HOUSE OF COMMONS, dated the 28th September, 1896, for a statement showing the amount of money expended by the Dominion Government since the first day of July, 1873, for constructing, equipping and subsidizing railways in Canada, with the number of acres of land granted as subsidies, and their estimated value. Also a statement showing separately the part of such expenditure made on railways in each province of the Dominion and the North-west Territories, deducting any sums that may have been charged against any of the provinces or the North-west Territories in their debt account with the Dominion.

By order.

R. W. SCOTT,
Secretary of State.

STATEMENT showing the amount of money expended by the Dominion Government since the first day of July, 1873, up to the 28th of September, 1896, for constructing, equipping and subsidizing railways in Canada.

Amount expended \$106,026,567.66

LEONARD SHANNON,
Accountant.

STATEMENT showing separately the amount of money expended in each Province of the Dominion and in the North-west Territories by the Dominion Government from the 1st day of July, 1873, to the 28th September, 1896, for constructing, equipping and subsidizing railways in Canada.

	Amount.	Total.
	\$ cts.	\$ cts.
Province of Ontario	29,889,153 51	
do Quebec	14,666,937 61	
do New Brunswick	9,045,538 07	
do Nova Scotia	14,718,155 81	
do Manitoba	8,024,432 37	
do British Columbia	21,441,700 42	
do Prince Edward Island	635,830 27	
North-west Territories	7,604,819 60	
		106,026,567 66

LEONARD SHANNON,
Accountant.

RETURN

(71)

To an ORDER of THE HOUSE OF COMMONS dated the 17th May, 1897, for copies of tenders opened the 16th day of March, 1897, for works on section 12 of the Soulanges Canal, showing the prices of different tenderers for each item and the approximate quantities upon which the tenders were extended, also the lump sum of each tender.

By order.

R. W. SCOTT,
Secretary of State.

RE-LETTING Soulanges Canal—Tender for Section No. 12.

No of Items.	DESCRIPTION OF ITEMS.	Approximate Quantities.	Schultz, Schultz & Phinn.		Guy Campbell.		Stafford, O'Neill & Ferguson.	
			Rate.	Amount.	Rate.	Amount.	Rate.	Amount.
			\$ cts.	\$ cts.	\$ cts.	\$ cts.	\$ cts.	\$ cts.
1	Fencing. ¶ 13.	100	20 00	2,000 00	13 00	1,300 00	15 00	1,500 00
2	Gates. ¶ 13.	2	6 50	13 00	5 00	10 00	5 00	10 00
3	Earth excavation on section. ¶ 5, 6, 8, 9, 10, 18.	327,100	0 40	130,840 00	0 37½	122,662 50	0 40	130,840 00
4	Rock excavation on section thrown to soil. ¶ 5, 7, 8, 9, 10.	76,000	0 83	58,100 00	0 95	66,500 00	1 50	105,000 00
5	Broken stone, gravel, &c., for protection lining, furnished and laid. ¶ 11.	6,700	1 25	8,375 00	2 00	13,400 00	2 00	13,400 00
6	Cutting trench for stone protection lining. ¶ 11.	100	55 00	5,500 00	20 00	2,000 00	22 00	2,200 00
7	Sodding and soiling of slopes, &c. ¶ 12.	15,000	0 20	3,000 00	0 09½	1,425 00	0 15	2,250 00
8	Gravel or macadam furnished and laid on towing paths. ¶ 12.	2,500	1 25	3,125 00	1 20	3,000 00	1 50	3,750 00
9	Puddle. ¶ 15.	500	0 75	375 00	0 75	375 00	1 00	500 00
10	Concrete. ¶ 14, 16.	490	4 00	1,960 00	3 75	1,837 50	3 50	1,715 00
11	Macadam furnished, prepaid and laid wherever required. ¶ 17.	2,000	1 00	2,000 00	1 20	2,400 00	1 50	3,000 00
12	Grading of road north side of Canal. ¶ 17.	50	50 00	2,500 00	35 00	1,750 00	7 00	350 00
13	Unwearing works of section. ¶ 19.	10,000 00	10,000 00	10,000 00	4,000 00	4,000 00	6,000 00	6,000 00
14	Labourers for executing work not measured or embraced in any item paid for otherwise, including the use of all necessary tools.	200	1 75	350 00	1 50	300 00	1 30	260 00
15	Carpenters for executing work not measured or embraced in any item paid for otherwise, including the use of all necessary tools.	50	3 00	150 00	2 50	125 00	2 00	100 00
16	Stonecutters for executing work not measured or embraced in any item paid for otherwise, including the use of all necessary tools.	50	4 25	212 50	3 50	175 00	3 00	150 00
17	Masons for executing work not measured or embraced in any item paid for otherwise, including the use of all necessary tools.	50	4 00	200 00	3 00	150 00	3 00	150 00
18	Teams for executing work not measured or embraced in any item paid for otherwise, including driver, &c.	50	4 50	225 00	3 50	175 00	3 00	150 00
				228,925 50		221,585 00		271,325 00

RE-LETTING Soulanges Canal—Continued.

Soulanges Canal.

No. of Items	Hugh Ryan & Co.		M. J. Hogan.		Kavanagh, Grant & Kavanagh.		A. Onderdonk.		Frechette, Frechette & Co.	
	Rate.	Amount.	Rate.	Amount.	Rate.	Amount.	Rate.	Amount.	Rate.	Amount.
	\$ cts.	\$ cts.	\$ cts.	\$ cts.	\$ cts.	\$ cts.	\$ cts.	\$ cts.	\$ cts.	\$ cts.
1	15 00	1,500 00	11 50	1,150 00	13 00	1,300 00	15 00	1,500 00	15 00	1,500 00
2	8 00	16 00	8 00	16 00	8 00	16 00	10 00	20 00	8 00	16 00
3	0 75	245,325 00	0 24	78,504 00	0 35	114,485 00	0 35	114,485 00	0 45	147,195 00
4	1 25	87,500 00	0 80	56,000 00	1 25	87,500 00	0 70	49,000 00	1 50	133,000 00
5	2 50	16,750 00	1 00	6,700 00	1 50	10,050 00	1 00	6,700 00	1 50	10,050 00
6	50 00	5,000 00	12 00	1,200 00	30 00	3,000 00	30 00	3,000 00	46 00	4,600 00
7	0 40	6,000 00	0 13	1,950 00	0 30	4,500 00	0 15	2,250 00	0 25	3,750 00
8	1 50	3,750 00	1 00	2,500 00	2 00	5,000 00	1 50	3,750 00	1 25	3,125 00
9	1 00	500 00	0 30	150 00	1 00	500 00	0 50	250 00	0 25	125 00
10	4 00	1,960 00	2 25	1,102 50	5 00	2,450 00	3 00	1,470 00	3 25	1,592 50
11	2 00	4,000 00	0 50	1,000 00	2 00	4,000 00	1 50	3,000 00	1 50	3,000 00
12	50 00	2,500 00	16 00	800 00	10 00	500 00	25 00	1,250 00	35 00	1,750 00
13	10,000 00	10,000 00	2,800 00	2,800 00	15,000 00	15,000 00	5,000 00	5,000 00	18,000 00	18,000 00
14	1 75	360 00	1 00	200 00	1 25	250 00	1 50	300 00	1 75	350 00
15	3 00	150 00	1 75	87 50	3 00	150 00	2 50	125 00	3 00	150 00
16	4 50	225 00	3 00	150 00	3 00	150 00	4 00	200 00	3 75	187 50
17	4 50	225 00	3 50	175 00	3 00	150 00	4 00	200 00	3 50	175 00
18	4 00	200 00	3 00	150 00	3 50	175 00	4 00	200 00	3 75	187 50
		385,951 00		154,635 00		249,176 00		192,700 00		328,753 50

RE-LETTING Soulanges Canal—Concluded.

No. of Items.	Rogers & Taylor.		Lafontaine & Lemoine.		Dawson & Connolly.		Randolph McDonald.		Wm. Buchner.	
	Rate.	Amount.	Rate.	Amount.	Rate.	Amount.	Rate.	Amount.	Rate.	Amount.
1	\$ 20 00	2,000 00	\$ 20 00	2,000 00	\$ 18 00	1,800 00	\$ 15 00	1,500 00	\$ 17 00	1,700 00
2	10 00	20 00	8 00	16 00	4 00	8 00	10 00	20 00	10 00	20 00
3	0 35	114,485 00	0 33	107,943 00	0 25 3/4	97,312 25	0 45	147,195 00	0 31	101,401 00
4	1 10	77,000 00	1 20	84,000 00	1 00	70,000 00	1 10	77,000 00	2 50	175,000 00
5	1 50	10,050 00	0 65	4,355 00	1 40	9,380 00	1 50	10,050 00	1 25	8,375 00
6	40 00	4,000 00	5 00	500 00	30 00	3,000 00	50 00	5,000 00	25 00	2,500 00
7	0 30	3,000 00	0 15	2,250 00	0 13	1,950 00	0 30	4,500 00	0 10	1,500 00
8	1 50	3,750 00	1 00	2,500 00	1 25	3,125 00	1 25	3,125 00	1 00	2,500 00
9	0 75	375 00	0 75	375 00	0 60	300 00	0 50	250 00	1 00	500 00
10	5 00	2,450 00	3 00	1,470 00	3 00	1,470 00	3 00	1,470 00	3 00	1,470 00
11	1 50	3,000 00	1 50	3,000 00	1 15	2,300 00	1 25	2,500 00	1 00	2,000 00
12	80 00	4,000 00	10 00	500 00	20 00	1,000 00	25 00	1,250 00	40 00	2,000 00
13	6,000 00	6,000 00	4,000 00	4,000 00	10,000 00	10,000 00	12,000 00	12,000 00	10,000 00	10,000 00
14	2 00	400 00	1 40	280 00	1 35	270 00	1 50	300 00	1 50	300 00
15	3 50	175 00	2 25	112 50	2 50	125 00	2 00	100 00	2 50	125 00
16	4 00	200 00	2 75	137 50	3 25	162 50	4 00	200 00	3 50	175 00
17	4 50	225 00	2 75	137 50	3 25	162 50	4 00	200 00	3 50	175 00
18	4 00	200 00	4 00	200 00	3 50	175 00	4 00	200 00	3 50	175 00
		281,890 00		213,776 50		202,540 25		266,860 00		309,916 00

RETURN

(71a)

To an ORDER of the HOUSE OF COMMONS, dated the 17th May, 1897, for copies of tenders opened the 16th day of March, 1897, for works on sections 4, 5, 6 and 7 of the Soulanges Canal, showing the prices of different tenderers for each item and the approximate quantities upon which the tenders were extended, also the lump sum of each tender.

By order.

R. W. SCOTT,
Secretary of State.

RE-LETTING SOULANGES CANAL.—TENDER

Number of Items.	DESCRIPTION OF ITEMS.	Approximate Quantities.
1	Clearing and grubbing, sec. 10.....	Per acre. 1
2	Fencing, sec. 18.....	Per 100 l. ft. 240
3	Gates for farm crossings, sec. 18.....	Each. 57
4	Earth excavation, secs. 5, 6, 7, 9, 11, 15, 19, 21, 63, 64, 70, 76.....	Per c. yd. 851,000
5	Earth in water-tight embankments, secs. 5, 7, 11.....	" 125,000
6	Rock excavation, secs. 5, 7, 8, 9.....	"
7	Cut stone masonry in lock and guard gates, secs. 31, 32, 33, 34, 35, 36, 37, 44, 45, 46, 47, 67, 90.....	" 4,460
8	Cut stone blocks in finish of mitre sill, platforms, foundations, &c., secs. 23, 24, 30, 65.....	" 120
9	Cut stone masonry in flight of steps, sec. 57.....	" 8
10	Cut stone copings in retaining walls, weirs, &c., secs. 52, 54, 56, 61, 69, 72, 73, 78, 81, 87.....	" 840
11	Coursed masonry in regulating weirs, &c., secs. 51, 58.....	" 260
12	Concrete in lock walls, foundations, regulating weirs/ bridge piers, or wherever required, secs. 13, 20, 22, 28, 29, 38, 39, 40, 42, 43, 46, 48, 50, 53, 55, 60, 62, 65, 66, 68, 71, 74, 77, 80, 85, 89.....	" 34,200
13	Store-house below lock, sec. 59.....	Bulk sum. 1
14	Cast iron pipes from culverts to lock chamber, sec. 41.....	Per ton of 2,000 lbs. 24
15	Cast iron pipes in culvert under canal, sec. 86.....	"
16	Bolts and wrought iron fastening of mitre sills, complete, including nuts and washers, &c., sec. 27.....	Per lb. 2,130
17	Steel I beams for anchorage of mitre sills, sec. 26.....	" 7,200
18	Dressed white oak timber in mitre sills (18 in. by 18 in.) secs. 25, 65.....	Per c. ft. 370
19	Dressed white oak timber in fenders of concrete walls of road bridges, sec. 79.....	" 1,600
20	White oak piles pointed and driven in lock foundations or wherever required, sec. 20.....	Per l. ft. 47,500
21	White oak stringers in heads of piles (12 in. by 6 in.), sec. 20.....	" 9,400
22	Wrought iron bolts in pile foundations, or wherever ordered, secs. 20, 79.....	Per lb. 25,300
23	Puddle, secs. 12, 88.....	Per c. yd. 3,200
24	Sodding and soiling of banks, cuts, &c., or wherever required, sec. 17.....	Per sq. yd. 71,000
25	Grading and ditching of roads, sec. 84.....	Per 100 l. ft. 298
26	Providing, preparing and laying broken stone or gravel wherever required, secs. 14, 17.....	Per c. yd. 32,600
27	Cutting notch for protection lining complete, sec. 16.....	Per 100 l. ft. 569
28	Providing, preparing and placing broken stone in protection lining, sec. 16.....	Per c. yd. 38,130
29	Providing and placing mooring posts of cast iron, sec. 48.....	Per lb. 90,250
30	Unwatering of works of secs. Nos. 4, 5, 6 and 7, sec 94.....	Bulk sum.
31	Stone filling behind walls, sec. 82.....	Per c. yd. 1,750
32	Teams for executing work not measured or embraced in any item paid for otherwise, including driver, &c.....	Per day. 500
33	Labourers for executing work not measured or embraced in any item paid for otherwise, including the use of all necessary tools.....	" 500
34	Carpenters for executing work not measured or embraced in any item paid for otherwise, including the use of all necessary tools.....	" 500
35	Stonecutters for executing work not measured or embraced in any item paid for otherwise, including the use of all necessary tools.....	" 500
36	Masons for executing work not measured or embraced in any item paid for otherwise, including the use of all necessary tools.....	" 500

Soulanges Canal.

FOR SECTIONS Nos. 4, 5, 6 AND 7.

O. Martineau		Andrew Onderdonk		Wm. Davis & Sons.		M. J. Hogan.		Hugh Ryan, J. Ryan, & M. J. Haney.		Number of Items.
Rate.	Amount.	Rate.	Amount.	Rate.	Amount.	Rate.	Amount.	Rate.	Amount.	
\$ cts.	\$ cts.	\$ cts.	\$ cts.	\$ cts.	\$ cts.	\$ cts.	\$ cts.	\$ cts.	\$ cts.	
100 00	100 00	50 00	50 00	1 00	1 00			50 00	50 00	1
18 18	4,363 20	15 00	3,600 00	14 00	3,360 00	11 50	2,760 00	15 00	3,600 00	2
10 00	570 00	10 00	570 00	4 00	228 00	8 00	456 00	8 00	456 00	3
0 35	297,850 00	0 27	229,770 00	0 34	289,340 00	0 23	195,730 00	0 45	382,950 00	4
0 18	22,500 00	0 18	22,500 00	0 15	18,750 00	0 10	12,500 00	0 45	56,250 00	5
1 00		1 00		0 25		0 75		1 25		6
24 12	107,575 20	14 00	62,440 00	20 00	89,200 00	15 00	66,900 00	18 00	80,280 00	7
28 00	3,360 00	14 00	1,680 00	20 00	2,400 00	18 00	2,160 00	22 00	2,640 00	8
20 00	160 00	14 00	112 00	20 00	160 00	17 00	136 00	22 00	176 00	9
23 00	19,320 00	14 00	11,760 00	20 00	16,800 00	16 00	13,440 00	20 00	16,800 00	10
15 00	3,900 00	14 00	3,640 00	16 25	4,225 00	7 50	1,950 00	15 00	3,900 00	11
5 00	171,000 00	3 00	102,600 00	3 90	133,380 00	3 10	106,020 00	4 50	153,900 00	12
1,500 00	1,500 00	1,000 00	1,000 00	500 00	500 00	750 00	750 00	1,500 00	1,500 00	13
25 00	600 00	60 00	1,440 00	50 00	1,200 00	60 00	1,440 00	75 00	1,800 00	14
30 00		60 00		60 00		60 00		75 00		15
0 12	255 60	0 04	85 20	0 10	213 00	0 06	127 80	0 06	127 80	16
0 10	720 00	0 04	288 00	0 05	360 00	0 08	576 00	0 08	576 00	17
3 00	1,110 00	1 50	555 00	1 00	370 00	1 25	462 50	2 50	925 00	18
1 00	1,600 00	1 50	2,400 00	1 00	1,600 00	0 90	1,440 00	2 00	3,200 00	19
0 60	28,500 00	0 50	23,750 00	0 55	26,125 00	0 34	16,150 00	0 60	28,500 00	20
0 50	4,700 00	0 50	4,700 00	0 50	4,700 00	0 40	3,760 00	1 00	9,400 00	21
0 06	1,518 00	0 04	1,012 00	0 10	2,530 00	0 03	759 00	0 06	1,518 00	22
0 20	640 00	0 50	1,600 00	0 35	1,120 00	0 20	640 00	1 00	3,200 00	23
0 20	14,200 00	0 15	10,650 00	0 10	7,100 00	0 13	9,230 00	0 30	21,300 00	24
40 00	11,920 00	25 00	7,450 00	20 00	5,960 00	16 00	4,768 00	50 00	14,900 00	25
2 90	94,540 00	1 50	48,900 00	2 50	81,500 00	1 30	42,380 00	1 50	48,900 00	26
44 00	25,036 00	25 00	14,225 00	20 00	11,380 00	12 00	6,828 00	30 00	17,070 00	27
3 00	114,390 00	1 00	38,130 00	2 25	85,792 50	1 30	49,569 00	2 50	95,325 00	28
0 04	3,610 00	0 08	7,220 00	0 04	3,610 00	0 03	2,707 50	0 05	4,512 50	29
5,000 00	5,000 00	6,000 00	6,000 00	5,000 00	5,000 00	3,000 00	3,000 00	10,000 00	10,000 00	30
2 00	3,500 00	1 50	2,625 00	2 00	3,500 00	0 50	875 00	2 00	3,500 00	31
4 00	2,000 00	4 00	2,000 00	3 50	1,750 00	3 00	1,500 00	4 00	2,000 00	32
1 75	875 00	1 50	750 00	1 50	750 00	1 00	500 00	1 75	875 00	33
2 50	1,250 00	2 50	1,250 00	2 00	1,000 00	1 75	875 00	3 00	1,500 00	34
4 00	2,000 00	4 00	2,000 00	4 00	2,000 00	3 00	1,500 00	4 50	2,250 00	35
4 00	2,000 00	4 00	2,000 00	3 50	1,750 00	3 50	1,750 00	4 50	2,250 00	36
.....	952,163 00	618,752 20	807,654 50	553,639 80	976,131 30	

RE-LETTING SOULANGES CANAL.—TENDER

Number of Items.	Frank Stafford, J. C. O'Neil, & G. A. Ferguson.		Jas. Rogers & G. A. Taylor.		F. B. McNamee & Wm. Mann.		P. Bickerdale.	
	Rate.	Amount.	Rate.	Amount.	Rate.	Amount.	Rate.	Amount.
	\$ cts.	\$ cts.	\$ cts.	\$ cts.	\$ cts.	\$ cts.	\$ cts.	\$ cts.
1	50 00	50 00	150 00	150 00	50 00	50 00	45 00	45 00
2	15 00	3,600 00	20 00	4,800 00	15 00	3,600 00	15 50	3,720 00
3	5 00	285 00	10 00	570 00	9 00	513 00	10 00	570 00
4	0 35	297,850 00	0 33	280,830 00	0 36½	310,615 00	0 39½	336,145 00
5	0 15	18,750 00	0 20	25,000 00	0 10	12,500 00	0 15	18,750 00
6	1 25	3 00	1 15	1 20
7	13 50	60,210 00	18 00	80,280 00	15 50	69,130 00	15 00	66,900 00
8	15 50	1,860 00	25 00	3,000 00	30 00	3,600 00	25 00	3,000 00
9	14 50	116 00	25 00	200 00	50 00	400 00	55 00	440 00
10	20 00	16,800 00	25 00	21,000 00	30 00	25,200 00	35 00	29,400 00
11	11 50	2,990 00	18 00	4,680 00	15 00	3,900 00	15 00	3,900 00
12	4 00	136,800 00	4 20	143,640 00	3 50	119,700 00	3 55	121,410 00
13	900 00	900 00	1,000 00	1,000 00	1,200 00	1,200 00	1,400 00	1,400 00
14	60 00	1,440 00	45 00	1,080 00	50 00	1,200 00	45 00	1,080 00
15	60 00	45 00	50 00	45 00
16	0 08	170 40	0 06	127 80	0 10	213 00	0 10	213 00
17	0 09	648 00	0 06	432 00	0 06	432 00	0 07	504 00
18	1 50	555 00	1 50	555 00	1 00	370 00	1 25	462 50
19	1 00	1,600 00	1 00	1,600 00	1 00	1,600 00	1 25	2,000 00
20	0 50	23,750 00	0 50	23,750 00	0 40	19,000 00	0 45	21,375 00
21	0 35	3,290 00	0 20	1,880 00	0 25	2,350 00	0 30	2,820 00
22	0 10	2,530 00	0 07	1,771 00	0 06	1,518 00	0 07	1,771 00
23	1 00	3,200 00	0 75	2,400 00	0 90	2,880 00	1 00	3,200 00
24	0 15	10,650 00	0 20	14,260 00	0 09	6,390 00	0 10	7,100 00
25	5 00	1,490 00	100 00	20,860 00	20 00	5,960 00	25 00	7,450 00
26	2 00	65,200 00	2 00	65,200 00	1 00	32,600 00	1 10	35,860 00
27	20 00	11,380 00	25 00	14,225 00	49 50	28,165 50	55 00	31,295 00
28	2 50	95,325 00	2 00	76,260 00	1 50	57,195 00	1 55	59,101 50
29	0 05	4,512 50	0 05	4,512 50	0 05	4,512 50	0 06	5,415 00
30	3,000 00	3,000 00	7,000 00	7,000 00	2,000 00	2,000 00	2,000 00	2,000 00
31	2 50	4,375 00	150 00	2,625 00	1 50	2,625 00	1 50	2,625 00
32	3 00	1,500 00	4 00	2,000 00	3 50	1,750 00	3 75	1,875 00
33	1 30	650 00	2 00	1,000 00	1 50	750 00	1 50	750 00
34	2 00	1,000 00	3 50	1,750 00	2 50	1,250 00	2 75	1,375 00
35	3 00	1,500 00	4 00	2,000 00	3 75	1,875 00	4 00	2,000 00
36	3 00	1,500 00	4 50	2,250 00	3 75	1,875 00	4 00	2,000 00
.....		779,475 90	821,588 30	736,919 00	777,952 00

Soulanges Canal.

FOR SECTIONS Nos. 4, 5, 6 AND 7—Continued.

P. Larkin & A. Sangster.		J. W. Munro & Wm. Murray.		John O'Leary.		E. F. Farquier.		Number of Items.
Rate.	Amount.	Rate.	Amount.	Rate.	Amount.	Rate.	Amount.	
\$ cts.	\$ cts.	\$ cts.	\$ cts.	\$ cts.	\$ cts.	\$ cts.	\$ cts.	
100 00	100 00	50 00	50 00	25 00	25 00	30 00	30 00	1
15 00	3,600 00	16 00	3,840 00	18 00	4,320 00	0 14	33 60	2
8 00	456 00	5 00	285 00	10 00	570 00	8 00	456 00	3
0 29½	251,045 00	0 25	212,750 00	0 43	365,930 00	0 28	238,280 00	4
0 15½	19,375 00	0 20	25,000 00	0 15	18,750 00	0 15	18,750 00	5
1 50		1 05		1 00		1 25		6
13 50	60,210 00	14 50	64,670 00	16 00	71,360 00	11 75	52,405 00	7
14 25	1,710 00	15 00	1,800 00	15 00	1,800 00	12 50	1,500 00	8
20 00	160 00	12 00	96 00	15 00	120 00	14 50	116 00	9
17 90	15,036 00	15 75	13,230 00	15 00	12,600 00	11 50	9,660 00	10
10 35	2,691 00	12 00	3,120 00	15 00	3,900 00	10 00	2,600 00	11
2 50	85,500 00	3 79	129,618 00	3 50	119,700 00	2 85	97,470 00	12
679 34	679 34	600 00	600 00	800 00	800 00	800 00	800 00	13
55 00	1,320 00	55 00	1,320 00	50 00	1,200 00	55 00	1,320 00	14
55 00		55 00		50 00		55 00		15
0 07	149 10	0 05	106 50	0 07	149 10	0 08	170 40	16
0 09	579 00	0 09½	614 00	0 12	864 00	0 10	720 00	17
0 80	296 00	1 45	536 50	2 00	740 00	1 50	555 00	18
0 80	1,280 00	1 45	2,320 00	1 50	2,400 00	1 00	1,600 00	19
0 60	28,500 00	0 62	29,450 00	0 80	38,000 00	0 45	21,375 00	20
0 27	2,538 00	0 62	5,828 00	0 60	5,640 00	0 40	3,760 00	21
0 07	1,771 00	0 05	1,265 00	0 07	1,771 00	0 06	1,518 00	22
0 75	2,400 00	0 60	1,920 00	0 40	1,280 00	0 50	1,600 00	23
0 07	4,970 00	0 23	16,330 00	0 19	13,490 00	0 25	17,750 00	24
75 00	22,350 00	50 00	14,900 00	15 00	4,470 00	20 00	5,960 00	25
2 00	65,200 00	1 75	57,050 00	2 25	73,350 00	1 70	55,420 00	26
30 00	17,070 00	12 00	6,828 00	25 00	14,225 00	25 00	14,225 00	27
1 98	75,497 40	2 00	76,260 00	2 25	85,792 50	1 70	64,821 00	28
0 05	4,512 50	0 05	4,512 50	0 06	5,415 00	0 04	3,610 00	29
5,000 00	5,000 00	9,000 00	9,000 00	6,000 00	6,000 00	7,000 00	7,000 00	30
1 90	3,325 00	1 20	2,100 00	2 00	3,500 00	1 50	2,625 00	31
4 00	2,000 00	3 25	1,625 00	4 00	2,000 00	3 50	1,750 00	32
2 00	1,000 00	1 25	625 00	1 60	800 00	1 50	750 00	33
3 00	1,500 00	2 25	1,125 00	2 50	1,250 00	2 25	1,125 00	34
4 00	2,000 00	3 50	1,750 00	4 25	2,125 00	3 75	1,875 00	35
4 00	2,000 00	3 25	1,625 00	3 50	1,750 00	3 75	1,875 00	36
.....	685,820 34	692,149 50	866,086 60	633,505 00	

RE-LETTING SOULANGES CANAL.—TENDER FOR SECTIONS Nos. 4, 5, 6 AND 7—Concluded.

Number of Items.	George Dawson & Jos. Battle.		Randolph McDonald.		Charles H. Raynor.		Wm. Buckner.	
	Rate.	Amount.	Rate.	Amount.	Rate.	Amount.	Rate.	Amount.
	\$ cts.	\$ cts.	\$ cts.	\$ cts.	\$ cts.	\$ cts.	\$ cts.	\$ cts.
1	75 00	75 00	60 00	60 00	75 00	75 00	100 00	100 00
2	16 00	3,840 00	15 00	3,600 00	15 50	3,720 00	17 00	4,080 00
3	5 00	285 00	10 00	570 00	10 00	570 00	10 00	570 00
4	0 28	238,280 00	0 33	280,830 00	0 30	255,300 00	0 45	382,950 00
5	0 15	18,750 00	0 12	15,000 00	0 12	15,000 00	0 25	31,250 00
6	1 00	1 75	1 00	1 25
7	16 50	73,590 00	15 00	66,900 00	17 25	76,935 00	12 00	53,520 00
8	16 50	1,980 00	20 00	2,400 00	20 00	2,400 00	15 00	1,800 00
9	16 50	132 00	20 00	160 00	22 00	176 00	15 00	120 00
10	20 00	16,800 00	16 00	13,440 00	19 00	15,960 00	15 00	12,600 00
11	14 00	3,640 00	10 00	2,600 00	12 50	3,250 00	12 00	3,120 00
12	3 75	128,250 00	3 50	119,700 00	4 00	136,800 00	3 50	119,700 00
13	2,000 00	2,000 00	1,000 00	1,000 00	1,000 00	1,000 00	500 00	500 00
14	45 00	1,080 00	50 00	1,200 00	50 00	1,200 00	60 00	1,440 00
15	45 00	50 00	50 00	60 00
16	0 06	127 80	0 08	170 40	0 10	213 00	0 07	149 10
17	0 08	576 00	0 08	576 00	0 08	576 00	0 12	864 00
18	1 50	555 00	1 50	555 00	2 00	740 00	0 60	222 00
19	0 65	1,040 00	1 00	1,600 00	1 25	2,000 00	0 48	768 00
20	0 40	19,000 00	0 50	23,750 00	0 37	17,575 00	0 50	23,750 00
21	0 60	5,640 00	0 40	3,760 00	0 30	2,820 00	0 48	4,512 00
22	0 04½	1,138 50	0 06	1,518 00	0 07	1,771 00	0 07	1,771 00
23	0 50	1,600 00	0 40	1,280 00	0 80	2,560 00	0 75	2,400 00
24	0 12	8,520 00	0 25	17,750 00	0 18	12,780 00	0 10	7,100 00
25	10 00	2,980 00	25 00	7,450 00	12 50	3,725 00	50 00	14,900 00
26	1 60	52,160 00	1 75	57,050 00	1 50	48,900 00	1 25	40,750 00
27	28 00	15,932 00	30 00	17,070 00	42 00	23,898 00	50 00	28,450 00
28	1 60	61,008 00	2 00	76,260 00	2 00	76,260 00	1 25	47,662 50
29	0 05	4,512 50	0 05	4,512 50	0 03	2,707 50	0 15	13,537 50
30	5,000 00	5,000 00	10,000 00	10,000 00	5,000 00	5,000 00	6,000 00	6,000 00
31	1 50	2,625 00	1 50	2,625 00	1 60	2,800 00	1 25	2,187 50
32	3 25	1,625 00	4 00	2,000 00	3 00	1,500 00	3 50	1,750 00
33	1 35	675 00	1 50	750 00	1 30	650 00	1 50	750 00
34	2 25	1,125 00	2 50	1,250 00	2 00	1,000 00	2 50	1,250 00
35	3 25	1,625 00	4 00	2,000 00	2 50	1,250 00	3 50	1,750 00
36	3 25	1,625 00	4 00	2,000 00	2 50	1,250 00	3 50	1,750 00
.....	677,791 80	741,386 90	722,361 50	814,023 60

RETURN

(71b)

To an ORDER of THE HOUSE OF COMMONS dated the 17th May, 1897, for copies of tenders opened the 20th day of March, for work on the Grenville Canal enlargement, showing the prices of different tenderers for each item and the approximate quantities upon which the tenders were executed, also the lump sum of each tender.

By order.

R. W. SCOTT,

Secretary of State.

GRENVILLE CANAL.

Tenders for deepening and enlarging the Prism of a portion of the Grenville Canal, and the construction of a Weir, Bridges, &c.

No. of Items.	DESCRIPTION OF ITEMS.	Approximate Quantities.	Gilbert Blasting and Dredging Co.		G. E. Schultz, W. D. Schultz & W. E. Phinn.		R. Bickerdike.	
			Rate.	Amount.	Rate.	Amount.	Rate.	Amount.
			\$ c.	\$ c.	\$ c.	\$ c.	\$ c.	\$ c.
1	Clearing, grubbing and mucking.	Bulk sum.	100 00	100 00	200 00	200 00	300 00	300 00
2	Earth excavation.	Per c. yd.	0 25	11,125 00	0 30	13,350 00	0 31	13,795 00
3	Rock excavation	"	1 00	25,000 00	0 95	23,750 00	1 00	23,750 00
4	Dry masonry walls	"	4 00	36,000 00	5 25	47,250 00	4 50	40,500 00
5	Masonry in waste weir	"	220	2,420 00	7 75	1,705 00	12 25	2,695 00
6	Concrete.	"	30	150 00	5 50	165 00	6 75	2,025 50
7	Puddle behind the wall of waste weir.	"	60	45 00	0 75	45 00	0 90	54 00
8	Rammed filling behind side walls and in embankments	"	4,000	2,000 00	0 50	1,200 00	0 20	800 00
9	Douglas fir in stop-water timbers	"	150	90 00	0 60	90 00	0 60	90 00
10	Pine timber in bridges and where required	Per c. ft.	300	450 00	30 00	270 00	28 00	252 00
11	Pine timber, 10 inches, flatted, in culvert and off-take drain bridges	p. M.ft. B.M. per l. ft.	8,000	60 00	0 20	60 00	0 25	75 00
12	Tamarack plank in bridges and where required.	p. M.ft. B.M.	1,000	320 00	18 00	144 00	25 00	200 00
13	Wrought iron in bridges.	Per lb.	400	50 00	0 05	60 00	0 10	100 00
14	Pressed spikes in bridges.	"	400	24 00	0 06	24 00	0 06	24 00
15	Labourers for executing work not measured or embraced in any item paid otherwise, including the use of all necessary tools.	Per day.	2 00	1 75	1 50
16	Carpenters for executing work not measured or embraced in any item paid for otherwise, including the use of all necessary tools	"	3 00	3 00	2 50
17	Stonecutters for executing work not measured or embraced in any item paid for otherwise, including the use of all necessary tools	"	4 00	4 25	4 00
18	Masons for executing work not measured or embraced in any item paid for otherwise, including the use of all necessary tools	"	4 00	4 00	4 00
19	Foremen for executing work not measured or embraced in any item paid for otherwise, including the use of all necessary tools	"	4 00	4 50	4 00
				77,884 00		88,313 00		82,837 50

Grenville Canal.

GRENVILLE CANAL—Continued.

No. of Items.	Jas. Cochrane.		F. Stafford, J. C. O'Neill & Geo. B. Ferguson.		Hugh Ryan & Co.		McNamee & Mann.		T. McLaughlin & Thos. W. Kirby.		Wm. Stuart.	
	Rate.	Amount.	Rate.	Amount.	Rate.	Amount.	Rate.	Amount.	Rate.	Amount.	Rate.	Amount.
	\$ c.	\$ c.	\$ c.	\$ c.	\$ c.	\$ c.	\$ c.	\$ c.	\$ c.	\$ c.	\$ c.	\$ c.
1	90 00	90 00	500 00	500 00	250 00	250 00	200 00	200 00	350 00	350 00	250 00	250 00
2	0 37	16,465 00	1 15	12,460 00	0 65	28,925 00	0 28	12,460 00	0 35	15,575 00	0 55	24,475 00
3	0 93	23,250 00	6 00	28,750 00	0 75	18,750 00	0 90	22,500 00	0 80	20,000 00	0 39	24,750 00
4	4 00	36,000 00	12 50	54,000 00	5 50	49,500 00	4 25	38,250 00	5 00	45,000 00	5 99	53,910 00
5	10 00	22,000 00	10 00	2,750 00	8 50	1,870 00	12 00	2,640 00	7 50	1,650 00	12 99	2,857 80
6	6 00	180 00	10 00	300 00	6 50	195 00	7 00	210 00	5 00	150 00	5 77	173 10
7	2 00	180 00	1 00	60 00	0 75	45 00	1 00	60 00	0 75	45 00	0 75	45 00
8	1 00	4,000 00	0 22	880 00	0 75	3,000 00	0 15	600 00	0 25	1,000 00	0 27	1,080 00
9	1 00	150 00	0 80	120 00	1 00	150 00	0 55	82 50	0 75	112 50	0 42	63 00
10	30 00	270 00	32 00	288 00	40 00	360 00	25 00	225 00	35 00	315 00	19 00	171 00
11	0 18	54 00	10 00	30 00	20 00	60 00	0 22	66 00	0 15	45 00	0 10	30 00
12	27 00	216 00	18 00	144 00	25 00	200 00	22 00	176 00	25 00	200 00	16 00	128 00
13	0 04	40 00	0 08	80 00	0 06	60 00	0 08	80 00	0 05	50 00	0 04	40 00
14	0 06	20 00	0 06	24 00	0 06	24 00	0 06	24 00	0 05	20 00	0 03	12 00
15	1 20	1 30	1 75	1 50	1 75	2 00
16	2 25	2 00	2 50	2 25	2 25	2 75
17	3 00	3 00	4 50	3 75	3 25	3 75
18	3 00	3 00	4 50	3 75	3 25	4 00
19	4 00	3 00	5 00	4 00	4 00	4 50
	102,855 00	100,386 00	103,389 00	77,573 50	84,512 50	107,984 90

GRENVILLE CANAL—Concluded.

No. of Items.	O. Martineau.		John Heney & Henry Smith.		G. E. Fanguire.		M. A. Piggot & J. C. Ingles.		R. Brewder & A. McNaughton.		Wm. Buchner.	
	Rate.	Amount.	Rate.	Amount.	Rate.	Amount.	Rate.	Amount.	Rate.	Amount.	Rate.	Amount.
1	\$ 100 00	\$ 100 00	\$ 350 00	\$ 350 00	\$ 20 00	\$ 20 00	\$ 900 00	\$ 900 00	\$ 20 00	\$ 20 00	\$ 500 00	\$ 500 00
2	1 15	51,175 00	0 32	14,240 00	0 30	13,350 00	0 27	12,015 00	0 36	13,350 00	0 27	12,015 00
3	1 60	40,000 00	0 79	19,750 00	0 75	18,750 00	0 55	13,750 00	0 75	18,750 00	1 25	31,250 00
4	4 62	41,580 00	4 75	42,750 00	4 50	40,500 00	4 37	39,330 00	4 25	38,250 00	6 50	58,500 00
5	10 00	2,200 00	7 50	1,650 00	11 25	2,475 00	10 00	2,200 00	11 25	2,475 00	9 50	2,000 00
6	7 00	210 00	4 50	135 00	5 00	150 00	4 50	135 00	6 00	180 00	3 50	105 00
7	1 60	96 00	1 00	60 00	0 50	30 00	1 45	87 00	0 40	24 00	0 90	54 00
8	0 50	2,000 00	0 25	1,000 00	0 20	800 00	0 25	1,000 00	0 15	600 00	1 00	4,000 00
9	0 75	112 50	0 60	90 00	0 50	75 00	0 30	45 00	0 40	60 00	0 65	37 50
10	40 00	360 00	22 00	198 00	25 00	225 00	30 00	270 00	30 00	270 00	36 00	324 00
11	0 40	120 00	0 17	51 00	0 25	75 00	0 25	75 00	0 20	60 00	0 25	75 00
12	20 00	160 00	18 00	144 00	20 00	160 00	21 00	168 00	30 00	240 00	20 00	160 00
13	0 06	60 00	0 04½	45 00	0 06	60 00	0 03½	35 00	0 06	60 00	0 07	70 00
14	0 06	24 00	0 04	16 00	0 05	20 00	0 03	12 00	0 06	24 00	0 05	20 00
15	1 75	1 75	1 50	1 50	1 50	1 50
16	3 00	2 50	2 25	2 25	2 25	2 50
17	4 00	3 50	3 75	3 75	3 50	3 50
18	4 00	4 00	3 75	3 50	4 00	3 50
19	5 00	4 50	4 00	4 50	4 50	2 50
	158,197 50	80,479 00	76,690 00	70,022 00	74,363 00	109,280 50

RETURN

(71c)

To an ORDER of the HOUSE OF COMMONS dated the 7th June, 1897, for a statement of all tenders opened the 7th day of May, 1897, for works on the north channel of St. Lawrence River, showing the prices of different tenderers for each item and the approximate quantities upon which the tenders were extended, also the lump sum of each tender.

By order.

R. W. SCOTT,
Secretary of State.

ST. LAWRENCE CANALS—

No. of item.	DESCRIPTION OF ITEM.	Quantities.	Rate. Amount.	
			\$ c.	\$ c.
1	Earth excavation throughout the section, to include all kinds of materials except "bed rock" and boulders measuring $\frac{1}{4}$ of a cubic yard and over, as specified.	Per cubic yd	355,000	25 00
2	Rock excavation consisting of "bed rock," as specified.	"	118,000	0 10
3	Boulder excavation consisting of all loose rock or stones measuring $\frac{1}{4}$ of a cubic yard and over, as specified.	"	31,000	0 35
4	Embankment at dikes and dams or where ordered consisting of a face or covering of rock hand laid to line and level, as specified.	Per sup. yd.	23,000	1 75
5	Mixed timber, 12 inches by 12 inches, in cribwork base of entrance, guide and anchor piers, as specified.	Per cubic ft.	85,000	
6	British Columbia pine timber, 12 inches by 12 inches, in superstructure of entrance and guide piers.	"	40,000	
7	Oak timber, 12 inches by 5 inches to 12 inches by 12 inches, in superstructure of piers.	Per M. ft., B. M.	35,000	
8	Stone filling in cribs.	Per cubic yd	14,000	
9	British Columbia pine timber in ranges or beacons, planed, framed, erected and painted, as shown on plan.	Per M. ft., B. M.	5,000	
10	Wrought iron in straps, angle plates, wood screws, drift, rag and screw bolts, range symbols, &c., &c.	Per lb.	75,000	
11	Pressed spikes, wherever used.	"	2,000	
12	Pine plank, 2 inches to 4 inches, wherever used.	Per M. ft., B. M.	20,000	
13	Pine boards, 1-inch, dressed, wherever used.	"	2,000	
14	Painting, 3 coats pure white lead, where directed.	Per sup. yd.	500	
15	Foremen, earthwork, for executing work not measured in any item paid for otherwise, including superintendence and use of all tools.	Per day.		
16	Labourers, for executing work not measured in any item paid for otherwise, including superintendence and use of all tools.	"		
17	Foremen carpenter, for executing work not measured in item paid for otherwise, including superintendence and use of all tools.	"		
18	Carpenter, for executing work not measured in any item paid for otherwise, including superintendence and use of tools.	"		
19	Foremen blacksmith, for executing work not measured in any item paid for otherwise, including superintendence and use of tools.	"		
20	Blacksmith, for executing work nos measured in any item paid for otherwise, including superintendence and use of tools.	"		
21	Use of steam clam shell derrick, for hauling excavation with a clam shell of $1\frac{1}{2}$ cubic yards with a reach of 65 to 80 feet, for executing work not measured in any item paid for otherwise, including superintendence and use of tools.	Per hour.		
22	Use of dredge of not less than 50 horse power and dipper not less than 2 cubic yards, for executing work not measured in any item paid for otherwise, including superintendence and use of tools.	"		
23	Use of tug, not less than 16 in. by 16 in. cylinder and steam pressure of not less than 125 pounds, for executing work not measured in any item paid for otherwise, including superintendence and use of tools.	"		
24	Use of dump scows of 125 cubic yards capacity for excavating, &c.	"		

This when opened was found to be a tender for the Farran's Point work. May 7, 1897. C. Schreiber.

St. Lawrence Canals—North Channel.

NORTH CHANNEL.

Gilbert Blasting & Dredging Company.		Weddell, Mc-Auliff & Co.		Allan & Fleming.		M. A. Cleveland		M. J. Haney.		R. Bickerdike & Co.		No. of item.
Rate.	Amount.	Rate.	Amount.	Rate.	Amount.	Rate.	Amount.	Rate.	Amount.	Rate.	Amount.	
\$ c.	\$	\$ c.	\$	\$ c.	\$	\$ c.	\$	\$ c.	\$	\$ c.	\$	
0 39	138,450	0 25	88,750	0 49	173,950	0 23	81,650	0 45	159,750	0 26	92,300	1
2 25	265,500	2 00	236,000	2 90	342,200	1 75	206,500	1 95	230,100	2 60	306,800	2
2 25	69,750	0 90	27,900	2 00	62,000	1 00	31,000	0 50	15,500	0 60	18,600	3
1 00	23,000	0 90	20,700	0 48	11,040	0 45	10,350	0 25	5,750	0 35	8,050	4
0 25	21,250	0 20	17,000	0 12	10,200	0 30	25,500	0 25	21,250	0 21	17,850	5
0 55	22,000	0 60	24,000	0 65	26,000	0 50	20,000	0 50	20,000	*36 00	1,440,000	6
75 00	2,625	60 00	2,100	78 00	2,730	40 00	1,400	55 00	1,925	50 00	1,750	7
0 50	7,000	0 67	9,380	1 10	15,400	0 75	10,500	0 50	7,000	0 40	5,600	8
100 00	500	80 00	400	60 00	300	45 00	225	65 00	325	45 00	225	9
0 06	4,500	0 08	6,000	0 08	6,000	0 07	5,250	0 05	3,750	0 08	6,000	10
0 06	120	0 06	120	0 04	80	0 04	80	0 05	100	0 07	140	11
25 00	500	25 00	500	17 50	350	25 00	500	20 00	400	25 00	500	12
30 00	60	30 00	60	16 00	32	25 00	50	25 00	50	25 00	50	13
0 25	125	0 50	125	0 17	85	0 15	75	0 30	150	0 15	75	14
4 00	3 00	3 00	3 00	3 50	3 50	15
1 50	1 75	1 50	1 60	1 75	1 50	16
3 50	3 00	3 00	3 00	3 50	3 50	17
2 50	2 25	2 00	2 00	3 00	2 50	18
3 50	3 00	3 50	3 00	4 00	4 00	19
2 50	2 50	2 25	2 00	3 50	3 50	20
3 50	6 00	12 00	1 50	10 00	3 00	21
15 00	10 00	12 00	10 00	15 00	10 00	22
4 00	4 00	5 50	2 00	10 00	2 50	23
0 72	2 00	1 50	0 50	0 50	24
.....	555,380	433,035	650,367	393,080	466,050	1,897,940	

* Evidently an error.

RETURN

'71d)

To an ORDER of the HOUSE OF COMMONS, dated the 7th June, 1897, for a statement of all tenders opened the 30th day of April, 1897, for work on the Iroquois section, Galops Canal, showing the prices of different tenderers for each item and the approximate quantities upon which the tenders were extended, also the lump sum of each tender.

By order.

R. W. SCOTT,
Secretary of State.

ST. LAWRENCE CANALS

Number of Item.	DESCRIPTION OF ITEM.	
1	Clearing and grubbing, including removal of fences, telegraph poles, &c.	Per acre.
2	Grading road, north side of canal.	Per 100 l. ft.
3	Fencing, including gates where required.	"
4	Earth excavation, lower entrance, east of station 6 including old cribwork and walls, &c., and all kinds of materials except solid rock and boulders containing $\frac{1}{4}$ of a cubic yard and over, as specified.	Per c. yd.
5	Rock excavation, lower entrance, east of station 6, including boulders containing $\frac{1}{4}$ of a cubic yard and over, as specified.	Per c. yd.
6	Earth excavation in lock-pit from station 6 to station 21, including old cribwork and all kinds of materials except solid rock and boulders containing $\frac{1}{4}$ of a cubic yard and over, as specified, the price for which is to include the cost of the removal of old buildings.	Per c. yd.
7	Rock excavation in lock-pit from station 6 to station 21, including boulders containing $\frac{1}{4}$ of cubic yard and over, as specified.	Per c. yd.
8	Earth excavation on section west of station 21, including all kinds of materials except solid rock and boulders containing $\frac{1}{4}$ of a cubic yard and over, as specified.	Per c. yd.
9	Rock excavation on section west of station 21, including boulders containing $\frac{1}{4}$ of a cubic yard and over, as specified.	Per c. yd.
10	Embankment, viz. :—For making, raising, widening and forming canal banks to standard dimensions, as specified, of earth and rock, selected material from prism excavation by the engineer.	Per c. yd.
11	Puddle, including getting, transporting and putting in place wherever used as specified.	Per c. yd.
12	Unwatering lock-pit, station 6 to station 21, as specified.	Bulk sum.
13	Unwatering remainder of section when and where required.	"
14	Concrete made with Portland cement wherever required, as specified.	Per c. yd.
15	British Columbia pine timber, 12 x 12 inches in foundation of lock, stop-waters, stop-log timber, &c.	Per M. ft., B.M.
16	British Columbia pine timber in mitre sills and mitre sill anchors.	"
17	British Columbia pine timber in booms and fenders on bridge piers, weir bridges, &c., &c., planed and painted.	Per M. ft., B.M.
18	White pine timber in foundation, bridges, booms, railings, &c., other than entrance piers.	"
19	White oak timber in levelling places at toe of wall, &c., and oak plank wherever used.	"
20	Pine plank, other than puddle chamber, wherever used.	"
21	Wrought iron in mitre sill straps, plates, anchor bolts, wood screws, screw and rag bolts, in place including nuts and washers.	Per lb.
22	Wrought iron in rock bolts and dowels, the price for which is to include drilling holes in rock and masonry.	Per lb.
23	Wrought iron in beams for weir bridges, &c.	"
24	Pressed spikes, wherever used.	"
25	Cast iron pipe in lock, plain tubes provided, fitted and laid as specified.	Per ton.
26	Cast iron pipe in lock, special, valve, angle and T sections, provided, fitted and laid as specified.	"
27	Masonry in walls of lock, mitre sill platforms, retaining and revetment, regulating waste and supply weir and bridges, faced with cut stone in Portland cement, as specified.	Per c. yd.
28	Masonry in walls of lock, including retaining and revetment walls, weirs and bridges, faced with "picked face" work in Portland cement, as specified.	Per c. yd.
29	Furnishing and placing stone protection to inside slopes of banks, as specified.	"
30	Preparing seat or bench for protection to banks.	Per l. ft.
31	Mooring posts of white oak or rock elm, in place, including cast iron cap, painted three coats.	Each.
32	Mooring posts of cedar or British Columbia pine, in place, without cap, painted three coats.	"
33	Paving in aprons at lock and weir, wherever used, as specified.	Per c. yd.
34	Quarry waste in rear of walls of lock and other structures or wherever used.	"
35	Broken stone or gravel used in blinding quarry waste, or spread on roads or banks, &c.	"
36	Pitched stone facing to lock embankment, sides of flume or where required, as specified.	"
37	Temporary roads and bridges between south side of old lock and New Street at station 19.	Bulk sum.
38	Temporary bridge at site of regulating wier and across head bay at lock.	"
LOCK GATES AND EQUIPMENT.		
39	White oak in gate bars, binders, &c.	Per M. ft., B.M.
40	British Columbia pine timber in gate bars, &c.	Per M. ft., B.M.
41	Wrought iron (double refined) in gate hangings and tie rods, including anchors, suspension bars and all connections through rods, binder bars, segment track, &c., fitted in place.	Per lb.
42	Wrought (best Staffordshire brand) in screw bolts, wood screws, spikes, hand rails, valve gear and wherever used, fitted in place.	Per lb.
43	Wrought iron (Low Moor or mild steel) in valve spindles and crab shafts, fitted in place.	"
44	Cast iron in gate hangings, valve crab, segment chairs, washers, &c., fitted in place.	"

St. Lawrence Canals—Iroquois Section.

—IROQUOIS SECTION.

Quantities.	Larkin & Sangster.		Andrew Onderdonk.		Canadian Construction Company.		R. Weddell & Co.		Number of Items.
	Rate.	Amount.	Rate.	Amount.	Rate.	Amount.	Rate.	Amount.	
	\$ cts.	\$	\$ cts.	\$	\$ cts.	\$	\$ cts.	\$	
30	150 00	4,500	50 00	1,500	20 00	600	60 00	1,800	1
80	15 00	1,200	50 00	4,000	100 00	8,000	50 00	4,000	2
150	12 00	1,800	15 00	2,250	9 00	1,350	30 00	4,500	
11,000	0 35	3,850	0 35	3,850	0 35	3,850	0 40	4,400	4
4,000	3 00	12,000	1 15	4,600	3 00	12,000	2 59	13,360	5
34,000	0 30	10,200	0 40	13,600	0 35	11,900	0 40	13,600	6
39,600	1 00	39,000	0 90	35,100	1 10	42,900	3 00	117,000	7
450,000	0 26	117,000	0 30	135,000	0 27	121,500	0 40	180,000	8
79,000	0 90	71,100	0 90	71,100	1 00	79,000	3 00	237,000	9
347,000	0 08	27,760	0 28	97,160	0 20	69,400	0 30	104,100	10
9,000	0 75	6,750	0 60	5,400	1 00	9,000	1 00	9,000	11
.....	12,500 00	12,500	15,000 00	15,000	5,000 00	5,000	40,000 00	40,000	12
.....	14,500 00	14,500	25,000 00	25,000	15,000 00	15,000	1,000 00	1,000	13
4,000	5 35	21,400	7 00	28,000	6 50	26,000	7 00	28,000	14
100,000	50 00	5,000	75 00	7,500	48 00	4,800	90 00	9,000	15
10,000	80 00	800	75 00	750	70 00	700	90 00	900	16
15,000	65 00	975	75 00	1,125	75 00	1,125	90 00	1,350	17
70,000	28 00	1,960	40 00	2,800	38 00	2,660	60 00	4,200	18
10,000	60 00	600	75 00	750	65 00	650	90 00	900	19
50,000	25 00	1,250	35 00	1,750	22 00	1,100	40 00	2,000	20
5,000	0 06	300	0 05	250	0 05	250	0 07	350	21
10,000	0 07	700	0 25	2,500	0 12	1,200	0 10	1,000	22
10,000	0 06	600	0 05	500	0 10	1,000	0 10	1,000	23
15,000	0 05	750	0 06	900	0 05	750	0 06	900	24
100	55 00	5,500	60 00	6,000	80 00	8,000	100 00	10,000	25
80	65 00	5,200	100 00	8,000	200 00	16,000	100 00	8,000	26
10,000	8 50	85,000	20 00	200,000	8 00	80,000	9 40	94,000	27
29,000	6 10	176,900	11 00	319,000	8 00	232,000	7 40	214,600	28
19,000	0 80	15,200	1 25	23,750	1 50	28,500	1 00	19,000	29
28,000	0 30	8,400	0 40	11,200	0 12	3,360	0 25	7,000	30
100	15 00	1,500	40 00	4,000	20 00	2,000	8 00	800	31
100	13 00	1,300	40 00	4,000	15 00	1,500	5 00	500	32
500	4 90	2,450	3 50	1,750	4 00	2,000	4 50	2,250	33
2,500	0 75	1,875	1 50	3,750	0 50	1,250	1 00	2,500	34
1,500	0 75	1,125	1 50	2,250	0 80	1,200	1 00	1,500	35
4,800	3 40	16,320	35 00	18,800	4 50	21,600	5 00	24,000	36
.....	700 00	700	5,000 00	5,000	600 00	600	1,000 00	1,000	37
.....	700 00	700	1,500 00	1,500	400 00	400	1,000 00	1,000	38
44,000	90 00	3,960	75 00	3,300	85 00	3,740	100 00	4,400	39
90,000	80 00	7,200	75 00	6,750	70 00	6,300	100 00	9,000	40
80,000	0 08	6,420	0 06	4,800	0 12	9,600	0 15	12,000	41
10,000	0 08	800	0 06	600	0 14	1,400	0 12	1,200	42
5,000	0 09	450	0 15	750	0 08	400	0 15	750	43
80,000	0 07	5,600	0 06	4,800	0 08	6,400	0 08	6,400	44

ST. LAWRENCE CANALS

Number of Item.	William Buckner.		Dawson & Symes.		Brown, Love & Aylmer.		McKinnon & Garland.	
	Rate.	Amount.	Rate.	Amount.	Rate.	Amount.	Rate.	Amount.
	\$ cts.	\$	\$ cts.	\$	\$ cts.	\$	\$ cts.	\$
1	100 00	3,000	75 00	2,250	50 00	1,500	25 00	750
2	25 00	2,000	36 00	2,880	25 00	2,000	20 00	1,600
3	1 25	187	18 00	2,700	15 00	2,250	20 00	3,000
4	0 35	3,850	0 45	4,950	0 50	5,500	0 40	4,400
5	2 25	9,000	1 75	7,000	3 50	14,000	2 50	10,000
6	0 35	11,900	0 50	17,000	0 40	13,600	0 35	11,900
7	1 50	58,500	1 15	44,850	1 40	54,600	1 00	39,000
8	0 35	157,500	0 35	157,500	0 35	157,500	0 27	121,500
9	2 25	177,750	1 00	79,000	1 25	98,750	2 00	158,000
10	0 25	86,750	0 11	38,170	0 25	86,750	0 20	69,400
11	1 00	9,000	0 75	6,750	1 00	9,000	0 75	6,750
12	10,000 00	10,000	38,000 00	38,000	20,000 00	20,000	7,000 00	7,000
13	5,000 00	5,000	30,000 00	30,000	24,000 00	24,000	3,000 00	3,000
14	8 25	33,000	6 75	27,000	8 00	32,000	6 50	26,000
15	75 00	7,500	48 00	4,800	60 00	6,000	60 00	6,000
16	75 00	750	80 00	800	100 00	1,000	80 00	800
17	60 00	900	50 00	750	70 00	1,050	60 00	900
18	45 00	3,150	32 00	2,240	60 00	4,200	40 00	2,800
19	45 00	450	48 00	480	60 00	600	50 00	500
20	30 00	1,500	22 00	1,100	25 00	1,250	25 00	1,250
21	0 09	450	0 06	300	0 07	350	0 05	250
22	0 25	2,500	0 06	600	0 20	2,000	0 06	600
23	0 15	1,500	0 06	600	0 06	600	0 05	500
24	0 07	1,050	0 05	750	0 05	750	0 03 1/2	525
25	75 00	7,500	55 00	5,500	60 00	6,000	120 00	12,000
26	75 00	6,000	140 00	11,200	100 00	8,000	120 00	9,600
27	10 25	102,500	9 00	90,000	12 00	120,000	8 95	89,500
28	9 25	268,250	8 90	258,100	10 00	290,000	7 95	230,550
29	6 50	123,500	1 50	28,500	1 00	19,000	1 00	19,000
30	0 30	8,400	0 20	5,600	0 50	14,000	0 15	4,200
31	15 00	1,500	25 00	2,500	15 00	1,500	9 00	900
32	15 00	1,500	20 00	2,000	13 00	1,300	9 00	900
33	4 50	2,250	7 00	3,500	5 00	2,500	1 00	500
34	1 00	2,500	0 75	1,875	0 75	1,875	1 00	2,500
35	1 00	1,500	1 00	1,500	1 25	1,875	1 00	1,500
36	5 00	24,000	1 75	8,400	5 00	24,000	4 50	21,600
37	750 00	750	1,000 00	1,000	500 00	500	500 00	500
38	750 00	750	1,000 00	1,000	500 00	500	250 00	250
39	70 00	3,080	62 00	2,728	130 00	5,720	100 00	4,400
40	60 00	5,400	62 00	5,580	100 00	9,000	80 00	7,200
41	0 09	7,200	0 07	5,600	0 11	8,800	0 10	8,000
42	0 09	900	0 10	1,000	0 09	900	0 10	1,000
43	0 10	500	0 15	750	0 11	550	0 15	750
44	0 07	5,600	0 10	8,000	0 09	7,200	0 06	4,800

St. Lawrence Canals—Iroquois Section.

—IROQUOIS SECTION—Continued.

McNamee & Bickerdike.		M. J. Haney.		Jas. Bourque.		Wm Davis & Son.		M. Cleveland.		Number of Item.
Rate.	Amount.	Rate.	Amount	Rate.	Amount	Rate.	Amount	Rate.	Amount.	
\$ cts.	\$	\$ cts.	\$	\$ cts.	\$	\$ cts.	\$	\$ cts.	\$	
50 00	1,500	30 00	900	40 00	1,200	40 00	1,200	60 00	1,800	1
30 00	2,400	30 00	2,400	50 00	4,000	10 00	800	50 00	4,000	2
15 50	2,325	9 00	1,350	12 00	1,800	15 00	2,250	10 00	1,500	3
0 40	4,400	0 35	3,850	0 30	3,300	0 24½	2,667	0 25	2,750	4
3 50	14,000	2 75	11,000	4 00	16,000	3 50	14,000	2 50	10,000	5
0 40	13,600	0 30	10,200	0 19	6,460	0 35	11,900	0 45	15,300	6
1 25	48,750	1 00	39,000	0 62	24,180	0 83	32,370	1 00	39,000	7
0 40	180,000	0 30	135,000	0 18½	83,250	0 32	144,000	0 27	121,500	8
2 65	209,350	1 00	79,000	0 61	48,190	0 50	39,500	0 90	71,100	9
0 25	86,750	0 20	69,400	0 15	52,050	0 10	34,700	0 20	69,400	10
0 75	6,750	0 60	5,400	0 75	6,750	0 75	6,750	0 60	5,400	11
17,000 00	17,000	20,000 00	20,000	25,000 00	25,000	15,000 00	15,000	10,000 00	10,000	12
3,000 00	3,000	10,000 00	10,000	30,000 00	30,000	10,000 00	10,000	10,000 00	10,000	13
5 50	22,000	6 50	26,000	7 00	28,000	4 75	19,000	5 50	22,000	14
45 00	4,500	50 00	5,000	60 00	6,000	50 00	5,000	50 00	5,000	15
75 00	750	60 00	600	60 00	600	60 00	600	65 00	650	16
50 00	750	60 00	900	50 00	750	60 00	900	50 00	750	17
25 00	1,750	40 00	2,800	30 00	2,100	40 00	2,800	35 00	2,450	18
50 00	500	55 00	550	75 00	750	60 00	600	50 00	500	19
25 00	1,250	25 00	1,250	25 00	1,250	25 00	1,250	25 00	1,250	20
0 10	500	0 10	500	0 07	350	0 08	400	0 08	400	21
0 12	1,200	0 10	1,000	0 15	1,500	0 15	1,500	0 08	800	22
0 07	700	0 06	600	0 07	700	0 04	400	0 08	800	23
0 06	900	0 06	900	0 05	750	0 05	750	0 04	600	24
60 00	6,000	50 00	5,000	80 00	8,000	35 00	3,500	40 00	4,000	25
65 00	5,200	75 00	6,000	120 00	9,600	50 00	4,000	45 00	3,600	26
5 50	55,000	8 00	80,000	8 75	87,500	9 45	94,500	7 00	70,000	27
5 50	159,500	7 50	217,500	8 25	239,250	7 25	210,250	6 50	188,500	28
0 75	14,250	1 50	28,500	0 75	14,250	1 25	23,750	0 75	14,250	29
0 25	7,000	0 30	8,400	0 15	4,200	0 10	2,800	0 20	5,600	30
15 00	1,500	25 00	2,500	15 00	1,500	10 00	1,000	15 00	1,500	31
12 00	1,200	20 00	2,000	10 00	1,000	6 00	600	10 00	1,000	32
6 00	3,000	3 00	1,500	0 75	375	6 50	3,250	6 00	3,000	33
0 75	1,875	1 50	3,750	0 50	1,250	1 00	2,500	0 75	1,875	34
0 90	1,350	1 50	2,250	0 75	1,125	1 00	1,500	0 75	1,125	35
4 25	20,400	2 50	12,000	2 25	10,800	4 00	19,200	2 50	12,000	36
500 00	500	500 00	500	1,000 00	1,000	500 00	500	1,500 00	1,500	37
500 00	500	300 00	300	400 00	400	500 00	500	500 00	500	38
80 00	3,520	70 00	3,080	125 00	5,500	120 00	5,280	70 00	3,080	39
55 00	4,950	60 00	5,400	100 00	9,000	80 00	7,200	60 00	5,400	40
0 10	8,000	0 08	6,400	0 15	12,000	0 08	6,400	0 09	7,200	41
0 10	1,000	0 08	800	0 10	1,000	0 08	800	0 09	900	42
0 12	600	0 08	400	0 12	600	0 08	400	0 10	500	43
0 08	6,400	0 10	8,000	0 04	3,200	0 07	5,600	0 06	4,800	44

ST. LAWRENCE CANALS

Number of Item.	DESCRIPTION OF ITEM.	
45	Cast iron in balast bars	Per lb.
46	Brass in bearings, fitted in place	"
47	Crane chain, best quality, $\frac{3}{4}$ inch	"
48	Dowels of white oak, in place	Each.
49	Keys of white oak, in place	"
50	Painting gates	Per pair.
SLUICE AND WEIR GATES.		
51	White oak planks and timber in gates and frames, &c., in place	Per M. ft., B.M.
52	British Columbia pine timber in gates and frames, &c., in place	"
53	Wrought iron in bolts, operating gear, rods, shafting, &c., in place	Per lb.
54	Cast iron in gates, bearings and operating gear, in place	"
55	Unwatering and cleaning out lock bottom to trim mitre sills, lay segment track and complete fittings in chain walls, construction and removal of small temporary dams and for other purposes	Bulk sum.
PROTECTION AND ENTRANCE PIERS.		
56	British Columbia pine timber, 12 x 12 inches, in superstructure of entrance piers from one foot below lowest water up	P. M. ft., B.M.
57	Pine timber, 12 x 12 inches, in ties and blocks, from one foot below lowest water up	"
58	Mixed timber, 12 x 12 inches, in sides and ends of entrance cribs below water	"
59	Mixed timber, 10-inch flatted, in ties and blocks below water	Per l. ft.
60	White oak timber, 12 x 5 inches to 12 x 12 inches, in superstructure of piers	Per M. ft., B.M.
61	Pine plank in puddle chamber of entrance cribs, jointed	"
62	Wrought iron in spikes and bolts	Per lb.
63	Pine planks in blocks	Per M. ft., B.M.
64	Stone filling in cribs	Per c. yd.
65	Labourers, for executing work not measured in any item paid for otherwise, including superintendence and use of all tools	Per day.
66	Carpenters, for executing work not measured in any item paid for otherwise, including superintendence and use of all tools	Per day.
67	Stone utters for executing work not measured in any item paid for otherwise, including superintendence and use of all tools	Per day.
68	Masons, for executing work not measured in any item paid for otherwise, including superintendence and use of all tools	Per day.
69	Drillers, for executing work not measured in any item paid for otherwise, including superintendence and use of all tools	Per day.
70	Foremen mechanic, for executing work not measured in any item paid for otherwise, including superintendence and use of all tools	Per day.
71	Foreman, earthwork, for executing work not measured in any other item paid for otherwise, including superintendence and use of all tools	Per day.
72	Horse, cart and driver, for executing work not measured in any item paid for otherwise, including superintendence and use of all tools	Per day.
73	Team, wagon and teamster, for executing work not measured in any item paid for otherwise, including superintendence and use of all tools	Per day.
74	Use of steam clam shell derrick for handling excavation with a clam-shell of 1 $\frac{1}{2}$ cubic yards capacity, with a reach of from 65 to 80 feet, for executing work not measured in any item paid for otherwise, including superintendence and use of all tools	Per hour.
75	Use of steam derrick for masons, of a lifting capacity of 3 cubic yards, for executing work not measured in any item paid for otherwise, including superintendence and use of all tools	Per hour.
76	Use of dredge of not less than 50 H. P., with a dipper of not less than 2 cubic yards capacity, for executing work not measured in any item paid for otherwise, including superintendence and use of all tools	Per hour.
77	Use of scows of 125 cubic yards capacity, for executing work not measured in any item paid for otherwise, including superintendence and use of all tools	Per hour.
78	Use of tug with 16-inch by 16-inch cylinder, and to carry a steam pressure of not less than 125 lbs., for executing work not measured in any item paid for otherwise, including superintendence and use of all tools	Per hour.
79	Use of steam centrifugal pump, with 6-inch to 9-inch discharge and power to lift from 22 to 25 feet, for executing work not measured in any item paid for otherwise, including superintendence and use of all tools	Per hour.
Totals		

NOTE.—All materials to be measured in the work.

St. Lawrence Canals—Iroquois Section.

—IROQUOIS SECTION—Continued.

Quantities.	Larkin & Sangster.		Andrew Onderdonk.		Canadian Construction Company.		R. Weddell & Co.		Number of Item.
	Rate.	Amount.	Rate.	Amount.	Rate.	Amount.	Rate.	Amount.	
	\$ cts.	\$	\$ cts.	\$	\$ cts.	\$	\$ cts.	\$	
10,000	0 04	400	0 04	400	0 05	500	0 05	500	45
1,000	0 40	400	0 50	500	0 45	450	0 50	500	46
4,000	0 10	400	0 15	600	0 05	200	0 08	320	47
2,000	0 08	160	0 05	100	0 08	160	0 10	200	48
1,000	0 20	200	0 30	300	0 12	120	0 10	100	49
3	125 00	375	75 00	225	50 00	150	500 00	1,500	50
6,000	80 00	480	75 00	450	80 00	480	80 00	480	51
6,000	65 00	390	75 00	450	75 00	450	100 00	600	52
18,000	0 06	1,080	0 06	1,080	0 08	1,440	0 15	2,700	53
12,000	0 06	720	0 05	600	0 06	720	0 08	960	54
.....	200 00	200	3,000 00	3,000	400 00	400	8,000 00	8,000	55
360,000	45 00	16,200	75 00	27,000	48 00	17,280	100 00	36,000	56
750,000	22 00	16,500	35 00	26,250	30 00	22,500	60 00	45,000	57
800,000	18 00	14,400	30 00	24,000	30 00	24,000	40 00	32,000	58
65,000	0 15	9,750	0 20	13,000	0 20	13,000	0 30	19,500	59
50,000	55 00	2,750	75 00	3,750	75 00	3,750	80 00	4,000	60
100,000	22 00	2,200	30 00	3,000	22 00	2,200	40 00	4,000	61
120,000	0 05	6,000	0 06	7,200	0 05	6,000	0 08	9,600	62
20,000	22 00	440	30 00	600	22 00	440	40 00	800	63
23,000	0 60	13,800	1 25	28,750	0 60	13,800	0 80	18,400	64
.....	1 75	1 75	1 60	2 00	65
.....	3 00	4 00	3 00	2 50	66
.....	4 00	4 00	4 00	3 50	67
.....	3 75	4 00	4 00	3 50	68
.....	2 00	3 00	2 50	2 50	69
.....	4 50	5 00	5 50	4 00	70
.....	3 00	5 00	4 00	4 00	71
.....	2 50	3 50	3 00	2 50	72
.....	3 50	5 00	5 00	3 50	73
.....	3 00	15 00	10 00	6 00	74
.....	1 60	10 00	3 00	4 00	75
.....	7 00	15 00	12 00	9 00	76
.....	0 75	2 50	2 00	3 00	77
.....	6 00	7 50	5 00	5 00	78
.....	3 00	10 00	3 00	5 00	79
.....	791,940	1,229,640	954,025	1,381,420

ST. LAWRENCE CANALS

Number of Item.	William Bucker.		Dawson & Symes.		Brown, Love & Ayimer.		McKinnon & Garland.	
	Rate.	Amount.	Rate.	Amount.	Rate.	Amount.	Rate.	Amount.
	\$ cts.	\$	\$ cts.	\$	\$ cts.	\$	\$ cts.	\$
45	0 07	700	0 05	500	0 03	300	0 03	300
46	0 50	500	0 40	400	0 40	400	0 50	500
47	0 15	600	0 08	320	0 08	320	0 05	200
48	0 10	200	0 03	60	0 10	200	0 10	200
49	0 10	100	0 25	250	0 50	500	0 10	100
50	100 00	300	100 00	300	100 00	300	80 00	240
51	79 00	420	55 00	330	100 00	600	100 00	600
52	60 00	360	55 00	330	100 00	600	90 00	540
53	0 09	1,020	0 15	2,700	0 11	1,980	0 10	1,800
54	0 07	840	0 10	1,200	0 08	960	0 07	840
55	5,000 00	5,000	500 00	500	2,000 00	2,000	1,500 00	1,500
56	45 00	16,200	42 00	15,120	45 00	16,200	60 00	21,600
57	35 00	26,250	30 00	22,500	25 00	18,750	35 00	26,250
58	25 00	20,000	25 00	20,000	20 00	16,000	22 50	18,000
59	0 25	16,250	0 18	11,700	0 14	9,100	0 20	13,000
60	40 00	2,000	52 00	2,600	70 00	3,500	100 00	5,000
61	35 00	3,500	27 00	2,700	30 00	3,000	30 00	3,000
62	0 07	8,400	0 05	6,000	0 05	6,000	0 03½	4,200
63	35 00	700	25 00	500	25 00	500	30 00	600
64	1 00	23,000	1 00	23,000	0 75	17,250	0 75	17,250
65	1 50		1 40		1 50		1 75	
66	2 50		2 25		2 50		3 00	
67	3 50		3 25		4 00		4 50	
68	3 00		3 25		4 00		4 50	
69	2 00		1 50		2 50		2 00	
70	2 50		4 00		4 00		5 00	
71	2 00		3 00		3 00		3 00	
72	2 50		2 00		3 00		3 00	
73	3 25		3 50		4 00		4 00	
74	5 00		5 00		5 00		12 00	
75	1 50		1 50		3 00		1 00	
76	5 00		10 00		10 00		12 00	
77	1 50		1 50		1 00		2 00	
78	2 50		5 00		5 00		5 00	
79	2 00		1 25		3 00		3 00	
		1,287,707		1,025,813		1,160,930		1,011,795

* Evidently an error.

St. Lawrence Canals—Iroquois Section.

—IROQUOIS SECTION—*Concluded.*

McNamee & Bickerdike.		M. J. Haney.		Jas. Bourque.		Wm. Davis & Son.		M. Cleveland.		Number of Item.
Rate.	Amount.	Rate.	Amount	Rate.	Amount	Rate.	Amount	Rate.	Amount.	
\$ cts.	\$	\$ cts.	\$	\$ cts.	\$	\$ cts.	\$	\$ cts.	\$	
0 04	400	0 03	300	0 04	400	0 03	300	0 03	300	45
0 45	450	0 40	400	0 60	600	0 40	400	0 50	500	46
0 09	360	0 06	240	0 08	320	0 08	320	0 07	280	47
0 09	180	0 05	100	0 10	200	0 05	100	0 05	100	48
0 20	200	0 25	250	1 00	1,000	0 40	400	0 10	100	49
225 00	675	75 00	225	200 00	600	100 00	300	100 00	300	50
80 00	480	70 00	420	125 00	950	100 00	600	60 00	360	51
55 00	330	60 00	360	90 00	540	75 00	450	60 00	360	52
0 10	1,800	0 08	1,440	0 15	2,700	0 08	1,440	0 09	1,620	53
0 08	960	0 08	960	0 04	480	0 08	960	0 06	720	54
500 00	500	2,500 00	2,500	2,000 00	2,000	150 00	150	500 00	500	55
40 00	14,400	50 00	18,000	45 00	16,200	40 00	14,400	40 00	14,400	56
23 00	17,250	30 00	22,500	30 00	22,500	27 00	20,250	40 00	30,000	57
17 00	13,600	*20 00	16,000	22 00	17,600	20 00	16,000	30 00	24,000	58
0 22	14,300	15 00	975,000	0 20	13,000	0 18	11,700	*25 00	1,625,000	59
50 00	2,500	55 00	2,750	50 00	2,500	60 00	3,000	50 00	2,500	60
28 00	2,800	20 00	2,000	20 00	2,000	30 00	3,000	25 00	2,500	61
0 08	9,600	0 06	7,200	0 06	7,200	0 04	4,800	0 06	7,200	62
23 00	460	20 00	400	20 00	400	30 00	600	25 00	500	63
0 65	14,950	0 50	11,500	0 60	13,800	0 80	18,400	0 75	17,250	64
1 50		1 75		1 25		1 50		1 50		65
2 50		3 00		1 75		2 00		2 25		66
3 50		4 00		2 50		4 00		4 00		67
3 50		4 00		2 50		4 00		4 00		68
2 75		3 00		1 50		2 00		2 00		69
3 50		4 00		2 00		5 00		4 50		70
3 50		3 00		2 00		4 00		3 00		71
2 75		2 50		1 75		2 25		2 50		72
3 75		4 00		2 50		4 00		4 00		73
2 50		5 00		2 50		2 00		2 00		74
2 00		5 00		1 25		1 00		0 50		75
10 00		10 00		5 00		7 50		10 00		76
0 50		2 00		0 50		0 50		0 50		77
3 00		5 00		1 50		4 00		2 00		78
1 50		2 00		1 50		2 00		0 50		79
	1,022,565		1,886,425		861,470		839,437		2,455,770	

RETURN

(71e)

To an ORDER OF THE HOUSE OF COMMONS dated the 7th June, 1897, for a statement of all tenders opened the 24th day of April, 1897, for works on the Cardinal section, Galops Canal, showing the prices of different tenderers for each item and the approximate quantities upon which the tenders were extended, also the lump sum of each tender.

By order.

R. W. SCOTT,
Secretary of State.

ST. LAWRENCE CANALS—CARDINAL SECTION—NORTH LINE.

No. of item.	DESCRIPTION OF ITEM.	Quantities.	Canadian Construction Company.	
			Rate.	Amount.
			\$ cts.	\$ cts.
1	Clearing and grubbing, including removal of fences, telegraph poles, &c.	Per acre. 10	20 00	200 00
2	Grading road north and south of Deep Cut	Per 100 l. ft. 70	100 00	7,000 00
3	Fencing, including gates where required	" 70	9 00	630 00
4	Earth excavation from bottom of canal 21 + 50 to level of berme 43 + 00, including dredging seat for new embankment Gates's and Glasford's Bays, cutting through old cribwork and tow-path east and west of Lock No. 26, where directed; also all other materials, except solid rock and boulders, measuring $\frac{1}{2}$ of a cubic yard and over, as specified	Per c. yd. 900,000	0 35	315,000 00
5	Rock excavation from bottom of canal to level of berme, including boulders measuring $\frac{1}{2}$ of a cubic yard and over, as specified	" 20,000	2 00	40,000 00
6	Earth excavation from level of berme 43 — 00 to surface of ground, price for which is to include the cost of removal of all old buildings and all other materials, except solid rock and boulders measuring $\frac{1}{2}$ of a cubic yard and over, as specified	" 1,630,000	0 31	505,300 00
7	Rock excavation from level of berme to surface of ground, including boulders measuring $\frac{1}{2}$ of a cubic yard and over, as specified	" 30,000	1 00	30,000 00
8	Embankment, viz. :—For making, raising, widening and forming canal banks to standard dimensions, as specified, of earth and rock or any kind of selected material from prism excavation used as directed by the engineer, in addition to the price paid for excavation	" 273,000	0 20	54,600 00
9	Puddle, including getting, transporting and putting in place, as specified	" 3,000	1 00	3,000 00
10	Cutting bench in slopes for stone protection to banks	Per l. ft. 28,000	0 12	3,360 00
11	Providing and placing stone protection on slopes of banks	Per c. yd. 19,000	1 90	36,100 00
12	Quarry waste in revetment work, road or wherever required	" 21,000	1 35	28,350 00
13	Broken stone or gravel in blinding quarry waste, where required	" 1,000	1 25	1,250 00
14	Pitched stone facing to slopes, including steps, as specified	" 24,000	5 50	132,000 00
15	Sodding, including preparing face of slopes, as specified	Per supf. yd. 40,000	0 25	10,000 00
16	Mixed timber, 12 x 12 inches, in cribwork revetment at foot of slope in deep cut, as specified	Per c. ft. 250,000	0 26	65,000 00
17	Mixed timber, 12 x 12 inches, in cribwork protection to new banks formed in river	" 270,000	0 30	81,000 00
18	British Columbia pine, 12 x 12 inches, in long lengths used in booms, levelling and finishing top course of cribwork, &c.	Per M. ft., B.M. 200,000	48 00	9,600 00
19	White oak timber, 12 x 5 inches to 12 x 12 inches	Per c. ft.	0 85	
20	Stone filling in river and revetment cribwork	Per c. yd. 69,000	1 10	66,000 00
21	Wrought iron in spikes, bolts, straps, &c	Per lb. 235,000	0 05	11,750 00
22	Pine timber, 12 x 12 inches, in foundations	Per c. ft. 1,000	0 38	380 00
23	Pine plank in foundations	Per M. ft., B.M. 5,000	22 00	110 00
24	Concrete, Portland cement	Per c. yd. 100	7 00	700 00
25	Pressed spike in foundations	Per lb. 200	0 05	10 00
26	Pick-faced masonry in regular courses in piers and abutments, laid in Portland cement	Per c. yd. 1,000	13 90	13,000 00
27	Cut stone faced masonry in regular courses in piers and abutments, laid in Portland cement	" 100	12 00	1,200 00
28	Broken coursed masonry in revetment wall on cribs including steps, laid in Portland cement	" 8,000	7 50	60,000 00

St. Lawrence Canals—Cardinal Section.

ST. LAWRENCE CANALS—CARDINAL SECTION—NORTH LINE—Continued.

M. A. Cleveland.		William Davis & Sons.		McKinnon & Garland.		O'Neill & Ferguson.		No. of item.
Rate.	Amount.	Rate.	Amount.	Rate.	Amount.	Rate.	Amount.	
\$ cts.	\$ cts.	\$ cts.	\$ cts.	\$ cts.	\$ cts.	\$ cts.	\$ cts.	
50 00	500 00	10 00	100 00	25 00	250 00	40 00	400 00	1
45 00	3,150 00	10 00	700 00	15 00	1,050 00	5 00	350 00	2
10 00	700 00	16 00	1,120 00	12 50	875 00	17 50	1,225 00	3
0 45	405,000 00	0 24 $\frac{3}{4}$	222,750 00	0 29 $\frac{3}{4}$	267,750 00	0 36	324,000 00	4
3 50	70,000 00	2 00	40,000 00	3 00	60,000 00	2 00	40,000 00	5
0 45	733,526 00	0 19 $\frac{1}{2}$	313,775 00	0 23	374,900 00	0 25	407,500 00	6
1 00	30,000 00	0 25	7,500 00	1 75	52,500 00	1 00	30,000 00	7
0 20	54,600 00	0 10	27,300 00	0 15	40,950 00	0 18	49,140 00	8
0 60	1,800 00	0 50	1,500 00	0 70	2,100 00	0 70	2,100 00	9
0 15	4,200 00	0 10	2,800 00	0 15	4,200 00	0 20	5,600 00	10
1 00	19,000 00	1 50	28,500 00	1 10	20,900 00	1 50	28,500 00	11
0 75	15,750 00	1 50	36,500 00	1 10	23,100 00	1 50	31,500 00	12
0 75	750 00	1 50	1,500 00	1 10	1,100 00	1 50	1,500 00	13
4 00	96,000 00	4 50	108,000 00	4 50	108,000 00	5 50	132,000 00	14
0 15	6,000 00	0 10	4,000 00	0 10	4,000 00	0 15	6,000 00	15
0 30	75,000 00	0 23	57,500 00	0 25	62,500 00	0 29	72,500 00	16
0 35	94,500 00	0 23	62,100 00	0 23	62,100 00	0 29	78,300 00	17
50 00	10,000 00	34 00	68,000 00	50 00	10,000 00	55 00	11,000 00	18
0 60	1 00	1 00	0 80	19
1 00	60,000 00	0 70	42,000 00	0 80	48,000 00	0 85	51,000 00	20
0 06	14,100 00	0 04 $\frac{1}{2}$	10,575 00	0 03 $\frac{1}{2}$	8,225 00	0 06	14,100 00	21
0 40	400 00	0 50	500 00	0 35	350 00	0 40	400 00	22
25 00	125 00	50 00	250 00	20 00	100 00	30 00	150 00	23
7 00	700 00	7 00	700 00	6 50	650 00	10 00	1,000 00	24
0 04	8 00	0 20	40 00	0 03 $\frac{1}{2}$	7 00	0 05	10 00	25
12 00	12,000 00	12 50	12,500 00	15 00	15,000 00	10 50	10,500 00	26
13 00	1,300 00	18 00	1,800 00	25 00	2,500 00	12 00	1,200 00	27
6 00	49,000 00	9 00	72,000 00	7 00	56,000 00	7 25	58,000 00	28

ST. LAWRENCE CANALS—CARDINAL SECTION—NORTH LINE—Continued.

No. of item.	Hugh Ryan & Co.		Andrew Onderdonk.		Bickerdike, McNamee & Co.		Weddell, McAuliffe & Co.	
	Rate.	Amount.	Rate.	Amount.	Rate.	Amount.	Rate.	Amount.
	\$ cts.	\$ cts.	\$ cts.	\$ cts.	\$ cts.	\$ cts.	\$ cts.	\$ cts.
1	30 00	300 00	50 00	500 00	50 00	500 00	150 00	1,500 00
2	30 00	2,100 00	50 00	3,500 00	30 00	2,100 00	50 00	3,500 00
3	9 00	630 00	15 00	1,050 00	15 50	1,085 00	25 00	1,750 00
4	0 40	360,000 00	0 36	324,000 00	0 33	297,000 00	0 39	351,000 00
5	2 75	55,000 00	0 75	15,000 00	1 50	30,000 00	2 94	58,800 00
6	0 35	570,500 00	0 34	554,200 00	0 33	537,900 00	0 31	505,300 00
7	1 00	30,000 00	0 75	22,500 00	1 25	37,500 00	2 94	88,200 00
8	0 15	40,950 00	0 28	76,440 00	0 25	68,250 00	0 29	79,170 00
9	1 00	3,000 00	0 60	1,800 00	0 75	2,250 00	0 79	2,370 00
10	0 25	7,000 00	0 40	11,200 00	0 40	11,200 00	0 19	5,320 00
11	2 50	47,500 00	1 50	28,500 00	1 25	23,750 00	1 29	24,510 00
12	1 50	31,500 00	1 50	31,500 00	1 25	26,250 00	1 49	31,290 00
13	1 50	1,500 00	1 50	1,500 00	0 90	900 00	1 49	1,490 00
14	4 00	96,000 00	3 50	84,000 00	6 25	150,000 00	7 00	168,000 00
15	0 20	8,000 00	0 20	8,000 00	0 09	3,600 00	0 20	8,000 00
16	0 26	65,000 00	0 25	62,500 00	0 23	57,500 00	0 40	100,000 00
17	0 26	70,200 00	0 25	67,500 00	0 23	62,100 00	0 40	108,000 00
18	50 00	10,000 00	75 00	15,000 00	37 50	7,500 00	97 00	19,400 00
19	0 60	6,000 00	1 50	15,000 00	0 75	7,500 00	0 90	9,000 00
20	1 00	60,000 00	1 25	75,000 00	0 50	30,000 00	1 00	60,000 00
21	0 06	14,100 00	0 06	14,100 00	0 08	18,800 00	0 08	18,800 00
22	0 44	440 00	0 50	500 00	0 30	300 00	0 49	490 00
23	25 00	125 00	30 00	150 00	25 00	125 00	35 00	175 00
24	7 50	750 00	8 00	800 00	5 75	575 00	6 49	649 00
25	0 06	12 00	0 06	12 00	0 08	16 00	0 06	12 00
26	9 00	9,000 00	14 00	14,000 00	12 00	12,000 00	15 00	15,000 00
27	12 00	1,200 00	14 00	1,400 00	15 00	1,500 00	17 00	1,700 00
28	6 00	48,000 00	6 00	48,000 00	7 00	56,000 00	7 00	6 000

St. Lawrence Canals—Cardinal Section.

ST. LAWRENCE CANALS—CARDINAL SECTION—NORTH LINE—Continued.

No. of item.	DESCRIPTION OF ITEM.	Quantities.	Canadian Construction Company.	
			Rate.	Amount.
			\$ cts.	\$ cts.
29	Unwatering section	Bulk sum.	20,000 00	20,000 00
30	Foreman, earthwork, for executing work not measured in any item paid for otherwise, including superintendence and use of all tools . . .	Per day.	3 50	
31	Labourers, for executing work not measured in any item paid for otherwise, including superintendence and use of all tools	"	1 60	
32	Foreman carpenter, for executing work not measured in any item paid for otherwise, including superintendence and use of all tools	"	4 50	
33	Carpenters, for executing work not measured in any item paid for otherwise, including superintendence and use of all tools	"	3 00	
34	Foreman blacksmith, for executing work not measured in any item paid for otherwise, including superintendence and use of all tools	"	5 00	
35	Blacksmiths, for executing work not measured in any item paid for otherwise, including superintendence and use of all tools	"	3 50	
36	Foreman mason, for executing work not measured in any item paid for otherwise, including superintendence and use of all tools	"	5 00	
37	Masons, for executing work not measured in any item paid for otherwise, including superintendence and use of all tools	"	4 25	
38	Foreman stonecutter, for executing work not measured in any item paid for otherwise, including superintendence and use of all tools	"	5 00	
39	Stonecutters, for executing work not measured in any item paid for otherwise, including superintendence and use of all tools	"	4 25	
40	Horse, cart and driver, for executing work not measured in any item paid for otherwise, including superintendence and use of all tools	"	2 75	
41	Team, wagon and teamster, for executing work not measured in any item paid for otherwise, including superintendence and use of all tools	"	5 00	
42	Use of steam clamshell derrick for handling excavation, with a clamshell of 1½ cubic yards with a reach of 65 to 80 feet, executing work not measured in any item paid for otherwise, including superintendence and use of all tools . . .	Per hour.	5 00	
43	Use of a steam derrick for masons of a lifting capacity of 3 cubic yards, for excavating, &c.	"	4 00	
44	Use of dredge of not less than 50 h. p., with a dipper of not less than 2 cubic yards capacity, for executing work not measured in any item paid for otherwise, including superintendence and use of all tools	"	12 00	
45	Use of scow of 125 cubic yards capacity, for excavating, &c.	"	2 00	
46	Use of tug with 16 x 16-inch cylinder and to carry a pressure of not less than 125 lbs. for executing work not measured in any item paid for otherwise, including superintendence and use of all tools	"	5 50	
47	Use of steam centrifugal pump, with 6 to 9 inches discharge and power to lift from 22 to 25 feet, for executing work not measured in any item paid for otherwise, including superintendence and use of all tools	"	2 50	
	Total			1,495,540 00

ST. LAWRENCE CANALS—CARDINAL SECTION—NORTH LINE—Continued.

M. A. Cleveland.		William Davis & Sons.		McKinnon & Garland.		O'Neill & Ferguson.		No. of item.
Rate.	Amount.	Rate.	Amount.	Rate.	Amount.	Rate.	Amount.	
\$ cts.	\$ cts.	\$ cts.	\$ cts.	\$ cts.	\$ cts.	\$ cts.	\$ cts.	
10,000 00	10,000 00	4,000 00	4,000 00	10,000 00	10,000 00	7,000 00	7,000 00	29
3 00	4 00	3 50	3 00	30
1 50	1 50	1 75	1 30	31
3 00	4 00	4 00	3 00	32
2 25	2 00	2 50	2 00	33
3 50	4 00	3 50	3 00	34
2 25	6 00	2 50	2 00	35
4 50	5 00	5 00	3 50	36
4 00	4 00	4 00	3 00	37
4 50	5 00	5 00	3 50	38
4 60	4 00	4 50	3 00	39
2 50	2 25	2 50	2 00	40
4 00	4 00	4 00	3 25	41
2 00	2 00	10 00	2 50	42
0 50	1 00	3 00	1 50	43
10 00	7 50	12 00	12 00	44
0 50	0 50	2 00	0 75	45
2 00	4 00	5 00	3 00	46
0 50	2 00	4 00	1 00	47
.....	1,767,109 00	1,128,010 00	1,237,107 00	1,364,975 00	

St. Lawrence Canals—Cardinal Section.

ST. LAWRENCE CANALS—CARDINAL SECTION—NORTH LINE—*Concluded.*

No. of item.	Hugh Ryan & Co.		Andrew Onderdonk.		Bickerdike, McNamee & Co.		Weddell, McAuliffe & Co.	
	Rate.	Amount.	Rate.	Amount.	Rate.	Amount.	Rate.	Amount.
	\$ cts.	\$ cts.	\$ cts.	\$ cts.	\$ cts.	\$ cts.	\$ cts.	\$ cts.
29	25,000 00	25,000 00	10,000 00	10,000 00	4,000 00	4,000 00	15,000 00	15,000 00
30	3 00	5 00	3 50	3 50
31	1 75	1 75	1 50	1 75
32	4 00	5 00	3 50	3 50
33	3 00	4 00	2 50	2 50
34	4 00	5 00	3 50	4 00
35	3 00	4 00	3 00	3 00
36	4 50	5 00	4 50	5 00
37	4 00	4 00	3 50	4 00
38	4 50	5 00	5 00	5 00
39	4 00	4 00	3 50	4 00
40	2 50	3 50	3 00	3 00
41	4 00	5 00	3 75	4 00
42	8 00	15 00	4 00	6 00
43	5 00	10 00	2 00	4 00
44	10 00	15 00	10 00	12 00
45	1 00	2 50	0 50	2 00
46	5 00	7 50	2 50	6 00
47	5 00	10 00	1 50	6 00
	1,557,807 00	1,472,652 00	1,442,701 00	1,725,426 00

RETURN

(76)

To an ORDER of the HOUSE OF COMMONS, dated the 3rd of May, 1897, for copies of all correspondence and other documents relating to the creation of post office inspectorships at Stratford, Barrie and Kingston and the appointment of inspectors and other officials connected with such inspectorships. 2. The number of employees connected with each such office and the salaries paid, and all other expenses of each office.

By order.

R. W. SCOTT,
Secretary of State.

The Kingston postal division, organized under imperial control, was placed under provincial control in 1851, with Mr. H. A. Wicksteed as inspector.

COPY of a report of a committee of the honourable the Privy Council, approved by His Excellency the Governor General in Council on the 26th May, 1876.

On the recommendation of the honourable the postmaster general and for the reasons given in his report, the committee advise that a new postal district be created in the province of Ontario, and that in order to set apart such new postal district the limits of the postal divisions in Ontario be re-adjusted as follows:—

* * * * *

The division of Toronto East to consist of the counties of York, Cardwell, Simcoe, Grey, Ontario, Muskoka, Victoria and Durham.

The Kingston division to include the counties of Peterborough, Hastings except the townships of Jones, Robinson and Bangor, Northumberland, Prince Edward, Lennox, Addington, Frontenac, Leeds and Grenville.

* * * * *

They further recommend that Mr. Daniel Spry, of Toronto, be appointed a post office inspector for duty in the postal district of East Toronto at a salary of \$2200 per annum, and that Mr. Sweetnam, the present inspector for the postal district of Toronto, be assigned to the postal district of West Toronto.

Certified.

W. A. HIMSWORTH,
Clerk of the Privy Council.

GOVERNMENT HOUSE, OTTAWA,
MONDAY, 3rd January, 1887.

Present :

His Excellency the Governor General in Council.

On the recommendation of the postmaster general, His Excellency in Council has been pleased to constitute and establish and does hereby constitute and establish two new post office inspectors' divisions, to be called, respectively, the Stratford

division, in the province of Ontario, and the Sherbrooke division, in the province of Quebec, and that the said divisions be composed as follows:—

The Stratford division, in the province of Ontario, to consist of the counties of Perth (South Riding) and Huron, and the townships of North and South Easthope, in the county of Oxford, to be detached from the London division; the counties of Perth (North Riding), Wellington and Waterloo to be taken from the Toronto division, and the counties of Bruce, Grey (South Riding) and Grey (North Riding) to be withdrawn from the Barrie division.

* * * * *

JOHN J. MCGEE,
Clerk of the Privy Council.

CERTIFIED EXTRACT from the Minutes of a Meeting of the Treasury Board, held on the 5th January, 1887, approved by His Excellency the Governor General in Council on the 27th January, 1887.

Post Office.

That Mr. Henry Glassford Hopkirk, a clerk of the 1st class in the inside service of the Post Office Department, and who has been upwards of 20 years in the service of said department, be appointed inspector of the Stratford postal division, to date from 1st February, 1887, at \$2,200 per annum, being the salary of an inspector of the 2nd class post office divisions after 10 years' service.

JOHN J. MCGEE,
Clerk of the Privy Council.

GOVERNMENT HOUSE, OTTAWA,
SATURDAY, 15th day of November, 1879.

Present:

His Excellency the Governor General in Council.

On the recommendation of the honourable the postmaster general, His Excellency in Council has been pleased to constitute and establish the following post office inspector's division, viz:—the post office inspector's division now known as East Toronto division to be changed to the Barrie division with headquarters at Barrie.

The Barrie division to consist of the counties of Bruce, Grey, Simcoe, Victoria, Muskoka, and the Georgian Bay portion of the Algoma district, together with the townships of Mono and Adjala, in the county of Cardwell, East and North Gwillimbury and Georgina, in the county of York, and the county of Ontario, except the townships of Reach, Uxbridge, Pickering and Whitby.

* * * * *

J. O. COTÉ,
Assistant Clerk.

Inspectorships at Stratford, Barrie and Kingston.

STATEMENT showing the names of employees connected with the post office inspectors' offices at Barrie, Stratford and Kingston, respectively.

Name and Rank.	Salary.
BARRIE INSPECTOR'S OFFICE.	
A. Jones, inspector....	\$ 2,000
J. Henderson, assistant inspector.....	1,600
J. Powell, 2nd class clerk.....	1,200
J. Ward, do	1,150
T. R. Boys, 3rd class clerk.....	800
D. Murchison, do	600

STRATFORD INSPECTOR'S OFFICE.	
H. G. Hopkirk, inspector	\$ 2,200
D. Maloney, assistant inspector.....	1,550
J. Yorick, 1st class clerk.....	1,200
D. A. Bruce, 2nd class clerk	1,050
C. M. B. Lawrence, do	950
W. S. Watson, 3rd class clerk.....	720
M. A. Macfarlane do	560
F. C. Clark, messenger	480

KINGSTON INSPECTOR'S OFFICE.	
H. Merrick, inspector.....	\$ 2,000
P. H. Macarow, assistant inspector.....	1,450
J. E. Hopkirk, 1st class clerk.....	1,250
J. C. Strange, 2nd class clerk.....	1,200
H. F. Wilmot, do	1,100
W. J. O'Reilly, 3rd class clerk	790

REPORT

(77)

Of Major General Cameron on the proposed convention in reference to a portion of the Alaskan boundary, and memorandum thereon.

NOTE.—The following Memorandum is laid on the Table of the House of Commons at the request of the Honourable Sir Charles Tupper.

MEMORANDUM on the extract from a Report of the Committee of the Honourable the Privy Council of Canada referring to the Alaskan boundary and approved of by His Excellency on the 23rd January, 1897.

The apparent intention of the committee was to deal only with that part of the international boundary line which, under the Russo-British convention of 1825, coincides with a part of the meridian of the 141st W. longitude from Greenwich.

To enable the commissioners, surveyors, astronomers and assistants, for the appointment of whom the committee provide, to enter on the marking of the line—it was essential that its southernmost extremity should be indicated.

The Russo-British convention (Art. III), thus describes the occurrence of the southernmost extremity in question :—

* * * ; from this last mentioned point, the line of demarcation shall follow the crest of the mountains situated parallelly to the coast, to intersection with the 141st degree of west longitude from Greenwich; and finally, from the said point of intersection, the said meridian line of the 141st degree, in its prolongation as far as the frozen ocean, shall form the limit, * * *

Thus the Russo-British treaty defines the location of the southernmost point of the part of the line dealt with by the committee of the Privy Council, as depending on the location of another portion of the line: and it makes provision also to meet the possibility of the non-occurrence of mountains near the coast, by declaring that wherever the crest of the nearest mountain happens to be "more than ten marine leagues from the ocean" the boundary shall conform to the windings of the coast, but in such manner as never to exceed ten marine leagues from it.

While therefore in the absence, etc., the Russo-British treaty does not—in the absence of the prior demarcation of the line, upon the location of which the southernmost point of the meridional boundary line depends, furnish means by which the boundary commissioners might certainly know how far south their work should begin, it nevertheless furnishes limiting data of importance. It stipulates that the point in question is on the meridian line of 141° west longitude; and not under any circumstances farther from the ocean than ten marine leagues.

It is understood that a convention in accord with the proposal of the committee of council has progressed so far towards ratification, that it has been submitted to the United States Senate with the result of its having been approved by the Senate, subject, however, to an additional provision specially directed to guard United States interests.

It is of great importance to Canadian interests to consider without delay what may be the effect of the way in which the committee of the council has dealt with the question as to the southernmost point at which the meridian of 141° west longitude is on the international boundary.

In the preamble of the convention submitted by the committee of Council and approved by His Excellency on the 23rd January, 1897, it is stated :

"Whereas * * * the most northerly part of the boundary line * * * as established by the prior convention between Russia and Great Britain of February 26 (16) [sic: but should be 28 (16)], 1825 is defined as following the 141st degree of longitude west from Greenwich, beginning at the point of intersection of the said 141st degree of west longitude with a certain line drawn parallel with the coast, and thence continuing from the said point of intersection upon the said meridian of the 141st degree in its prolongation as far as the frozen ocean.

"And whereas the location of said meridian of the 141st degree of west longitude between the terminal points thereof defined in said treaties, is dependent upon the scientific ascertainment of convenient points along the said meridian and the survey of the country intermediate between such points, involving no question of interpretation of the aforesaid treaties, but merely the determination of such points and their connecting lines by the ordinary process of observation and survey conducted by competent astronomers, engineers and surveyors.

"And whereas, such determination has not hitherto been made by a joint survey * * * to give complete effect to said treaties * * * "The United States of America and Her Majesty the Queen of the United Kingdom of Great Britain and Ireland * * * have resolved to conclude a convention to that end * * * have appointed * * * plenipotentiaries * * * who have agreed to and concluded the following articles.

Article I.

"Each government shall appoint one commissioner with whom may be associated such surveyor, astronomer and other assistants as each government may elect.

"The commissioners shall at as early a period as practicable proceed to trace and mark under their joint direction, and by joint operations in the field, so much of the 141st meridian of west longitude as is necessary to be defined for the purpose of determining the exact limits of the territory ceded to the United States by the treaty between the United States and Russia of 30th March, 1867.

"Inasmuch as the summit of Mount St. Elias, although not ascertained to lie in fact upon said 141st meridian, is so nearly co-incident therewith that it may conveniently be taken as a visible land mark whereby the initial part of said meridian shall be established—it is agreed that the commissioners, should they conclude that it is advisable to do so, may deflect the most southerly portion of said line so as to make the same range with the summit of Mount St. Elias, such deflection not to extend more than twenty geographical miles northwardly from the initial point.

Article III.

"The location of the 141st meridian as determined hereunder shall be marked by intervisible objects, natural or artificial, at such distances apart as the commissioners shall agree upon, and by such additional marks as they shall deem necessary, and the line, when and where thus marked, in whole or in part, shall be deemed to permanently define, for all international purposes, the 141st meridian mentioned in the treaty of 30th March, 1867, between the United States and Russia, and in the treaty of February 26 (16), [sic: but should be 28 (16)], 1825, between Great Britain and Russia.

"The location of the marks shall be described by such views, maps and other means as the commissioners shall decide upon, and duplicate records of these descriptions shall be attested by the commissioners jointly, and be by them deposited with their respective governments, together with their final report hereinafter mentioned."

The foregoing extracts include all—even including indirect—references made to the southernmost point of the meridional boundary line in the convention submitted by the committee of Council.

Alaskan Boundary.

Nowhere is any indication given of a guide whereby the commissioners may recognize the southernmost point to which the meridional boundary line may extend.

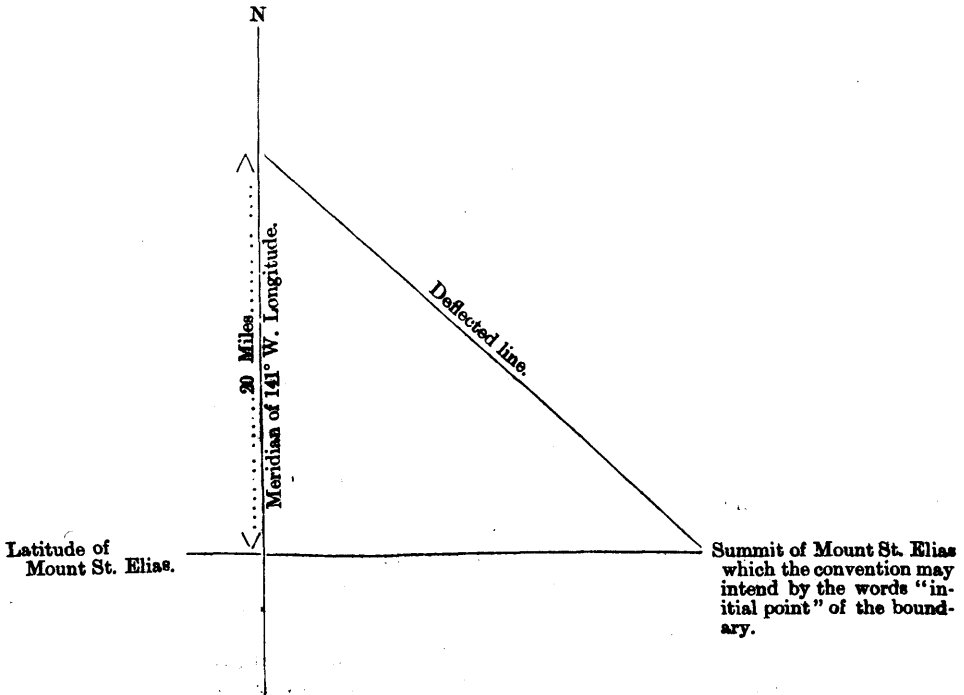
Yet it is declared that the line, as marked, in whole or in part, "shall be deemed to permanently define, for all international purposes, the 141st meridian mentioned in the treaty of February 28 (16), 1825, between Great Britain and Russia."

It is believed that the peak referred to in the proposed convention as the summit of Mount St. Elias, is well within Canadian territory under the provisions of the Russo-British convention of 1825, that it is both more than 30 marine miles from the coast, and considerably to the east of the 141° west longitude; but the mountain has not been surveyed, it cannot even be asserted that the peak apparently highest, as viewed from the coast, is really the highest or summit, and the distance between the meridian of 141° west longitude and the summit, is admittedly unknown to the authors of the convention.

It is consequently quite impracticable to calculate what extent of territory may be involved in the discretionary deflection of the line.

And the wording of the passage of the convention dealing with the deflection of the line is so imperfect that even were the latitude and longitude of the summit of Mount St. Elias known exactly, as well as the latitude of the point at which the coast boundary line of the treaty of 1825 intersects the meridian of 141° west longitude, it would still be impossible to make out with any certainty what cession of territory would be involved.

There is some ground for supposing that the authors of the convention intended it to be understood that the summit of Mount St. Elias should, at the discretion of the commissioners, be accepted as the initial or southernmost point of the line now to be marked, and that thence the line should be run in some northwesterly direction to meet the meridian of the 141° west longitude at any point not exceeding 20 miles of latitude further north than the summit of the mountain.



On the other hand the convention, strictly interpreted says, and may be intended to say that the 20 miles are to be the maximum length of the deflected line.

But in this case it is manifest that if there be a greater distance than 20 miles between the summit of Mount St. Elias and the meridian of 141 degrees west longitude, it would be impossible to draw any line of only 20 miles in length from the meridian to the summit of Mount St. Elias.

It is in fact probable that the meridian is very much more than 20 miles from the summit of the mountain.

Again the "initial point" of the meridional boundary line (*i. e.* its southernmost point) as defined by the treaty of 1825, may be found to be more south than the summit of the mountain; it is, indeed, supposed to be so.

In these last two cases it would altogether depend upon the necessary consequent deflection of the line subsequently to be continued south-easterly from its course as prescribed in the treaty of 1825, how much territory would be transferred from Canada to the United States.

It may generally be stated that the discretionary power accorded to the commissioners with regard to deflecting the line, must be inoperative if the summit of Mount St. Elias be more than 20 miles from the meridian of 141 degrees west longitude, also inoperative if the initial point whence the line is to be traced, be not consistent with the tracing of the coast strip boundary so as to connect with it when hereafter marked in conformity with the treaty stipulations governing the coast-strip boundary. But it would have been proper to guard against the commissioners overlooking this point by special reference to it in the convention.

Consistency would be absent too in any case in which, the summit being more than 30 miles from the ocean, the deflected line was drawn to the summit.

In one and the same paragraph of the convention occur the following uses of the word "initial," "it" *i. e.* the summit of Mount St. Elias, "may conveniently be taken as a visible land mark whereby the initial part of the said meridian shall be established" and "such deflection not to extend more than 20 geographical miles northwardly from the initial point."

By all means, if the astronomers can derive any assistance in determining the location of a meridian line from the occurrence of a mountain within 20 miles of the meridian, let them take every advantage of the opportunity offered by the summit of Mount St. Elias in aiding them to determine 141 degrees of west longitude.

Yet it was scarcely necessary to sanction their having recourse to aid from the summit of Mount St. Elias. The assumption, without formal expression of sanction, that they may use any method recognized as likely to ensure accuracy.

The statement in the proposed convention to the effect that inasmuch as the summit of Mount St. Elias may be conveniently used for the purpose of establishing the meridian line of 141 degrees west, it is agreed that a line connecting the summit with the meridian may be taken as part of the treaty boundary line is a puerile suggestion. One may imagine the bearing of some well defined point, conspicuous by elevation against a clear back ground being especially useful as a means of discovering some other less conspicuously located mark; and, it can be well understood that the astronomers and surveyors of the northern Alaskan boundary in making records of the location of the boundary marks provided for in the convention will not fail to take advantage of the summit of Mount St. Elias, if available, as well as of other prominent features.

But having made this use of the summit for the purpose of record, there cannot well be any other benefit derived by deflecting the line to the summit.

The object sought in marking the line is to enable inhabitants and authorities to readily determine when they pass from one country into the other.

It is required that the marks shall be placed so as to be visible along the line, each mark visible from its neighbouring one. Further the marks on the meridian line appear to be accurately aligned one beyond the other.

It cannot be reasonably urged that diverting this straight line of marks to some other, even conspicuous, point out of the line can add to the practical advantages of the marking.

Alaskan Boundary.

There would appear to be no valid reason whatever for the provision in the proposed convention for giving discretionary power to the commissioners to vary the meridional boundary line by deflecting it to the summit of Mount St. Elias, and thus ceding territory to the United States, on the score of facilitating the demarcation, or of adding to the practical usefulness of the boundary line.

A straight boundary line, such as a meridian, is easier to recognize than any deflected line, by people on the spot.

An observer off the line, whether the meridian or the deflected part of it, cannot benefit by the knowledge that the summit of Mount St. Elias is in the prolongation of the deflected part.

The convention bears many signs of having been hastily drafted by an inexperienced person.

The lines of the typewritten copy are marginally numbered in pencil for reference in connection with the following notes:

Lines 3, 15, 44, 61, 66, 78, 86, 91, 97; the term "141st meridian" is used erroneously, instead of "meridian of 141° west longitude." Meridians are not numbered, because they are infinite in number. Degrees, limited to 360, are numbered.

3—6. "So much of the 141st meridian" to the end of the paragraph, should read "So much of the meridian of 141° west longitude from Greenwich as may be necessary for the visible definition of that part of the boundary between their respective possessions in North America, which is coincident with the said meridian."

The text would make it appear that the only international boundary in North America is the meridian line of 141° west longitude.

17. For "A certain line drawn parallel with the coast" should be substituted "A line defined, in the said treaty between Russia and Great Britain as following the crest of the mountains situated 'parallelly' to the coast, or where there may happen to be no mountains, then parallel to the windings of the coast, but never at more than ten marine leagues from the ocean.

The United States are understood to contend that the words "parallèle" and "parallèlement" in the Russo-British treaty must be interpreted as conveying precise mathematical parallelism. Hence the substitution of "parallelly" as the translation of "parallèlement," instead of parallel used in the proposed convention.

"The coast" referred to in the treaty is the ocean coast line. Any admission, even an indirect one, that the line where no mountains occur near the shore, should be drawn parallel, in a strict mathematical sense, to the water line, or that the treaty assumed there was a crest of mountains parallel to the shore, should be carefully avoided as likely to be subsequently seized upon by the United States claiming a strip everywhere 30 miles in breadth from salt water, including inlets.

57. The text of the proposed convention would authorize each of the governments to associate astronomers, surveyors and assistants at discretion, not merely with its own commissioner, but with the commissioner of the other government.

This cannot have been intended, nor should the word "associated" since it implies to share authority, have been used.

Consequently for "with whom may be associated such surveyors, astronomers and other assistants as each government may elect" substitute "and such surveyors, astronomers, and assistants as it desires."

83. For "one and the same point determined" read "one and the same astronomically determined station."

An error of 1,000 feet in a survey station would be quite unreasonably excessive, while a discrepancy of 1,000 feet in the astronomical determination of longitude in Alaska would not be so at present.

84. Omit "either of."

92. For "intervisible objects" substitute "objects within view from one another, successively."

99. Some provision appears needed for the restoration of boundary marks that may disappear, such as

In the event of boundary marks becoming unrecognizable, they shall be replaced under the joint supervision of the two governments, by means of reference to the next neighbouring marks and connecting survey methods.

55—65. No provision has been made for the continuance of work in the event of any fatality happening to either commissioner, a not unlikely event before completion of the work.

As the work has to be jointly directed and effected one commissioner could not go on with authority.

31st May, 1897.

D. R. CAMERON,
Major-General.

EXTRACT from a report of the committee of the honourable the Privy Council, approved by His Excellency on the 23rd January, 1897, referring to the delimitations of the Alaskan boundary.

Convention between the United States of America and Her Majesty the Queen of the United Kingdom of Great Britain and Ireland, for the demarkation of so much of the 141st meridian of west longitude as may be necessary for the determination of the boundary between their respective possessions in North America.

Whereas by a treaty between the United States of America and His Majesty the Emperor of all the Russias, for the cession of the Russian possessions in North America to the United States, concluded March 30, 1867, the most northerly part of the boundary line between the said Russian possessions and those of Her Britannic Majesty, as established by the prior convention between Russia and Great Britain, of February 26 (16), 1825, is defined as following the 141st degree of longitude west from Greenwich, beginning at the point of intersection of the said 141st degree of west longitude with a certain line drawn parallel with the coast, and thence continuing from the said point of intersection upon the said meridian of the 141st degree in its prolongation as far as the frozen ocean.

And whereas, the location of said meridian of the 141st degree of west longitude between the terminal points thereof defined in said treaties, is dependent upon the scientific ascertainment of convenient points along the said meridian and the survey of the country intermediate between such points, involving no question of interpretation of the aforesaid treaties, but merely the determination of such points and their connecting lines by the ordinary process of observation and survey conducted by competent astronomers, engineers and surveyors.

And whereas, such determination has not hitherto been made by a joint survey as is requisite in order to give complete effect to said treaties, although independent observations and surveys have been conducted from time to time and are now being conducted by expert officers in the service of their respective governments along the said meridian of the 141st degree of west longitude; resulting in the collection of scientific data and the establishment of stations on or near said meridian, of which the two governments may avail themselves for the purpose of accomplishing the object of this convention.

The United States of America and Her Majesty the Queen of the United Kingdom of Great Britain and Ireland, being equally desirous to provide for the removal of any possible cause of difference between their respective governments in regard to the location of the said 141st meridian of west longitude, have resolved to conclude a convention to that end, and for that purpose have appointed as their respective plenipotentiaries, and, who, after having communicated to each other their respective full powers, which we found to be in due and proper form, have agreed to and concluded the following articles.

Article I.

Each government shall appoint one commissioner with whom may be associated such surveyor, astronomers and other assistants as each government may elect.

Alaskan Boundary.

The commissioners shall, at as early a period as practicable, proceed to trace and mark under their joint direction, and by joint operations in the field, so much of the 141st meridian of west longitude as is necessary to be defined for the purpose of determining the exact limits of the territory ceded to the United States by the treaty between the United States and Russia of 30th March, 1867.

Inasmuch as the summit of Mount St. Elias, although not ascertained to lie in fact upon said 141st meridian is so nearly co-incident therewith that it may conveniently be taken as a visible landmark whereby the initial part of said meridian shall be established; it is agreed that the commissioners, should they conclude that it is advisable to do so, may deflect the most southerly portion of said line so as to make the same range with the summit of Mount St. Elias, such deflection not to extend more than twenty geographical miles northwardly from the initial point.

Article II.

The data relating to determinations already made at this time by either of the two governments concerned, of points on or near the 141st meridian for the purpose of fixing its position, shall be submitted by each government to the commissioners, who shall decide which of the results of the determinations shall be adopted by them.

In case of disagreement between the commissioners as to the correct geographical co-ordinates of one and the same point determined by either of the two governments separately, a position midway between the two locations in question, of the 141st meridian shall be adopted provided the discrepancy between them shall not exceed one thousand feet.

In case of a greater discrepancy a new joint determination shall be made by the commissioners.

Article III.

The location of the 141st meridian as determined hereunder shall be marked by intervisible objects, natural or artificial, at such distances apart as the commissioners shall agree upon, and by such additional marks as they shall deem necessary, and the line when and where thus marked, in whole or in part, shall be deemed to permanently define for all international purposes the 141st meridian mentioned in the treaty of 30th March, 1867, between the United States and Russia and in the treaty of February 28 (15) 1825, between Great Britain and Russia.

The location of the marks shall be described by such views, maps and other means as the commissioners shall decide upon, and duplicate records of these descriptions shall be attested by the commissioners jointly and be by them deposited with their respective governments, together with their final report hereinafter mentioned.

Article IV.

Each government shall bear the expense incident to the employment of its own appointees and of the operations conducted by them, but the cost of material used in permanently marking the meridian, and of its transportation, shall be borne jointly and equally by the two governments.

Article V.

The commissioners shall diligently prosecute the work to its completion and they shall submit to their respective governments from time to time and at least once in every calendar year, a joint report of progress, and a final comprehensive report upon the completion of the whole work.

The present convention shall be duly ratified by the President of the United States of America, by and with the advice and consent of the Senate thereof, and by Her Britannic Majesty, and the ratification shall be exchanged at Washington or in London as soon as possible within twelve months from the date hereof.

In faith whereof we the respective plenipotentiaries have signed this convention and have hereunto affixed our seals.

Done in duplicate in Washington the day of one thousand eight hundred and ninety

REMARKS on Major General Cameron's Memorandum on the extract from a Report of the Committee of the Honourable the Privy Council of Canada, referring to the Alaskan boundary, and approved by His Excellency on the 23rd January, 1897.

Major General Cameron devotes considerable space to discussing the possibility of complications resulting, should Mount St. Elias prove to be more than ten marine leagues from the coast, or more than twenty miles from the meridian of 141° longitude, and he directs attention to the impracticability of calculating the area of territory which, by a deflection of the line, would be transferred from one country to the other. This is based on his belief that Mount St. Elias "has not been surveyed," and that its position is "unknown to the authors of the convention."

This, however, is not the case. The position of the summit of Mount St. Elias was determined by the commission appointed under the convention of 1892, and the commissioners, in their report, dated 31st December, 1895 (which was laid before the Parliament of Canada at its next succeeding session), give its position. It is 2.41 statute miles east of the 141st meridian, and 28.83 nautical miles from the coast. It is, therefore, about 7,000 feet, or a mile and a third, nearer the ocean than ten marine leagues, and the 141st meridian passes over the mountain, although not over its highest peak.

Further on, after showing that a mountain peak may be useful as a point of reference by means of which some other less conspicuously located mark may be found thereafter, General Cameron says:—"But having made this use of the summit for the purpose of record, there cannot well be any other benefit derived by deflecting the line to the summit. The object sought in marking the line is to enable inhabitants and authorities to readily determine when they pass from one country into the other."

Seeing that the mountain summit is less than ten marine leagues from the coast, there would appear to be some advantage in making the mountain the turning point, whereby the natural boundary of "the summit of the mountains situated parallel to the coast" may be continuous with the north line.

General Cameron further suggests that for "a certain line drawn parallel with the coast" should be substituted "A line defined, in the said treaty between Russia and Great Britain, as following the crest of the mountains situated parallelly to the coast, or, where there may happen to be no mountains, then parallel to the windings of the coast, but never at more than ten marine leagues from the ocean."

His objection is that the words above quoted from the treaty may amount to an admission "that the line when no mountains occur near the shore should be drawn parallel—in a strict mathematical sense—to the water line, or that the treaty assumed there was a crest of mountains parallel to the shore," for this admission might be "subsequently seized upon by the United States claiming a strip everywhere 30 miles in breadth from salt water, including inlets." As to the expected contention of the United States, that where no mountains occur the line should be drawn parallel, "in a strict mathematical sense," to the water line, it may be observed that as to lines crooked, or of irregular curvature, there is no such thing as parallelism in a strictly mathematical sense, nor can a line by any geometrical process be drawn parallel to an irregular line, so as to include a strip everywhere ten leagues in width, and nowhere exceeding that limit. It is, indeed, possible that the United States may contend for a line drawn so that each point of it may be exactly ten leagues from the nearest point of the coast, and such a line, it is possible, was intended by the framers of the treaty of 1825 as the limit beyond which the moun-

Alaskan Boundary.

tain boundary should not go. But such a line is not a line "parallel" to the coast in a mathematical sense, nor is it, strictly speaking, "equidistant." A glance at the map of the "railway belt" in British Columbia will illustrate this point. The outer limits of the railway belt are so drawn as to be at every point 20 miles distant from the nearest point of railway (barring certain small adjustments necessary to preserve the forms of townships and sections).

The word "parallel" in the treaty can be taken only according to its ordinary English usage—"running side by side with." The word "parallelly" is no improvement. It is merely the adverb formed from the adjective "parallel," and is defined as "in a parallel manner." It apparently conveys no meaning which is not contained in the word "parallel" used as an adverb. "Situating parallel" and "situated parallelly" have then precisely the same meaning. The French "situées parallèlement" also would appear to be accurately translated by "situated parallel."

With reference to General Cameron's criticism of the wording of the treaty as to the use of the words "141st meridian," "with whom may be associated," "one and the same point," "intervisible objects," etc., it is believed that the inaccuracy of language is not such as to carry any ambiguity in practical working under the treaty.

In case of death or resignation of either commissioner, it is presumed that his place will be filled by a new appointment, notification being given by the appointing government to the other, as in the case of Dr. Mendenhall, commissioner, under Article I of the convention of 1892, who resigned his commissionership in July, 1895, and was replaced by General Duffield, whose appointment was signified by the United States government through the ordinary diplomatic channels, and accepted by this government by Order in Council of 30th July, 1895.

W. F. KING.

RETURN.

(78)

To an ADDRESS of the HOUSE of COMMONS, dated 7th June, 1897. Correspondence in reference to an equalization or readjustment of the coasting laws, rules and regulations in force in the United States and Canada, etc.

By Order.

R. W. SCOTT,
Secretary of State.

OTTAWA, 24th June, 1897.

JOSEPH POPE, Esq.,
Under Secretary of State.

SIR.—I have the honour to inclose herewith return to address of the House of Commons calling for correspondence between the government of Canada and of the United States, with reference to coasting laws, etc.

On making inquiry of the Deputy Minister of Trade and Commerce, as to whether there was any correspondence on the subject in that department, he states that at the time of the conference between delegates from the Canadian government and representatives of the United States government in Washington, in February, 1892, the matter was brought up and the report of the delegates, namely, Sir John Thompson, Sir Mackenzie Bowell and the Hon. Mr. Foster, made on their return will unquestionably show what was done in reference thereto.

We have no copy of the report referred to in this department.

I have the honour to be, sir,

Your obedient servant,

F. GOURDEAU,
Deputy Minister of Marine and Fisheries.

CONTENTS.

- No. 1.—Copy of Order in Council, dated 20th September, 1889.
 “ 2.— “ Despatch dated 28th September, 1889, Lord Knutsford to Lord Stanley of Preston.
 “ 3.— “ Order in Council, dated 16th November, 1889.
 “ 4.— “ Despatch, dated 7th June, 1890, Sir Julian Pauncefote to Lord Stanley of Preston.
 “ 5.— “ Order in Council, dated 12th June, 1890.
 “ 6.— “ Despatch dated July 8th, 1890, Minister at Washington to Governor General.
 “ 7.— “ Despatch dated 17th December, 1895, The Right Hon. J. Chamberlain to the Earl of Aberdeen.

No. 1.

CERTIFIED COPY of a Report of a Committee of the Honourable the Privy Council, approved by His Excellency the Governor General in Council on the 20th September, 1889.

The committee of the Privy Council have had under consideration a despatch dated 8th May, 1889, from the Right Honourable the Secretary of State for the Colonies, forwarding an extract from a letter from the foreign office, inclosing a note from the American Charge d'Affaires in London, complaining of the action of Canadian shipping masters in relation to the shipment of crews by United States vessels in Canadian ports, and claiming reciprocal treatment in Canada to that extended to British vessels in United States ports in this matter.

The Minister of Marine and Fisheries, to whom the said despatch and inclosures have been referred, submits that it appears from Mr. Bayard's despatch to the American Charge d'Affaires, that exception is taken to the action of the shipping master at the port of St. John, N.B., in requiring masters of American vessels to ship their seamen before him, instead of the United States Consul, and it is claimed that, as the laws of the United States provide that all seamen shipped on board of American vessels in foreign ports, shall sign articles before the United States consular officers, the right of a vessel to be governed by the laws and regulations of her own country should not be interfered with; it is further claimed, that while under the laws of the United States, shipment of seamen on foreign vessels in United States ports, might be required to be made before the United States shipping commissioners, the law has never been so applied, seamen having been allowed to be shipped before foreign consular officers, on the ground that such action was demanded by international comity. It is further stated that the United States government expected and required reciprocal treatment for its vessels in the ports of other countries.

The minister reports that in December last, the shipping master for the port of St. John, informed the Minister of Marine that the United States Consul, acting under instructions from his government, had claimed the right to engage seamen for American vessels, and disputed his right to interfere in any way in the engagement of seamen for United States vessels, and that he had found on his appointment to office as shipping master, that the engagement of seamen for all foreign vessels had been effected at the shipping office, and he had continued shipping them, and he asked for instructions as to the course to be pursued.

That the shipping master was duly advised that his action was legal, and that by section 126 of chap. 74, Revised Statutes, the provision of the Act relating to shipping of seamen, extended and applied to ships in the merchant service of every foreign country, and to all persons in relation to such ships, in the same manner as the provisions extended and applied to ships in the British merchant service, and it would be necessary, therefore, that seamen belonging to United States ships should be shipped at his office, but, at the same time, there was no objection whatever to the United States Consul shipping men at his office, also, if he wished to do so.

The minister represents that a certificate of the shipping master is necessary, under, the 32nd section of the Seamen's Act, to be produced to the collector of customs, to the effect that all the requirements of the Act have been complied with.

That the opinion of the Minister of Justice was obtained, stating that the provisions of this section applied to the foreign vessels mentioned in section 126 of the Act, including, of course, American vessels.

Instructions were accordingly given to the collector of customs and shipping master at the port of St. John, N.B.

The minister observes there can be no doubt as to the right of the government of Canada to enforce the different provisions of the Act in question.

That the aim of the government of Canada in effecting the legislation now objected to, was to restrain the evils attendant upon the crimping of seamen, and to

United States and Canadian Coasting Laws.

prevent desertion; seamen being required to appear before the shipping master of the port before engagement, a much stricter watch can be kept over deserters, and the practice of crimping restrained the more easily.

The minister represents, from Mr. Bayard's despatch, and from reports made to the Minister of Marine by Her Majesty's consular agents at the ports of New York, Boston and Philadelphia, that while, under the existing laws of the United States, shipment of seamen on foreign vessels in ports of the United States might be required to be made before United States shipping commissioners, the law has not been so applied, and the shipment of seamen has been, and is still, permitted to be made before the foreign consular officer, in accordance with foreign regulations.

The minister, under the foregoing circumstances, considering the desire of the United States authorities that the ships of that country should not enjoy the benefit this legislation was designed to afford, and observing the practice now prevailing in United States ports regarding British ships in this respect, recommend that while the operation of the different clauses of the Shipping Act, so far as the right of private persons may be concerned, cannot be interfered with by Your Excellency without the authority of an Act of Parliament, that Her Majesty's government be informed that instructions will be issued to the collectors of customs, and the different shipping officers, not to insist upon a compliance with the provisions of the Act requiring the shipment of foreign seamen before the shipping master, so far as American vessels are concerned, until further notice.

The committee advise that Your Excellency be moved to forward a copy of this minute to the Right Honourable the Secretary of State for the Colonies.

All which is respectfully submitted for Your Excellency's approval.

JOHN J. MCGEE,
Clerk of the Privy Council.

No. 2.

Lord Knutsford to Lord Stanley of Preston.

DOWNING STREET, 28th September, 1889.

Governor General,
The Right Honourable,
Lord Stanley of Preston,
etc., etc., etc.

MY LORD,—In my telegram of the 25th instant, I informed you that the United States government were anxious for a reply on the subject of a representation made to Her Majesty's government respecting the shipment of crews by United States vessels in Canadian ports, which representation was communicated to you in my despatch of the 8th of May, No. 113, and I also informed you that the United States government complained of discrimination between British and American vessels in respect to the pilot dues levied at the port of Halifax, affecting vessels of tonnage ranging from 80 to 120 tons. I requested a reply on both these points.

I now transmit to you for communication to your government, a copy of a letter from the foreign office on which my telegram was founded.

I take this opportunity of acknowledging the receipt of your telegram of the 25th in reply to mine above referred to.

I have, etc.,

JOHN BRAMSTON,
For the Secretary of State.

Foreign Office to Colonial Office.

FOREIGN OFFICE, 23rd September, 1889.

Under Secretary of State,
Colonial Office.

SIR,—With reference to the letter from this department of the 4th of May last, concurring in the course proposed to be taken in regard to the requirements of Canadian law in the matter of the shipment of crews by United States vessels in Canadian ports, I am directed by the Marquis of Salisbury to transmit to you a copy of a note on the subject from the United States minister, which note also mentions an alleged discrimination in the pilotage dues at Halifax, N.S. I am to request you, in laying this note before Lord Knutsford, to suggest to his lordship that the attention of the Canadian government should be called by telegraph to the subjects in question.

I am, etc.,

T. V. LISTER.

Mr. Lincoln to Lord Salisbury.

LEGATION OF THE UNITED STATES,

LONDON, 18th September, 1889.

The Marquis of Salisbury, K. G.,
etc., etc.

MY LORD,—On the 18th of March, 1889, Mr. White had the honour of addressing to your lordship a copy of a communication from Mr. Bayard instructing him to bring to the attention of Her Majesty's government, the action of the Canadian authorities in extending the enforcement of the Canadian Seamen's Act of 1886 (originally of 1873) so as to require vessels of the United States in Canadian ports to conform, in respect to the shipment of crews, to the laws of the Dominion of Canada, instead of the laws of the United States, and requiring the shipment of seamen by our vessels in such ports to be made before a Canadian shipping master, instead of the proper consular officer of the United States. In that communication it was observed that, while under a strict construction of the laws of the United States, shipments of seamen on foreign vessels in ports of the United States might be required to be made before United States shipping commissioners, yet it was understood that such a construction had never been adopted, but such shipments were invariably allowed to be made before the proper consular officer in accordance with the regulations of his government. This course of the United States is in accordance with international comity which is reciprocated, as my government is advised, by every foreign government excepting that of Canada, and it was hoped that such reciprocal treatment for American vessels in Canadian ports would be secured by the presentation of the case to Her Majesty's government.

As no answer has been made to the complaint upon the subject addressed to your lordship in March last, and as the minister of customs of the Dominion of Canada has since, in the month of June last, instructed the collectors of customs to enforce the 32nd section of the Seamen's Act above mentioned, by refusing clearance to vessels of the United States until production of a shipping master's certificate to the effect that all requirements of the Act have been complied with, I am instructed by my government to recall the subject to your lordship's attention with a view to its proper adjustment between Her Majesty's government and the government of the United States.

I beg also to acquaint your lordship that I am further instructed to call the attention of Her Majesty's government to a discrimination in respect to pilot dues

United States and Canadian Coasting Laws.

at the port of Halifax, N.S., by which American vessels of tonnage ranging from eighty to one hundred and twenty are subjected to pilotage dues, from which Canadian vessels of like tonnage are exempt, and to express the hope that the removal of this discrimination may be secured.

I have, etc.,

ROBERT LINCOLN.

No. 3.

CERTIFIED COPY of a report of a Committee of the Honourable the Privy Council, approved by His Excellency the Governor General in Council on the 16th November, 1889.

The committee of the Privy Council have had under consideration a despatch dated 21st October, 1889, from the Right Honourable the Secretary of State for the Colonies, transmitting a copy of a letter from the foreign office in regard to the shipment of crews by United States vessels in Canadian ports, and also to the subject of an alleged discrimination in the pilotage dues at Halifax, N.S.

The minister of marine and fisheries to whom the question was referred, states that the complaint made by the government of the United States in respect to the shipment of crews belonging to their vessels in Canadian ports, has already been reported on by the minister of marine and fisheries, whose report was adopted by a minute of council dated 20th September, 1889, a copy of which is attached for convenience of reference and action taken by the government.

The minister observes with reference to the matter of a discrimination between British and American vessels in respect to the pilotage dues levied at the port of Halifax, that by report received from the pilotage authority no exemption is allowed to Canadian fishing vessels in the matter of pilotage dues other than that permitted by by-law No. 26, which by-law was duly approved by minute of council dated 24th May, 1877, and reads as follows:—“All vessels registered in the Dominion of Canada, not over 120 tons, registered tonnage, engaged in trading or fishing voyages within ports in the Dominion of Canada, Newfoundland and St. Pierre Miquelon, to be exempt from compulsory pilotage.”

The minister further states that the by-law in question was framed by the pilotage authority, under the provisions of the 59th section of the Pilotage Act, chapter 80, Revised Statutes, which provides that ships of such description and size not exceeding 250 tons registered tonnage, as a pilotage authority of a district, with the approval of the Governor in Council from time to time, determines to be exempt from the compulsory payment of pilotage in such district, shall be exempt from the compulsory payment of pilotage dues.

The minister states that under the authority of this by-law all vessels registered in the Dominion of Canada not over 120 tons and which are engaged in trading or fishing voyages within ports in the Dominion of Canada, Newfoundland and St. Pierre Miquelon, are exempt from compulsory pilotage at the port of Halifax; but the pilotage authority state that “all other vessels whether British or foreign, coming from foreign ports, and which are over 80 tons register, pay pilotage dues.”

The minister recommends that Her Majesty's government be advised accordingly.

The committee advise that Your Excellency be moved to forward a copy of this minute to the Right Honourable the Secretary of State for the Colonies.

All which is respectfully submitted for Your Excellency's approval.

JOHN J. MCGEE,
Clerk of the Privy Council.

No. 4

Sir Julian Pauncefote to Lord Stanley of Preston.

WASHINGTON, 7th June, 1890.

His Excellency the Lord Stanley of Preston.

MY LORD,—I have the honour to transmit herewith copy of an Act of Congress approved by the President on the 24th ultimo, amending the Act of 1878, entitled, "An Act to aid vessels wrecked or disabled in the waters conterminous to the United States and the Dominion of Canada."

I have, etc.,

JULIAN PAUNCEFOTE.

An Act to amend an Act entitled: "An Act to aid vessels wrecked or disabled in the waters conterminous to the United States and the Dominion of Canada," approved June 19th, 1878.

Be it enacted by the Senate and House of Representatives of the United States of America, in Congress assembled, That an Act entitled: "An Act to aid vessels wrecked or disabled in the waters conterminous to the United States and the Dominion of Canada," be, and the same is hereby, amended so that the same will read as follows:—

"That Canadian vessels and wrecking appurtenance may render aid and assistance to Canadian or other vessels and property wrecked, disabled, or in distress in the waters of the United States contiguous to the Dominion of Canada. Provided, That this Act shall not take effect until proclamation by the President of the United States that the privilege of aiding American or other vessels and property wrecked, disabled, or in distress in Canadian waters contiguous to the United States, has been extended by the government of the Dominion of Canada to American vessels and wrecking appliances of all descriptions. This Act shall be construed to apply to the Welland canal, the canal and improvements of the waters between Lake Erie and Lake Huron, and to the waters of the St. Mary's river and canal. And, provided further, That this Act shall cease to be in force from and after the date of the proclamation of the President of the United States to the effect that said reciprocal privilege has been withdrawn, revoked, or rendered inoperative by the said government of the Dominion of Canada."

Approved, May 24th, 1890.

No. 5.

CERTIFIED COPY of a Report of a Committee of the Honourable the Privy Council, approved by His Excellency the Governor General in Council on the 12th June, 1890.

On a report, dated 15th February, 1890, from the minister of marine and fisheries, calling attention to the various despatches and correspondence relating to the laws on the subjects of coasting, wrecking and towing in the waters of the United States and of Canada, and particularly to the Order in Council of the 18th May, 1889, which refers to the desire of the Canadian government; as previously expressed in a minute of council dated the 6th June, 1879, "That the most liberal interpretation shall be given to laws relating to the navigation of the inland lakes and rivers."

In this minute of council the government of Canada declared that it was "ready to enter into negotiations with the government of the United States with the view to the adoption of a more liberal policy in this respect."

The minister states that reference may also be made to Lord Knutsford's despatch (No. 323) of the 13th December, 1888, enclosing a copy of the reply of the

United States and Canadian Coasting Laws.

Honourable Mr. Bayard, then Secretary of State for the United States, bearing date the 16th November, 1888, to a minute of the Privy Council for Canada, dated 1st June, 1888, a copy (marked A.) of which is attached for convenience of reference, and it appears that the Honourable Mr. Bayard did not correctly interpret the views of the Canadian government, as intimated in the different despatches upon the question since he understood them as meaning: "that any arrangement for the mutual saving of life and property from the perils of the inland waters must be extended so as to include free participation in the coasting trade and towing business therein."

The minister, upon this, observes that by the provisions of the Canadian Statutes now existing relating to wrecking and towing, vessels of the United States are perfectly free at all times, in case of distress, to save both life and property in Canadian waters.

The minister further observes that a circular was issued to all customs officers and communicated to the government of the United States through Sir Edward Thornton, as to which the United States government expressed its gratification at the policy of the Canadian government in issuing this circular.

The minister further observes that this matter is, therefore, purely one of business, in respect of which the United States government desires that its citizens should share the profits which Canadians derive from an industry pursued in their own country, and is not a matter of humanity as is suggested by Mr. Bayard, and it may be observed that the statute in force in the United States (Revised Statutes of the United States of America, subsections 4347 and 4370), contains no clause similar to that of the Canadian statute regarding cases of distress.

The minister further observes that the Canadian Parliament has always been desirous of establishing reciprocal arrangements regarding the coasting trade and wrecking and towing. It was accordingly provided in the first legislation of the Canadian Parliament dealing with this important subject, 33 Vic. cap. 14, s. 2, 1870, that:—

"The Governor in Council may from time to time declare that the foregoing provisions of this Act, restricting the coasting trade, shall not, while such Order in Council is in force, apply to the ships or vessels of any foreign country, in which British ships are admitted to the coasting trade of such country, and to carry goods and passengers from one port or place in such country to another, and may, from time to time, revoke or alter such Order in Council."

The minister states that, in the hope that negotiations with the United States might render legislation to restrict the coasting trade unnecessary, it was provided that the Act should not come into force until proclaimed.

In the absence of this result the Act was proclaimed on the 9th February, 1874.

United States vessels continuing to tow ships, vessels and rafts in Canadian waters, while a like privilege was refused to Canadian vessels in United States waters, it was in the year 1875 enacted (38 Vic. cap. 27, s. 1, 1875), that:—

"The master of any steam vessel, not being a British ship, engaged or having been engaged after the passing of this Act in towing any ship, vessel or raft, from one port or place in Canada to another, except in case of distress, shall forfeit the sum of four hundred dollars, and such steam vessel may be detained by the collector of customs at any port or place to or in which such vessel or ship or raft is towed until such penalty is paid."

But it was stipulated, trusting that reciprocal arrangements might be made with the United States, that this Act should not come into force until proclaimed.

It was found necessary to proclaim the Act on the 27th August, 1877.

The minister further observes that efforts have constantly been made by the government of Canada to enter into reciprocal relations with the United States, first, as regards the coasting trade generally, and second, as regards the privilege of towing and wrecking.

That in 1878 an Act of Congress was passed, entitled: "An Act to aid vessels wrecked or disabled in the waters contiguous to the United States and the Dominion of Canada." This statute was not to come into force until proclamation,

and was not to be proclaimed until a similar enactment should be made by the Canadian Parliament.

The minister remarks that the Honourable Mr. Bayard was hardly justified in stating that this Act "followed in the line of the concurrent legislation which has done so much in the last seventy years to expand the good intercourse of the United States with British North American possessions," in view of the long standing and still unaccepted offer of the Canadian Parliament relating to the coasting trade, and the repeated expression of a readiness to reciprocate the privilege of wrecking and towing, but, from the conclusion of Mr. Bayard's despatch, he (the minister of marine and fisheries), trusts that the United States authorities may yet be willing to reconsider the relations of the two countries upon this subject.

The minister considers that it has been shown that, as regards the cause of humanity, the provision made by the Canadian government and parliament is already ample, and the practice of the government has been most liberal in this regard.

It remains therefore, so far as Canadian legislation is concerned, to deal with the commercial aspect of the subject. The offers on the part of Canada to the United States are now:—

1st. In reference to reciprocity in coasting and towing privileges, Revised Statutes of Canada, chapter 83, section 5: "The Governor in Council may from time to time declare that the foregoing provisions of this Act (being provisions which confine the coasting trade to Canadian vessels) shall not apply to the ships or vessels of any foreign country in which British ships are admitted to the coasting trade of such country, and to carry goods and passengers from one port or place to another in such country."

2nd. That in reference to reciprocity in wrecking it may be said that, while no statutory offer exists, the appended precis of correspondence shows that the Canadian government has been long prepared to enter into reciprocal relations with the United States in wrecking and towing, and that this fact has been communicated to Her Majesty's government.

The minister of marine and fisheries therefore recommends that the authorities of the United States be informed that Your Excellency's advisers desire the acceptance of these offers, and, while ready to arrange for reciprocity in either of the two subjects, are unable to accept the partial and very limited reciprocity in wrecking as proposed by the United States in the Act of Congress before mentioned.

The minister further recommends, in order to show the earnest desire of the Canadian government for friendly relations with the United States, that the government of the United States be informed that Your Excellency's advisers are prepared to promote legislation so that these offers may be limited to inland navigation in waters conterminous to those of the United States, or generally may be extended to the waters of both countries as the United States may prefer.

The committee concurring in the above report and the recommendations therein contained, advise that Your Excellency be moved to forward a copy of this minute to the Right Honourable the Secretary of State for the Colonies, also to Her Majesty's minister at Washington.

All of which is respectfully submitted for Your Excellency's approval.

JOHN J. McGEE,
Clerk of the Privy Council.

"A."

CERTIFIED COPY of a Report of a Committee of the Honourable the Privy Council, approved by His Excellency the Governor General in Council on the 1st June, 1888.

The committee of the Privy Council have had under consideration a despatch dated 28th March, 1888, from Her Majesty's minister at Washington, inclosing a copy of despatch which he had addressed to the Marquis of Salisbury based on a

United States and Canadian Coasting Laws.

private letter received from Mr. Bayard, in regard to the establishment of a reciprocal arrangement for rendering aid to vessels wrecked in the waters lying between the United States and Canada.

The minister of customs, to whom the despatch and inclosure were referred, reports that no refusal has ever been made on the part of the government of Canada to applications made by the United States vessels for permission to assist in the saving of lives of United States subjects when in danger in Canadian waters.

The minister also observes that authority has always been readily granted, on application to the minister of customs, when United States vessels and cargoes have been in imminent peril in Canadian waters, to use the services of United States tugs when no Canadian tugs were immediately available to render service.

The Dominion government is now ready, and has been at all previous times ready to enter into reciprocal arrangements with the government of the United States for the coasting trade in the respective waters of the United States and Canada which would also include the wrecking privileges and towing business of each of these countries.

The minister observes further that the recent action of the House of Commons of Canada in rejecting a bill brought before it during the present session, with a view of establishing reciprocity in wrecking and towing between Canada and the United States, supports the position hitherto maintained by the government in declining to entertain the proposition for a measure of reciprocity in coasting and wrecking but partial in its character.

The committee concurring in the above report, advise that Your Excellency be moved to forward a copy of this minute to Her Majesty's minister at Washington.

All which is respectfully submitted for Your Excellency's approval.

JOHN J. MCGEE,
Clerk of the Privy Council.

No. 6.

Minister at Washington to Governor General.

WASHINGTON, 8th July, 1890.

His Excellency,
Lord Stanley of Preston, G.C.B.,
etc., etc., etc.

MY LORD,—I beg to inclose herewith copy of a note in which, on receipt of Your Excellency's despatch No. 29 of the 20th ultimo, I communicated to Mr. Blaine the copy therein contained of a minute of the Canadian Privy Council expressing the desire of your government to enter into reciprocal arrangements with that of the United States, with regard to the coasting trade or in relation to towing and wrecking only.

I have, etc.,
JULIAN PAUNCFOTE.

Minister at Washington to Mr. Blaine.

WASHINGTON, 30th June, 1890.

The Hon. James G. Blaine.

SIR,—With reference to the recent Act of Congress approved by the President on the 24th May amending the Act of 1878, entitled "An Act to aid vessels wrecked or disabled in the waters conterminous to the United States and the Dominion of Canada," I have etc., to inclose copy of a minute of the Privy Council of Canada

expressing the desire of the Canadian government to enter into reciprocal arrangements with that of the United States with regard to the coasting trade, or in towing or wrecking only.

You will observe that at paragraph 2 of this minute it is stated that by the provisions of the Canadian statutes now existing relating to wrecking and towing, vessels of the United States are perfectly free at all times in case of distress to save both life and property in Canadian waters.

It is pointed out therefore, that the question is not one of humanity, as appears to have been considered by the United States government, but purely one of business, and further, the minute deals with the commercial aspect of the subject, and sets out certain offers on the part of Canada to the United States in reference to reciprocity in coasting and towing and wrecking privileges. It concludes by stating that the Canadian government, in order to show their earnest desire for friendly relations with the United States, are willing to limit the above offers "to the inland navigation in waters continuous to those of the United States, or to extend them generally to the waters of both countries as the United States may prefer."

I trust that the explanation furnished in this minute will remove any misapprehension which may have arisen in the consideration of the questions referred to and will facilitate the conclusion of arrangements mutually satisfactory and advantageous to the United States and the Dominion of Canada.

I have, etc.,

JULIAN PAUNCEFOTE.

No. 7.

The Right Honourable J. Chamberlain to the Earl of Aberdeen.

DOWNING STREET, 17th December, 1895.

Governor General

The Right Honourable

The Earl of Aberdeen, P.C., G.C.M.G.,
etc., etc., etc.

MY LORD,—With reference to my despatch, No. 248, of the 25th September, I have the honour to transmit to you for the information of your ministers, a copy of a despatch from Her Majesty's ambassador at Washington, respecting the tonnage dues levied in the United States on British vessels, in retaliation for the light dues levied in this country.

I have the honour to be, my lord,

Your lordship's most obedient, humble servant,

J. CHAMBERLAIN.

BRITISH EMBASSY, WASHINGTON, 19th November, 1895.

The Marquis of Salisbury, K.G.,
etc., etc., etc.

MY LORD,—I have the honour to transmit herewith copy of the reply which I have received from the secretary of state to the representation addressed to him in obedience to the instructions contained in your lordship's despatch, No. 27, commercial, of 6th July last, respecting the imposition of tonnage duties in the United States on vessels touching at a British port solely for coaling.

Mr. Olney states that under a treasury decision, dated 26th November, 1890, the treasury department has ordered that British and other vessels be admitted in the United States without the payment of tonnage dues, if from a free port, notwithstanding they may have touched in Great Britain for bunker coal, if they did not enter or clear there.

United States and Canadian Coasting Laws.

The Secretary of State, however, adds that such British vessels will become liable to tonnage tax should it appear that a discriminating tax be imposed on United States vessels.

This refers to the complaint alluded to in your lordship's despatches of the political series, Nos. 146 and 161 of the 30th August and 26th September, respectively, which is likewise mentioned in my telegram to your lordship of this day's date.

I have, etc.,

JULIAN PAUNCEFOTE.

DEPARTMENT OF STATE,
WASHINGTON, 14th November, 1895.

Sir Julian Pauncefote, G.C.B., G.C.M.G.,
etc., etc., etc.

EXCELLENCY:—Lord Gough's note to me of 25th July last, on the subject of the imposition of tonnage dues in the United States upon British vessels which have sailed from ports where no light dues are charged, states that if a vessel of the United States puts into a British port merely to fill up her permanent bunkers with coal, she is not charged light dues, and expresses the opinion that, in view of this exemption, it would seem only equitable that a vessel which would otherwise escape the tonnage tax in the United States should not be subject to that tax merely because she has put into a British port for coal.

Attention has been given to this question by the secretary of the treasury, who informs me that under a decision of his predecessor, on 2nd November, 1890, a vessel touching at an intermediate point, at which it neither enters nor clears, and which touching is merely an incident in the voyage, is not deprived of the right derived from sailing from a free port, such being the port of departure.

In accordance with that decision, which was founded on an opinion by the attorney general, the treasury department has ordered that British and other vessels be admitted in the United States without the payment of tonnage dues, if from a free port, notwithstanding they may have touched in Great Britain for bunker coal, if they did not enter or clear there.

This department understands, therefore, that the practice in the United States upon the point in question, is substantially in accordance with that suggested by Lord Gough.

Consideration of this subject has been delayed by the failure up to the present time to receive a final response to this department's note of July 11th, 1895, in which attention was invited to an apparent discrimination against American vessels by the Dominion of Canada. Should it appear that the government of Canada imposes, and shall continue to impose, discriminating taxes on American vessels, under the laws of the United States, British vessels, clearing from free ports but touching at British ports, become liable to tonnage tax.

I have, etc.,

RICHARD OLNEY