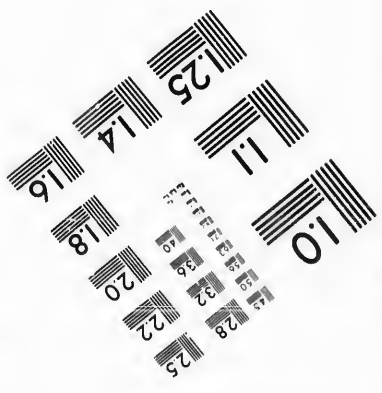
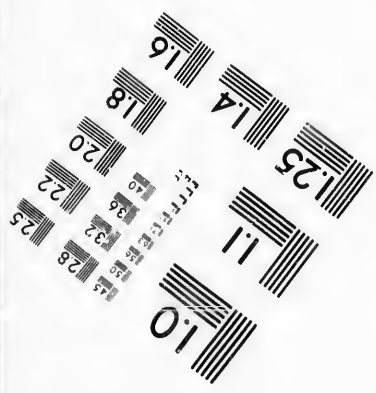




**IMAGE EVALUATION
TEST TARGET (MT-3)**



**Photographic
Sciences
Corporation**

23 WEST MAIN STREET
WEBSTER, N.Y. 14580
(716) 872-4503

**CIHM/ICMH
Microfiche
Series.**

**CIHM/ICMH
Collection de
microfiches.**



Canadian Institute for Historical Microreproductions / Institut canadien de microreproductions historiques

© 1987

Technical and Bibliographic Notes/Notes techniques et bibliographiques

The Institute has attempted to obtain the best original copy available for filming. Features of this copy which may be bibliographically unique, which may alter any of the images in the reproduction, or which may significantly change the usual method of filming, are checked below.

L'Institut a microfilmé le meilleur exemplaire qu'il lui a été possible de se procurer. Les détails de cet exemplaire qui sont peut-être uniques du point de vue bibliographique, qui peuvent modifier une image reproduite, ou qui peuvent exiger une modification dans la méthode normale de filmage sont indiqués ci-dessous.

- Coloured covers/
Couverture de couleur
- Covers damaged/
Couverture endommagée
- Covers restored and/or laminated/
Couverture restaurée et/ou pelliculée
- Cover title missing/
Le titre de couverture manque
- Coloured maps/
Cartes géographiques en couleur
- Coloured ink (i.e. other than blue or black)/
Encre de couleur (i.e. autre que bleue ou noire)
- Coloured plates and/or illustrations/
Planches et/ou illustrations en couleur
- Bound with other material/
Relié avec d'autres documents
- Tight binding may cause shadows or distortion along interior margin/
La reliure serrée peut causer de l'ombre ou de la distorsion le long de la marge intérieure
- Blank leaves added during restoration may appear within the text. Whenever possible, these have been omitted from filming/
Il se peut que certaines pages blanches ajoutées lors d'une restauration apparaissent dans le texte, mais, lorsque cela était possible, ces pages n'ont pas été filmées.
- Additional comments:/
Commentaires supplémentaires:
- Coloured pages/
Pages de couleur
- Pages damaged/
Pages endommagées
- Pages restored and/or laminated/
Pages restaurées et/ou pelliculées
- Pages discoloured, stained or foxed/
Pages décolorées, tachetées ou piquées
- Pages detached/
Pages détachées
- Showthrough/
Transparence
- Quality of print varies/
Qualité inégale de l'impression
- Includes supplementary material/
Comprend du matériel supplémentaire
- Only edition available/
Seule édition disponible
- Pages wholly or partially obscured by errata slips, tissues, etc., have been refilmed to ensure the best possible image/
Les pages totalement ou partiellement obscurcies par un feuillet d'errata, une pelure, etc., ont été filmées à nouveau de façon à obtenir la meilleure image possible.

This item is filmed at the reduction ratio checked below/
Ce document est filmé au taux de réduction indiqué ci-dessous.

10X	14X	18X	22X	26X	30X
<input type="checkbox"/>	<input checked="" type="checkbox"/>	<input type="checkbox"/>	<input type="checkbox"/>	<input type="checkbox"/>	<input type="checkbox"/>
12X	16X	20X	24X	28X	32X

The copy filmed here has been reproduced thanks to the generosity of:

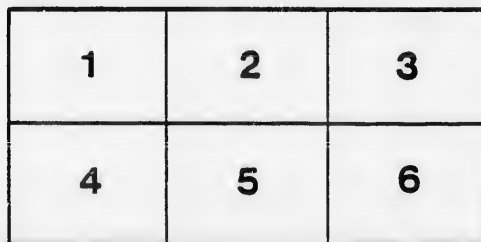


D. B. Weldon Library
University of Western Ontario
(Regional History Room)

The images appearing here are the best quality possible considering the condition and legibility of the original copy and in keeping with the filming contract specifications.

Original copies in printed paper covers are filmed beginning with the front cover and ending on the last page with a printed or illustrated impression, or the back cover when appropriate. All other original copies are filmed beginning on the first page with a printed or illustrated impression, and ending on the last page with a printed or illustrated impression.

The last recorded frame on each microfiche shall contain the symbol \rightarrow (meaning "CONTINUED"), or the symbol ∇ (meaning "END"), whichever applies.

Maps, plates, charts, etc., may be filmed at different reduction ratios. Those too large to be entirely included in one exposure are filmed beginning in the upper left hand corner, left to right and top to bottom, as many frames as required. The following diagrams illustrate the method:



L'exemplaire filmé fut reproduit grâce à la générosité de:

D. B. Weldon Library
University of Western Ontario
(Regional History Room)

Les images suivantes ont été reproduites avec le plus grand soin, compte tenu de la condition et de la netteté de l'exemplaire filmé, et en conformité avec les conditions du contrat de filmage.

Les exemplaires originaux dont la couverture en papier est imprimée sont filmés en commençant par le premier plat et en terminant soit par la dernière page qui comporte une empreinte d'impression ou d'illustration, soit par le second plat, selon le cas. Tous les autres exemplaires originaux sont filmés en commençant par la première page qui comporte une empreinte d'impression ou d'illustration et en terminant par la dernière page qui comporte une telle empreinte.

Un des symboles suivants apparaîtra sur la dernière image de chaque microfiche, selon le cas: le symbole \rightarrow signifie "A SUIVRE", le symbole ∇ signifie "FIN".

Les cartes, planches, tableaux, etc., peuvent être filmés à des taux de réduction différents. Lorsque le document est trop grand pour être reproduit en un seul cliché, il est filmé à partir de l'angle supérieur gauche, de gauche à droite, et de haut en bas, en prenant le nombre d'images nécessaire. Les diagrammes suivants illustrent la méthode.

ails
du
odifier
une
image

rrata
to

pelure,
n à



32X


LUMP=JAW

ITS CAUSE & ITS CURE

Trade
Mark
Reg'd



BY
FLEMING BROTHERS,
ST. GEORGE ONT.,
CANADA.



LUMP=JAW
OR
ACTINOMYCOSIS

ITS CAUSE AND
ITS CURE.



PUBLISHED BY
FLEMING BROTHERS,
St. George, Ont.

Entered according to Act of the Parliament of Canada
in the Year 1900 by FLEMING BROS., at the
Department of Agriculture.

Printed at the Sentinel Office,
St. George, Ont.

di
pr
di
ar
It
H
pr
ca
eff
th
A
In
tig

w

be
ar
wh
we
na
id
its

Actinomycosis

(Lump-Jaw)

DISCOVERY OF THE GERM

For fully forty years distinguished Veterinarians of two continents have been studying this

disease (Actinomycosis or "Lump-Jaw") so prevalent and so fatal among cattle. The first discovery of the germ, or fungus, was in 1860, and is credited to Perroncito and Rivalto, noted Italian Veterinarians. It was investigated by Hahn, a German, in 1870. Seven years later a prominent D. V. M. named Bollinger made a careful study of the germ and demonstrated its effects in the production of the disease. For the past fifteen years the U. S. Department of Agriculture, through the Bureau of Animal Industry, has spent thousands of dollars investigating the disease.

PATHOLOGY OF THE DISEASE

Perhaps the most thorough and extensive work ever done along this line has been by the Veterinary Department of the Kansas State Agricultural College. Their experiments have been going on for nearly ten years. There are few farmers or farmers' boys in America who would make any mistake in diagnosing a well developed case of Lump-Jaw. Its external manifestations are unmistakable, almost identical. Not many persons, however, know its pathology, its cause or its cure.

Contains no Powerful Acids.

A large majority of catté owners have until the discovery of FLEMING'S LUMP-JAW CURE, regarded the disease as practically incurable. There is not a case on record where this disease has "cured itself." The growth may be slow but it surely progresses until death finally results.

The disease is characterised by the gradual appearance of irregular-shaped tumors, which, after a certain development, become soft in the interior, break at one or more points, and discharge pus containing minute yellow granules, which can be recognized by careful examination with the unaided eye.

These small granules, when viewed under the microscope, are seen to be composed of groups or radially arranged club-shaped bodies, known as *Actinomyces bovis*, which constitute the cause of the disease. These tumors appear

**THE POINT
OF ATTACK**

most frequently on the lower jaw-bone, or in and under the skin of that region. The parotid gland, lying below the ear, between the lower jaw and the neck is also a favorite point of attack. Sometimes the muscular portion of the tongue shows tumors of the same character causing that organ to become stiff and hard (woody-tongue) and interfering seriously with mastication. Often the teeth are affected, get loose and drop out, and, in many instances, the tumors on the jaws originate in the sockets of the teeth. Internal organs, the throat, lungs and first and second

Is not a Cureall, but a Cure

stomachs may be the seat of the disease. When the lungs are affected, the symptoms are similar to those of tuberculosis, but the characteristic yellow granules indicate the actinomycotic nature of the disease.

HOW TO MAKE A DIAGNOSIS

The external tumors (lumps) when first appearing on the jaw bones are often mistaken for results of ac-

cidental blows and are then ascribed to such. They can, however, readily be distinguished by the fact that the former are usually cold and free from acute pain, while sufferings resulting from bruises and blows are usually warm to the touch (inflamed) and painful, and these symptoms soon disappear upon application of cold water, the pain ceasing and the swelling disappearing.

In case of true actinomycosis, cold water applications have no effect, but, on the contrary, the tumors continue to increase in size, finally breaking in various places, producing ugly, raw sores. The abscess cavities thus formed often heal only to break out, soon after, in an adjacent region.

CAUSE OF THE DISEASE

As already stated, the cause of this disease is a fungus. This fungus grows on various kinds

of grasses, but especially on the awns (beards) and husks of barley and related grasses, when these have grown on swampy and flooded fields, and bottom lands in particular.

For What we Recommend it.

When these are fed in their dry state the awns and other sharp points of the grasses produce, and find access into, small wounds in the cheeks, gums and other places, carrying the fungus with them, thus inoculating the animal. The possibility also exists that these fungi be inhaled and thus infect the lungs. Hence it is found that the disease is of a distinctly infectious nature, but as far as observation goes, it is not contagious. That is to say, affected animals do not tend to spread the disease, but all infected animals in a herd that feeds together probably become infected from the same source. Stacks of barley straw, used by cattle as shelter and in part as food, often seem to be the cause of the disease. All animals should, of course, be kept away from such suspicious places when cases of Lump-Jaw exist on the farm,

DANGER OF INFECTION

It has already been demonstrated that Lump-Jaw is a parasitic disease, having as its starting-point the vegetable germ of fungus taken by healthy animals in their food. On another page we give an illustration of these germs which grow in star-shaped clusters, as shown by the microscope. These germs soon attack the jaw-bone, and as they grow and multiply, gradually honey-comb and destroy it. This advanced stage of the disease (also illustrated) is regarded as hopelessly incurable, though in the light of what is now known of actinomycosis, and of Fleming's positive cure for it, there is no ex-

Cure Ringbone and Spavin.

cuse whatever for cattle-growers allowing the disease to reach the fatal stage.

As the external manifestation, or lump, grows, it finally breaks and the poisonous discharge destroys the hair about the opening. This discharge is fairly loaded with the germs and it is by this means that the disease spreads. The pus is distributed over the pasture, gets into the water or feed-troughs and in this way is almost certain to infect other stock.

**DELAYS ARE
DANGEROUS**

This disease should be treated as soon as it appears. If it is allowed to progress until the bones are badly affected there is no way of completely restoring the health of the animal. The growth may be removed but the bones will remain weakened and enlarged. Besides, if the growth is neglected until it begins to discharge, all the rest of your stock is placed in jeopardy and pastures may become so infected as to remain a source of danger for years.

Why take any chances? All lumps are not Lump-Jaw but it is far safer to treat them as such. FLEMING'S LUMP-JAW CURE will remove almost any lump, no matter what the character of it may be.

**THE DISEASE
IS SPREADING**

Lump-Jaw is becoming more prevalent among cattle every year. There is no doubt about that. While Veterinarians have been making a study of the disease for a long time past, owing to the

Removes any Lump from any animal

of its malignancy, it is only within the last few years that cases of Lump-Jaw in every stage of development became so frequent among consignments of beef-cattle, stockers and milch-cows that rigid inspection regulations had to be put in force at many of the principal receiving and shipping points.

Of course a very small proportion of the affected cattle are shipped to the large cities where stock is inspected, because of the risk of having them condemned and killed, yet this small proportion amounts up into the thousands annually. By the numbers thus confiscated every season some idea may be formed of the immensely large numbers that are infected in the stock raising districts. In some localities where formerly there were only isolated and rare cases of actinomycosis existing we now find the infection spreading through entire herds. In short, it has become one of the commonest ailments of cattle and it occasionally is found among other animals and the human race.

**STOCK RAISERS
SHOULD ACT**

It is time that prompt measures were taken to stamp out this plague. Those who have affected stock should act quickly in order to save themselves from present and future loss. We attempt in this Booklet to give briefly and in untechnical language, the history of actinomycosis and to tell of what Science has discovered in relation to it. All stock-raisers know that it is a disease which, if cured at all,

Our Remedy Sells on its Merits.

requires treatment of the most radical kind. They also know that the commercial value of every animal having fully developed Lump-Jaw is practically nil, to say nothing of the constant danger of infection of healthy animals wherever the diseased one is found in the herd.

The information here given is, therefore, of vital importance to farmers and stock-raisers. A high authority can be quoted for every statement made, the facts having been gathered from the latest Government and State reports and from the experiments of scientific men who have for years made a study of the disease,

Treatment and Cure

of Actinomycosis

OLD METHODS OF TREATMENT

Previous to the discovery of Lump-Jaw Cure by Fleming Brothers there were several methods of treatment employed. None of them could be relied upon, absolutely, to effect a radical cure. All were objectionable for the reason that they were, either inhuman, too expensive, uncertain in action, dangerous to the life of the animal or, the poisonous acids and drugs sometimes used were dangerous to handle.

When surgery was resorted to it required the services of a Veterinary Surgeon and in many such cases the growth returned or blood poisoning caused a fatal termination. The forcing of arsenic, corrosive sublimate or bluestone into the growth, or the application of mineral acids sometimes proved beneficial, but this treatment was difficult of accomplishment as well as cruel and was not often attempted until the lumps had become enlarged to the point of suppuration. Upon the whole it was of little practical value, to say nothing of the risks to human life in working with the most deadly of poisons.

Then came a later method, recommended by the U. S. Department of Agriculture, called the "iodide of potassium treatment." This proved effective in many cases but it had its drawbacks, first on account of the expense and because when administered to milch cows it rendered their milk unfit for use and caused them to go dry in a short time. At some of the experimental farm stations as much as \$8 to \$10 worth of the iodide was used in curing single

A cure that leaves no mark.

cases, as large doses were necessary and the treatment had to be kept up for months.

The ideal, the *radical* cure, was yet to come.

DISCOVERY OF THE FLEMING CURE

Profiting by the experience of others Fleming Brothers, practical Chemists, made a thorough study of actinomycosis and followed it up by a long series of scientific experiments upon affected animals in their own herd. For more than four years they have been compounding and selling a Lump-Jaw Cure which grew out of these laboratory investigations and numerous tests.

Before they publicly claimed to have a radical cure for the disease they knew that they had found one. It cured to *stay* cure.

A TRUE ANTISEPTIC AND DISINFECTANT

FLEMINGS' LUMP-JAW CURE is a liquid preparation with remarkable penetrating qualities and sufficiently powerful in its action to destroy, not only the Actinomycosis germs, but disease germs of all kinds. When the germs are destroyed the tumor ceases to be malignant and nature proceeds to throw it off and heal the sore the same as in the case of any foreign body or ordinary sore. By the use of this remedy large tumors may safely be removed and it frequently happens that not even a scar remains. Many animals that have been cured by it have passed a rigid inspection and then been sold for shipment east or for export.

The fact that this remedy removes, and removes quickly and effectually, all tumors, excrescences and unnatural growths is one point in its favor. Just as important are the facts that the remedy is a powerful antiseptic and

Is not dangerous to handle

disinfectant, that it cleanses and stimulates a healthy growth of new tissue, that blood poisoning never follows its use and that in handling it human life is never endangered.

**SUMMARY OF
DISEASE and CURE**

In the foregoing pages we have shown that Lump-Jaw, is a disease

having a determinate course and succession of phenomena. It is due to a definite cause just as certainly as bots in horses or syphilis in man. We also have shown that there is a safe, sure and specific cure for it, albeit an inexpensive one.

We cannot believe that any farmer or stock grower will continue to run the risk of losing a single animal, or having an infected animal spread the disease in his herd, when a small cash outlay will absolutely prevent either occurrence.

Usually only one or two applications are required to effect a cure if used when the disease is in its early stages. When the infection is of long standing and far advanced the treatment should be applied as recommended under the head of "special instructions."

Does Not Destroy the Hair.

es a
son-
ling

oing
ave
imp-
ease
n of
just
nan.
sure
sive


tock
ng a
imal
small
oc-

are
dis-
tion
reat-
nder

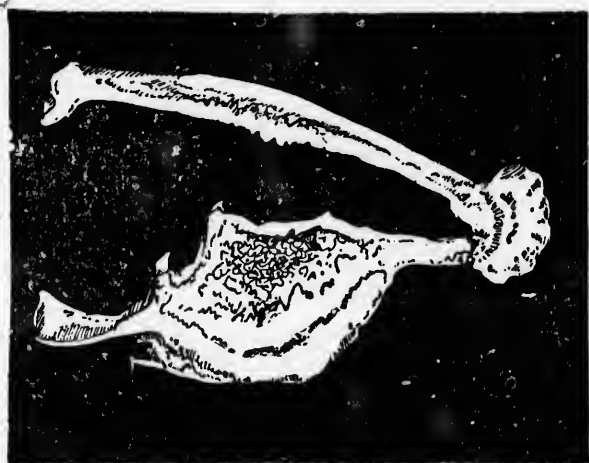


A Bad Case of Actinomycosis.

The illustration on this page shows a malignant case of Lump-Jaw. The photograph was taken on the farm of the owner, W. C. Roche, of Ottawa, Minn. He writes us as follows under date of Dec. 12, 1899: "This is a case that appeared on the jaw of one of my two-year old steers in February. The bunch grew rapidly until September, when treatment was commenced. It being then almost as large as two heads. After using one bottle of your cure, as directed, the lump had almost entirely disappeared. I am satisfied that, with proper care, the medicine will cure the worst kind of cases."



This is a largely magnified Actinomycosis, the so-called star or ray fungus that causes Lump Jaw. The pus from a discharging tumor contains thousands of these germs.



This illustration shows the appearance of the Jaw Bone in an advanced case of Actinomycosis. The bone is entirely honeycombed, and practically destroyed. When the disease has made such ravages as this, the case is of course incurable.

How to Use

Fleming's Lump-Jaw Cure

HOW USED IN ORDINARY CASES

The hair should be cut off to insure thorough application and to prevent waste of the remedy. Apply to the lump with the hand, or, what is better, a short stubby paint-brush, and rub in for a few minutes. This is all the treatment that is needed for ten or twelve days. At the end of that time a scab will probably have formed. After it begins to loosen it should be carefully removed and a second application of the remedy made. If no scab has been formed the remedy may again be applied as at first. While this treatment may cause some soreness and swelling, both will shortly subside and need cause no alarm. A cure will follow.

SPECIAL INSTRUCTIONS IN ADVANCED CASES

When the disease is far advanced and the tumor is large, or discharging, special methods of treatment are sometimes necessary. Although these entail a little more time and trouble, the subsequent good results certainly justify the extra labor.

The animal should be cast or otherwise secured. A good way is to put a rope around the horns and tie the head up five feet or more to a post or side of building. Then with a pair of tongs in the nose, draw the head sideways, thus securing the animal without injury. Feel over the surface of the lump for any soft spots, or, for the opening in case the lump is discharging. When found open it up at this point, get-

Does not affect the milk.

ting clear down to the bone where the disease is seated. Carefully press the parts to remove any pus that has formed, which is nearly always the case. Then saturate a piece of cotton or oakum with the medicine and press into the cavity as far as you can get it. Veterinarians who have had much experience in the treatment of actinomycosis assert that pus or matter is formed in the jaw-bone before there is any visible lump. If infection of an animal with this disease is suspected its presence may sometimes be determined by feeling the jaw-bones and comparing the size of the two. All agree that a successful treatment requires that the remedy must be put right on the spot where the disease germs are carrying on their work of destruction. To ascertain the exact location of the diseased spot, it is well, after an opening has been made, to probe around on the surface of the bone. This may be done with an ordinary screw-driver.

By this means the remedy immediately reaches the root of the disease and penetrates every affected fibre. A radical cure will quickly and surely follow, two or three such applications being sufficient for most cases. The treatment may be repeated in a week or ten days if it seems to be required.

During treatment we advise isolation of the animal and its recovery will be aided by giving good care and feeding soft nutritious food.

**IMPORTANT TO
REMEMBER**

Follow the directions and do not get discouraged. If the lump has been growing for months it is to be expected that it will take longer to effect a cure. External applications are all right and will cure if the lump is still hard and no pus has

The Remedy will not Freeze

formed. If there are any soft spots pus *has* formed and it must be removed. To make a thorough job of it the operator must not be afraid of cutting the parts open sufficiently to admit the plugs of saturated cotton. No matter if there is a callous two inches thick, put the lance or the knife clear to the jaw bone, then explore the bone in every hole and corner, Get at the roots of the disease and FLEMING'S LUMP-JAW CURE will do the rest.

One bottle will usually cure two or three ordinary cases of Lump-Jaw or one severe case.

Other Uses for the Cure.

The Lump-Jaw Cure made by us is useful to farmers and ranchers in other ways. It may be employed wherever a strong blister is required, Better results are obtained with a few drops of this remedy than from a spoonful of any blistering preparation known.

Not only will it remove almost any kind of a lump or bunch from any kind of an animal, but it will cure Spavin, Splint, Screw-worm, Curb, Poll-Evil, Fistula, Ringbone, fungus growths in barbed wire cuts and glandular enlargements on horses and cattle.

For Ringworms on calves it is a specific but when used for this purpose it must be reduced by adding two parts of lard oil to one part of the remedy and should be applied lightly, with a feather, use care to keep it off the surrounding parts and to prevent its getting into the eyes. One application usually effects a cure.

NOTE—The remedy will not freeze, it can be kept in any climate and used at any season. When it is not procurable through your local druggist write to us and we will forward direct. Every druggist is authorized by us to guarantee the Cure, and to refund the purchase price in case of failure.

Read our Testimonials.

Our Guarantee

FLEMING'S LUMP-JAW CURE has always been sold with our positive and absolute guarantee, that it will cure or your money will be refunded.

And our guarantee is good. Remember that.

If this remedy will do what is claimed for it, it is worth many times its cost. If it fails there will be no cost.

In every case where the treatment does not give satisfaction, after a fair and faithful trial we will refund without any haggling. A radical cure is not to be expected when the disease is so far advanced that the teeth are loosened and the jaw-bone practically destroyed. We know that this remedy will cure any ordinary case. In exceptional cases more than one bottle may be required, notably those where the rubbing in method is employed. Under these circumstances the use of an entire bottle without complete cure does not necessarily imply failure. Whenever we have been consulted about stubborn cases we have generally been able, through advice by mail, to make suggestions which brought them through successfully.

References.

J. P. LAWRASON, Banker, St. George, Ont.

DROVER'S NATIONAL BANK, Chicago.

Any Who'sale Druggist in Winnipeg, Man.; or Toronto, Ont.

Any of our patrons whose testimonials appear in this booklet.

Terms, Remittances

FLEMING'S LUMP-JAW CURE costs \$2.00 a bottle or three bottles for \$5.00. We ship in special mailing cases, post paid to any part of the world. Full directions for use accompany every bottle. Remit by Express or Post Office Money Order, or by Registered Letter. Address orders and correspondence to

FLEMING BROTHERS, Chemists,
St. George, Ont.

Our guarantee protects you.

What Others Say.

Although we do not come before the public as strangers with our Lump-Jaw Cure, and the remedy is now sufficiently well known among farmers and stockmen to sell on its merits alone, still it is a satisfaction to us to receive unsolicited letters of commendation from those who use it. In the following pages are published a number of such letters selected from among the hundreds which we have on file. Space forbids our reproducing them all, nor is it necessary. In choosing, we aimed at covering as wide a territory and as varying conditions as possible, rather than those couched in the strongest words of praise.

Annan, Ont., Nov. 7th, 1899.

FLEMING BROS., Sirs.—Please forward by return mail one bottle of Lump-Jaw Cure. I have cured three cases of Lump-Jaw and have two more well under way to cure, from one bottle. Find enclosed \$2 00.

Yours, etc.,

JOHN C. MCLAREN,

Wanatah, Ind., Nov. 17, 1898.

FLEMING BROS.—Dear Sirs: In regard to the Lump-Jaw Cure I got, I believe it is all O. K. I will enclose \$2.00 for the bottle I got, and \$2.00 for another bottle.

I believe it can be used on human beings also. My wife had a felon on her finger which the doctor tried and did not cure, and your remedy cured it. Send me the remedy by return mail, and oblige

Yours truly,

T. L. WHITE.

Chicago, Nov. 30th, 1898

MESSRS. FLEMING BROS.—Gents: Having been chief meat inspector for the City of Chicago for the last two years, and being in touch daily with all forms and stages of Lump-Jaw Cattle, I must say that where your "Lump-Jaw Cure" has been applied that the disease had no internal effect. The lump was thoroughly killed and the animal passed without any hesitation.

I should favorably advise all stock-raising people to use "Fleming's Lump-Jaw Cure" above all others, as I am positive it is a sure and speedy cure.

Yours truly,

JOHN J. CASHIN,

Chief Meat Insp.,
Chicago.

Corvalis, Mont., July 30th, 1899.

FLEMING BROS., Sirs,—Find enclosed \$2.00. Remedy all right; cured one Lump Jaw and one Ringbone all right, Yours truly,
J. L. Humble.

Sirs,—I have during the summer used your Lump-Jaw Cure on a large tumor on the front leg of a horse belonging to Mr. Hamilton, of Carrot River. It was of over a year's standing and larger than a 16 quart pail. I applied it twice and the last time I saw it it was no larger than my hand. I expect to see it again this fall.

J. E. Spence, V.S.,
Prince Albert, Sask.

Prince Albert, Sask., Dec. 16th, 1897.

Dear Sirs,—I have much pleasure in recommending your Lump-Jaw Cure. It only took part of the bottle purchased from you to completely cure the two cases of Lump-Jaw in my herd.
A. S. Stewart.

Beulah, Man., Nov. 30th, 1897.

FLEMING BROS., Dear Sirs,—I am pleased to say that in treating the only two cases I have had since receiving your medicine it has proved to be all you claim. I cured the two cases effectually with two applications, using only one-quarter of the contents of one \$2 bottle. For further particulars see my letter to the Nor^W West Farmer, sent for next issue. Yours truly,

W. A. Doyle.

Fletwode, N.W.T., March 25th, 1898.

Sirs,—Please find enclosed the sum of \$2.00. for which amount send me another bottle of your Lump-Jaw Cure. The bottle I got from you before cured three cases. I would advise any man to keep it on hand.

John Colard.

Varency, Ont., Oct. 11th, 1898.

Dear Sirs,—I saw your advertisement in the Farmers' Advocate for Lump-Jaw on cattle, and Jas. Sharp, V.S., of Jarvis, advised me to send for a bottle, as he had advised several to send for it and they had good results. Enclosed find two dollars, for which please send me one bottle, and oblige,
Thos. Parkinson.

Please send me by mail one box of your Lump-Jaw (Cattle) Cure My neighbors, Mr. Hurd and J. Alexander, highly recommend it. Yours truly,

M. R. Hammond,
Kimberley, Grey Co.

Kimberly, Ont., March 15th, 1899.

This is to certify that I have used Fleming Bros. Lump-Jaw Cure on two of my cattle. One of them I considered incurable and was so bad that in breathing made a roaring noise, and with difficulty swallowed her food. One bottle cured her and a steer.

John Alexander.

St. George, Ont., July 20th, 1900.

FLEMING BROS.—Gents—One application of Lump-Jaw Cure was all that I required to remove the growth from the jaw of my animal. It has not even left a scar. The hair having grown again all over where applied. I can thoroughly recommend it to all stockmen.

William McCormick.

Branthton, Ont. July 20, 1900.

MESSRS. FLEMING BROS.—Two applications completely cured a discharging tumor on a two year old heifer, and 8 or 9 applications removed a hard painful tumor from the abdomen of another. The tumor was 11x4 inches in size and 3 inches thick, and so painful we expected to lose her. One application almost removed the pain. We used Lump-Jaw Cure on it as a last resort. We would not be without your remedy, under any consideration.

Hugh White.

Easton, Kansas.

GENTLEMEN—Send me another bottle of Lump-Jaw Cure as that you sent me was all right—it cured three bad cases. I send you a money-order for \$2.00. Yours truly,

J. W. Hennessey.

Columbus, Kansas, Dec. 5, 1899.

DEAR SIRS—The Lump-Jaw Cure you sent us was all right. We have applied it to four or five animals, and only used one bottle of it, and it has entirely cured them all. We are very glad to get hold of a remedy of this kind as that disease is getting to be very annoying to cattle raisers of this country. I enclose you check for \$5.00 to pay for the same. Yours very truly,

Isaac Wright.

Beaverton, March 21st, 1899.

MR. FLEMING—Dear Sirs—You will please find enclosed express order for Lump-Jaw Cure, as per contract for which accept my thanks. I used a bottle which was brought here by Geo. Vereter and found it worked very satisfactory.

Wm. Joyce, V. S.

St. George, April 6th, 1899.

MESSRS. FLEMING BROS.—The bottle of Lump-Jaw Cure that I got was used on two of my cattle—one had a lump on the throat as large as your fist, two applications completely cured it. The other had a large lump under the ear, two applications have reduced it, but one more will be required to completely remove it; I have still two-thirds of the bottle left. I can sincerely recommend your remedy, as experience verifies all you claim in its favor.

Ashton H. Bawtinheimer.

Dear Sirs,—I take great pleasure in testifying to the merits of your Lump-Jaw Cure, and would say that persistent perseverance with proper treatment will certainly effect a cure, as I cured one of the worst cases that could be. When I commenced using your Lump-Jaw Cure the lump was as big as a pint tin, and the discharge was so offensive as to be almost unbearable. Many persons who saw the animal said it was incurable, and that it was useless to waste money on her, but by scaring or lancing the lump and inserting the remedy into the gashes I got to the roots and consequently killed the disease.

Alex. Johnston,

Pakenham, Ont.

Institute,

Muncey, Ont., July 25th, 1899.

Gents,—Send another bottle of Lump-Jaw Cure. The last was a success in a far advanced case of the disease.

W. W. Sheperd,

per Secretary.

Stanhope, P.E.I., April 25th, 1899.

FLEMING BROS., Dear Sirs,—It is now some months since we have put any of your Lump-Jaw Cure on the bull's neck. I have not written sooner till I would see if there was no sign of it coming on again. Now I believe it is thoroughly cured. I wish to thank you first, for the square way you dealt with me, and second, that you own, or rather have discovered, a cure for Lump-Jaw, as the bull I treated with your Lump-Jaw Cure was a very valuable beast and would have been dead before this only for your cure. Yours truly,

Geo. H. Alexander.

Gowanstown, Ont., May 19th, 1899.

Dear Sirs,—We are very glad to say that Fleming's Lump-Jaw Cure is worth having on a farm, and I think every farmer should keep it on hand. One of our cows had the Lump-Jaw, and it was only seven days from the time we put it on until the lump was gone. It's the best in Canada to-day. Yours truly,

Howard Coates.

Stayner, Ont., Feb. 13th, 1899.

FLEMING BROS.—My experience with your Lump-Jaw Cure is as follows: I have taken two lumps off one cow by the rubbing-in process. Both were discharging—I have two cases yet—one the lump is going down, the other the rubbing-in did not seem to do any good. Last week I cast the steer and cut lump open and let what had gathered there out and then syringed as directed; lump is almost gone; the lump was hard and had never discharged. I would advise any one using your cure if after two or three applications it does not reduce lump to use the knife, for it will save time and money.

Yours truly,

T. A. Brown.

St. Liguori, Que., July 29th, 1899.

Dear Sirs,—Some time ago I bought a bottle of your Lump-Jaw Cure and I succeeded in curing a bull, so I thank you very much. One of my friends has a cow that has a swelling on the neck near the ear, and he wishes to have a bottle of your remedy.

Yours truly,

Napoleon Rivet.

Courtenay, B.C., Aug. 20th, 1899.

FLEMING BROS., Sirs,—Enclosed please find order for \$2.00, for which send a bottle of your Lump-Jaw Cure. I want to try it for removing a ringbone from a horse. The bottle I bought from you last spring cured the Lump-Jaw on three animals completely.

B. Crawford.

Arkwright, Ont., Aug. 29th, 1899.

Dear Sirs,—I have noticed in The Sun that you have advertised a cure for Lump-Jaw, and also have heard of it being used, and drove to find out the result, and I am satisfied if you send me the same kind of stuff I will not begrudge the money. I hereby enclose \$2.00 for one package of Fleming's Lump-Jaw Cure. Yours truly,

James A. Fletcher.

Northeote, Ont., July 31st, 1899.

FLEMING BROS., Gents,—In my practice here in doctoring cows, horses, etc., I have come across your medicine for lump-jaw. My experience with the medicine has been very satisfactory, and I find it does all you claim for it.

Wesley Phillips, V.S.

Argyle, Ont., April 3rd, 1900.

Sirs,—Enclosed please find \$2; send me a bottle of your Lump-Jaw Cure. I got a bottle from you last fall and it gave good satisfaction.

Archie McFarlane.

Lisle, Ont., April 27, 1900.

FLEMING BROS.—My kind sirs—I will say only a few words, but what I do say you can put it down for law. That medicine that you gave me cured the lump on my cow almost like magic. It did its work like magic. It cannot be praised too much. I was more than pleased with it. If you would charge \$5.00 for it it would be cheap.

B. Handy.

Pentieton, May 11, 1900.

Dear Sirs,—I enclose \$5.00, please send me that amount of your Lump-Jaw Cure which I have found very effective, and oblige,

Thos. Ellis.

Egerton, Ont., April 9, 1900.

GENTLEMEN—Please send me two bottles of your excellent Lump-Jaw Cure. Find enclosed \$4.00.

John McLuhan.

Hastings, Ont., July 6th, 1900.

MESSRS. FLEMING BROS.—I got a bottle of your Lump-Jaw Cure over a year ago, I must say it is a grand success. It cured a bull, a very bad case, and I sold him at full price, though some of the veterinary surgeons pronounced it incurable. Yours truly,

John A. Convey.

Tilbury, Ont., June 18th, 1900.

GENTLEMEN,—In the last couple of years I have purchased a great number of bottles of your Lump-Jaw Cure for use in this locality, and I must say it has given splendid satisfaction. I have only known one case where it has failed and that was hopeless from the start. I have tried other remedies, but none have given anything like the satisfaction your Lump-Jaw Cure has. The Iodide of Potassium treatment is uncertain and very expensive and the surgical treatment—where successful—is very apt to leave a large amount of scar tissue. Your Lump-Jaw Cure is a prompt and sure cure, and the cost is but trifling, as one bottle will cure 2 or 3 cases, if taken in the early stages. Wishing you every success, I remain truly yours,

J. H. Armstrong, V. S.

Courtenay, B.C., Oct. 1st, 1900.

Gents.—I have never had a failure with Lumps on cattle, two applications of Lump-Jaw Cure removing them clean, and one bottle sometimes curing four head. Find enclosed \$2.00 for another bottle.

B. C. Crawford.

0.
ew
aw.
my
It
sed
be
7.

0.
hat
and

s.

0.
ex-

n.

0.
mp-
suc-
n at
pro-

y.

0.
our-
ure
len-
e it
ave
like
lide
sive
ery
mp-
but
n in
ain
S.

00.
s on
ing
ead.

d.

U. S. Office,
UNION STOCK YARDS,
Chicago, Ill.

