

The REAL HOME  
KEEPER



A  
PERPETUAL  
HONEYMOON  
FOR THE

WINNIPEG  
BRIDE



I made this myself  
Grandma

# It's Hudson's Bay Tea

The tea mamma serves  
when particular people call

---

**40¢ - 50¢ - 60¢ LB**

*Sold by all Hudson's Bay Stores*


RP2 7

**Wishing You**  
*Health, Wealth and Prosperity*



Delicatessen

CHOICE CAKES and PASTRY  
Wedding Cakes a Specialty



*Quality Our Motto*

Main Store, 380 Portage Ave.

*Phone Main 8422*

328 HARGRAVE STREET

*Phone Main 4624*

No Home is Quite Complete Without  
Its Tribune



In checking up your household needs you will find the Winnipeg Tribune a valuable assistant. It shows you where to buy the things you want—cheapest and best. All the local merchants advertise in the Winnipeg Tribune. It is full of new bargains every day. It will save you many a weary step and many a dollar if you will only read it regularly.

**THE WINNIPEG TRIBUNE**

**A CLEAN HOME PAPER**

Containing something for every one in the family to read—Complete market reports—All the local news—The latest up-to-the-minute sport page—Advertisements of Winnipeg's leading merchants—Helpful household hints—Classified pages "money makers in themselves"—Winnipeg's best society and dramatic page—Clean-cut—Accurate—Unprejudiced political news—Fascinating fiction stories.

No Man or Woman can afford to be without the TRIBUNE

**ONE MONTH FREE**

In order to get you interested in the Winnipeg Tribune we will deliver it to your door every day for one month FREE OF CHARGE, providing you will agree to take it for the next three months. Just send us a postcard, notify our carrier boy, or better still call up MAIN 6620, and we will place you at once on our guaranteed delivery list.

*The TRIBUNE — Winnipeg's Fastest Growing Newspaper*

You may be extremely careful, but your precautions against fire will not save you from a careless neighbor. You can lose more in ten minutes by smoke and water than ten years' Fire Insurance costs you.

### BETTER INSURE

The first thing the Insurance Adjuster will require of you when a fire occurs, will be an inventory of the property damaged. Just telephone now to

# Allan, Killam & McKay, Ltd.

INSURANCE EXPERTS

Phone Main 7600

(Private Branch Exchange)

ASK OUR FIRE INSURANCE DEPARTMENT to send you one of their neat little classified household inventories, in which to list all your furniture and personal effects.

We write every kind of insurance. We specialize in Fire Insurance and represent a number of first-class companies, including THE LARGEST, STRONGEST and OLDEST COMPANIES in the world.

ALLAN, KILLAM & MCKAY, LTD.

Brokers, Insurance, Rentals, Real Estate,  
Investments, Loans

Fort William, Ont.

Edmonton, Alta.

WINNIPEG, MAN.

364 Main St.

St. John's Branch,

1404 Main St.

Phone St. John 1688



THE STORE of SATISFACTION

The World's  
Best  
SHOES

For Men and Women are  
here at reasonable prices

We have always splendid values in Men's and  
Women's Snappy and Dependable Shoes at

\$2.50, \$3, \$3.50, \$4, and \$5

SPECIAL AGENCY FOR

"Sorosis," Aborn and Cushionette Shoes for Women  
20th Century, Invictus, Emerson and  
Dr. Reed's Cushion Shoes for Men

Complete Satisfaction or Money Refunded

QUEBEC SHOE  
STORE

W. C. ALLAN, Proprietor

639 Main Street

PHONE MAIN 8416



# The Real Home-Keeper

PUBLISHED BY

The Brandow Publishing Co. Ltd.

GEO. A. BRANDOW, President

GEO. G. McKENZIE, Sec.-Treas.

W. C. VINCENT, Res. Manager

842 GROSVENOR AVENUE

Phone Ft. Rouge 584

---

---

The firms that advertise in this book are all reliable, representing the best stores in our City, and they will accord you the fairest kind of treatment if you will patronize them. The gift of this book to you is from them collectively. Please mention this book when you patronize them.

---

---

COPYRIGHT 1911  
by  
GEO. A. BRANDOW

COPYRIGHT 1914  
by  
The Brandow Publishing Co. Ltd.

Notice is hereby given of the above copyrights  
under which all rights are reserved



## Pay Your Household Bills by Cheque

It looks better, marks efficiency in the home,—it is the modern way

- ¶ Housekeeping is a business. Your Bank book should show you just where the money goes; by studying the account of your income and expense you will practice true economy.
- ¶ The Savings Account relieves husband and wife alike of annoyance, trouble, perhaps embarrassment between each other. The growing reserve guards against emergency.

*It is a Sheet Anchor of Domestic Happiness.*

- ¶ We will gladly open an account upon deposit of \$1.00 or more. Joint accounts upon which either husband or wife can sign cheques are often convenient, or the husband can pay the wife's or child's allowance directly into her account.
- ¶ This Company provides absolute safety, pays the highest interest; most convenient location.

Banking Hours, 9 a.m. to 5 p.m. 315 Kennedy Building (opposite Eaton's)

### The Commercial Loan and Trust Company

W. M. BANNATYNE, Manager

R. T. HERON, Assistant Manager

**4½%**

The savings account deposited here earns the highest rate of interest. The tidy increase added to your balances by us, swells your own savings.



# CONTENTS

BEVERAGES	
	Page
Cold Russian Tea	214
Boiled Coffee	140
Breakfast Cocoa	140
Plain Chocolate	140
Claret Lemonade	215
Iced Chocolate	214
Tea	140
Russian Tea	140
Fruit Punch	140
Mint Julep No. 1	141
Mint Julep No. 2	141
Raspberry and Currant Sherry	206
Sauterne Punch	215

BISCUITS, ROLLS, BUNS, ETC.	
Baking Powder	84
Baking Powder	214
Breakfast Rolls	202
Cheese Straws	84
English Tea	86
Graham Gems	86
Golden Corncake or Johnny Cake	86
Hominy Waffles	202
Maryland Beaten	88
Pin Wheel	88
Soft Yeast	86
Spanish Bun	90
Scotch Tea Scones	90
Waffles	90

BREAD	
Boston Brown	82
Brown	82
Cave of Bread	197
Coffee	86
Corn	84
Corn Batter Bread with Rice	84
Custard Corn	84
Currant	86
Graham	86
How to Bake	82
How to Bake	196
How to Knead	197
Nut	88 and 198
Oat Meal	88
Water Bread	197

CAKES	
Apple Frosting	106
Apple Pancakes	214
Angel Cake, small loaf	106
Angel Cake, filling for	106
Banana Cake	106
Blackberry Jam	108
Bread or Dough	108
Brown	108
Brown Stone Front	108
Caramel Frosting	108
Caramel	110
Cocanut	110
Cookies	128
Coffee	110
Chocolate	108
Chocolate Loaf	108
Chocolate Frosting	110
Chocolate Marshmallow	110
Cornstarch	111
Cinnamon	108
Cream Almond	110
Dark	112
Delicate	112
Devil's Food	112
Dried Apple	114
Drop	112
Doughnuts	128
Economical	114
Egless Fruit Cake	114
Farmers	114

	Page
Fig	114
Fruit Cake	114
Ginger	116
Ginger Bread, soft	116
Ginger Snaps	128
German Coffee	116
Hasty	116
Hickory Nut	116
Huckleberry	116
Jennie Lind	118
Layer	118
Lemon Layer	118
Lemon Filling	118
Mary P. Palmer Ice Cream	118

Mary P. Palmer Ice Cream Cake	118
Marshmallow	118
Marshmallow Icing	121
Nut	121
1-2-3-4	121
Pearl	121
Pineapple Sponge	206
Poor Man's	122
Puff	122
Raspberry Jam	122
Ribbon	122
Rich Corn	202
Roll Jelly	122
Sairy Loaf	122
Scripture	124
Silver	122
Shortcake No. 1	214
Swedish Apple	208
Sweet Strawberry	124
Spice	124
Spice Layer	124
Sponge	126
Sponge, Chicago	126
Star	126
Sunshine	126
Tildon	126
Tutti-Frutti Filling for Layer	126
White Layer	128
White Fruit	126
White Cake with Lemon Icing	128
White Fruit	128

CANDIES	
Boston Cream	141
Butter Scotch No. 1	220
Butter Taffy	220
Candied Orange Peel	142
Cream Candy	141
Cream Candy	220
Fig Creams	141
Fudge	141
Fudge	222
Home Caramels	222
Maple Fudge	141
Marshmallow Fudge	142
Molasses Candy	222
Opera Creams	142
Panache	142
Peanut Brittle	222
Pralines	142
Walnut Panouehi	222
What-is-it Candy	142

CANNED FRESH FRUITS	
Canning and Preserving	222
Canned Apples	224
Canned Blackberries	224
Canned Blueberries	224
Canned Cherries	224
Canned Peaches	224
Canned Raspberries	224
Canned Strawberries	224
Canned Tomatoes	224
Grape Jelly	224

CHAFING DISH DELICACIES	
	Page
Bacon and Mushrooms	158
Cheese and Tomato Rarebit	158
Cheese Rarebit with Tomatoes	208
Creamed Eggs	158
Creamed Lobster	158
Chicken a la Creme	158
Cheese Omelet	158
Salted Almonds	158
Sautéed Oysters	160
Welsh Rarebit	158
Welsh Rabbit	158

CRABS	
In Red Peppers	44

EGGS	
Baked	76
How to Test Eggs	76
Hard Cooked	76
Poached	76
Scrambled Eggs, Mushrooms on Toast	202
Scrambled	76
Serfs Cooked No. 1	76
Serfs Cooked No. 2	76
Stuffed Eggs	210

ENTREES	
Cannelon of Beef	208
Chicken Force meat	78
Chicken Souffle	70
Chicken Croquettes	84
Cornbeef Hash	200
Curry of Lamb or Mutton	204
Creamed Oysters and Celery in Fontage Cups	78
Creamed Lobster in Fontage Cups	80
Beef Croquettes	80
Frops Lamb	82
Fillet of Veal	204
Green Pea Timbales	80
Oyster Croquettes	82
Ragout of Beef	204
Scalloped Hens	80
Scalloped Mushrooms	80
Stuffed Peppers	82
Tomato Croquettes	82
Veal Croquettes	80

FANCY DESSERTS	
Cream of Shortcakes	132
Fruit Blanc Mange	128
Glorified Rice	131
Jellies with Ripe Fresh Fruit	135
Lemon Tapioca	131
Lemon Jelly	135
Lemon Jelly	135
Orange Jelly	135
Pineapple Tapioca	131
Pineapple Jelly with Fresh Fruit	135
Prune Souffle	131
Prune Whip	131
Rhubarb Custard	131
Snow Pudding	131
Snow Pudding	135
Stuffed Plums	131
Strawberries with Sea Foam Cream	132
Spanish Cream	132
Sunday Dessert	132
Strawberry Shortcake	135
Tapioca Cream Custard	132

FIRST COURSE DISHES	
Anchovy Canapes	34
Canapes	34
Cheese Canapes	34
Crab Canapes	34
Sardine Canapes	34
Oyster Cocktail	36
Shrimp Cocktail	36

Call at MARR'S and take your Meals Home Hot—See page 1



THE  
ROYAL BANK  
OF CANADA

INCORPORATED 1869



Capital Authorized	- - - -	\$ 25,000,000
Capital Paid-up	- - - -	11,560,000
Reserve and Undivided Profits	- -	13,500,000
Aggregate Assets	- - - -	180,000,000

---

---

NEARLY FIFTY YEARS OF  
SUCCESSFUL BUSINESS LIFE  
AND CONSTANT GROWTH

SAVINGS DEPOSITS ACCEPTED  
and INTEREST ALLOWED

---

---

WINNIPEG BRANCH: - 460 MAIN STREET  
D. C. REA, Manager

# F. W. GAY

"The Businessman's Carpenter"

GENERAL REPAIRS. OFFICE and STORE  
FIXTURES. JOBBING WORK GIVEN SPECIAL  
ATTENTION

---

We make a line of Cedar Chests for your furs ; Medicine Cabinets  
for the bath-room ; Kitchen Cabinets, etc., incorporating your own ideas.

---

Plans and Estimates furnished on all class of work

# F. W. GAY

PHONE GARRY 623

Office : 221 HIGGINS AVE.  
PHONE GARRY 1459

# RENNIE'S SEEDS GROW

In planning your garden for your home, remember there is as  
much difference between thorough-bred and ordinary seeds as  
between thorough-bred and ordinary animals.

**OUR SEEDS ARE THOROUGH-BRED**

They are produced by the largest and best equipped seed  
growing organization in the world.

**Over 3,000 Varieties of Flower and  
Vegetable Seeds Carried in Stock**

"Rennie's Seed Annual" is a good garden guide. We send it free on application.  
We also issue a FALL BULB CATALOGUE in September of each year; this is also  
free. Write or call to-day—

**WM. RENNIE CO. LTD.**

Phone Main 3514 :-: 394 Portage Ave., Winnipeg, Man.

# CONTENTS

	Page		Page
<b>SAUCES FOR MEATS AND VEGETABLES</b>		<b>Aids to the Injured—</b>	
Brown .....	74	Burns and Scalds .....	187
Bearnaise .....	74	Choking .....	187
Caper .....	74	Cholera Morbus .....	187
Hollandaise .....	74	Cramps .....	187
Maitre d'Hotel .....	74	Croup .....	187
Oyster .....	74	Colic .....	188
Tartare .....	74	Convulsions in Children .....	188
Tomato Cream .....	76	Diarrhoea .....	188
White .....	74	Earsache .....	188
<b>SOUPS</b>		Eye, Dirt in the .....	188
Bouillon .....	36	Family Medicine Chest .....	186
Clam Bouillon .....	38	Hemorrhages .....	189
Cream of Corn .....	38	Ivy Poisoning or Poison Oak .....	189
Cream of Chestnuts .....	38	Nausea and Vomiting .....	189
Cream of Pea .....	212	Poisons and their Antidotes .....	189
Cream of Tomato .....	40	Sore Throat .....	190
Dark Vegetable .....	40	Save a Person on Fire .....	188
Emergency .....	40	<b>Care of the Hair—</b>	
Oyster .....	212	Baby's Hair .....	182
Oyster Bisque .....	38	Dandruff Cure .....	182
Plain Oyster Stew .....	40	Girls' Hair .....	182
Puree of Celery .....	38	Ladies' Hair .....	180
Queen Victoria's Favorite .....	40	Lotion to keep Hair in Curl .....	180
Sour Cream Potato .....	40	Tonic for Dry Hair .....	180
Tomato .....	40	Tonic for Oily Hair .....	180
Tomato Bisque .....	40	To Keep False Hair Clean .....	180
Vegetable .....	40	<b>Care of the Teeth—</b>	
<b>SOUP ACCESSORIES</b>		Tooth Decays and it Causes .....	192
Cheese Crackers .....	36	Prevention of Tooth Decay .....	192
Croutons .....	36	<b>Care of the Eyes—</b>	
Noodles .....	36	How to Preserve Sight .....	196
<b>VEGETABLES</b>		How to Select Glasses .....	196
Asparagus .....	66	Pointers to Spectacle Wearers .....	196
Beets .....	69	Signs of Failing Vision .....	194
Brussels Sprouts and Cabbage .....	69	<b>Health and Beauty Hints—</b>	
Carrots .....	69	Astringent Tonic Skin Lotion .....	184
Cauliflower .....	69	Blackheads .....	186
Celery .....	69	Bleach for Tan .....	184
Corn .....	69	Elderflower Cream for Mas-	184
Greens .....	69	sage .....	184
How to Cook Vegetables .....	66	Eyebrow and Lash Tonic .....	186
Kohl Slaw .....	72	Face Powder for Brunettes .....	186
Lyonnaise .....	70	Freckle Lotion .....	186
Macaroni, baked .....	70	Harmless Rouge .....	186
Macaroni, baked with Tomatoes .....	70	Massage Creams and Lotions .....	184
Macaroni, boiled .....	70	Nail-Polishing Powder .....	184
Peas .....	70	To Whiten Hands .....	184
Potatoes, balls .....	72	<b>Special Articles—</b>	
Potatoes, boiled .....	70	Equipment for the Modern	172
Potatoes, chips .....	72	Home .....	172
Potatoes, Creamed .....	72	Fire Insurance for the Home .....	104
Potatoes, Hash brown .....	72	Hints for House, Office and	160
Potatoes, French fried .....	200	Store .....	160
Potatoes, mashed .....	70	Packing, Moving and Storage .....	166
Potatoes, puffs .....	206	Recreation in the Home Life .....	169
Potatoes, sweet, browned .....	72	Things Worth Knowing .....	174-182
Potatoes, riced .....	206	The Science of Healing with-	170
Potatoes, scalloped .....	72	out Drugs .....	170
String Beans .....	66	Winnipeg .....	162-163
Tomatoes, scalloped .....	70	<b>How to Bake Bread—</b>	
Tomatoes, stuffed .....	70	To Bake Bread .....	196
Turnips in White Sauce .....	70	To Knead Bread .....	197
		The Care of Bread .....	197
		Nut Bread .....	198
		Water Bread .....	197
		<b>Methods of Cooking—</b>	
		Roasting .....	21
		Broiling .....	21
		Paan-Broiling .....	21
		Sauteing .....	21
		Frying .....	21
		Utensils .....	21
		Boiling .....	22
		Larding .....	22
		Daubing .....	22
		<b>How to Carve—</b>	
		Whole Fish .....	22
		Beef .....	22
		Rolled Ribs .....	22
		Beef Steaks .....	22
		Sirloin Steak .....	22
		Lamb and Mutton .....	24
		Lamb and Mutton .....	24
		Veal .....	24
		Pork .....	24
		Roast Ham .....	24
		Tongue .....	24
		Roast Pig .....	24
		Poultry .....	24
		Poultry .....	26
		<b>When and How to Serve Wines</b> .....	
		30	
		<b>How to Prepare Fruit for</b>	
		Tables .....	
		218	
		<b>Table of Weights and Measure-</b>	
		ments .....	
		18	
		<b>Time Required for Cooking</b>	
		Meats and Vegetables .....	
		18	
		<b>Time for Broiling .....</b>	
		18	
		<b>Butler's Duties .....</b>	
		26	
		<b>Dinners and Luncheons .....</b>	
		26-30	
		<b>Menu for a Formal Dinner .....</b>	
		30	
		<b>Courses for Formal Dinner .....</b>	
		32	
		<b>The Informal Dinner .....</b>	
		32	
		<b>The Formal Luncheon .....</b>	
		32	
		<b>The Informal Luncheon .....</b>	
		32	
		<b>Breakfast Menus .....</b>	
		215	
		<b>Supper Menus .....</b>	
		218	
		<b>Dinner Menus .....</b>	
		216	
		<b>Garnishings .....</b>	
		32	
		<b>Stuffing .....</b>	
		206	
		<b>Home Comfort .....</b>	
		156	
		<b>Quantity of Material Sufficient</b>	
		to Serve 200 People .....	
		156	

**MARR'S Roast Chicken makes the smile that won't come off—See page 1**



# White Star Brand

---

IS A GUARANTEE OF

The Highest  
Standard of  
Quality Food  
Products

Ask for ..

WHITE STAR BAKING POWDER  
WHITE STAR FLAVORING EXTRACTS  
WHITE STAR TEA AND COFFEE  
WHITE STAR SPICES AND HERBS  
WHITE STAR JELLY POWDER  
WHITE STAR ICING SUGAR  
WHITE STAR VINEGAR AND SAUCES  
WHITE STAR PICKLES

## REFUSE SUBSTITUTES

THEY ARE NOT "Just as Good" and generally recommended because they show more profit to the Grocer.

---

ALL WHITE STAR PRODUCTS ARE PURE AND WHOLESOME AND SATISFACTION GUARANTEED



# BUSINESS DIRECTORY

	Page		Page
<b>ADVERTISING AGENCIES</b>		<b>D.D.D.D. REMEDIES</b>	
The Brandow Publishing Co. Ltd. ....	152n	The D.D.D.D. Remedy Co. ....	213
<b>AERATED WATERS, GINGER ALE, Etc.</b>		<b>DECORATORS</b>	
The Blackwoods Limited. . . . .	Inside Back Cover	J. C. Legge & Co. ....	99
<b>AUTOMOBILE LIVERY</b>		<b>DENTISTS</b>	
McIlwain Bros. ....	29	Dr. P. J. Gallagher ....	23
Winnipeg Taxicab Co. ....	81	Dr. T. G. Moxnes ....	193
<b>BANKS</b>		<b>DRUGGISTS</b>	
Royal Bank of Canada ....	9	Bartlett's Drug Store ....	175
<b>BATHTUBS, BATHROOM FIXTURES, GRATES, Etc.</b>		Brooking's Drug Stores ....	48
Winnipeg Paint & Glass Co. ....	20	Connell & Co. ....	143
<b>BILLIARD TABLES</b>		McCullough's Drug Stores ....	109
J. D. Clarke Billiard Co. ....	168	<b>DRAYAGE</b>	
<b>BOOKSELLERS</b>		Central Dray & Express Co. (Ph. G. 2634) 73	
North-West Bible & Tract Depot Ltd. ....	87	<b>DRESSMAKING</b>	
The Bible House ....	211	Miss Ada Blackmore ....	105
<b>BOOTS AND SHOES</b>		<b>DRY GOODS</b>	
Cut Rate American Shoe Store ....	68	R. McKiechan ....	37
Quebec Shoe Store ....	4	<b>DYERS AND DRY CLEANERS</b>	
The Agnew Shoe Store ....	110	The Canadian Renovating Co. ....	155
<b>BREAD</b>		The Maple Leaf Renovating Co. ....	191
Milton's Bakery ....	17	The Vaaso Cleaners ....	43
Milton's Bakery ....	85	<b>DYE WORKS</b>	
<b>BUILDERS' SUPPLIES, CONTRACTORS, Etc.</b>		The Morris Dye Works ....	81
The Guilbault Co. Ltd. ....	179	<b>ELECTRIC HOUSEHOLD APPLIANCES</b>	
<b>CAKES AND PASTRY</b>		Shipman Electrical Co. Ltd. ....	133
D. M. Braden ....	117	<b>ELECTRICIANS</b>	
Marr's Star Home Bakery ....	1	Marriot Denbigh Co. ....	53
Matt. Thompson. ....	39	The Lombard Electrical Co. ....	115
<b>CARPENTERS AND BUILDERS</b>		Crescent Electric Co. ....	143
A. S. Gilker ....	157	<b>ELECTRIC VIBRATORS (REX)</b>	
F. W. Gay ....	10	R. A. Gillespie ....	185
Wm. A. McBean ....	123	<b>ELECTRIC STOVES</b>	
<b>CONFECTIONERS, ICE CREAM, Etc.</b>		Paul Johnson ....	173
R. Hardyman ....	219	<b>EXPRESS AND BAGGAGE</b>	
<b>COAL SAVING, "SCHALLER"</b>		Central Dray & Express Co. (Ph. G. 2634) 73	
The Coal Saving Co. ....	59	<b>FEATHER EMPORIUM</b>	
<b>CARTERS</b>		"Dubois" ....	199
Central Dray & Express Co. (Ph. G. 2634) 73		<b>FIRELESS COOKERS, "IDEAL"</b>	
<b>CHURCHES</b>		Orr & McLain ....	25
Emmanuel Baptist Church ....	191		

Call at MARR'S and take your meals home hot—See page 1

## BUSINESS DIRECTORY

	Page		Page
<b>FLOOR OIL, FURNITURE POLISH</b>		<b>INVALID PORT WINE</b>	
The Carbon Oil Works Ltd. ....	99	W. S. Ferguson .....	27
<b>"FLOORITE"</b>		<b>INVESTMENTS</b>	
St. John Chemical Co. ....	123	Heinitz Investment Co. ....	115
<b>FLORISTS</b>		<b>KITCHEN CABINETS, "HOOSIER"</b>	
The Fort Garry Floral Co. ....	65	The Hoosier Store .....	91
<b>FUEL DEALERS</b>		<b>KODAKS</b>	
Brock & Muttelbury Ltd. ....	107	Steele-Mitchell Ltd. ....	75
<b>FURNACES, "GOOD CHEER"</b>		<b>LADIES' TAILORS</b>	
John Dunfield & Son .....	149	The Hargrave Ladies' Tailoring .....	137
<b>FURNITURE</b>		Finch-Fashens .....	65
J. A. Banfield .....	41	M. B. Lee Company .....	217
Crescent Home Furnishers .....	209	<b>LAUNDRIES</b>	
<b>FURRIERS</b>		Peerless Laundry .....	223
The Albert J. Brenton Co. Ltd. ....	93	Winnipeg Laundry .....	15
<b>GROCERIES</b>		<b>LIQUOR AND DRUG CURE</b>	
The W. H. Stone Co. Ltd. ....	207	The Evans Gold Cure Institute .....	33
The Sutherland Grocery .....	151	<b>LOANS</b>	
The Sherbrooke Grocery .....	113	Dominion Home and Loan Society .....	63
Adam Hunter .....	155	<b>LOCKSMITH AND SAFE EXPERT</b>	
<b>HAIRDRESSERS</b>		J. A. Lozo .....	35
European Hairdressing Parlors .....	83	<b>LUMBER</b>	
Saalfeld & McLean .....	181	Empire Sash and Door Co. Ltd. ....	201
<b>HARDWARE</b>		<b>MACARONI, VERMICELLI</b>	
Chas. Mulvey .....	19	H. Constant .....	71
The Whiting Hardware Co. Ltd. ....	221	<b>MEAT MARKETS</b>	
<b>HOME BUILDERS</b>		Ed. Bissett .....	205
Whitlaw & McFadyen .....	47	Hughes & Robertson .....	55
The Residential Building Co. Ltd. ....	67	R. R. Rundle .....	51
<b>HORSE RADISH</b>		Robertson's Meat Market .....	97
W. A. Taylor .....	120	<b>MEN'S FURNISHINGS</b>	
<b>ICE</b>		The Men's Store Ltd. ....	219
The Aretic Ice Co. Ltd. ....	127	<b>MEDICAL ELECTRICITY, ELECTRIC LIGHT BATHS, X-RAY, Etc.</b>	
<b>INSURANCE (CASUALTY)</b>		National Institute .....	94
The Western Canada Acc. & Guar. Insurance Co. ....	185	<b>MESSENGER SERVICE</b>	
<b>INSURANCE (FIRE)</b>		Canada Messenger and Distributing Service .....	61
Allan, Killam & McKay .....	3		
G. F. Caruthers .....	165		
Whitlaw & McFadyen .....	47		
<b>INSURANCE (LIFE)</b>			
Western Empire Life .....	125		

**MARR'S will do your Cooking, but they won't pay your Rent—See page 1**





## START OUT RIGHT

---

---

¶ One of the most important things about the house is the linen, both household and personal.

¶ Few people nowadays do laundry work at home. The power laundry can do it so much better, and it is such a relief to eliminate "Wash-Day" from the week's work

¶ We are in a position to give you particularly good service in this regard, as we make a specialty of private work, and handle more personal laundry than any other concern in the city.

¶ Our patrons include the best people in town, and it is only necessary to ask your friends in order to learn how highly they esteem our work.

¶ A trial will convince you of the many excellencies of our service which our modesty forbids us to bring to your attention.

---

---

## WINNIPEG LAUNDRY Limited

Phones

GARRY 4540  
GARRY 4541

Plant and Offices

965-971 SHERBROOKE ST.  
Cor. Logan Avenue

## BUSINESS DIRECTORY

	Page		Page
<b>MILK AND CREAM</b>		<b>SAUSAGES</b>	
City Creamery .....	139	D. W. Fraser .....	89
<b>MUSIC BOOKS</b>		<b>SEWING MACHINES</b>	
Canada Man. Imp. & Dist. Co. Ltd. ....	217	Raymond Mfg. Co. Ltd. ....	57
<b>MUSIC TEACHERS</b>		<b>SEWING MACHINE REPAIRS</b>	
The Canadian Conservatory of Music. ....	175	J. E. Bryans' .....	101
<b>NEWSPAPERS</b>		<b>SEEDS AND BULBS</b>	
The Winnipeg Tribune .....	2	Wm. Rennie Co. Ltd. ....	10
<b>OPTICIANS</b>		<b>SHOE REPAIRS</b>	
N. H. Neill .....	195	W. R. Goodey .....	183
<b>OSTEOPATHY</b>		<b>SPICES</b>	
Dr. G. Glenn Murphy .....	171	The White Star Mfg. Co. ....	12
<b>PAINTS, VARNISHES, Etc.</b>		<b>STORAGE</b>	
J. H. Ashdown Hardware Co. Ltd. ....	119	Security Storage & Warehouse Co. ....	167
<b>PEST EXTERMINATORS</b>		<b>TAILORS</b>	
Harry Mitchell, D.P. ....	183	Caleb M. Dannagher .....	77
<b>PHONOGRAPHS "EDISON"</b>		Beggs & Kerrighan .....	203
Babson Bros. of Canada Ltd. ....	159	Brookler & Mielowsky .....	110
<b>PHOTO STUDIOS</b>		Rankine, Hill & O'Brien Ltd. ....	151
Bauslaugh & Taylor .....	145	<b>TEAS</b>	
Howlet & Richardson .....	105	Hudson's Bay Co. .... Inside Front Cover	
W. W. Robson .....	68	<b>TINSMITHS, FURNACE REPAIRS, Etc.</b>	
<b>PIANOS</b>		Elm Sheet Metal Works .....	157
Cross, Goulding & Skinner Ltd. ....	57	G. L. McCaw .....	113
Tucker Piano & Music Co. Ltd. ....	75	Poole & Lightly .....	101
<b>PICTURE FRAMING</b>		<b>TRANSFERS</b>	
W. E. Scott .....	129	Central Dray & Express Co. (Ph. Garry 2634) .....	73
Cranston Art Co. ....	145	<b>TRUSTS</b>	
<b>PLUMBING AND HEATING</b>		The Commercial Loan & Trust Co. ....	6
W. R. Caven .....	55	<b>TYPEWRITERS</b>	
Alex. Cleland .....	43	The Smith Visible Typewriter Co. Ltd. ....	195
The E. Smart Plumbing Co. ....	103	<b>UNDERTAKERS</b>	
<b>REAL ESTATE</b>		J. B. McNamee .....	134
Menzie & Shauntz .....	45	Clark, Leatherdale Co. ....	61
Westside Realty Co. ....	161	<b>UPHOLSTERERS, CARPET CLEANERS</b>	
J. G. Kepler .....	37	J. E. Ford & Co. ....	203
Lowery Bros. ....	89	<b>VACUUM CLEANERS</b>	
J. W. Harris .....	152A	The Zimmer Machine Co. Ltd. ....	130
<b>REFRIGERATORS</b>		<b>WEATHER STRIPS</b>	
W. R. Williams .....	177	H. J. Dennis .....	152A
<b>"ROBINSON SPRING WATER"</b>		<b>WINDOW CLEANING</b>	
R. J. Mollan .....	53	Winnipeg Window Cleaning Co. ....	103
R. J. Mollan .....	109	<b>WINES AND LIQUORS</b>	
<b>ROOMING AND RENTAL</b>		R. C. Lee & Co. Ltd. ....	48
City Rooming & Rental .....	79	Lemire & Co. ....	31
<b>SANITARY SPRAY</b>			
Western Sales Agency .....	29		

**MARR'S Roast Chicken makes the smile that won't come off—See page 1**

Page  
...89  
...57  
RS  
...101  
...10  
...183  
...12  
...167  
...77  
...203  
...110  
...151  
Cover  
Etc.  
...157  
...113  
...101  
...73  
...6  
...195  
...134  
...61  
ERS  
...203  
...130  
152A  
103  
...48  
...31  
pe 1

---

# To Good Housewives

---

INSIST THAT  
YOUR GROCER  
SUPPLIES YOU  
WITH . . . . .

---

## MILTON'S BREAD

---

EVERY LOAF  
CONSISTS SOLELY  
OF THE PUREST  
==== AND ====  
BEST INGREDIENTS

Our Delivery will call on you.  
Drop us a Card or Telephone.

---

## MILTON'S BAKERY

672-674 BANNATYNE AVE.

GARRY 814

674 BANNATYNE AVE.	- -	GARRY 814
440 NOTRE DAME AVE.	- -	GARRY 1062
828 SHERBROOK ST.	- -	GARRY 2160

## THE REAL HOME-KEEPER

---

### A TABLE OF WEIGHTS AND MEASURES FOR HOUSEKEEPERS

With weights and measures just and true,  
 With stoves of even heat,  
 Well buttered tins and quiet nerves,  
 Success will be complete.

10 eggs .....	1 pound	2 gills .....	make 1 teacupful
1 quart of flour .....	1 pound	2 teacupfuls .....	make 1 pint
2 cupfuls of butter .....	1 pound	4 tablespoonfuls salt .....	make 1 ounce
1 generous pint of liquid .....	1 pound	1½ tablespoonfuls granulated	
2 cupfuls of granulated sugar .....	1 pound	sugar .....	make 1 ounce
2 heaping cupfuls of powdered		2 tablespoonfuls flour .....	make 1 ounce
sugar .....	1 pound	1 pint loaf sugar .....	makes 10 ounces
1 pint of finely chopped meat,		1 pint brown sugar .....	makes 12 ounces
packed solidly .....	1 pound	1 pint granulated sugar .....	makes 16 ounces
(The cup used is the common kitchen cup,		1 pint wheat flour .....	makes 9 ounces
holding half a pint)		1 pint corn meal .....	makes 11 ounces
2½ teaspoonfuls make one tablespoonful			
4 tablespoonfuls .....	make 1 wineglass		
2 wineglassfuls .....	make 1 gill		

A piece of butter the size of an egg makes  
 about 1½ ounces

All measures are level; levelling done with back of a case knife.  
 Standard tablespoon, teaspoon and half-pint measuring cup are used.  
 To measure butter, lard, etc., pack into a cup or spoon and make level with case knife

### TIME REQUIRED FOR COOKING THE FOLLOWING MEATS AND VEGETABLES

Beef, sirloin, rare, per pound	8 to 10 mins.	Green peas, boiled .....	20 to 40 mins.
Beef, sirloin, well done, per		Shelled beans .....	1 hour
pound .....	12 to 15 mins.	String beans .....	1 to 2 hours
Chickens, 3 or 4 lbs. weight, 1 to 1½	hours	Green corn .....	from 20 to 30 mins
Duck, tame .....	from 40 to 60 mins.	Asparagus .....	15 to 30 mins.
Lamb, well done, per pound .....	15 mins.	Spinach .....	1 to 2 hours
Pork, well done, per pound .....	30 mins.	Tomatoes .....	1 hour
Turkey, 10 pounds .....	3 hours	Cabbage .....	45 mins. to 2 hours
Veal, well done, per pound .....	20 mins.	Cauliflower .....	1 to 2 hours
Potatoes, boiled .....	30 mins.	Dandelions .....	2 to 3 hours
Potatoes, baked .....	45 mins.	Beet greens .....	1 hour
Sweet potatoes, boiled .....	45 mins.	Onions .....	1 to 2 hours
Sweet potatoes, baked .....	1 hour	Beets .....	1 to 5 hours
Squash, boiled .....	25 mins.	Turnips .....	45 mins. to 1 hour
Squash, baked .....	45 mins.	Parsnips .....	from ½ to 1 hour

### TIME FOR BROILING

Steak, 1 inch thick .....	4 to 6 mins.	Fish, thick .....	15 to 25 mins.
Steak, 1½ inch thick .....	8 to 15 mins.	Chickens .....	20 to 30 mins.
Fish, small and thin .....	5 to 8 mins.		

Dr. Watson's Invalid Port, all Druggists and Grocers—See page 48



The —  
**Stewart**  
**Stoves and**  
**Ranges**

In Many  
 Styles from

**\$15**

to

**\$65**

—  
 Household  
 Hardware

—  
 Cutlery

—  
 Copper  
 Nickel  
 Plated  
 Ware

Enameled Ware, Electric Washing Machines, Vacuum Cleaners.  
**SHERWIN-WILLIAMS' PAINTS AND VARNISHES**  
 Floor Finishes, Wall Paints, Furniture Polishes

**CHARLES MULVEY**

Phone St. John 420


303-305 NAIRN AVE., ELMWOOD

Phone your orders and receive prompt and courteous attention.

Goods Delivered Free Anywhere in the City.

# Every Bride Looks for Neatness and Coziness in her New Home

*Don't Disappoint Her—Let Us Help You*



## BATHROOM FITTINGS

Nowhere in your entire home can you add more neatness than in the bathroom. Towel Racks, Cabinets, Mirrors, Shower, Tumbler Holder, Tooth Brush Rack and Sponge and Soap Baskets are all necessary. By securing these in nickel plated and enamel finish you can obtain a most pleasing effect. Our stock of these is the most complete in Western Canada and we are in a position to best care for your individual peculiar tastes and can also give you valuable suggestions.

## GRATES AND FIRE SETS

Modern homes are all being equipped with the comfortable-looking fireplace. Around this spot most of your indoor hours will be spent. The addition to this of a neat fire set will improve its appearance more than you would imagine. Some very pretty sets are stocked in dead black, and burnt antique brass. In addition to these you will be interested in looking over our stock of spark guards, fenders, irons and portable baskets. Buying from a stock such as ours you may be assured of securing the latest ideas and fixtures that are just a little different from the ordinary kind.

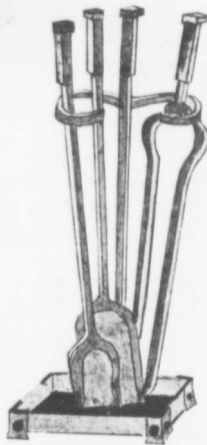
When you are ready to buy call and examine our stock.

THE  
**Winnipeg Paint & Glass Co. Ltd.**

"Everything for a Building"

175 Notre Dame Ave., East

Winnipeg, Canada



METHODS OF COOKING

**Roasting**—All meat should be placed at least one inch from the bottom of the baking pan, using trivet or rack made for the purpose. Rub the joint well with salt and pepper, and dredge with as little flour as will insure a dry surface. Very lean meat is improved by having thin slices of fat meat, either bacon or pork, or its own fat, laid over the surface at first until there is sufficient drippings to baste with. The oven and pan should be hot at first, then gradually reduce the heat. Baste frequently with equal quantities of fat drippings and water. (For time see the table.)

When done, remove roast to a hot platter, drain off the fat, add enough water to dissolve the glaze left in pan, and use this for gravy, either "au jus" or thicken slightly with brown roux.

This is a method for all roasts. The time varies with the kind of meat.

**Braising**—Braising is particularly adapted for meats that are lacking in flavor or are tough. A deep pan with a close-fitting cover is necessary. The covered pans sold as roasters are really braising pans, and owe their excellence to the fact that the two parts fit together so tightly as to confine the steam, thus the meat is cooked in its own vapor. The most stubborn pieces will yield to the persuasion of a braising pan and become tender, especially if a few drops of lemon juice or other acid be added to the gravy in the pan. Braising also affords an opportunity to render the coarse pieces savory by laying them upon a bed of vegetables or sweet herbs. Dry meats can be enriched by the process known as daubing.

**Broiling**—Broiling is cooking by direct exposure to a heat over a gas flame or hot coals. The surfaces are seared by exposing the meat to great heat at first, thus preventing the juices from escaping.

**Pan-Broiling**—Heat a cast-iron or steel frying pan to a blue heat. Rub it with a bit of fat meat till well oiled. Season the meat and lay in the pan just long enough to sear thoroughly, then turn and sear the other side, and continue turning often enough to keep the juices from escaping. Reduce heat and cook more slowly until meat is done.

**Sauteing**—To saute is to cook in a hot, shallow pan with a little fat, browning first one side and then the other.

**Frying**—To fry is to cook in hot fat, deep enough to cover the material to be cooked. Test for cooking as follows:

For cooked materials a one-inch cube of bread should turn golden-brown in forty seconds.

For uncooked materials a one-inch cube of bread should turn golden-brown in one minute.

All materials not containing egg, should be dipped in egg and crumbs to prevent food from absorbing fat. The albumen is hardened by the heat and forms a coating. Cook only a few pieces of the article at a time, reheating after each frying. Drain on brown paper.

**Utensils**—Iron or granite kettle, wire egg beater, and brown paper to drain on. Wire baskets are nice to have, but not essential.

The fats used are lard, cottolene and olive oil. To clear fat after using cut a raw potato into one-fourth-inch slices and add to the cooled fat. Heat gradually and when potatoes are browned strain fat through cheesecloth placed over a strainer. If carefully strained each time the fat can be used repeatedly.

**Boiling**—In boiling, as in roasting, the general principle is to subject the meat to a high degree of heat at first until a layer of albumen hardens over the entire surface. The temperature should then be dropped much below boiling point and kept there until the gelatine and connective tissues are softened to almost the point of dissolving. Let the meat partly cool in the liquor, and if the slices are served on very hot plates they will be juicy, tender and well-flavored.

**Larding**—Use a piece of salt pork fat. Shave off the rind as closely as possible, cut the fat in one-fourth-inch strips, and cut these into strips the same width. With a larding needle draw these strips into the meat, leaving the stitches evenly distributed and in alternate rows until the whole upper surface is covered.

**Daubing**—When the large lardoons are forced through meat from surface to surface the process is called daubing.

### CARVING

To master the art of carving one must understand the anatomy of the meat to be carved. The carver should insist upon having a sharp knife, a large platter, and sufficient space to move his arms.

**Whole Fish**—The carving of fish is extremely simple. Run the knife the whole length of the back fin, then cut from the back fin to the middle of the fish; the flesh may then be separated from the bone. When one side is served, turn the fish over and carve the other side the same way. The centre of the fish is considered the best, as it is the fattest portion. The meat around the head and neck is decidedly gelatinous. Medium-sized fish like mackerel, salmon trout, and so forth, are cut through the bone, thus giving a piece of fish on either side of the backbone for each serving.

**Beef**—For carving roast beef, a long, broad-bladed knife is required. Always cut across the grain of the meat; never with the grain. The joint of the beef known as the porterhouse roast or sirloin roast consists of the sirloin, the tenderloin, and the flank. The flank is tough, and if roasted, with the meat, is generally used for some made dish, such as croquettes, or hashed meat on toast; it is seldom carved at the table.

The **tenderloin** and **sirloin** must be carved against the grain. Cut thin slices parallel with the vertebræ, then cut close to the backbone, thus separating the slices. Rib roasts are carved the same way as the sirloin.

**Rolled Ribs** and round of beef are carved in round slices as thin as possible, each slice having considerable fat mixed with the lean.

**Beef Steaks** are carved across the grain.

**Sirloin Steak**—Cut slices at right angles to the vertebræ in both the sirloin and the tenderloin, then separate.

### LAMB AND MUTTON

A **Leg of Mutton** is considered by many the most difficult piece of meat to serve. If the hip bone is removed, the carving of this joint is simple, but it is



MODERN DENTISTRY

**DR. P. J.  
GALLAGHER**

—  
SUITE 3

327 Portage Avenue

WINNIPEG

—  
TELEPHONE MAIN 7929

usually left in. Place the leg on the platter, with the skin side next to the platter. Carve from the hip bone across the leg; these will be the largest slices as they come from the part of the joint which has the most meat. The portions near the knuckle are to be served in the same way; they will not be so rare as the thicker slices. Chops may be cut from the upper part of the leg.

**Fore Quarter of Mutton or Lamb**—Remove the fore leg and the shoulder, then separate the rib chops. Every part of the fore quarter of lamb is sweet and tender, but the neck in the fore quarter of mutton should be used only for stewing. In carving the shoulder of either lamb or mutton, one must study the meat before cooking.

**The Saddle of Mutton**—There are several ways of carving this joint. The fat, tenderloin, and kidneys should all be removed in one piece. The most popular way is to cut long slices parallel with the backbone, on the portion nearest the tail, and slices diagonally on the portion nearest the neck.

**The Loin of Mutton**—Generally this joint is carved by merely separating the chops, but it may be carved in the same manner as the saddle of mutton.

### VEAL

**Fillet of Veal**—This cut is carved like the round of beef.

**Shoulder of Veal**—The shoulder is often boned and stuffed. In that case, cut through the meat from side to side. If the bone is left in, carve in the same manner as the shoulder of mutton.

**Loin of Veal**—This cut is often stuffed, and the kidney is always cooked with the meat. Carve the same as the sirloin of beef, in large, thin slices.

### PORK

**Pork Spare Ribs**—Serve one rib to each person.

**Loin of Pork**—Chops may be carved and served, or the roast may be carved exactly like the sirloin of beef.

**Roast Ham**—Cut through the meat to the bone, using the portion nearest the knuckle first. Ham should be cut in very thin slices.

**Tongue**—The small end of the tongue is inferior to the thicker portion. Cut slices crosswise of the tongue and serve a slice from both portions to each person.

**Roast Pig**—Place the head of the pig at the right hand of the carver. Cut off the ears, then the head; cut the head in halves. Cut the whole length of the backbone, dividing the creature in two pieces. Cut off the leg of one half, then separate the shoulder from the body. Carve the ribs and loin at right angles with the backbone. Cut the other half in the same way. Young pig is very tender and the bones are soft, so carving is an easy matter.

### POULTRY AND GAME


**To Carve Poultry**—Place the bird on the platter with the head to the left and the side toward the carver. Insert the fork across the centre of the breastbone. Remove the wing, then the leg, then the side bone between leg and body. Cut slices from the breastbone to place from which wing was removed. Remove wishbone by cutting from end of breast to the left of the wing joint. Make an incision to the right of breastbone for removing stuffing. Remove fork from

# "IDEAL"

MADE IN ONE, TWO  
AND THREE COM-  
PARTMENTS

Fireless  
Cook  
Stove

TEN  
SIZES



No. 13  
Style "A"

Roasts Stews  
Bakes Fries  
Steams Boils

Separate lids  
for each com-  
partment—  
Steam valve—  
Water sealed  
top—  
Pure alumi-  
num lining—  
Seamless  
cooking com-  
partments—  
Pure  
aluminum  
utensils—  
Special  
formula,  
strata-laid  
insulation—  
Beautifully  
finished vol-  
canized solid  
oak cabinet.

**BAKE**, roast, steam, stew, boil or fry your food  
in an "Ideal" Fireless Cookstove.

**SOME PEOPLE** have an idea that fireless cook-  
stoves are only good for boiling potatoes,  
soup, cereals, etc.

**TO COOK** all your meals in a tempting,  
appetizing manner without fire may seem  
impossible to you. But it's the simplest thing  
in the world.

To lock up an entire, uncooked meal in shining, seamless  
pure aluminum wells, forget all about it for hours, and  
when meal time comes, to find it piping hot, deliciously  
savory and tasty, ready to serve, seems like a fairy tale.

Yet thousands of women are cooking this way. They  
shop, read, visit or sew—whatever fancy dictates, while  
other women stand over hot stoves, with faces like beets,  
stirring, turning, basting, frying, etc. The food is wasted,  
often burned, fuel bills run up, nerves are on edge.

If you haven't a fireless cookstove, come in and let us show  
you what the "Ideal" will do for you—what we guarantee it  
will do, or write us and have us send some advertising matter.  
Cook the new, easy, better way and save time and money.

The "Ideal" Fireless Cookstove and the Square and Round Steam  
Cookers. Manufactured only by

**THE TOLEDO COOKER CO.**  
TOLEDO, OHIO

**ORR & McLAIN**  
(CANADIAN SALES AGENTS)

288 PRINCESS STREET

WINNIPEG, Man., Can.

breastbone and cut the leg in small portions. Serve a slice of the light and a slice of dark meat to each person.

Serve one side of the bird before carving the other side.

**Broiled Chicken**—Cut through the breast and cut in halves at right angles with the top of leg. But if birds are small, serve one to each person.

**To Carve a Duck**—Cut off the wing and the leg the same as for poultry. Cut the breast meat parallel with the breastbone, beginning at the side between the wing joint and the thigh.

**To Carve a Goose**—Carve in the same manner as a roast duck, but cut the leg into several portions.

**Grouse and Partridges**—These birds are carved like a goose, although sometimes the breast is separated from the bone and one-half breast is served to each person. Pigeons, quails and small birds are served whole, and generally on toast.

### BUTLER'S DUTIES

A butler is generally given full charge of the dining room, as well as of the other men servants. He waits on the table at breakfast, usually alone; but if the family is large or there are guests present, he may be assisted. He directs the washing of dishes and the cleaning of the silver. He prepares the salad. He attends to the bell, to the fires, to the lighting of the house. He makes and serves afternoon tea and sets the table for dinner. He announces all the meals, serves the dinner, does all the carving. If he is assisted, he serves the principal dishes, and the assistant serves the vegetables and sauces. He is responsible for the safety of the silver, for the arrangement of the flowers and fruits, and for the proper serving of the wines. He has full charge of all refreshments served in the evening, and is responsible for the locking of the house at night. He alternates with the footman or waitress in answering the bell in the evening.

### DINNERS AND LUNCHEONS

A formal dinner generally consists of ten courses, but may be eight or twelve. In order to have one harmonious whole, the different courses must blend well with each other. Avoid repetition; if oysters appear in the first course, they must not appear again. Observe these two points particularly in arranging the table: First, have the table linen immaculate and without folds; and second, arrange the covers with mathematical exactness.

The table may be square, oblong, or round; it must be covered with a soft pad, and then with the tablecloth, which should hang over the sides of the table at least one-quarter of a yard on every side. The selection of the guests for a formal dinner is extremely important, and the seating at the table so that all are congenial takes some time to plan. Name cards should be placed at each cover. Each gentleman should be given a card, on entering the dressing-room, with the name of the lady whom he is to escort to the dining-room, and the letter R or L, also on the card, indicating to the right or left of the hostess.

When dinner is announced, the host with the guest of honor leads the way to the dining-room, followed by the other men with their ladies, and the hostess with the gentleman of honor brings up the rear. The guests all stand behind their chairs until the hostess makes a move to be seated; then the men push up the chairs for the ladies, each lady seating herself from the left of her chair.

# FERGUSON'S INVALIDS' PORT WINE

This is one of the best tonics known to science as an upbuilder of a weak system.

Lots of people get into a run-down condition from overwork and too close confinement indoors.

They go to a doctor, and in nine cases out of ten he will write you out a prescription for some drugs and will charge you \$2.00 each time he calls on you.

Take my advice and hitch your wagon to a star and jump in before the star gets the start of you; in other words, buy a bottle of FERGUSON'S INVALIDS' PORT and you will not have to consult a doctor.

After you have tried one bottle you will never be without it in your home.

You can purchase my Invalids' Port at all first class Drug Stores at the nominal price of \$1.00 per bottle.

**TRY IT!**

**W. S. FERGUSON, Manufacturer**

## THE REAL HOME-KEEPER

---

The decoration of the table should be simple and low in design, and in the centre of the table. A small flower may also be placed at the right of each cover. Of course, the colors of the flowers must harmonize with the china, but otherwise individual taste should be exercised.

The illumination of the table is most important. If candles are used, they must be so arranged as not to interfere with the guests and the shades so placed that they will slip down as the candles burn. If candle light is insufficient, try if possible, to have the lights come from the side rather than from above.

The Cover—The place for each guest and the necessary plate, silver, glasses, knives and napkin is called the cover.

Arrangement for Cover—Allow twenty inches for every person. Place a ten-inch service plate, having decorations, right side up, in the centre of this space, and one and one-half inches from the edge of the table. Arrange knives, edges toward plate, in the order in which they will be needed, beginning at the right. At the right of the knives place soup spoon, bowl up; at the right of the soup spoon the oyster fork, with tines up; the other forks, with tines up, at the left of the plate, in the order in which they will be needed, beginning with the extreme left.

If there are too many courses to admit of all the silver being put on at once, extra silver may be placed at each cover just before serving the course requiring it.

The glasses for water should be placed just above the centre of the plate, to the right, the wine glasses to the right of the water glass, in the order in which they are to be used. Place the napkins either to the left of the forks, or over the service plate. They should be so folded as to hold a bread stick or dinner roll.

The name card is generally placed on top of the napkin or over the plate.

Serving the Formal Dinner—The dinner may be served from the butler's pantry, having each course arranged on individual plates, and placed by the waitress on the right side of the guest, with the right hand, and anything which is to be served with the courses passed with a tray to the left of the guest, and low enough and sufficiently near to the guest to be easily taken with the right hand. Served in this way there is less interruption to conversation.

Or each dish may be so arranged on a platter or serving dish on a tray that the guest may easily serve himself. Served in this way, the waitress places before each guest a plate before passing the courses.

At present the service plate is quite universally used; that is, the space in front of the guest is always occupied with a plate. When the waitress removes the course plate with the left hand, she places another plate with the right hand. In this way of serving, the tray, if used at all, is only used when the food is passed, not for removing dishes.

Removal of Courses—When every one has finished, the waitress removes one plate at a time, beginning with the hostess or with the guest at the right of the hostess.

Before the dessert, everything not needed for this course should be removed from the table; if there are crumbs, they should be carefully brushed with a napkin on to a plate or tray. After this is accomplished, place the dessert dishes from the right. While the dessert is being eaten, the finger bowls, filled one-third full of tepid water, with a slice of lemon or a geranium leaf or a flower in it, set

# AUTO LIVERY

Autos furnished for Weddings, Balls, Operas,  
Park and City driving.

Day and Night Service.

Modern 5 and 7 passenger cars.

Experienced and careful drivers.

**McILWAIN BROS.** RESIDENCE  
412 SHERBROOKE ST.  
PHONE: SHER. 5036

## Radium Brand Sanitary Spray



"Cleans Everything but a Guilty Conscience"

### House Cleaning Made Easy by Radium Brand Sanitary Spray

Think of cleaning, polishing and dusting, beside purifying the air, killing disagreeable odors, and destroying insects all with one motion, and you will begin to realize the work Radium Brand Sanitary Spray saves. ¶ Odors while cooking may be quickly and easily prevented by spraying the air—for it cleans and purifies—even the air itself. ¶ It is easier to preserve health than to cure disease—and much cheaper. Radium Brand Sanitary Spray is a preserver of health. ¶ Get a can from us today. You will find it the best investment you ever made. Radium Brand Sanitary Spray is guaranteed under the Insecticide Act of 1910, Serial No. 265

**THE WESTERN SALES AGENCY**

702-3 Notre Dame Investment Building, Winnipeg

Phone Main 2347

## THE REAL HOME-KEEPER

on a doily on a plate, may be placed in front of and above the dessert plate. When the dessert plate is removed, the finger bowl is moved into the space. If fruit follows the dessert, the guest removes the finger bowl and doily from the plate and uses that plate for the fruit. If coffee is served in the dining-room, the finger bowls are not placed until after the coffee, but coffee is usually served in the drawing-room.

**Order of Service**—The guests on the right of the host and hostess are served first in the first course, in the second course the guests on the left, in the third course the second guest on the right of the host and hostess, and so on in rotation, so that no guest is served twice first. Some hostesses insist upon being served first. If the different courses are passed rather than served from the butler's pantry, this may be a good plan, but otherwise there seems to be no reason for it.

### MENU FOR A FORMAL DINNER

	First Course	
Oysters or Clams in Shells		Brown Bread Sandwiches
	Second Course	
Consomme		Croutons
	Third Course	
Broiled Trout	Cucumbers	Maitre d'Hotel Butter
	Fourth Course	
	Croquettes or Sweetbreads	
	Fifth Course	
Saddle of Mutton, Currant Jelly		Potatoes
	Peas in Fontage Cups	
	Sixth Course	
	Punch	
	Seventh Course	
Broiled Quail and Chestnut Puree		Tomato Salad
	Eighth Course	
Bombe Glace		Sponge Cake
	Ninth Course	
	Fruit and Bonbons	
	Tenth Course	
	Coffee (Black)	

Salted almonds and bonbons to be on the table all the time. Celery to be passed with oysters. Radishes or olives to be passed with fish course.

### WHEN AND HOW TO SERVE WINES

- Sauterne, slightly cold, with oysters.
- Sherry, slightly cold, with soup.
- Rhine Wine, not very cold, with fish.
- Claret, slightly cold, with entrees.
- Champagne, very cold, with poultry and meat.
- Burgundy and Champagne, with salads.
- Burgundy, a little warm, with game.
- Port Wine or Madeira, temperature of wine cellar, with desserts.
- Cordials and Brandies, with coffee.





# Wines and Liquors

*For  
Family  
Use*

May we give you an idea of the different lines of Liquors that we carry in stock of The Highest Grade and Quality for home purpose such as

Tonic Wines  
Appetizers  
Table Wines  
Claret and Sauternes  
Dessert Wines  
After Meal Wines  
Port and Sherry Wines  
Invalid Port Wines  
Medicinal Brandy  
French Cordials  
and Liqueurs  
Champagnes

Scotch and Irish Whiskies  
Canadian Whiskies  
Holland Gins  
Norwegian Liquors  
Swedish Liquors  
Danish Liquors  
Rhine Wines  
Austrian Whisky  
Local and American Beer and  
Lager  
Olive Oils (Finest Quality)  
Red Wine Vinegar

Family Trade  
A Specialty

## LEMIRE & CO.

Phone  
Main 1883

*Wine Merchants*

Stanley Block

WINNIPEG, MAN.

625 Main St.

### COURSES

First Course—Appetizers, cold hors-d'œuvres, eaten preliminary to the dinner, supposed to stimulate the flow of the digestive juices and create an appetite.

Second Course—Oysters or Shellfish. Salt, pepper, cayenne, tabasco sauce, and tiny brown-bread sandwiches are passed with this course.

Third Course—A Clear Soup. Hors-d'œuvres, such as celery, olives, radishes or pimolas, are passed with this course.

Fourth Course—Fish, broiled, fried, or baked; sometimes potatoes, and generally cucumbers or tomatoes dressed, are served.

Fifth Course—Entrees.

Sixth Course—The Meat Course, one vegetable besides the potato.

Seventh Course—Frozen Punches or Cheese Dishes.

Eighth Course—Game or Poultry and Salad.

Ninth Course—Hot Desserts or Cold Desserts.

Tenth Course—Frozen Desserts, Cakes and Preserves may be passed with this course.

Eleventh Course—Fruits.

Twelfth Course—Coffee and Liqueurs.

### The Informal Dinner

The hostess serves the soup, and the host the fish and the roast. Vegetables, sauces and entrees are served from the side. Either the host or hostess makes the salad, and the hostess serves the dessert and the coffee. The cover is arranged same as for the Formal Dinner.

### The Formal Luncheon

The table may be covered or bare. If bare, use doilies for plates and glasses. The arrangement of the cover is the same as for the Formal Dinner. Lighter dishes are served for luncheon than for dinner; entrees take the place of the roast. Soup or bouillon is served in cups. Fruit may be served for the first course instead of canapés. The hostess sometimes serves the salad and the coffee, but it is better to have all served from the side.

### The Informal Luncheon

Like the Informal Dinner except that the roasts are omitted. When luncheon is announced, the first course may be on the table, and the dishes required for the remaining courses arranged on the side table. Seldom more than three courses are served. Tea, coffee, or cocoa are served throughout the meal.

### Garnishings

It has been said that "what appeals to the eye generally appeals to the palate."

Use care and taste in serving; dainty service will make the simplest food most attractive.

Never allow any food which looks unsightly to be served. Toasted bread, burned on one side, may take away the appetite, but toasted a golden-brown

"The Evans Institute is unique as well as successful, having been designed and constructed entirely by former victims of drunkenness who were cured by its system of treatment."—Western Workman, Sept. 1st, 1900.

# THE EVANS GOLD CURE INSTITUTE

TWENTIETH YEAR

226 VAUGHAN STREET - WINNIPEG  
TELEPHONE MAIN 797

FOR THE CURE OF THE LIQUOR, MORPHINE AND  
TOBACCO HABITS AND NEURASTHENIA  
(NERVE EXHAUSTION)

Do you know of any one, either friend or relative, who finds that liquor has secured a stronger grip on them than they are able to shake off? To all such we can offer a sure and permanent cure for this disease and will be pleased to correspond with you or them and such correspondence will be held in strictest confidence.

The Evans Gold Cure is in its twentieth year in Winnipeg, which is long enough to convince the most sceptical as to its reliability and the sureness of our cure and we **POSITIVELY GUARANTEE** to CURE every case that we undertake. Since starting here thousands have been permanently cured, all desire and appetite for intoxicants taken away, and thousands of homes have been made happy and prosperous; besides all that, men are made healthy and strong again and constitutions broken down with drink are built up until thousands have testified to the fact that after taking our cure they feel ten years younger than before taking it. Every Mayor since 1895 has officially endorsed The Evans Gold Cure, also Ministers and Statesmen give us hearty support and encouragement, copies of whose testimonials can be seen in our testimonial book. The cost of a course of treatment, including board and room at the Institute, is one hundred and twenty dollars, which is twenty-five dollars less than is charged at any other similar institution. We will be pleased to communicate with you or any of your friends who care to have us do so and will consider all such communications in strictest confidence.

NOTE—Failures and relapses of other treatments particularly solicited.

on both sides, with crusts off, and then cut in strips and served in between the folds of a fresh doily, will appeal to the most fastidious.

Parsley is always used to garnish meats. Meats should be skewered into shapely pieces before being cooked, and served on dishes to display them well.

Steaks and chops should be trimmed before cooking, then broiled evenly on all sides—never burned.

Rib chops should be garnished with chop frills.

Slices of lemon, hard-cooked eggs cut in strips, chopped pickles and parsley are used for garnishing fish.

Cold sweet dishes are garnished mostly with jellies cut in cubes, and candied fruits, red cherries and angelica being the most popular. Nuts and raisins are also used. Ice creams are garnished with meringues and spun sugar. Cakes are garnished with nuts and plain and fancy frostings put through a pastry bag and tube. Whatever garnishing is used avoid overdoing the matter; the simplest is always the most attractive.

## FIRST COURSE DISHES

### Canapes

Canapes are made from white, Graham and brown bread, sliced very thin and cut in various shapes. They may be dipped in melted butter, toasted or fried. The slices may be covered with any of the following mixtures. Served hot or cold.

### Anchovy Canapes

Cut bread in slices one-quarter inch thick, cut in circles, dip in melted butter, sprinkle with salt and cayenne, spread with anchovy paste, and sprinkle with a few drops of lemon juice.

### Cheese Canapes

Cut bread in quarter-inch slices, spread lightly with French mustard, sprinkle with grated cheese and finely chopped olives. Or brown in oven before sprinkling with olives.

### Crab Canapes


Cut bread in slices one-quarter inch thick, three inches long, and one and one-half inches wide. Spread with butter and brown in oven. Mix one cup chopped crab meat, one teaspoon lemon juice, two drops tabasco, one-half teaspoon salt, a few drops of onion juice, and two tablespoons olive oil. Mark the bread diagonally in four sections and spread them alternately with melted cheese and crab mixture. Separate sections with finely chopped pimento.

### Sardine Canapes

Cut brown bread in circles, spread with butter, and heat in the oven. Pound sardines to a paste, add an equal amount of finely chopped, hard-cooked eggs, season with lemon juice and Worcester sauce. Spread on brown bread. Garnish each canape in the centre with a circle of hard-cooked white of egg, capped with a teaspoonful hard-cooked yolk.

# LOZO

The Lock and Key Man  
The Safe Expert



He can furnish you  
Keys to everything but  
your Happiness

The Key to that  
will be found by  
following this book  
closely, and remember  
the old saying--  
"The Key to a  
man's heart is via  
his stomach."

I make Keys of all kinds

I repair Locks, Umbrel-  
las, Parasols, etc.

I sharpen Knives, Scis-  
sors, Tools, etc.

*PHONE GARRY 4276 when you want some work done*

Phone Garry 4276

**J. A. LOZO**

65 ALBERT ST.

## THE REAL HOME-KEEPER

---

### Shrimp Cocktail

One pint shrimp, two tablespoons Worcestershire sauce, two tablespoons vinegar, three tablespoons lemon juice, one tablespoon tomato catsup, one tablespoon horseradish, one teaspoon salt, few grains cayenne, few drops tabasco. Place shrimps in shallow dish after removing the black parts. Mix other ingredients. Pour over shrimps, and let stand for several hours. Serve ice cold in small glasses as a first course. The shrimps may be mixed with the sauce and served in halves of grapefruit, in lemon shells, or tomato cups. Set on a bed of ice.

### Oyster Cocktail

Follow recipe for shrimp cocktail, using one pint small oysters drained from their liquor in place of clams.

## SOUP ACCESSORIES

### Cheese Crackers

Eight crackers, salt, cayenne, grated cheese and butter. Spread crackers thinly with butter, sprinkle with salt and cayenne, and cover with grated cheese. Cook in oven until cheese is melted.

### Croutons

Cut bread one-fourth inch in thickness, remove crust. Cut slices in strips and strips into cubes. Dip in melted butter, brown in oven, or fry in deep fat.

### Noodles

One-half teaspoon salt, one egg, cayenne, slight grating of nutmeg. Beat egg. Add seasonings and enough flour to make a stiff dough. Work on floured board until smooth and elastic. Cut a small portion and roll thin as a wafer. Cut in fancy shapes and cook in boiling salted water or soup stock twenty minutes. Serve hot in soup. This paste may be spread on the bottom of inverted dripping pans and baked in a quick oven. Crease before removing from pan.

## SOUPS

### Bouillon

Five pounds lean beef from middle round, two pounds marrow bone, three quarts cold water, one teaspoon peppercorns, one tablespoon salt, one-half cup each, cut in dice, of carrot, turnip, onion and celery. Wipe, and cut meat in inch cubes. Put two-thirds of meat in soup kettle, and soak in water thirty minutes. Brown remainder in hot frying-pan with marrow from marrow bone. Put browned meat and bone in kettle. Heat to boiling point; skim thoroughly, and cook at temperature below boiling point five hours. Add seasonings and vegetables, cook one hour, strain and cool. Remove fat and clear. Serve in bouillon cups.

---

To improve your soup use a touch of "TAYLOR'S POPLAR BRAND HORSE RADISH" See page 120

# R. M<sup>c</sup>KIECHAN

838 Main Street - Phone St. John 958

General Importer of  
Staple and Fancy Dry  
Goods

Ladies' and Children's  
Ready-to Wear

Men's Furnishings

Sole Agent in the North  
End for "The New  
Idea" Pattern Price 10c.

House Furnishings

Lace Curtains

Table Linens

Tapestry Covers and  
Curtains

Bed Spreads, Sheets,  
Blankets and Comforters

Try us once and U will  
come again

## Do you wish a Gilt- Edge Investment

?

### IF SO, BUY NOW

In St. Vital. The most rapidly developing and most beautiful suburb of Winnipeg. I specialize in St. Vital and Norwood properties, and can always quote you the best on the market. If you wish to double your investment see me at once.

**J. G. KEPLER** 508 McArthur Bldg.

Phones M. 4511—Res. G. 2936

#### Puree of Celery

Cut two large stalks of celery in small pieces, and cook in salted water one-half hour or until tender. Mash and put through a sieve. Heat a quart of milk in a double boiler, add salt, pepper and butter, and slightly thicken. Add the strained celery, let boil a minute and serve. This amount will serve six people.

#### Cream of Corn Soup

Six ears corn, one pint water, one pint milk, slice of onion, sprig of parsley, two tablespoons butter, two tablespoons flour. Scour kernels of corn, and scrape pulp. Simmer twenty minutes in kettle with cobs and water. Remove cobs and rub pulp through sieve. Scald milk with onion and parsley. Remove seasonings, and add milk to pulp. Smooth butter and flour, and add to milk. Serve whipped cream rose in each dish. Pass toast fingers.

#### Corn Soup

One can corn, one pint boiling water, one pint milk, one slice onion, two teaspoons butter, two tablespoons flour, one teaspoon salt, pepper. Chop the corn, add water, and simmer twenty minutes; rub through a sieve. Scald the milk with onion, remove the onion, and add milk to corn. Thicken with butter and flour cooked together. Add salt and pepper and a little whipped cream just before serving.

#### Clam Bouillon

Wash and scrub with a brush one-half peck clams, changing the water several times. Put in kettle with three cups cold water, cover tightly, and let steam until shells are well opened. Strain liquor through double thickness of cheese cloth. Serve in bouillon cups with spoonful of whipped cream on top, and bit of parsley.

#### Cream of Chestnuts

One pint of chestnuts, shelled and blanched, one tablespoon flour, cooked with one tablespoon butter, two cups hot milk or stock, nutmeg, cayenne and salt, one cup cream. Add chestnuts, pressed through sieve, to butter and flour and hot milk or stock. Whip cream, and put in soup just before serving.

#### Emergency Soup

Put one-half teaspoon celery salt in one cup hot water; boil ten minutes, add one pint milk, small lump butter, and thicken a little.

#### Oyster Bisque

Drain a quart of oysters through a colander for ten minutes. Add to liquor an equal quantity of water and bring to a boil. Chop oysters and add to the liquor. Cook gently for fifteen minutes. Soak four tablespoons of powdered crackers in cup of hot water and add three cups of milk heated, with a pinch of salt. Heat two tablespoons of butter with tablespoon of flour. Stir in thickened milk, cook one minute, and add strained liquor. Season with pepper and salt to taste.



ASK FOR  
**MATT. THOMPSON'S**

*Cakes and Pastries*

*They are so different from  
the other makes*

*They have a delightful and  
tasty goodness that satisfies  
as well as tantalizes the  
appetite*

Wedding Cake Specialists

INSIST ON  
**MATT. THOMPSON'S**

*On Sale at all First-Class Stores*

QUALITY OUR MOTTO

### Plain Oyster Stew

One quart of oysters, four cups scalded milk, one-fourth cup butter, one-half teaspoon salt, one-eighth teaspoon pepper. Wash oysters by placing in a colander and pouring over them three-fourths cup cold water. Reserve the liquor, heat to a boiling point, and strain through double cheese cloth. Carefully pick over oysters and add to liquor. Cook until edges begin to curl. Remove oysters with a skimmer, and put in tureen with butter, salt and pepper. Add to liquor one pint milk, and pour over the oysters.

### Sour Cream Potato Soup

For six people use four good-sized potatoes, peeled and cut in real small pieces. Boil in three pints of water. When done put in one cup sour cream, salt and pepper.

### Queen Victoria's Favorite Soup

One cup cold baked chicken chopped as fine as possible, one pint chicken broth, one cup sweet cream, salt and pepper to taste, yolks of three hard boiled eggs mashed fine.

### Cream of Tomato Soup

With one tablespoon of butter put two tablespoons of flour and cook together. Add one cup of strained tomatoes, and simmer five minutes. Then add one-fourth teaspoon soda, salt and pepper to taste, and two cups of hot milk.

### Tomato Soup

Skin carefully one gallon of ripe tomatoes. Put them in soup pot. Pour over two quarts rich soup stock. Let simmer one hour, run through sieve, and return to pot. Season with pepper, salt and clove or garlic. Serve soup as it boils up second time.

### Tomato Bisque

One quart milk, one-half can tomatoes, one tablespoon butter, one tablespoon flour. Rub flour and butter together, and add to milk. Stew tomatoes, rub through sieve. Add to tomatoes two teaspoons salt, one teaspoon sugar, one teaspoon onion extract, some paprika. Then put tomatoes into milk, and beat with an egg beater to make foamy.

### Dark Vegetable Soup

Four cups soup stock, one small onion, one small carrot, one small potato, one large tomato or one-half cup of stewed tomatoes, two tablespoons of celery-broth (the celery-broth is a cereal and comes in ten-cent packages), pepper and salt. Boil until vegetables are soft, then put through colander. Serve with cubes of toasted bread.

### Vegetable Soup

Put two pounds of beef into four quarts of water, and boil one hour. Then add one good sized onion, one bunch celery, one carrot, one-half can of tomatoes, two potatoes, one bunch of parsley; all cut rather fine. Season with salt and pepper. Boil two hours. Strain through a colander. Boil for one-half hour. Serve with crackers.



## BANFIELD'S GOOD FURNITURE

A HOUSEHOLD WORD IN WINNIPEG FOR MORE THAN 35 YEARS

Since the foundation of our business we have continuously maintained the highest standard of excellence in our goods. This dependable policy, together with the experience gained in furnishing thousands of homes, has made possible the unusual and magnificent display of Furniture, Carpets, Rugs, Lace Curtains, Draperies, Stoves, Ranges, Glassware and Crockery, now awaiting your inspection.

At BANFIELD'S you can furnish a Home complete or buy a Single Piece and have that comfortable feeling that your money is well spent.

*If terms are a consideration, come in and let us talk it over.*

**J. A. BANFIELD,** Finely Finished Furniture  
492 MAIN STREET - - WINNIPEG

## FISH

The freshness of fish is best determined by the odor. If the flesh of the fish is soft and flabby the fish has been frozen or has been kept too long.

**Fish Fillets** are the flesh of vertebrate fish separated from the bone and cut into large or small pieces.

**Fish Force Meat** is the flesh of fish finely chopped and pressed through a fine sieve before being cooked.

### Garnishings for Fish

Parsley, lemon slices, lemon baskets, lemon slices sprinkled with finely chopped parsley, chopped red or green pepper, potato balls, olives, hard-cooked eggs, capers, and mashed potato and mushrooms, cucumbers and tomatoes; pickles cut lengthwise and spread to resemble a fan; maitre d'hotel butter and watercress.

### Baked Haddock with Oyster Stuffing

Two cups oysters, one-fourth cup butter, one tablespoon chopped parsley, one cup cracker crumbs, salt, pepper. Drain oysters; mix crumbs, melted butter and parsley; season highly with salt and pepper; sprinkle oysters with salt and pepper and mix with crumbs. Remove head, tail and bone from haddock; season with salt, pepper and lemon juice. Stuff with oyster stuffing and sew. Place on fish sheet or strips of cheese cloth in baking pan, dot with butter, and sprinkle with salt and pepper. Bake, allowing twelve minutes to the pound, basting with melted butter, or after fish is stuffed, place in pan; cover with buttered cracker crumbs and baste. Remove from pan to hot platter; garnish with parsley and pickles, and serve with tomato, Hollandaise sauce, or egg sauce.

### Panned Oysters

Melt two tablespoons of butter in hot frying-pan, add one pint of cleaned and drained oysters, sprinkle with salt and pepper, and cook in hot oven until edges shrivel. Serve on hot buttered squares of toast with strained liquor from oysters. Garnish with finely chopped parsley.

### Sauted Oysters

Pick over, drain and dry oysters; dip in crumbs, egg and crumb, season with salt and pepper. Melt one tablespoon each of lard and butter in frying pan. When hissing hot, cover bottom of pan with prepared oysters and saute until a golden-brown on both sides. Drain on brown paper, re-heat in oven if necessary. Serve on hot platter and garnish with parsley, lemon and sauce tartare.

### Lobster

To open a lobster, wipe lobster, break or sever small and large claws from the body. Separate tail from body portion by twisting and pulling at the same time. Remove meat from body portion carefully, picking edible portion from small bones. Reserve liver and coral if there be any; discard stomach, or "Lady." Meat from the body of the lobster is the sweetest and tenderest but is often thrown away because of the difficulty in removing it. Break the large claws, or if the

## Plumbing and Steamfitting

Is there anything that can more surely make a Saint swear than poor plumbing work in his house? If yours is defective, call on ALEX. CLELAND, 381 Redwood Avenue, or Phone St. John 1205. We give special attention to repair work. We can handle any size job, large or small. Estimates given on all classes of work. Get our figure on the plumbing for your new home. Hurry calls responded to promptly.

Repair work a specialty

**ALEX. CLELAND** 381 REDWOOD AVE.  
Phone St. John 1205

Of course you are anxious to have hubby look his best, as you know nothing will help more toward his success than smartness in his attire. Join our

## Cleaning and Pressing Club

and save money, not only on his clothes but your own as well. Our Club offer is a money saver.

**4** SUITS or OVERCOATS only cost **\$2**  
Called for and delivered. Give us a  
trial. We have no equal. Fur repairs a Specialty.

## THE VAASO CLEANERS

A. KUSHNER, Manager

558 Portage Ave.

Phone Sher. 3981

shell is tender, cut with scissors, and remove whole. Crush the tail shell and remove the meat in one piece. Cut the entire length of the tail meat and remove the intestinal canal. The small claws are attractive for garnishing and should be reserved.

### **Creamed Lobster**

One pint of lobster meat, four tablespoons butter, four tablespoons flour, parsley, salt, pepper, cayenne, two cups cream, one red pepper cut in ribbons, one teaspoon lemon juice. Make a white sauce of butter, flour, seasonings and cream. Parboil red pepper, add to sauce with lobster meat, re-heat, and serve on rounds of buttered toast.

### **Crabs in Red Peppers**

Eight red peppers, one pint crab meat, four tablespoons butter, four tablespoons flour, one tablespoon onion, salt, pepper, paprika, mustard, cayenne, nutmeg, one cup cream. Parboil red peppers. Make a white sauce with butter, flour, cream and seasonings. Add crab meat, fill peppers with crab mixture, cover with buttered and seasoned soft bread crumbs, and bake until crumbs are brown.

### **Baked Fish**

Clean, wipe and dry the fish, rub with salt inside and out, stuff and sew; cut gashes two inches apart on each side so they will alternate and skewer in the shape of an S or O. Put the fish on a greased baking sheet, or if this fish sheet is not at hand, place strips of cotton cloth under the fish by which it may be lifted from the pan. Sprinkle with salt and pepper and place narrow strips of pork lardoons in the gashes. Place in a hot oven without water; baste with hot water and butter as soon as it begins to turn brown, and repeat every ten minutes afterwards. For a four-pound fish the time would be an hour. Remove to a hot platter, draw out the strings, wipe off all water or fat which remains from the fish, remove pieces of pork. Garnish the head of fish with parsley or watercress.

### **Stuffing for Baked Fish**

One cup cracker crumbs, one-fourth teaspoon salt, one-eighth teaspoon pepper, one teaspoon chopped onions, one teaspoon chopped parsley, one teaspoon capers, one teaspoon chopped pickles, three tablespoons melted butter. This is sufficient for a fish weighing four to six pounds.

### **Brook Trout**

Dress, clean and wipe dry and rub with salt and pepper, lay in a baking dish with chopped onion, mushrooms and parsley. Dot the fish with butter and pour in enough thin broth to cover the bottom of dish. Add the juice of one-half onion, and bake till the flesh parts easily from the bone.

### **Fried Fillet of Cod or Haddock**

Dress and clean the fish, remove the skin and backbone, cut flesh in square pieces, season with salt and pepper and roll in fine white corn meal. Try out several slices of salt pork, lay the fish in the hot fat, cook brown on each side,

There is no sweeter word in the English language than "Home." To none does it appeal more strongly than to the newly-married couple. The earliest step in the making of a home is the acquirement of a home-site.

**MENZIES & SHANTZ** have property in every desirable part of the city, and are always glad to extend the courtesies of inspection, to answer questions, and in short, to afford every possible facility to the home-seeker.

Lots ranging from \$8.00 foot to \$300.00 foot all upon most reasonable terms.

Those wishing to purchase for an investment can do no better than to consult this firm whose long experience, knowledge of values, and sound business judgment have made large profits for their clients.

## MENZIES & SHANTZ

Main 3414

804 Trust and Loan Bldg.

drain on soft paper, and serve hot. Serve with butter, and garnish with slices of lemon. Any fish having firm white flesh can be prepared in this manner.

#### Planked Shad or Whitefish

Shad are in season from January to June; Jack shad are usually cheaper than roe shad. Clean and split a three-pound shad, place skin side down on heated oak plank one inch thick, sprinkle with salt and pepper and brush over with butter. Bake twenty-five to thirty minutes in a hot oven or in a gas stove under the broiling flame. Garnish with parsley and lemon.

#### Fish au Gratin

Three pounds fish, two cups White Sauce No. 1, one-half cup cracker crumbs, two tablespoons butter, one-half teaspoon salt, one-fourth teaspoon pepper, few grains cayenne, one-fourth teaspoon celery salt, two tablespoons chopped parsley. The fish should be freed from skin and bones and broken into little flanks. Melt the butter and combine with cracker crumbs. Butter a baking dish and place alternate layers of fish and cracker crumbs, moisten with sauce and sprinkle with seasonings, sprinkle buttered crumbs over the top and bake in a quick oven for ten or fifteen minutes.

#### MEAT

"Some hae meat that cannot eat,  
And some would eat that want it;  
But we hae meat, and we can eat,  
Sae let the Lord be thankit."

—Burns.

#### Hamburg Steak a la Tartare

One pound round steak, two ounces beef suet, one-fourth cup chopped onion, one-fourth cup bread crumbs, salt and pepper. Put meat through meat chopper, treat suet in same way; add finely chopped onion and season with salt and pepper. Shape in balls, roll in crumbs, and broil over a clear fire, or pan-broil. Serve on hot platter with brown gravy, tomato sauce, or Spanish sauce. Garnish with parsley.

#### Roast Beef

A standing roast is one with the ribs left in. A rolled roast is one with the ribs removed, the meat rolled and tied. The tip of the sirloin is considered one of the best pieces for roasting. The pan and rack should both be hot. Wipe and rub the joint with salt and pepper and dredge with flour. Have the oven hot for the first ten or fifteen minutes to sear the surface. Reduce heat, add water to cover the bottom of the pan, and baste every fifteen minutes if a self-basting roaster is not used. Let the water cook away towards the last. After the meat is done remove this to a hot platter. Add one pint of hot water to sediment left in the pan after the fat has been poured off, place on a stove and scrape all the glaze from the bottom and sides of the pan. When it boils add a thickening made of two teaspoons of flour rubbed smooth with four tablespoons of cold water, pouring it in slowly. Boil well, add salt and pepper to taste, and strain into a hot sauce bowl.



MANY BUILD HOUSES  
**WE BUILD HOMES**

Your ambition is to own your own home  
and incorporate in it your ideals of the  
home beautiful.


Phone Main 577-578 and we will talk it over

**SAFETY  
FIRST**

A destructive  
fire may wipe  
out at one stroke  
the savings of  
many years.

**BE WISE.**

Insure your  
home and furni-  
ture with us.



We have for  
sale choice im-  
proved and un-  
improved prop-  
erty at attract-  
ive prices in all  
parts of the city.  
We can negoti-  
ate a loan or  
look after your  
investments.

We can build the kind of a home you  
want at price and terms to suit you.

**WHITLAW & McFADYEN**

*"Builders of Original Homes"*

600-601 ELECTRIC RAILWAY CHAMBERS

WINNIPEG, Can.

PHONE MAIN 577-578

## Brooking's Drug Stores

PRESCRIPTIONISTS

### IF YOU KNEW

Drug values and understood how much depends upon the purity and scientific compounding, that the intended medicinal effect may be obtained; if you knew the thousand and one ways open to make qualities fit any price; if you knew how much depends upon the moral responsibility of the Druggist, and knew it as well as your doctor does, we'd be pretty sure of your patronage. There's satisfaction in knowing that every drug you buy from us is intended to meet the most exacting demands of the doctor who knows.

You will be pleased with our prompt delivery of prescriptions or any orders of the following, of which we keep a well assorted stock:

*Tooth Brushes ; Hair and Nail Brushes ; Perfume  
and Toilet Articles ; Toilet Soaps ; Cigars, Domestic  
and Imported ; Chocolates, Neilson's and Willard's  
of Toronto ; also Ganong's and Lowney's*

Kodaks and Photographic Supplies at our Corydon Ave. Store

**Brooking's Drug Stores** 116 Osborne St., Phone F.R. 110  
751 Corydon Ave., " F.R. 220

## You Cannot Afford

To be without Dr. Watson's Invalid Port in your home. It is guaranteed to contain nothing injurious and is an excellent tonic, alterative and diuretic. It invigorates and enriches the blood and is recommended by doctors everywhere

Beware of Imitations

A few of our Lines:

### LEE'S

Unfermented Port Wine Unfermented Grape Wine Unfermented Red Cherry Wine Unfermented Black Cherry Wine Unfermented Orange Wine	Unfermented Ginger Wine Raspberry Vinegar Lemon Squash Lime Juice Ginger Ale Sarsaparilla Lemon Sour Lemonade, etc.
--	--

You want the best.  
Always ask for Lee's goods.  
The name is a guarantee of quality.



For sale by all live Druggists and Grocers everywhere

**R. C. Lee & Co. Limited** Phone Garry 4044

### French Roast

If the piece of meat is lean or of second quality it will be improved by rubbing it well with a preparation of four tablespoons of salad oil, two tablespoons chopped parsley, one sliced onion, two bay leaves, juice of one-half lemon. Rub meat well and let it lie from eighteen hours to two days, turning in the dressing once or twice. Baste meat with the same dressing, adding salt and pepper to taste. Serve "au jus," as in plain roast.

### Fillet of Beef, Larded

The true fillet is the tenderloin. A short fillet, weighing from two and one-half to three pounds (the average weight from a very large rump), will suffice for ten persons at a dinner where this is served as one course, and if a larger quantity is wanted a great saving will be made if two short fillets are used. Remove from the fillet with a sharp knife every shred of ligament and thick, tough skin. Draw a line through the centre and lard with two rows of pork, having them meet at this line. Dredge well with salt, pepper and flour, and put, without water, in a shallow pan. Roast for thirty minutes in a hot oven. Serve with mushroom or tomato sauce, or with potato balls. If with sauce this should be poured around it. The time given cooks a fillet of any size, the shape being such that it will take one-half hour for either two or six pounds.

### Pot Roast

Four or six pounds from the middle or face of the rump, or the round. Wipe with a clean, wet cloth. Sear all over by placing in a hot frying pan with fat trimmings from the meat, and turning until all the surfaces are browned. Put in a kettle with one cup of water and place it where it will keep just below the boiling point. Do not let the water cook entirely away, but add only enough to keep the meat from burning. Have the cover fitted closely to keep in the steam. Cook till very tender, but do not let it break. Add seasonings after the first half hour of cooking. Serve hot or cold.

### Broiled Beefsteak

Wipe with cloth wrung out of hot water, and trim off any superfluous fat. Place on hot broiler, which has been rubbed with fat, cook over clear fire, turning every ten seconds the first minute to sear the surface. Steak one inch thick requires six minutes if liked rare; eight minutes, if well done. Remove to hot platter, season with salt and pepper, and serve with mushroom sauce, tomato sauce or maitre d'hotel butter.

### Par-Broiled Steak

Wipe and trim as above, heating iron frying pan smoking hot, and rub with fat. Lay the steak in the pan, sear each side quickly, then draw back to cook more slowly about four minutes, turning often. When done lift to a hot platter, add salt and pepper, dissolve the glaze in the frying pan in two or three teaspoons of hot water, pour over the steak, and serve.

---

You cannot enjoy your Meats without "Taylor's Poplar Brand Horse Radish"—See page 120

### Beef Steak

Two pounds lean beef from round, or two and one-half pounds if there is a bone, one quart of water, two cups potatoes cut in one-half inch slices, turnip and carrots, one-half cup each put in one-half inch cubes, one-half small onion cut in thin slices, three tablespoons flour, salt and pepper. Wipe meat with wet cloth, separate meat, bone and fat; try out some of the fat in the frying pan, cut meat into one and one-half inch cubes, sprinkle with salt and pepper and dredge with flour. Sear the meat in the hot fat, stirring constantly. When all surfaces are well browned, put in the kettle; cover and let boil up once, skim and then simmer for two and one-half hours. Add carrot, turnip and onion the last hour of cooking. Par-boil the potatoes and add to stew fifteen minutes before taking from fire. Remove the bone, large pieces of fat, and skim; thicken with three tablespoons of flour diluted with enough cold water to pour easily. Let the stew come to a boil again and cook ten minutes.

Mutton, veal, or lamb can be cooked in this manner. When veal is used, try out two slices of pork as there will not be much fat on the meat. Lamb and mutton should have some of the fat put aside and butter substituted.

### Boiled Tongue

Three pounds fresh tongue, one-fourth cup butter, carrot, turnip and onion, one-fourth cup diced; one tablespoon cornstarch, bit of cinnamon, one clove, bouquet of sweet herbs, one-half lemon, one teaspoon salt, one-fourth teaspoon pepper.

Wash tongue, cover with boiling water and cook slowly two hours. Remove from water, blanch in cold water, and remove skin and roots. Cook vegetables in butter five minutes, remove them to a deep braising pan. Brown tongue in fat and place on vegetables in pan. Add clove, cinnamon, and sweet herbs, salt and pepper; cover the tongue one-half way with stock in which it was cooked. Cover the braising pan and bake two hours. At the last half hour the juice of lemon is added. When tender remove to hot platter.

For gravy add cornstarch dissolved in cold water to stock in braising pan, which should be reduced to one pint. Boil five minutes and pour around the tongue on hot platter. One teaspoon Worcestershire sauce or tomato catsup may be used in gravy.

### Roast Veal

Six pounds of veal taken from the leg, from the loin, or from the breast. Skewer meat into shape; dredge with flour, and sprinkle with salt and pepper. Cover top with a slice of salt pork. Allow twenty minutes to the pound, bake in a hot oven and baste every ten minutes with fat from the pan. If there is not sufficient fat in the pan, try out some pork on top of the stove and use that for basting. Remove pork slices from top of meat one-half hour before it is done and brown. A gravy may be made from the fat in the pan, same as brown gravy.

### Veal Cutlets

Choose only the tenderest of veal for cutlets. Cut meat from leg, shape either in individual cutlets or in one large cutlet. Cover veal with oil and let it stand

You will find it a Pleasure  
to Shop at our Market!

- ☐ Prompt, polite service naturally go with the fine qualities of meats we sell. There are no pains to which we will not go to serve our Customers.
- ☐ We want you to get what you pay for, and to feel that this is a pleasant and safe place to buy your

FRESH and SALT MEATS  
POULTRY and PRODUCE

If there should happen to be a mistake  
we are always glad to make it right

=====  
*We deliver to all parts of the City*

**R. R. RUNDLE** 538 Ellice Street

PHONE SHER. 2220

## THE REAL HOME-KEEPER

---

one hour. Drain; cover with boiling water and simmer until tender, having only sufficient water in stewpan to keep outlets from burning. Remove from stewpan; cool; sprinkle with salt and pepper, dredge with flour, dip in eggs and crumbs, and saute in pork fat or fry in deep fat. Serve on hot platter with brown sauce, tomato sauce, or mushroom sauce.

### Veal Chops

Wipe chops taken from the rack of veal; make an incision and put in a few drops of onion juice, lemon juice, salt and pepper; dip in flour, egg and crumbs, and saute in pork fat until tender. Serve on hot platter with tomato sauce and parsley.

### Roast Mutton

The leg, loin, saddle and shoulder are used for roasting. Allow twelve minutes to the pound, if liked rare, fifteen if liked well done, basting every ten minutes. To roast a leg of mutton first remove the pink outer skin, as this contains the strong flavor. Never roast with the caul left on. The bone from the leg may be removed and the cavity stuffed and edges sewn; or the leg may be roasted without removing the bone. In either case wipe meat, dredge with flour, sprinkle with salt and pepper, and place on rack in dripping pan. Dredge pan with flour, and if the mutton flavor is desired, place pieces of mutton fat in the pan, or salt pork may be substituted.

### Stuffed Lamb or Mutton Chop, with Spanish Sauce

Prepare French chops. Cut through meat to the bone, making a pocket; fill pocket with mushroom mixture, close with skewer and boil.

### Mushroom Mixture

Melt two tablespoons butter, add two tablespoons flour, one tablespoon finely chopped onion, half cup chopped mushrooms, one teaspoon salt and cream to make of consistency to shape. This is sufficient to stuff eight chops.

### Pork

Select sparerib, loin or shoulder for roasting. Wipe meat, place on pan, dredge meat and pan with flour. Sprinkle with salt and pepper. Bake in moderate oven allowing twenty-five minutes to the pound. Serve with cooked apples in some form—apple sauce, apple jelly, or fried apples.

### Roast Little Pig

Clean, wipe and stuff a three-weeks old pig. Skewer into shape; place on rack in pan; rub with butter, dredge with flour, and sprinkle with salt and pepper. Place in moderate oven; when heated through increase heat; baste every ten minutes with melted butter, turning often to cook and brown uniformly. Cook from three to four hours, according to size of pig. Serve on hot platter in a bed of parsley. Garnish with apple sauce in red apple shells, lemon and parsley.



Put up in Cases of  
12 Half-Gallon Pat-  
ent Stopper Bottles  
which are property  
of Distributor. Ship-  
ped to any Address.

*Why go to Sanitariums and Mineral Springs for  
Treatment of Stomach, Kidney and Bladder Trouble*

WHEN YOU CAN PROCURE IN WINNIPEG

## Robinson Spring Water

From the famous Robinson Springs at Pocahontas, Miss.

WHICH STANDS PRE-EMINENTLY IN A CLASS BY  
ITSELF AS THE WORLD'S GREATEST NATURAL  
CURATIVE WATER

IT IS PURE-IT TASTES GOOD-IT DOES THE WORK

Robinson Spring Water carries wonderful general and specific  
medical power and is highly recommended by eminent  
physicians of the United States

IT HAS CURED HUNDREDS OF SUFFERERS OF  
STOMACH TROUBLE, BRIGHT'S DISEASE, DIA-  
BETES, BLADDER TROUBLE, RHEUMATISM, TY-  
PHOID FEVER AND ALL DISEASES ARISING FROM  
URIC ACID POISONING

GET THIS WATER-GET WELL-STAY WELL

If your dealer does not have it, write for full particulars,  
testimonials, etc., or phone Main 1152.

R. J. MOLLAN - - Sole Distributor for Canada  
46 Canada Life Bldg., Winnipeg

# MARRIOTT-DENBIGH CO.

490 MAIN STREET

Electrical Supplies  
of Every Description

## Electrical Trouble Experts

PHONE GARRY 4656

Res. Phones: { ST. JOHN 959  
ST. JOHN 195

### Boiled Ham

Select a medium sized ham; soak over night in cold water. Clean and wipe; cover with cold water; bring to the boiling point, and then simmer until tender, allowing thirty minutes to the pound. Cool in water in which it was cooked. Take off the skin, sprinkle with sugar, and cover with seasoned cracker crumbs. Bake twenty to thirty minutes. Decorate with cloves, garnish with parsley and lemon, and serve hot or cold. A more aromatic flavor is given to the ham if a bouquet of sweet herbs and one-half cup each of onions, carrots and turnips are boiled with it. Many baste the ham, when baking, with cider.

### Sausages

Buy the best. Pierce several times with skewer. Cook in hot frying pan in hot oven, fifteen to twenty minutes. Many prefer to cover sausages with boiling water after piercing and boil twenty minutes, then brown in frying pan on top of range. Always drain on brown paper before serving. Serve around a mound of mashed browned potatoes.

### Roast Venison

Lard a saddle of venison, sprinkle with salt and pepper, dredge with flour. Place in dripping pan and baste with melted butter. Allow ten minutes to the pound for roasting. Serve with Madeira or currant jelly sauce.

---

## COOKING HELPS

Salt toughens meat if added before it is done.

Meat should never be allowed to remain wrapped in paper, it absorbs the juice.

When grease becomes too hard, grate it and put it away in covered bottles; it is useful for macaroni.

A recent addition to the list of savory salts is onion salt, which is now put up in shaker cans or bottles for flavoring use.

Celery should be allowed to lie in cold water, to which a little salt has been added, for an hour before it is required for the table. This will make it very crisp.

Take bread scraps before they have become musty and dry them in the oven. When thoroughly dry, roll to a powder or put through the food chopper; put into jars for breading, etc.

To brown flour for gravies and soups, put a few tablespoons of flour evenly in the bottom of a baker's pan, over a moderate fire, stir until it has become a fine amber brown. Bottle and keep for use.

If you value your own and your family's digestion, don't serve tea with fish, the tannic acid hardens the fibre and makes it indigestible. It should not be offered with any form of fish, shell-fish or the articulate animals like lobster and crabs. Iced tea and soft shell crabs are a combination that should be avoided.

---

A Hoosier Cabinet means one-third less time in the kitchen—See page 91



## Meats of the Highest Quality

If you knew the extraordinary pain we take to maintain the high standard of Quality in selecting our Meats you would insist on buying your Meats from—

**HUGHES & ROBERTSON**

126  
OSBORNE  
STREET

The high standard of our meats have won us many friends. Try us with your first order.

Phones: FORT ROUGE 699  
FORT ROUGE 3280

Prompt and Efficient Delivery. Phone orders given special attention.

Deliveries in Fort Rouge: 8.30 10.30 12.00 3.00 and 5.00

## W. R. CAVEN

Phone Sher. 5317  
867 Portage Avenue

### Sanitary, Plumbing and Heating Engineer

¶ If your Plumbing is not satisfactory, or if you are in need of some new bathroom accessories PHONE SHER. 5317.

¶ We are always on the job to execute your hurry calls promptly, DAY OR NIGHT.

¶ Good Plumbing is always a source of satisfaction to the house owner. Call in the services of an expert.

¶ We handle any job, large or small.

¶ Estimates given on all classes of work. It will pay you to have us figure on the Plumbing for your new home.

**POULTRY**

**A Few Points to Aid the Housekeeper in Buying Poultry**

In buying poultry one should see that the bird has been properly killed, otherwise the flesh will be discolored and it will spoil the fowl. In choosing a chicken for roasting it must be young. A young pullet makes the best roasting chicken; always buy these when possible. The end of the breast-bone should be tested, and if pliable and soft, you can depend on having a nice young chicken. These remarks apply also to turkey, geese and duck.

**Boiled Chicken**

Clean, stuff, truss and wrap chicken in cheese cloth; cover with boiling water, and cook until tender, below the boiling point. Serve on hot platter, sprinkle with chopped parsley, and garnish with oyster sauce. Allow twenty minutes to the pound for cooking.

**Braised Chicken**

Braised chicken is generally a fowl. Wipe, stuff, sew, skewer and place on rack in kettle with tight-fitting cover. Place six slices of salt pork on bottom of kettle, and one-fourth cup each, carrot, onion, turnip, and celery, bit of bay-leaf, sprig of parsley, one teaspoon peppercorns, two teaspoons salt and three cups boiling water. Cover kettle and cook in oven three to four hours, always keeping enough water in kettle to prevent vegetables from burning. When tender, brush over with melted butter, dredge with flour and brown in oven. Serve with gravy and vegetables pressed through sieve. Garnish with parsley.

**Baltimore Chicken**

Cut chicken in pieces for serving; sprinkle with salt and pepper; dip in egg and crumbs taken from the centre of the loaf; arrange in baking dish, baste with melted butter, and cook in hot oven twenty to thirty minutes. Arrange on a hot platter. Garnish with thin slices crisp bacon, parsley and cream sauce.

**Creole Chicken**

Cut a chicken in pieces for serving; season with salt and pepper. Melt four tablespoons butter, add one-fourth cup finely chopped onion, chicken, and saute until golden-brown. Remove chicken; add four tablespoons flour, two cups chicken stock, two cups stewed tomato, one red pepper finely chopped, half cup celery, and salt to taste. Replace chicken in sauce, and simmer until tender. Arrange on dish; surround with sauce; garnish with cooked macaroni and parsley.

**Chicken Fricassee**

Cut chicken in pieces for serving; season with salt and pepper, brown in butter or pork fat. When golden-brown cover with boiling water; add six cloves, a bit of bay-leaf, a sprig of parsley, and simmer until tender. Melt four tablespoons butter, add four tablespoons flour, two and a half cups water in which chicken was cooked. Cook ten minutes; add one cup cream or two egg yolks.

# MUSIC

GIVES MORE PLEASURE THAN  
ANYTHING ELSE MONEY CAN  
BUY. OUR PLAN MAKES IT  
EASY TO PURCHASE. THE  
HOME INSTRUMENT—  
THE PIANO OR THE  
PLAYER PIANO

New Scale Williams  
Weber New York  
Everson

Solo Apollo  
Sweet Toned Ennis  
Krydner

PIANOS AND PLAYER PIANOS  
FROM THE BEST THAT'S MADE  
TO THE CHEAPEST THAT'S GOOD




## CROSS, GOULDING & SKINNER LTD.

*The Piano and Victrola House of Winnipeg*

323 FORTAGE AVE.

MAIN 4413

*Richard*



### FOUR DRAWER AUTO DROP HEAD

This machine is put up in quarter-cut golden oak, and the table has nicely rounded corners with drawers to correspond. It is without doubt one of the neatest designs we have ever turned out, and the price puts it within the reach of all. It will pay you to drop in and have a look at these machines and get our

**SPECIAL PRICES**

## A NECESSITY— NOT A LUXURY

Every home should have a RAYMOMD Sewing Machine in it; just think of the pleasure it would give you to sew on a quiet, easy running, beautifully-finished Raymond.

**GUARANTEED FOR 25 YEARS**

We have no retail store or canvassers; this enables us to sell the Raymond at wholesale prices. Phone Main 3753 and our Office Salesman will call.

**RAYMOND MFG. CO. LTD.**

80 Lombard Street

WINNIPEG, Man.

### Chicken Pie

Cut a chicken in pieces for serving. Melt four tablespoons butter or use the same quantity of pork fat. Add one-fourth cup onion, a sprig of parsley, bit of bay leaf, four cloves and one tablespoon salt. Put in chicken and cover with boiling water; cook until tender. Arrange chicken in baking dish; cover with strained and thickened stock. Cover whole dish with mashed potato or pastry crust. Bake until potato is brown or crust is done.

### Roast Chicken

Remove pin feathers, singe, take out tendons, draw skin back from neck, cut off neck close to body, cut out oil bag. Make an incision between the legs, running from the breastbone down, and through this opening draw the entrails. If care is taken all of the internal organs can be removed at once, by separating the membrane inclosing the organs from the body. Draw windpipe through the neck opening. Never make an incision in the breast. Wash inside of bird with a cloth wrung out of cold water, removing all clots of blood. Wipe, stuff, sew up openings, truss, sprinkle with salt and pepper, dredge with flour, place on rack in dripping pan, and cook fifteen minutes in very hot oven. Then dredge pan with flour, reduce heat and baste every ten minutes until chicken is done, turning often. Allow fifteen minutes to the pound for roasting.

### Stuffing for Roast Chicken

Two cups soft bread crumbs, one-fourth cup melted butter, one tablespoon poultry seasoning, few drops onion juice, salt and pepper, one teaspoon chopped parsley, hot water. Mix ingredients in order given. If a moist stuffing is desired, add hot water until of the right consistency; but many people prefer a dry stuffing. For a stronger flavor of onion cook one teaspoon chopped onion in butter and add to crumbs.

### Oyster Stuffing

Two cups cracker crumbs, one tablespoon chopped onion, one pint oysters, one-fourth cup butter, one tablespoon salt, one tablespoon pepper, one tablespoon chopped celery, one-third cup boiling water or hot milk. Parboil oysters, dip in melted butter, add remaining ingredients and use for stuffing chicken, turkey or goose.

### Potato Stuffing

Two cups hot mashed potato, one-fourth cup salt pork cubes, two tablespoons onions, one teaspoon poultry seasoning, salt and pepper, one cup cooked sausages cut in pieces. Cook the onion and the pork until yellow; add remaining ingredients. Use for stuffing chicken, turkey and goose.

### Roast Tame Duck

Prepare same as chicken; stuff with chopped celery. Allow ten minutes to the pound for duckling and twenty for an old duck.

Save from 25% to 40% on your Coal Bill

Breathe Pure Air

# The "Schaller" System

"Patented in all countries."

Gold Medal, Paris, 1909 and 1912

RE-CONSUMES THE WASTE COAL GASES and utilises them into heat; thereby showing a saving of about ONE-THIRD in fuel bills, and cutting out any possible chance of the escaping coal gases entering the house.

We will gladly instal our system in your home, building or apartment block on

## Ten Days' FREE Trial

APPARATUS INSTALLED IN TWO HOURS

THIS MAN SAVES FROM 25% TO 40% OF COAL - HE HAS INSTALLED THE

"SCHALLER SYSTEM"



### Installed

Empress Theatre  
Fort Rouge Theatre  
St. Regis Hotel  
St. Charles Hotel  
Toronto General Type  
Canada Life Block  
Belvedere Block  
Mayfair Block  
Bettes Block  
Frontana Block  
Willis Block  
Jameson Block  
De Barry Block  
Kennedy Block  
Milan Block  
Lee Court  
R. B. Ormiston  
Mr. Jno. Leslie Home  
Mr. K. K. Albert Home  
Mr. K. B. Mitchell Home  
Mrs. Rau Home  
Mr. T. L. Waldon Home

## THE COAL SAVING CO.

322 Donald St.

Phone Main 3556

Winnipeg

---

## THE REAL HOME-KEEPER

---

### Roast Turkey

Dress, clean, and stuff turkey, and follow directions for roast chicken. Some prefer to rub the surface of the turkey with butter and flour creamed together instead of dredging with flour.

### Selecting Poultry

A chicken is known by its soft feet, smooth skin and soft cartilage at the end of the breast-bone, and the presence of pin feathers. A fowl has a coarser skin, rough square feet, a rigid breast-bone and long hairs. A young chicken has an abundance of pin feathers. Choose spring chicken for broiling; a young, plump chicken for roasting. Cock turkeys are generally better eating than hen turkeys, unless a hen turkey is young, small and plump. A young turkey should be plump, have smooth dark legs, with the cartilage at the end of the breastbone soft and pliable. Geese and ducks should not be more than a year old. The breast should be plump and firm, the fat white and soft, the wings tender, the feet yellow and the webbing tender. Young pigeons have tender pink legs, and light red flesh on the breast. In old ones it is very dark. Squabs are the young tame pigeons. They are as large as old birds, but soft and plump and covered with pin feathers. Grouse, partridge and quail should have full breasts, dark legs and yellowish bills.

### How to Stuff

Use enough stuffing to fill the skin, that the bird may look plump when sewed. When cracker stuffing is used allowance must be made for swelling, otherwise the skin will crack when cooked. The small openings may be closed by a skewer, the larger one sewed with half a dozen stitches, leaving a long end for convenience in pulling out.

## SALAD

### Bean Salad

Boil green or wax beans in salted water until tender; drain, and when cold slice an onion (little or much to suit taste) and pour over the salad dressing made as follows: (Dressing) one-half cup of vinegar, two eggs, one-half teaspoon mustard, two tablespoons sugar (scant), one-half teaspoon salt (to taste). Beat the eggs to a stiff froth, stir into them the mixed salt, sugar, mustard and vinegar. Cook in a double boiler and beat constantly while cooking until light and thick (this prevents the separating of the eggs and the vinegar). Stir in two tablespoons butter, and cool. When ready to serve, thin with cream if dressing is too thick.

### Cheese Balls for Salad

Two Neufchatel cheeses, one tablespoon chopped olives, one tablespoon chopped pimientos, two tablespoons chopped walnuts. Make into balls, putting one-half English walnut on each side ball. Serve on lettuce with French dressing.

### Cherry Salad

Take large black-heart cherries or canned California cherries, white or black, well drained from the syrup. Remove the pits, without cutting the fruit any

# Clark-Leatherdale Co. Ltd.



Funeral Directors and Embalmers

PHONE MAIN 8221

232 KENNEDY STREET, WINNIPEG

NORWOCOD BRANCH:

Phone Main 5772

150 MARION ST.

D. J. CLARK, Manager

Res. Phone F. R. 86

# Canada Messenger and Distributing Service



PHONE

MAIN

1690

D. O. McDONALD, Mgr.

433 MAIN STREET

## THE REAL HOME-KEEPER

---

more than necessary, and replace with the meats of hazel nuts or small filberts. Arrange on lettuce leaves, and cover with mayonnaise dressing or whipped cream.

### Fruit Salad

Pour two quarts boiling water over three packages of Jell-O and one cup granulated sugar. Set in cool place till quite thick, then add the following in layers: Candied cherries, twenty-five cents' worth; English walnuts, ten cents' worth; white grapes, fifteen cents' worth; one-pint can sliced pineapple. Grapes should be cut lengthwise through the centre, and seeds removed. Pineapple should be cut in small squares, leaving out the juice.

### French Fruit Salad

Two oranges, two bananas, twelve English walnuts, one head lettuce, mayonnaise. Wash, and put the lettuce to crisp. Peel the oranges, cut into slices, remove the seeds, then cut the slices in small pieces. Peel the bananas, and cut crosswise in small thin slices. Crack the nuts, and break the meats in small pieces. Arrange the lettuce for individual serving. Place a layer of bananas, then oranges, then bananas, in each lettuce cup, and dress with mayonnaise.

### Green Bean Salad

One quart beans cooked tender, drain; chop fine one small onion, one head of celery. Dressing: Yolks of three eggs, butter one-half size of egg, two tablespoons sugar, one teaspoon flour, one teaspoon mustard, pinch salt, red pepper, one cup vinegar. Mix salt, pepper, mustard, flour and sugar together. Cook in double boiler; add cream when cold to thin it. Garnish with hard-boiled eggs and rings of red radishes.

### Green Grape Salad

Cut white California grapes into halves, take out seeds; cut celery into small pieces, cut also English walnut meats, using about the same quantity of grapes and celery nuts as desired. Mix well together and pour over a nice salad dressing. Serve on lettuce leaf. One cup rounded, each, of celery and grapes with a good one-half cup nut meats will serve six persons nicely.

### Lemon Jelly Salad

Make a lemon jelly of gelatine, and mould in it nuts, apples cut in dice, and celery cut in small pieces. Serve with cream, salad dressing or mayonnaise.

### Lobster Salad

One can lobster picked fine. Season with a little salt, and pour over it part of dressing; set away to season through. At serving time add about one-half its bulk of lettuce leaves broken small. Mix in plenty of dressing. Serve on bed of lettuce, and garnish with small lettuce leaves.

### Salad Dressing for Above

One egg, butter size of egg, one small teaspoon mustard, three tablespoons of sugar, two tablespoons flour or cornstarch, one-half teaspoon salt. Beat all

---

Only a few cents a day buys a Hoosier Cabinet—See page 91



# Happiness

Happy's the bride who's in her own home—  
For she has no rent to pay,  
Happy's the man who's thought ahead  
And has saved for a rainy day.

What you pay in rent, if you figure it up  
Will amount to a great deal in time—  
In eleven years and a half you've bought that house ;  
Still your equity's never a dime.

Now here is your chance to save that rent  
And be in your own home, too;  
Phone, write or call our office today,  
We'll show you the plan through and through.

**THE D.H.L.S. PLAN OF LOANING MONEY at 5% to buy, build or improve property or to pay off mortgages bearing a high rate of interest, is today making more people happy than any other plan. The money is loaned at only 5% interest, and you have the long time of eleven years to repay (can be paid sooner if desired). Interest charged only on what is due to the Society—as your principal is reduced your interest grows less.**

---

Don't you think you had better investigate ?  
Make your dollars work for you instead of  
working for the landlord.

The Dominion Home & Loan Society—the  
only monthly repayment loaning society  
that is loaning 5% money from Coast  
to Coast in Canada.

---

**Dominion Home & Loan Society Limited**

301 SOMERSET BLOCK

PHONES—MAIN 303-304

---

## THE REAL HOME-KEEPER

---

together well, then add one cup of vinegar. Cook until creamy, stirring constantly. Strain through sieve.

### Pear Salad

Select pears of equal size, and leaving stem on, remove core from underside, and stuff with California grapes and chopped nuts. Then set the pears on a lettuce leaf, and serve with mayonnaise dressing.

### Potato Salad

Six boiled potatoes minced fine, four hard-boiled eggs sliced, two onions chopped fine (or if preferred one stalk celery). Dressing: One teacup vinegar, one well beaten egg, one small half cup melted butter, one teaspoon each of salt, dry mustard and sugar. Heat together, and when cold add one-half teacup of sweet cream.

### Salmon Salad

With a can of red salmon, thoroughly mix a dozen pickles and a small head of cabbage, chopped fine. Add the following dressing, mixing well: Beat two whole eggs with two tablespoons sugar, add a large tablespoon of butter, one cup of vinegar, one teaspoon mustard, and one tablespoon of cream. Boil like custard. Two hard boiled eggs, added just before serving, improve the salad. Serve with lettuce leaves.

### Tomato Jelly (Salad)

Take the juice of one can tomatoes, and to each glassful of juice add the juice of one-half lemon, one teaspoon of sugar, one-fourth teaspoon salt, one-fourth teaspoon pepper, one-fourth teaspoon mustard. Let all come to a good boil, remove and add one teaspoon gelatine, which has previously been dissolved in one-half glass of water. Strain and pour into individual moulds. Let stand over night. Serve very cold on lettuce leaves with mayonnaise dressing. Garnish with bits of celery and cold boiled potatoes.

### Vegetable Salad

One can French peas (no further cooking necessary), equal amount of celery, cut fine, five hard boiled eggs, cut in small pieces. Mix with mayonnaise dressing, to which whipped cream has been added.

### Boiled Dressing for Sliced Eggs

Three eggs, one teaspoon mustard, two teaspoons salt, cayenne pepper, two tablespoons sugar, two tablespoons melted butter, one cup cream, one-half cup hot vinegar. Beat the yolks of the eggs until they are light and thick. Mix dry ingredients, add egg and melted butter, then milk, and lastly gradually the vinegar, stirring continually to avoid curdling. Cook in double boiler until thick.

### Fruit Salad Dressing

Yolks of three eggs, two-thirds cup vinegar, one tablespoon butter, one teaspoon mustard, two tablespoons sugar. Cook and add the beaten whites. When you serve add one pint whipped cream.

Sweet Fragrance from Lovely  
Flowers make Happy Hearts

WE SPECIALIZE

Cut Flowers. Bouquets Made  
to Order. Special Designs

Table Decorations under Expert Supervision  
PHONE MAIN 6060 Deliveries Prompt

**The Fort Garry Floral Co.**

293 FORT STREET (Close to Orpheum Theatre)

Proprietress: Miss D. E. CAREY

**FINCH - FASHENS**

The Place to go Shopping for High-class Ladies' Ready-to-wear

SOLE AGENT FOR THE FAMOUS COILENE CORSET

This Corset is stayed at the vital points in such a way that the shapely lines of your gown are accentuated and retained. At the same time this corset is so pliable and easy that absolute freedom of movement is assured. It lends a youthful grace and elegance to the figure.

**FINCH - FASHENS**

623 PORTAGE AVE. Near Sherbrooke St. PHONE SHER. 4316

#### **Cream Mustard Dressing**

One egg beaten thoroughly, one heaping teaspoon mustard, one teaspoon salt, four teaspoons sugar, one teaspoon flour, one-half cup vinegar, one-half cup water, butter size of walnut. Cook in double boiler, stirring constantly. When cold, add a little whipped cream.

#### **Boiled Mayonnaise**

One cup of cream, two tablespoons of salad oil, two eggs, one-half cup vinegar, one teaspoon mustard, one teaspoon salt, one tablespoon sugar, one saltspoon pepper. Scald vinegar and cream separately. Stir beaten yolk into cream, then sugar, mustard, salt, pepper, oil and lastly white of egg whipped stiff. Add boiling vinegar, return to fire, and stir to consistency of custard.

#### **Salad Dressing**

Yolks of three eggs beaten to a froth; add one teaspoon brown sugar, pinch salt, teaspoon mustard, dash of red pepper. To this add one-half cup vinegar, place in double boiler, stirring constantly until it thickens. When perfectly cold, add one-half cup sweet or sour whipped cream.

#### **Salad Dressing for Fruit**

One-half cup any kind of fruit juice, juice of large lemon, one-third cup sugar (scant), whites two eggs, one level tablespoon corn starch. Stir all together, and heat gradually until it thickens. Best with salads made with fruits and nuts.

### **VEGETABLES**

All green vegetables should be washed in cold water and cooked in boiling water. Salt may be added first or last, according to preference. Allow one tablespoon salt to each quart water. The time required for cooking depends upon the age and freshness of the vegetables.

#### **Asparagus**

Wash stalks, snap off all white tough parts. Tie in bunch. Cook in deep kettle of boiling salt water. Stand bunch upright for the first ten minutes. Cook twenty to thirty minutes; drain. Serve on buttered toast, spread with butter, and sprinkle with salt and pepper. White sauce or Hollandaise may be served. The asparagus may be broken in inch pieces, cooked until tender, mixed with white sauce, and served on toast.

#### **String Beans**

Remove all strings. Cut in inch pieces. Wash, cook in boiling water fifteen minutes. Add salt and cook until tender; drain, add butter, salt and pepper. A piece of salt pork cooked with beans is considered by many as an improvement.

# The Residential Building Company Limited

## HOME BUILDERS

On a 12 per cent. deposit basis

### Directors

D. P. McCONNELL,  
President and Managing Director  
J. R. SUTHERLAND, Vice-Pres.  
J. E. WILKINS, Sec.-Treas.  
SAMUEL JOHNSTON  
D. A. KAY  
JOSEPH JOHNSON

### Solicitors

BERNIER, BLACKWOOD & BERNIER

### Auditors

LOOS, HAYWARD & SANBURN

### Bankers

BANK OF HAMILTON

WM. DUGUID, Sales Manager



### BE YOUR OWN LANDLORD

There is nothing saved by paying rent  
Call, write or phone for booklet out-  
—lining our easy payment plan—

PHONE MAIN 3 9 4 5

602 CONFEDERATION LIFE BUILDING

Open Evenings—Tuesday and Thursday 7 to 9

W. W. ROBSON Photographer

490 Main St.

Winnipeg

There is no present  
more acceptable than  
a Photo

=====  
*There's a Photographer  
in your town*

PHONE GARRY 1320



**Cut-Rate**  
**American**  
**Shoe**  
**Store**

AMERICAN  
BEAUTY  
\$2.98

292

Portage

Ave.

## THE REAL HOME-KEEPER

---

### Brussels Sprouts and Cabbage

Remove outside leaves and soak in cold water for half an hour. Drain. Cook in boiling salted water until tender, changing the water at least once during cooking. Serve Brussels sprouts whole, with butter and salt, or with white sauce. Chop the cabbage when cooked, season with salt, pepper and butter, re-heat and serve, or mix with one cup cabbage, one cup white sauce, cover with buttered crumbs, and bake until brown.

### Kohl Slaw

Shred cabbage finely. Soak in acidulated water. Drain, and cover with cream dressing. Serve very cold.

### Beets

Scrub beets, do not break skin. Cook in boiling water—young beets about an hour, old beets until tender. Slip skins off as soon as taken from stove. Serve hot, with butter, salt and pepper. Serve cold beets for garnishing potato salad.

### Carrots

Wash, scrub and scrape. Cook in boiling water (salted). Drain. Cut in slices and serve with white sauce; or they may be cut lengthwise and sauted in butter.

### Cauliflower

Cut stalk close to flower, remove green leaves and soak in cold, salted water one hour. Cook in cheese cloth bag thirty to forty minutes. Remove from bag and serve with Hollandaise or white sauce, or scalloped with white sauce and crumbs.

### Celery

Celery is usually eaten raw as a relish. Or it may be scraped, cut in inch pieces, cooked until tender, and served in a white sauce, or drained and fried in deep fat. It may also be scalloped with chopped red pepper, white sauce and crumbs.

### Corn

Remove husks and silk. Cook in a small amount of water from five to fifteen minutes. Cover while cooking with the inside green husks. Serve on the cob, or cut from the cob and serve with salt, pepper and butter. Corn may be made into fritters, or mixed with beans for succotash. Also served as pudding, mixed with eggs and milk.

### Greens

Beet tops, dandelions, spinach, Swiss chard, young cabbage sprouts, cowslips, may all be prepared in the same way. Wash in many waters, until all grit and sand are removed. Cook in boiling salted water until tender. Drain, chop, and serve with butter and salt. Lettuce may also be cooked and served in this way. Garnish greens with hard cooked eggs.

#### **Boiled Macaroni**

Break in inch pieces and wash. Cook in boiling salted water until tender. Drain; season with salt, pepper and butter, and serve hot.

#### **Baked Macaroni**

Prepare boiled macaroni. Drain. Arrange in layers in a buttered baking dish with white sauce and cheese. Cover with buttered crumbs and bake until crumbs are brown.

#### **Macaroni Baked with Tomatoes**

Arrange layers of cooked macaroni, stewed and seasoned tomato, and chopped green pepper. Dot each layer with butter. Cover all with buttered cracker crumbs. Bake in hot oven.

#### **Scalloped Tomatoes**

Arrange in layers canned tomatoes and bread cut in cubes, sprinkle each layer with salt and pepper, dot with butter. Bake one-half hour. For variety, rub dish with onion before putting in tomato.

#### **Stuffed Tomato**

Cut a thin slice from smooth end of tomatoes. Scoop out pulp, mix with an equal quantity of cold cooked rice, macaroni, or bread crumbs. Add salt, pepper, butter and a few drops of onion juice. Refill tomato shells, cover with tops, and bake one-half hour.

#### **Peas**

Cook peas in boiling water. Use just enough water to keep them from burning. Add salt fifteen minutes before taking them from the fire. Season with butter and pepper. Peas may be used for croquettes, or may be used with white sauce and served in croustade vases. Equal quantities of chopped carrots and peas served together are delicious.

#### **Turnips in White Sauce**

Wash and pare; cut in pieces. Cook, mash, and season; or cut in cubes, cook in boiling salted water until tender, and serve in white sauce.

#### **Boiled Potatoes**

Potatoes may be boiled with skins on, or may be pared and boiled in salted water. Old potatoes should be soaked in cold water at least an hour. Potatoes should be boiled gently, and not furiously. When tender, drain thoroughly, dry on back of range. Shake saucepan, cover with coarse towel until ready to serve. Serve in open vegetable dish, never in a closed one.

#### **Mashed Potatoes**

Cook potatoes in boiling salted water. Drain; mash. To each cup of mashed potato allow one tablespoon butter, one-half teaspoon salt, one-eighth teaspoon pepper, and hot milk to make of creamy consistency. Beat with a fork until light.



STARTING YOUR MARRIED LIFE  
GET THE HABIT OF USING

Macaroni  
Vermicelli  
Spaghetti

- ☐ Your husband will enjoy the dainty and delicious dishes that can be made from these goods.
- ☐ Their nutritious qualities are advocated by all food experts.
- ☐ A strong point in their favor is that while they make wholesome and toothsome dishes, they are inexpensive.
- ☐ Quality is the essential point and so as not to be disappointed, insist on

**CONSTANT'S BRAND**

Sold in One Pound Packages for Family Use.

RECEIPTS ON EVERY PACKAGE

## THE REAL HOME-KEEPER

---

### Potato Balls

Add to one pint hot mashed potatoes one-eighth teaspoon celery salt, one teaspoon chopped parsley, salt, pepper and butter to taste, and enough hot milk to make of consistency to shape. Form into smooth round balls, bake in hot buttered pan, or saute in butter, or fry in deep fat; or they may be sauted in sausage fat, which gives an appetizing flavor.

### Creamed Potatoes

Cut two cups cold boiled potatoes in very thin slices, or in cubes. Add one cup white sauce. Season highly and re-heat in double boiler. Serve in hot dish, sprinkled with finely chopped parsley.

### Scalloped Potatoes

Mix two cups potato cubes with white sauce. Cover with buttered bread crumbs, and bake thirty minutes in hot oven. A few drops onion juice may be added.

### Lyonnais Potatoes

Melt two tablespoons butter. Add one tablespoon finely chopped onion. When onion is yellow, add two cups potato cubes. Season with salt and pepper, cook until potatoes are heated through, and sprinkle with finely chopped parsley, and serve.

### French Fried Potatoes

Pare small raw potatoes, divide in halves, and cut each half in three pieces; cover with boiling water and let stand three minutes. Drain dry between cloths, and cook in frying baskets in hot fat ten minutes. Drain, sprinkle with salt, and serve.

### Potato Chips

Slice raw potatoes, cover with cold water, and let soak over night. Drain dry between towels and fry in frying basket in hot fat about ten minutes. Drain and sprinkle with salt. Care must be used when lowering the basket into the hot fat, as the potatoes contain so much water it causes violent ebullition.

### Hashed Brown Potatoes

Sprinkle two cups cold boiled potato cubes with salt and pepper. Melt one tablespoon butter, add one tablespoon flour and one-half cup brown stock. Cook five minutes, add potato cubes; cook ten minutes, stirring without breaking potatoes. Melt one tablespoon butter in another frying pan. When brown, turn in potatoes, spread evenly, and cook ten minutes; fold like an omelet, and serve hot.

### Browned Sweet Potatoes

Cut cold boiled sweet potatoes in lengthwise slices, sprinkle with salt and pepper. Brush with butter and sprinkle with brown sugar. Brown in hot oven.

---

The Hoosier Cabinet is made of Oak, the most lasting of materials—See page 91

When You Are Moving  
You Want Prompt Service

EXTRAORDINARY CARE IN HANDLING  
THE MOST REASONABLE RATES

**Furniture and Piano Moving**

*Handled only by Experienced Men*

REMEMBER OUR PHONES  
ALWAYS AT YOUR SERVICE

**Garry 2634**

STABLE AND NIGHT CALL  
ST. JOHN 1661

Special Rates for Wholesale Delivery  
PARCEL and BAGGAGE DELIVERY

**Central Dray and Express Co.**

OFFICE: 61 PRINCESS STREET

R. J. HARDY

E. H. LLOYD

## THE REAL HOME-KEEPER

---

### SAUCES FOR MEATS AND VEGETABLES

#### White Sauce

Three tablespoons butter, four tablespoons flour, one cup milk or brown stock, one-fourth teaspoon salt, few grains cayenne, one-fourth teaspoon pepper. Melt butter, add flour, seasonings and liquid. Stir until the boiling point is reached. Boil five minutes, beating continually.

#### Brown Sauce

Three tablespoons butter, four tablespoons flour, one cup milk or brown stock, one-fourth teaspoon salt, few grains pepper. Melt the butter, and cook until brown, add flour and seasonings, and stir until brown. Add liquid, little at a time, and boil five minutes, stirring all the time.

#### Bearnaise Sauce

Four egg yolks, one-half teaspoon salt, cayenne, four tablespoons oil or butter, one tablespoon tarragon vinegar, one tablespoon hot water, one teaspoon chopped parsley. Mix yolks and water; add butter and set in a dish of hot water; stir constantly until mixture thickens; add seasonings and serve immediately.

#### Caper Sauce

Two tablespoons butter, four tablespoons flour, one-fourth teaspoon salt, few drops onion juice, few grains cayenne, one and one-half cups boiling water, one-fourth cup capers, one tablespoon butter. Melt the two tablespoons butter, add flour, seasonings, and water. Cook ten minutes; add capers and, just before serving, a tablespoon butter.

#### Hollandaise Sauce

Four egg yolks, one-half cup butter, one-half teaspoon salt, one-fourth teaspoon pepper, few grains cayenne, one-half cup cold water, two tablespoons lemon juice. Put all ingredients except the lemon juice into a saucepan; set saucepan into a larger one of hot water. Beat constantly until mixture thickens, keeping water below the boiling point all the time. Add lemon juice and serve immediately.

#### Maitre d'Hotel Sauce

Three tablespoons butter, three tablespoons lemon juice, three tablespoons parsley, one-fourth teaspoon salt, one-fourth teaspoon paprika, cayenne. Cream the butter and add remaining ingredients.

#### Oyster Sauce

Two tablespoons butter, four tablespoons flour, one and one-half cups oyster liquor, one cup oysters, one-fourth teaspoon salt, few grains cayenne. Parboil oysters; drain and reserve liquor. Make a white sauce, with butter, flour, seasonings and oyster liquor; add chopped oysters and serve. Should there not be sufficient oyster liquor make up amount with milk.

#### Sauce Tartare

To one cup mayonnaise dressing add one tablespoon each of finely chopped parsley, finely chopped olives, finely chopped pickles, and one teaspoon finely chopped chives.

HIGHEST GRADE

# PIANOS AND PLAYER PIANOS

STEINWAY & SONS  
EVANS BROS.

NORDHEIMER  
DOMINION

*Columbia Gramfanolas Edison Phonographs Phonolas  
Everything in Talking Machine Supplies*

## Tucker Piano & Music Co. Limited

(NORDHEIMER WAREROOMS)

THE ONLY PIANO STORE ON MAIN STREET

COR. GRAHAM AVE.

PHONE MAIN 1459

# KODAKS

¶ Was THE KODAK a honeymoon companion? If not, you have lost half the pleasure for ever of that trip.

¶ Do not go on missing part of the joy of all your pleasures, but get a Kodak now. The little pictures we think so amusing now in a few years become of priceless value.

¶ A complete line of Brownies and Kodaks can be seen at our store any time. Call and let us demonstrate them to you.

¶ Amateur finishing a specialty.

¶ Phone and Mail Orders receive our careful attention.

## STEELE-MITCHELL LIMITED

PHONE MAIN 2447

274 CARLTON STREET

8 DOORS S. PORTAGE

### Tomato Cream Sauce

One cup white sauce, one tablespoon butter, one tablespoon chopped celery, one tablespoon chopped onion, one tablespoon kitchen bouquet, one teaspoon Worcestershire sauce, one-half teaspoon lemon juice, one cup tomatoes, one-fourth teaspoon soda. Melt butter; add celery and onion, cook five minutes; add tomatoes, cook ten minutes. Strain; add soda. To white sauce add kitchen bouquet and Worcestershire sauce; cook five minutes. Combine tomato sauce and white sauce, add lemon juice and serve.

### EGGS

A fresh egg sinks when immersed in water. A stale egg, owing to evaporation which has taken place through the pores of the shell, floats.

#### Soft-Cooked Eggs, No. 1

Place eggs in saucepan, cover with cold water, bring to the boiling point, when they will be soft-cooked.

#### Soft-Cooked Eggs, No. 2

Bring water to boiling point, put in eggs, boil two minutes for soft, or three minutes for medium.

#### Hard-Cooked Eggs

Cover eggs with boiling water, and cook below the boiling point for four minutes. Remove from pan, cover with cold water, and wipe before serving.

#### Baked Eggs

Butter baking dish or platter, or individual ramekin dishes. Break each egg into a cup and drop into baking dish, sprinkle with salt and pepper, and bake in a moderate oven—five minutes for soft-cooked and ten minutes for hard-cooked. Eggs are more delicately cooked if dish is placed in a pan of hot water in the oven, and water kept below the boiling point during cooking.

#### Poached Eggs

Break eggs in cup, butter muffin rings. Place in shallow pan and cover with boiling water. Allow two teaspoons of salt to each pint of water. Drop eggs into rings, and cook from five to eight minutes, keeping water below the boiling point during cooking. Remove the eggs on a buttered skimmer or pancake turner, and place on a round of buttered toast, sprinkle with salt and pepper, and garnish with parsley.

#### Scrambled Eggs

Four eggs, four tablespoons milk or cream, one-fourth teaspoon salt, one-eighth teaspoon pepper, one teaspoon chopped parsley, two tablespoons butter. Beat eggs slightly, enough to blend yolks and whites; add seasonings, parsley and milk. Melt butter in frying pan, add egg mixture, and cook slowly, lifting carefully with a spoon to keep the mixture uniformly delicate.

PHONE  
MAIN 6237

# CALEB M. DANAHER

Are You Satisfied  
With Your Clothes

?

Our Clothes have  
that distinctive touch  
that good taste demands

Always to the Fore  
where good tailoring is  
concerned, we have by  
conscientious endeavor and  
pleasing service built up a  
remarkable tailoring shop.

Our Styles  
are always the most fash-  
ionable, and in every gar-  
ment we try to incorporate  
your own desires. If you  
are not already one of our  
many patrons we want you  
to become one.

UTMOST QUALITY AND  
MODERATE PRICES :: ::

## CALEB M. DANAHER

Successor to A. F. THOMAS

191 Portage Ave., East

Facing Bank of Montreal

## THE REAL HOME-KEEPER

---

### Omelet

Two eggs, two tablespoons hot water or hot milk, one-fourth teaspoon salt, one tablespoon butter. Beat eggs well; add salt and milk. Melt butter in frying pan; add egg mixture; shake pan vigorously until eggs begin to brown on under side, then let it stand until golden-brown on part of range where it will not burn. If moist on top place in oven to dry. Separate omelet from sides of pan with knife, and beginning at side near the handle, roll omelet slowly and carefully into the shape of a jelly roll; turn on to a hot platter, garnish and serve.

Omelets may be served in the following ways:

#### Bacon Omelet

By adding finely chopped cooked bacon before folding.

#### Cheese Omelet

By adding grated cheese before folding.

#### Creamed Salt Fish Omelet

By combining creamed salt fish and finely chopped red pepper, and adding to omelet before folding.

#### Kidney Omelet

By adding stewed kidneys, highly seasoned.

#### Mushroom Omelet

By adding mushrooms.

### ENTREES

#### Chicken Forcemeat

One cup cooked chicken, salt, pepper, lemon juice, onion juice, one-half cup soft bread crumbs, one-half cup hot milk, two eggs, one teaspoon chopped parsley. Chop meat and pass through a sieve. Soak bread in milk; add it with remaining ingredients to chicken; season highly and use as a filling in fontage cups, or shape in balls and poach in hot water, or roll in balls; roll in flour and saute.

#### Chicken Souffle

One and one-half cups of chicken, one-half cup mushrooms, two tablespoons butter, four tablespoons flour, one-half cup bread crumbs, three egg yolks, one-half cup chicken stock, one-half cup cream, salt and cayenne, one teaspoon parsley, three egg whites, one-fourth cup sherry. Melt butter; add flour, seasonings, stock, cream, chicken, mushrooms, bread crumbs; cook ten minutes; add egg yolks, and cut and fold in whites beaten until stiff, and the sherry. Bake in buttered baking dish forty minutes. Serve immediately with, or without, mushroom sauce.

#### Creamed Oysters and Celery in Fontage Cups

One pint oysters, two tablespoons butter, one tablespoon lemon juice, two tablespoons flour, two eggs, one-half cup cream, salt, pepper, two tablespoons wine,

---

The Hoosier Cabinet saves miles of steps for tired feet—See page 91



*There's  
No  
Place  
Like  
Home*



The Bride's ambition is for a happy home, contentment, peace and right living. Realize then, you girls who are wise, that the

## CITY ROOMING & RENTAL

specialize in the rooming and rental business, and are in a better position to secure you that cosy little room, suite or cottage, than any one else.

**GIVE THEM YOUR REQUIREMENTS  
AND THEY WILL DO THE REST**

In general the high cost of living can only be reduced by the wife's economy in the kitchen, besides she is no doubt anxious to try out some of the many Dainty Chafing Dish Delicacies contained in "THE REAL HOME-KEEPER."

**START RIGHT  
PHONE MAIN 5670**

**CITY ROOMING & RENTAL**

Mrs. A. AXIEN

516 McINTYRE BLOCK

---

## THE REAL HOME-KEEPER

---

one cup chopped celery. Melt butter, add oysters, and cook one minute. Remove oysters, add remaining ingredients except wine, cook until thick, add oysters and wine, and serve in fontage cups.

### Creamed Lobster in Fontage Cups

Two cups lobster meat, two tablespoons butter, one tablespoon grated onion, one-fourth cup cream, two tablespoons flour, one-half cup chicken stock, one tablespoon lemon juice, one egg yolk, salt and cayenne. Melt butter; add onion, flour, stock and lemon juice, cook five minutes; season with salt and pepper, add cream, in which yolk of egg has been beaten, and lobster meat. When hot serve in fontage cups.

### Chicken Croquettes

Two cups chicken meat, salt, pepper, lemon juice, one cup croquette sauce, onion juice. Cut meat in small pieces; add seasonings and white sauce. Shape, dip in crumbs, egg and crumbs, and fry in deep fat. These croquettes may be varied by adding one-fourth cup of chopped mushrooms, ham, sweetbread or truffles. More or less sauce is required according to the dryness of the chicken.

### Veal Croquettes

Cut one pint of veal in small pieces; add one tablespoon salt, one-fourth teaspoon pepper, one tablespoon lemon juice. Melt three tablespoons butter; add two tablespoons finely minced onion, three tablespoons flour, and three-fourths cup milk or veal stock. Boil five minutes. Add eggs, well beaten. Stir constantly until thick. Mix with veal mixture and cool. Shape, allowing a rounded tablespoon for each croquette. Dip in crumbs, egg and crumbs, and fry in deep fat. Serve with or without white sauce.

### Scalloped Brains

Parboil brains; sprinkle with salt, pepper, and lemon juice. Cut in inch pieces. Arrange in layers in buttered baking dish, alternating with tomato sauce. Cover with buttered and seasoned cracker crumbs and serve with chopped pickles.

### Frogs' Legs

Skin the frogs' legs, sprinkle with salt and pepper, dip in butter, then in flour, and fry in hot fat. Serve with sauce tartare.

### Green Pea Timbales

Press one pint cooked peas through a sieve; add four tablespoons flour, milk or soup stock, few drops of onion juice, salt, pepper, cayenne, and the whites of three eggs, beaten until stiff. Press into buttered timbale moulds, set in a pan of hot water, and bake in a slow oven until firm. Unmould, serve on hot platter. Garnish with a piece of parsley on the top of each timbale and bechamel sauce.

### Scalloped Mushrooms

Wash, scrub and peel one pound of fresh mushrooms. Saute in butter. Arrange in layers with white sauce in buttered baking dish; when filled cover

# THE MORRIS DYE WORKS

Dyers and Chemical Dry Cleaners of  
Ladies' and Gentlemen's  
Clothes

GOODS CALLED FOR AND DELIVERED

Phone 4332

Our Wagons Call all Over the City

# THE MORRIS DYE WORKS

744 ALEXANDER AVE.

# ORDER THE CAR

That's Reliable  
Always on time  
Always ready

PHONE MAIN 6769, 6770, 6771

Limousines and Touring Cars

# WINNIPEG TAXICAB CO. LTD.

Garage and Offices - - 158 FORT ST.

## THE REAL HOME-KEEPER

---

with cubes of bread which have been dipped in butter. Brown in the oven and serve.

### Stuffed Peppers

Cut the tops from eight red or green peppers; remove seeds; cover with boiling water; leave standing five minutes. Fill with any of the following stuffings. Cover with buttered bread crumbs, arrange in baking dish, and bake one-half hour.

### Tomato Croquettes

Mix two cups of tomato, four cloves, two slices onion, two peppercorns, one-half teaspoon salt and one-fourth teaspoon paprika. Cook ten minutes and press through a sieve. Melt three tablespoons butter; add one-fourth cup corn starch and strained tomato mixture; boil ten minutes. Cook slightly, add one egg, pour into buttered pan, chill, cut in squares, dip in crumbs, egg and crumbs, fry in deep fat. Drain on brown paper. Serve.

### Beef Croquettes

Prepare by any of the recipes for chicken or veal croquettes if liked soft, but the following is recommended: Mince fine, but not to make it pasty; add an equal bulk of hot, boiled rice, cooked much softer than it is usually served for a vegetable; season highly with salt, pepper, cayenne and onion juice, and set to cool. If it is too stiff, work in a little stock or gravy. Drain on brown paper.

### Oyster Croquettes

One cup raw oysters, one cup cooked veal, two tablespoons butter, three tablespoons cracker crumbs, two egg yolks, one tablespoon onion juice. Drain and clean the oysters, scald and strain the liquor; chop the oysters very fine, soak the cracker crumbs in the liquor, then mix all the ingredients and shape; dip in egg, roll in crumbs and fry as usual. Drain on brown paper.

## BREAD

**Bread**—One quart flour, sifted, one small tablespoon salt, one small tablespoon sugar, one cake compressed yeast dissolved in warm water—about a pint. Mix and set to raise, knead thoroughly and let raise again. Knead slightly, put into pans and let raise. Bake three-quarters of an hour.

### Brown Bread

Two cups buttermilk, one cup light brown sugar, one tablespoon melted butter, one teaspoon salt, one teaspoon soda, two and one-half cups of whole wheat flour. Bake in gas stove thirty or forty minutes.

### Boston Brown Bread

To three cups of sour milk, add one small cup of molasses, a teaspoon of soda dissolved in a little boiling water, two cups of Graham or rye meal, two of white flour; add salt. Place in deep baking dish or small cans like one pound baking powder can, thoroughly greased with lard. If the deep dish is used, a ring should

---

Hoosier Cabinets can be had for only \$1.00 cash, balance \$1.00 per week—See page 91

The best fruit on a tree is reached by means  
of a ladder

YOU CAN TAKE THE ELEVATOR TO THE

# European Hairdressing Parlors Hair and Scalp Specialist



All diseases of the hair and scalp  
scientifically treated by qualified  
staff.

---

Hair work of every  
description

I make a specialty of Wigs, Toupees and Transfor-  
mations. It is impossible to detect my wigs and  
toupees from natural hair

---

FACIAL TREATMENT MANICURING

SOFT WATER SHAMPOO

ELECTROLYSIS AND CHIROPODY

---

Sole Agents—

E. BURHAM,

Kalos Ozone Toilet Preparations

102 Carlton Bldg.

PHONE MAIN 2669

## THE REAL HOME-KEEPER

---

be placed under it in the steamer. Raisins scattered on top before cooking are a great improvement. Steam steadily three hours. Dry in oven and serve hot.

### Baking Powder Biscuits

Two cups flour, two teaspoons baking powder, one-half teaspoon salt, two tablespoons butter, three-fourths cup of milk. Mix in the flour, baking powder and salt, sifting twice. Work in the butter with the finger-tips. Add gradually the milk, mixing with a knife until of the consistency of soft dough. Toss on a floured board, pat and roll lightly to one-half inch in thickness. Cut into shape and bake in a hot oven.

### Corn Muffins

One cup of corn meal, one-half cup of flour, one and one-half teaspoon baking powder, sifted together. Add two tablespoons lard, two eggs, well beaten. Milk enough for a thin batter. Bake in a quick oven.

### Cream Muffins

One pint flour, sifted with one heaping teaspoon baking powder. Beat together one pint of cream, one tablespoon of butter and a little sugar. Add two beaten eggs. Mix in the flour, drop in buttered muffin moulds and bake quickly.

### Custard Corn Bread

One-half cup sugar, two cups sour milk, one teaspoon soda, one teaspoon salt, two eggs, well beaten; one and one-half cups corn meal, one-half cup flour. Pour this mixture into a heated spider, containing two spoons of melted butter; then pour into the middle, without stirring, one cup sweet milk. Bake one-half hour in a hot oven.

### Cheese Straws

Roll pie crust dough the same thickness as for pies. Cut in strips from six to ten inches wide, and cut the strips into straws or sticks a quarter of an inch in width. Lay upon baking sheets, leaving a space between the straws a third the width of the straws. Grate rich cheese, season to taste with salt and red pepper, and scatter thickly over the straws and spaces between them. Put in oven where the greatest heat will be at top and bake ten or fifteen minutes. Cut the cheese in the centre of spaces between the straws; remove from the baking sheets with a limber knife and pile tastily on a plate.

### Corn Batter Bread with Rice

Two cups sifted corn meal, one cup cold boiled rice, three well beaten eggs, one tablespoon melted butter, two and one-half cups milk or enough to make a soft batter, one teaspoon salt, one pinch soda. Stir the beaten eggs into the milk, add the meal, butter, salt and soda, and last of all the rice. Beat up well from the bottom for three minutes and bake in a round, shallow pan in a quick oven.

### Corn Bread

One cup sour milk, one-half cup flour, one cup yellow corn meal, one teaspoon salt, two tablespoons sugar, two tablespoons butter or drippings, one teaspoon soda (dissolved in hot water). Bake slowly for three-quarters of an hour.

STOP! LOOK! LISTEN!

It All Depends on the Way  
It's Made

There is Bread and Bread

But the kind that is manufactured at

MILTON'S BAKERY

assures the housewife that her meal  
will be complete.

A perfect product of science and  
skill.

Have you told your neighbor? Do  
it now.

Ask your grocer or  
TELEPHONE GARRY 814

and have our salesman call.

MILTON'S BAKERY

672-674 BANNATYNE AVE.  
GARRY 814

674 Bannatyne Ave.	-	-	-	Garry 814
440 Notre Dame Ave.	-	-	-	Garry 1062
828 Sherbrook St.	-	-	-	Garry 2160

## THE REAL HOME-KEEPER

---

### Coffee Bread (Breakfast)

One egg, one-half cup sugar, one cup sweet milk, two cups flour, two teaspoons baking powder, one-half teaspoon salt. Bake in a quick oven in flat tins.

### Currant Bread

One and one-half pounds flour, one pound brown sugar, one and one-half pounds currants, one-half pound citron, one tablespoon lard and butter, one teaspoon baking soda dissolved in one pint sour milk. Bake one and one-half hours in two loaves.

### English Tea Biscuits

One quart of flour, three teaspoons baking powder, one-half pound lard, one-half cup sugar, one teaspoon salt, two eggs, one and one-half cup milk. Roll; then add one-half cup currants if desired.

### English Muffins

Cream together one level tablespoonful butter and one of sugar, adding a generous pinch of salt. Add one egg, well beaten; next one cup milk. Sift together one large cup of flour and one heaping teaspoon of baking powder and beat into the above until smooth. Pour into buttered gem pans and place in hot oven until the muffins begin to brown, then turn oven low.

### Graham Gems

One tablespoon sugar, well mixed with one tablespoon butter, one cup Graham flour, two tablespoons bran, two teaspoons baking powder, one egg, one pinch salt. Add milk enough for batter and drop in gem pans—eight gems.

### Graham Bread

One cup sweet milk, one cup sour milk, one egg, three tablespoons molasses, three tablespoons sugar, one tablespoon melted butter, little salt, one teaspoon soda in sour milk, three small teacups Graham flour. Bake in a slow oven one hour.

### Golden Corn Cake or Johnny Cake

Three-fourths level cup corn meal, one and one-fourth cups flour, one-fourth cup sugar, four level teaspoons baking powder, one-half teaspoon salt, one cup sweet milk, one egg, one tablespoon melted butter. Mix and sift dry ingredients, add milk, egg well beaten and butter. Bake in a shallow, buttered pan in hot oven twenty minutes.

### Soft Yeast

Take one cup flour, two tablespoons of sugar, two tablespoons salt; boil six medium sized potatoes in one quart of water, then take one-sixth of a package of pressed hops or one handful of fresh hops. Boil in a quart of water. Drain the water from the hops and potatoes boiling hot on the above ingredients; stir thoroughly. When cool enough not to scald, add two cakes of yeast foam. When



"A Good Woman is Generally Known  
by the Books She Reads"

¶ You can not expect to develop a taste for  
Christian literature without reading

"THE BOOK"

that has stood the test of time.

¶ Bibles in all sizes and bindings at prices to  
suit everyone.

¶ We stock in abundance many of the rare gems  
of comfort written by our most able writers.

## Why Not Increase Your Library?

We supply the best literature  
obtainable whether for home reading  
or private study.

Visit our Book-room and make  
your selections. Our prices are as  
tempting as our books.

North West Bible and Tract Depot Ltd.

PHONE MAIN 1071

327 GARRY STREET

Church and Sunday Schools' Supplies

## THE REAL HOME-KEEPER

---

this is light, bottle and keep in cool place. Will keep six weeks or longer if kept cool. To make the bread: When cooking potatoes for dinner, drain the potato water into one cup flour. Add as much water as needed for the sponge. Take one teacup of the yeast, add enough flour to make a stiff batter. Mould your bread early in the morning. When light make into loaves.

### Maryland Beaten Biscuit

One quart flour, one scant cup lard, one heaping tablespoon salt, one teaspoon sugar, one pinch soda (size grain corn). Add these ingredients to the flour, and use just enough water to mix stiff. Put on moulding board and beat with wooden hammer thirty minutes. When beaten flat, roll up and beat again. When beaten the last time, roll in a long roll, and cut off pieces the size of biscuits, form and put in pan, not touching each other. Make about the size of a napkin ring. Bake to a light brown, about twenty minutes. Better eaten cold, and good next day.

### Mrs. B.'s Muffins (Sweet)

Two cups flour, one cup sugar, one-half cup butter, one-half cup sweet milk, two eggs, one teaspoon baking powder, one nutmeg. Rub sugar and butter to cream, add eggs well beaten, after which add milk and nutmeg. Last add the flour in which baking powder has been thoroughly mixed. Bake quickly.

### Nut Muffins

One cup flour, large two-third cups milk, one rounded tablespoon lard, two tablespoons chopped nuts, one teaspoon baking powder. Work the lard into the flour with a fork; moisten with milk. Drop in muffin iron and bake. Any kind of nuts may be used. Dates cut in small pieces, or raisins, may be used instead of nuts. They may be liked better if a little more milk is used.

### Nut Bread

Milk scalded, one pint; sugar, one-fourth cup; white flour, two cups; entire wheat flour, four cups; compressed yeast, one cake; English walnut meats, one cup chopped fine; salt, one and one-half teaspoons.

### Oatmeal Bread

One cup Quaker Oats, one-half cup yellow C sugar, one teaspoon salt, one-half cake compressed yeast, one tablespoon lard or butter, two cups boiling water. Scald oatmeal with water. When cool, add other ingredients and a quart of white flour, making a stiff batter. After it is light, beat into it one-half cup English walnuts and bake.

### Pin Wheel Biscuits

Two cups flour, one-fourth teaspoon salt, four teaspoons baking powder, two tablespoons butter, three-fourths cup milk; roll one-fourth inch thick. Spread with two tablespoons melted butter after rolling. Then spread on a mixture of

FOR CHOICE COTTAGES,  
HOUSES or BUILDING LOTS

IN ST. JOHNS, ELMWOOD,  
EAST OR WEST KILDONAN

*Apply . . .*

**LOWERY BROS.**

THE NORTH WINNIPEG AND KILDONAN SPECIALISTS

Head Office:	Kildonan Office:
925 MAIN STREET	Cor. MAIN AND KILBRIDE
Phones ST. JOHN 1294 and ST. JOHN 2452	

**D. W. FRASER,** 357 WILLIAM AVE.  
WINNIPEG - MAN.

General & Family Butcher & Sausage Specialist

**Q** It is now recognized that the sausage is not only one of the most tasty viands on the table, but also one of the most wholesome if made of fresh meats and by machinery kept in sanitary condition. There is danger in the sausage if not so made. FRASER'S sausage is always made of good meat and by machinery carefully inspected and severely cleansed. THEY HAVE FIRMNESS AND FLAVOR and when once eaten no other make will be endured. HIGH-CLASS TABLES ARE FURNISHED WITH FRASER'S ONLY. PHONE 3928 Garry and your order will be promptly filled and delivered.

ASK FOR OUR CAMBRIDGE LOAF

---

## THE REAL HOME-KEEPER

---

two tablespoons sugar, one-half teaspoon cinnamon, one-third cup chopped raisins and citron. Roll like jelly-roll, cut off in slices, spread with butter and bake.

### Spanish Bun

One pint of sugar, two-thirds cup of butter, one cup of chopped raisins, one cup sour milk, two teaspoons cinnamon, one teaspoon cloves, one teaspoon soda, one pint flour, four eggs. Beat butter and sugar together, then the eggs, then milk and soda; last flour and fruit. Bake in a moderate oven.

### Scotch Tea Scones

One-half pound flour, one tablespoon sultana raisins, one dessert spoon sugar, one dessert spoon butter, one dessert spoon baking powder, and a pinch of salt. Mix with sweet milk. Mix flour, sugar, baking powder and salt; then rub in the butter, add milk and raisins. Make dough rather soft and bake in hot oven for ten minutes.

### Waffles

Three cups sweet milk, four cups flour, two eggs beaten very light, one small spoon of salt, piece of butter size of a large egg, three teaspoons baking powder.

## PASTRY

### Buttermilk Pie

Mix together three-fourths of a cup of chopped seedless raisins, three-fourths of a cup of buttermilk, three-fourths of a cup of sugar, one well-beaten egg, and a half teaspoon each of ground cloves and cinnamon, a little grated nutmeg and a pinch of salt. Mix all thoroughly and bake between two crusts.

### Crust for One Pie

One cup flour, two heaping tablespoons lard, four tablespoons water and a pinch of salt. Sift flour and salt together, add lard, cutting and mixing well with a knife. When well mixed add water, still stirring with a knife. Sprinkle the moulding board with flour, and turn out the dough. Roll out, then fold and roll out about four times. Then it will be ready to use. For top crust finish by adding a few dots of butter between last folding, and sprinkle a teaspoon of sugar on top and slightly roll in as for sugar cookies.

### Chocolate Pie

Melt one square of chocolate over hot water, add three tablespoons of hot water, one tablespoon of sugar, three-fourths of a cup of scalded milk, and one-half teaspoon salt, with one-third of a cup of flour, and stir into the chocolate mixture, cooking until thickened. Add the yolks of two eggs well beaten, and one teaspoon vanilla diluted with some of hot mixture. Turn into a pastry-lined tin and bake about twenty minutes. When slightly cooled spread a meringue made of whites of eggs and one-fourth of a cup of sugar over the top, and return to the oven to brown.

---

Order a Hoosier Cabinet Today. Don't delay—See page 91

Are You One of the  
700,000 Hoosier  
Owners?



---

*The Hoosier Kitchen Cabinet makes the model kitchen. Investigate the famous HOOSIER CLUB PLAN. You can own a Hoosier Cabinet by merely paying \$1.00 cash, balance \$1.00 weekly. No difference in price if you pay cash. Buy a Hoosier Cabinet today — and save miles of steps for your tired feet. —*

---

## THE "HOOSIER" STORE

287 Donald Street

PHONE MAIN 2828

WINNIPEG, MAN.



#### Cocoanut Pie

Filling: Let one and one-half pints milk come to a boil. Thicken with two tablespoons cornstarch, one teaspoon flour, one cup sugar dissolved in milk; add the yolks of three eggs well beaten and flavor to taste. Fill the baked crust with this. Spread the beaten whites of the eggs over the top. Sprinkle with grated cocoanut and brown lightly in the oven.

#### Cream Pie

Crust: Two cups flour, four tablespoons butter, three teaspoons sugar, one egg. Rub flour and butter together. Mix egg and sugar. Put together, roll lightly and bake. Cream: One pint milk or water, six tablespoons sugar, two tablespoons flour, yolks of five eggs, one teaspoon vanilla. Boil to a thick cream and when cool pour on cool crust. Beat whites of eggs to a stiff froth, mix in a little powdered sugar and spread over the top. Set in the oven to brown.

#### Lemon Pie

One coffee cup sugar, three eggs, one cup of water, one tablespoon of melted butter, one heaping tablespoon of flour, the juice and a little rind of one lemon. Reserve the whites of the eggs and after the pie is baked spread them on the top, beaten lightly with a spoon of sugar, and return to the oven until a light brown. This may be cooked after it is put into the crust, but it is better to cook it first in a double boiler. Bake from thirty to forty minutes.

#### Mince Meat

Four pounds beef boiled till tender, two pounds brown sugar, one pound currants, two pounds raisins, one peck apples, two cups beef suet, one-half cup citron, one-third cup salt (chop fine all ingredients), one nutmeg, two tablespoons ground cloves, two tablespoons allspice, two tablespoons cinnamon. Add liquid from meat. Add one quart boiled cider. When cooked put in stone jar.

#### Mince Pies

One quart bowl of chopped meat, two of apples, one of stoned raisins, part of them chopped; one-half pint chopped suet, one pint of molasses, two tablespoons each of cloves, cinnamon, and salt, one-fourth pound of citron, two lemons or oranges, chopped very fine. Moisten with one pint of boiled cider.

#### Plain Pie Crust

One and one-half cups of sifted flour, one level teaspoon salt, four level tablespoons lard, three level tablespoons butter, two level tablespoons ice water. Chop in the shortening or mix lightly with tips of fingers. Add water gradually, mixing with a knife.

#### Pumpkin Pie

One cup prepared pumpkin, one cup milk. Beat separately whites and yolks of three eggs. Mix all ingredients. Add one teaspoon of ground cloves, one teaspoon of ground cinnamon, and one teaspoon of ginger. Sweeten to taste.

# The Albert J. Brenton Co. Ltd.

FURRIERS AND LADIES' TAILORS

ONE OF OUR 1914 MODELS



The Brenton guarantee with every garment

## The Importance of Quality in Furs

There are inferior grades of furs on the market which look well for a short time, but which are not durable and give no service. In our stock you will find a complete assortment of high-grade furs only, and, having manufactured them on the premises, we are able to guarantee reliable, durable garments, made of the choicest skins, and showing the highest degree of perfection in artistic workmanship and fit.

Phone **BRENTON'S** Garry 576

## THEY will STORE Your FURS

and take the very best care of them, they are thoroughly cleaned and disinfected, then placed in large fire-proof vaults absolutely moth proof and especially built for the best care of FURS.

The Receipt You Receive Secures  
You from Every Imaginable Loss

## ORDER NOW

Remodelling, Repairing and New Work done during the summer months will enable you to receive a liberal discount, as well as avoiding delay, if left until fall, due to pressure of work in busy season.

The Albert J. Brenton Co. Ltd.

Manufacturing Furriers and Ladies' High Class Tailors

52 ADELAIDE ST.

Established 1882

Next Winnipeg Theatre

# NATIONAL INSTITUTE

## HEALTH

means a Bright, Cheery, Optimistic disposition. Nothing will make life greater success or add more joy to matrimony than this qualification.



## SICKNESS

means a Languid, Depressed, Pessimistic disposition. It will do more to create trouble and wreck a home than almost any other cause. Sickness means discord all along the line.

## Make Health Your First and Greatest Aim. It Spells Success and Happiness

The NATIONAL INSTITUTE employs all the means being used today in the many SANITARIUMS throughout Europe and this continent. It has thousands of dollars invested in equipment and the MOST ADVANCED SCIENTIFIC METHODS KNOWN for making various body tests. There is no pain or disease that cannot be benefited, and few that cannot be COMPLETELY CURED when treated by one or more of the means used in this Institute. In proportion, CHRONIC CASES usually respond to the treatment with equally as gratifying results as do the less severe.

**SKIN DISEASES.**—This is a subject that has had a great deal of care and study given to it. It is a department that the National Institute has made very special provision for, in its equipment for the various kinds of LIGHT RAY, X-RAY, etc. Skin trouble of twenty to thirty years' duration will often respond within a short time to treatment.



## Diseases Prevented

Many a case of kidney trouble has been prevented through a careful examination at the early start, while equally as much might be said of Heart, Bladder, or any of the many other complaints man is heir to, if only a thorough examination is made before the advanced stages have been reached.



Though the NATIONAL INSTITUTE is ORTHODOX and under DIRECT MEDICAL SUPERVISION, it has no one special platform. Its ONLY AIMS are for RESULTS.

## FREE

If interested, write or phone for our large illustrated booklet. It explains the methods used in this Institute, with fees and all other particulars.



NATIONAL INSTITUTE  
Carlton Bldg. (cor. Carlton and Portage Ave.), Winnipeg.  
One block west of Eaton's.  
Open evenings.  
Day Phone, Main 2544  
Night Phone, Fort Rouge 2863



## THE REAL HOME-KEEPER

---

### Raisin Pie

One-fourth pound raisins, pour over them one-half pint boiling water, grated rind and juice of one lemon, one-half cup sugar, one heaping tablespoon flour, one egg. Bake with two crusts.

### Strawberry Pie

Put berries in a baked crust, cover with whipped cream, then meringue made of whites of eggs (two), two tablespoons sugar and a dash of lemon juice.

## PUDDINGS

### Baked Apple Dumplings

Peel and core, leaving whole, enough apples for one layer in medium deep pudding dish, leaving small space between each apple. Sprinkle over the apples four or five tablespoons sugar, and grate over them a generous quantity of nutmeg. Place small lump of butter on each apple. Pour on boiling water to almost reach the top of apples. Cover all with good piecrust a little thicker than for pies. Bake one and one-half hours in slow oven.

### Black Pudding

One cup molasses, one cup butter, one cup white sugar, two cups flour, four eggs, one cup sour milk, one nutmeg, one teaspoon soda. Cream butter and sugar. Steam in pound baking powder cans, two and one-half hours. Will keep a month in a cool, dry place.

### Bachelor's Pudding

Take four medium sized apples, pare and chop fine; add one cup sugar, four eggs, one cup dried currants, one and one-half cups bread crumbs (do not use crackers), two teaspoons vanilla. Mix well and turn into well-buttered double boiler and steam three hours. Serve hot, with hard sauce made of confectioner's sugar and butter, with nutmeg grated over the top of sauce.

### Bread Pudding

One cup stale bread crumbs, one and one-half pints milk, four eggs, salt, one lemon, one and one-half cups granulated sugar. Put bread in baking dish, and smooth with a little water (hot). Pour in milk and mix thoroughly. Beat two whole eggs and the yolks of two more and stir in. Add salt and grate the rind of one lemon over the top. Bake until consistency of baked custard. Then beat the two whites left over until very stiff, beat in sugar, add juice of lemon, put over pudding, and let brown in very hot oven. Serve hot or cold.

### Caramel Pudding

One pint milk scalded in double boiler, one cup brown sugar melted in little water, one and one-half tablespoons cornstarch dissolved in milk. Put in a little salt and pinch soda. Pour in mould and when cool set on ice. Serve very cold with cream and sugar.

### Chocolate Cornstarch Pudding

This pudding is to be eaten cold and the following quantities will suffice for six persons: One pint of milk, one tablespoon of cornstarch, two tablespoons of sugar, two eggs (yolks), one-fourth teaspoon salt, one teaspoon vanilla, one-half teaspoon of butter. Beat the yolks of the eggs and add to them a little of the milk, then wet the cornstarch with a small quantity of the milk and stir the two mixtures together; place the rest of the milk on the fire in a milk-boiler and when boiling stir in the cornstarch, eggs, etc. Let the whole cook five minutes, add the salt, sugar and butter, and remove from the fire; pour the pudding into a pudding dish and when partly cooled, add the flavoring, stirring it in well.

### For the Chocolate

One-half cup of milk, one-half cup of grated chocolate, three tablespoons of sugar, one tablespoon vanilla, two eggs (whites). Place the milk and chocolate together in a small saucepan set in another containing hot water and cook until the chocolate is smooth and thick, generally about five minutes, stirring all the time. Add the sugar, remove from fire, stir until cooled and put in the vanilla, spread the chocolate mixture carefully, a spoonful at a time, over the cornstarch in the dish. Beat the whites of the eggs stiff, add one tablespoon sugar and two or three drops of vanilla. Spread this icing on top of chocolate and brown delicately in oven. This makes three layers. It does not require sauce.

### Chocolate Pudding

One quart milk, one cup sugar, two squares chocolate. Let come to a boil, then add one-half package of well soaked gelatine. Boil five minutes. Flavor with vanilla, and serve cold with whipped cream.

### Christmas Pudding

Time to boil, six hours. One pound of raisins, one pound currants, one-fourth of a pound of sultanas, one pound of suet, half a pound of bread crumbs, a pint of milk, ten eggs, three-fourths of a pound of flour and same of citron and orange peel mixed, one small nutmeg. Stone the raisins and divide them, wash and dry the currants and sultanas, and cut the peel into slices. Mix all these with the bread crumbs, flour and suet, chopped very fine; add the grated nutmeg and then stir in strictly fresh eggs well beaten, and the milk. When the ingredients are well blended put them into a mould, tie a floured cloth over it and boil. When done, turn it out and serve it with arrowroot sauce.

### Easter Pudding

Grate sufficient fresh cocoanut to fill a small cup, mix with it two rounded tablespoons of powdered sugar, the white of one well-beaten egg, and a teaspoon of vanilla extract. Last of all stir in lightly one cup of stiffly-whipped cream. Put a slice of angel cake on each plate and heap upon it some of the cocoanut cream. Sprinkle the whole with powdered pistachio nuts.

### Plum Pudding

One cup of finely chopped suet, two cups fine bread crumbs, one cup chopped raisins, one cup currants or whole raisins seeded, one level teaspoon each of ground

TO GOOD HOUSEWIVES

Begin Right by Buying Choice Meats at

# ROBERTSON'S MEAT MARKETS

*Purveyors of High-class Meats*

If you knew the extraordinary pains we take to maintain the high standard of quality in the selection of our meats, you would insist on buying your meats from

# ROBERTSON'S MEAT MARKETS

OUR DELIVERIES COVER THE ENTIRE  
CITY

*Markets:*

434 NOTRE DAME AVE.  
Phone Garry 3364

1427 MAIN STREET  
Phone St. John 1465

Deliveries 8, 11, 2.30 and 5 o'clock

## THE REAL HOME-KEEPER

cloves, cinnamon, allspice and mace, one level teaspoon baking soda, one-half cup molasses, one-half cup granulated sugar, one and one-half cup sweet milk, one cup sifted flour, to make a very stiff batter. Grate the bread crumbs from a stale loaf, or use stale pieces dried in the oven until crisp and rolled fine. Put the salt with the suet, also the spices, then add the other ingredients, the soda last, dissolved in the milk. Pour the pudding into a well-greased mould or a three-quart pail, cover closely. Set this pail into a larger kettle half filled with boiling water; cover this closely also and boil three or four hours, adding boiling water as it boils away. I often use three small tins, putting one-third the mixture into each, thus preparing three desserts at once, each amply sufficient for a half dozen persons. The pudding keeps like a fruit cake, and may be warmed by setting the pail into hot water a half hour before dinner. Serve warm, with hard sauce or the following creamy sauce: Mix thoroughly while dry one-half cup each of flour and granulated sugar. Add three cups boiling water and boil. Whip with a Dover egg-beater one egg and butter the size of one-half egg. Pour the boiling sauce over this and continue beating for a moment longer. Flavor to taste, and pour over the hot pudding and serve at once.

### English Plum Pudding

Mix well together one pound of smoothly mashed potatoes, one-half pound of carrots boiled very tender and grated, one pound of flour or bread crumbs, one pound of currants and one of raisins, three-fourths pound of sugar, eight ounces of suet, one grated nutmeg, one-fourth teaspoon of salt and three or four eggs. Put into buttered moulds and steam for four hours.

### Farina Pudding

Two cups of milk, four tablespoons of farina, three tablespoons of sugar, three eggs, grated rind of half a lemon. Put the milk and lemon into a double boiler; when it reaches the boiling point stir in the farina and cook for five minutes; then remove from the fire and pour slowly on the yolks and sugar which have been beaten together until light, stirring all the time. Let it become cool but not stiff; when ready to bake it, fold in lightly the whites of the eggs beaten to a stiff froth. Turn it into a pudding dish and place in a pan of hot water and bake in a moderately hot oven for twenty-five minutes. Serve with cream or a meringue sauce.

### Foamy Pudding

One pint boiling water, two tablespoons cornstarch, juice of three lemons, and grated rind of one, one tablespoon sugar and pinch of salt; let cool three minutes and add beaten whites of three eggs. Cream for above pudding: Heat large cup of milk, add yolks of three eggs, one tablespoon sugar beaten until creamy. Season to taste. Cool on ice.

### Fig Pudding

One pound figs, one cup bread crumbs, one cup sugar, piece of butter the size of an egg, two eggs, one cup milk. Chop figs fine and mix with butter and by degrees add the rest. Butter baking dish, then pour in pudding and steam two

"COWL BRAND"

# "WAXOIL" FLOOR POLISH

"WAXOIL" Floor Polish  
—The easy way to polish  
floors and woodwork.

"WAXOIL" Furniture  
Polish.—For renovating  
everything from a piano to  
kitchen chairs.

"WAXOIL" Linoleum  
Polish.—Will not soften  
linoleum, but keep the  
colors bright.

"WAXOIL" Sweeping  
Compound.—Prevents  
dust. Use it on your car-  
pets or anywhere.



*Simply wipe  
it on the  
floor with a  
mop*

☉

*No Hard  
Work*

☉

*No Rubbing*

☉

*No Stopping*

"Waxoil" Floor Polish will produce a surface like this

For Sale at all Grocery, Hardware and Department Stores **25c** up.  
IN PACKAGES - - - - -

Manufactured by THE CARBON OIL WORKS, LIMITED  
66 King Street, WINNIPEG PHONE G. 940

## J. C. LEGGE & COMPANY

755 CORYDON AVENUE

WINNIPEG, MAN.

PHONE FORT ROUGE 1385



WALL PAPER  
VARNISHES  
PAINTS, ETC.

PICTURE  
FRAMING

MOULDINGS  
SMALL HARDWARE  
GLASS, ETC.

If you anticipate having any work done a telephone call  
will assure our immediate attention. Estimates Free.

---

## THE REAL HOME-KEEPER

---

and one-half hours. Lemon-sauce: Two cups granulated sugar, two eggs, juice and rind of two lemons. Beat all together and just before serving add one pint of boiling water. Serve hot with pudding.

### Fluff-Fluff Pudding

Beat the whites of six eggs to a stiff froth. Add slowly to whites of eggs one cup of sugar. Mix together the grated rind and juice of one lemon, one-half cup chopped English walnuts and one-half cup chopped raisins and add to whites of eggs and sugar. Beat until stiff. Bake twenty minutes. Do not butter baking dish.

### Fruit Pudding

Two eggs, one cup sugar, one cup milk, two teaspoons baking powder, flour enough to make a thin batter. Place any kind of tart fruit in bottom of baking dish. Pour over it the batter. Bake slowly and serve with cream.

### French Coconut Pudding

One quart milk, three tablespoons cornstarch, four eggs, one-half cup sugar, little salt. Put part of the milk, salt and sugar on the stove, and let boil. Dissolve the cornstarch in the rest of the milk, stir into the hot milk, and while boiling add the yolks, and a cup of grated cocoanut. Flavor with vanilla. Frosting: Whites of the four eggs beaten to a stiff froth, half a cup of sugar, flavor with lemon, spread on pudding, brown in oven, saving a little of the frosting to moisten the top. Sprinkle on grated cocoanut to give the appearance of snow flakes.

### Graham Pudding

One-fourth cup butter, one-half cup molasses, one-half cup milk, one egg, one and one-half cups Graham flour, one-half teaspoon soda, one-half teaspoon salt, one cup raisins. Put molasses in mixing bowl. Add melted butter to it and other ingredients in order given. Turn into greased mould and steam two and a half hours. Serve with liquid sauce. Dates or figs may be added.

### Sauce for Graham Pudding

Two tablespoons butter, one cup sugar, three tablespoons flour (white), two cups boiling water, one teaspoon flavoring. Mix sugar, flour and butter. Add boiling water. Cook over the fire until the mixture thickens, stirring constantly, and boil four or five minutes. Remove from fire and add flavoring.

### Ginger Pudding

One cup molasses, one-third cup butter, one-half cup water, one teaspoon soda, one teaspoon ginger, yolks of two eggs, two cups flour. Put the soda into the molasses. Then add the butter, water, flour and lastly eggs. Steam two hours. The water should be cool when the pudding is placed over it and should heat gradually. Sauce: One-half cup butter (scant), one cup sugar creamed. Beat in the whites of two eggs, one-half cup boiling water, vanilla.

W. H. POOLE

C. LIGHTLY

# POOLE AND LIGHTLY

Tinsmith, Plumbing  
Steamfitting

PHONE 1044 ST. JOHN

181 PRITCHARD AVE.

Copper, Sheet Metal  
and Tinwork

Furnace Work  
a Specialty

All Wrongs Righted --- We Mend Everything but  
Broken Hearts

## J. E. BRYANS REPAIR SPECIALIST

Sewing Machines, Pianos, Phonographs, Gramophones Repaired;  
and Parts and Needles Supplied for all Sewing Machines.

Bargains in Used Machines; Old Machines taken in Part Payment for New Ones.

New Singer Machines—Cash or Lease. Get Our Discounts.

Malleable Steel Ranges, \$1.00 Down, and \$1.00 per Week.

Old Stoves taken as Part Payment.

Phone Garry 821 J. E. BRYANS 531 Sargent Ave.

### Indian Pudding

Three quarts milk, one tablespoon brown sugar, two tablespoons molasses, one teaspoon allspice, butter size of an egg, one teaspoon salt. Boil this together, then mix one handful of corn meal in a little milk, put one-half teacup of raisins with milk and corn meal. Put this in with the boiling milk, molasses, etc., and stir constantly. Then take above mixture from stove and stir in it four well beaten eggs. Then put in baking dish and bake about three-fourths of an hour.

### Kiss Pudding

One quart sweet milk, yolks of four eggs, two tablespoons of sugar, butter size of a walnut, pinch of salt, two even tablespoons of corn starch, grated rind of lemon. Put milk in double boiler and when at the boiling point, stir in the above ingredients, well beaten. Stir until thoroughly done. Pour into earthen dish, and cover with whipped whites of eggs; flavor with vanilla and set in oven to brown. Serve cold.

### Lemon Sauce for Pudding

One cup granulated sugar, one-half cup of butter, two eggs beaten light, one lemon, juice and grated rind, two-thirds cup of boiling water. Thicken by cooking slowly.

### Lemon Bread Pudding

One pint of scalded milk, three-fourths pint bread crumbs, one cup sugar, butter size of an egg, yolks of four eggs well beaten, and the rind of one lemon. Bake half an hour or less. Beat the whites of the four eggs with a cup of powdered sugar and the juice of the lemon. Cover the pudding with this mixture and return to the oven to brown lightly. May be eaten with cream if one wishes. Half this recipe is enough for a small family.

### Lemon Pudding

One cup bread crumbs, not too fine, one pint of milk, two eggs, one-half cup sugar and grated rind of one lemon. Pour milk over crumbs. Beat yolks of eggs with sugar into which rind has been grated. Stir all together and bake half hour. When done cover with stiffly beaten whites and warm slightly. Sauce: Cream one-fourth cup butter with two-thirds cup sugar, add juice and grated rind of lemon and yolk of one egg. Beat well. Add stiffly beaten white of egg. Put dish in pan of boiling water and stir constantly for five minutes. Serve at once as it separates if it stands.

### Old-fashioned Raisin Dumplings

Put one and one-half cups of sugar, one cup of seeded raisins and four cups water on to cook for one hour, simmering slowly all the time. Mix four cups of flour, four level teaspoons of baking powder, a rounded teaspoon of butter and a pinch of salt. Rub in the butter, and mix with one and one-half cups milk. Roll out nearly one-half inch thick and cut in one and one-half inch squares. Drop these squares into boiling syrup, which if too thick must be diluted with a little



# The E. Smart Plumbing Co.

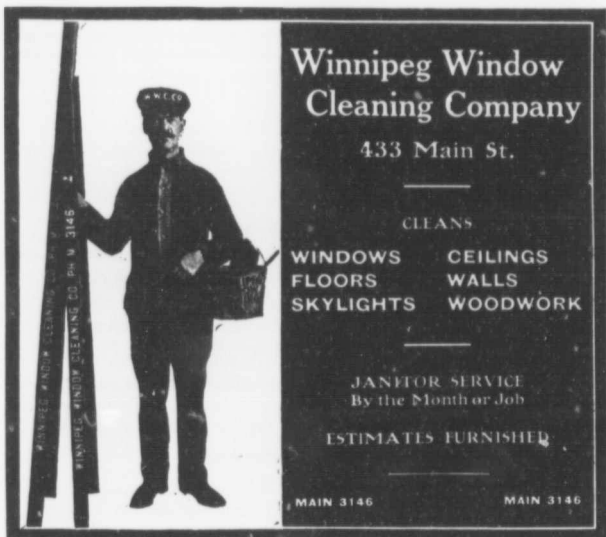
PLUMBING, STEAMFITTING AND HOT  
WATER REPAIRS

If you want a Plumber quickly, or any  
Steamfitting done well and promptly,

Phone Fort Rouge 1393

for immediate attention, or call at

301 Nassau St., Fort Rouge      Winnipeg



Winnipeg Window Cleaning Company  
433 Main St.

CLEANS

WINDOWS      CEILINGS  
FLOORS      WALLS  
SKYLIGHTS      WOODWORK

JANITOR SERVICE  
By the Month or Job

ESTIMATES FURNISHED

MAIN 3146      MAIN 3146

boiling water. Cover the saucepan and cook the dumplings without allowing the syrup to stop boiling for twenty minutes, then serve with the syrup.

#### Potato Pudding

Six large mashed potatoes, four eggs, one cup sweet milk, two cups well sifted flour, a little nutmeg, one teaspoon salt, one-half cup sugar, one-half cup butter. Bake in a hot oven one-half hour.

#### Old-fashioned Rice Pudding

Five cups boiling water, one teaspoon salt, one cup thoroughly washed rice, one quart rich milk, five tablespoons sugar, one tablespoon vanilla, butter size walnut, three-fourths cup currants or raisins, four eggs. Put rice and salt in boiling water and boil rapidly twenty minutes, stirring to keep from burning. Pour into baking dish and bake till water is absorbed, about fifteen minutes. Then add to this one quart rich milk, sugar, vanilla, butter and currants or raisins. Stir together carefully and add the eggs beaten, yolks and whites together. Bake until light brown, stirring once or twice at first.

#### Raisin Puffs

Two tablespoons sugar, one egg, one teacup flour, one-half cup milk, one teaspoon baking powder, two tablespoons melted butter, one-half cup seeded Empress raisins. Butter jelly glasses and steam thirty minutes.

#### Raspberry Pudding

One-third box gelatine dissolved in one cup cold water, one cup raspberries and one cup sugar. Boil and strain. Add one cup of hot water and juice of one lemon. When gelatine is dissolved mix all together and put on ice to harden. Serve with sugar and cream.

#### Rice Pudding

Two quarts milk, two-thirds cup rice, one cup sugar, butter size walnut, flavor to taste. Cook in moderate oven about two hours until it is the consistency of cream, stirring occasionally.

#### Shanty Pudding

One-half cup molasses, yolks of two eggs, one cup of flour, one-half teaspoon salt, one teaspoon cinnamon, one-fourth teaspoon cloves, one-half cup hot water, one teaspoon soda added last. Add chopped raisins or currants if liked and steam one hour. Use any nice sauce.

#### Suet Pudding

Four cups flour, one cup suet, one cup of sorghum molasses, one cup raisins, one teaspoon soda. Sauce for pudding: One cup of sugar, one-half cup of butter, one pint of boiling water, two tablespoons of cornstarch. Juice of one lemon.

#### Steamed Suet Pudding

Two and one-half cups flour, one teaspoon soda, one-half teaspoon salt, one-half teaspoon allspice, one-half teaspoon cinnamon, one cup suet or two-thirds cup



## A Lady's Crowning Charm is a Becoming Hat

Her gowns and Dresses must  
have individuality of style

Our Designs are Beautiful and Exclusive

—  
Make a point to visit us—We can please you  
—

## MISS ADA BLACKMORE

(Successor to Miss Fuller)

Suite 14, Stobart Block, 290 Portage Avenue, entrance  
next to Lyceum Theatre. Phone Main 5779

107 Osborne St., Fort Rouge. Phone Fort Rouge 1875

## THE CEREMONY IS OVER

and the happy couple are the centre of an admiring group of friends. The bride is charmingly attired in her beautiful wedding dress, and the bridegroom is pardonably proud on this great eventful day. Then the party give themselves up to a good time, and fun, merriment and good feeling run high. ¶ "How nice it would be if we could keep some record of this happy event," fondly murmurs the bride, looking shyly down on the plain band of gold on her finger. Then her eyes wander around to the phone, and another kind of ring enters her mind. "I'll do it, I'll ring them up" she says, and unhooking the receiver she calls "ST. JOHN 1026." In response the bell rings merrily at the studio of HOWLETT & RICHARDSON, corner of Euclid and Main, the famous specialists in Wedding Group Photography, and in very quick time one of their experts is in attendance on the wedding party, and the memorable occasion is faithfully portrayed for all time.

---

## Howlett & Richardson

PHOTOGRAPHERS. "THE EUCLID STUDIO"

Corner Euclid and Main St.

Phone St. John 1026

---

## THE REAL HOME-KEEPER

---

butter (chop suet fine), one cup raisins, one cup sour milk or water, one cup molasses. Sift dry things, add suet, molasses and milk. Beat well, add raisins, turn in greased mould. Steam three hours. Sauce: One cup brown sugar, two cups boiling water, two tablespoons butter, three tablespoons flour, one teaspoon flavoring. Mix sugar, flour and butter well. Add boiling water.

### Woodford Pudding

Three eggs, one teacup sugar, one teacup butter, one-half teacup flour, one teacup jam, one teaspoon soda dissolved in three teaspoons sour milk, spices to taste. Bake slowly. Serve with any preferred sauce.

## CAKES

### Apple Frosting

Pare three large, tart, white apples and grate into a deep dish (use lemon grater); add one cup granulated sugar and unbeaten whites of three eggs. Whip together until white and stiff. Use for filling and top of sponge layer cake. Also served as "trifle" on split lady fingers with a bit of jelly or candied fruit on top.

### Good Cheap Cake

One cup sugar, one-half cup butter, one cup sour milk, two cups flour, one cup chopped raisins, one-half cup currants, one-half cup citron chopped, one teaspoon soda, one teaspoon each of ground cloves, allspice and cinnamon.

### Angel Cake, Small Loaf

Five eggs, three-fourths cup granulated sugar, one-half cup flour, one-half teaspoon cream of tartar, one teaspoon vanilla. Beat whites of eggs very stiff. Sift sugar three times and stir into eggs. Put cream of tartar into flour and sift four times. Add flavoring, then flour. Bake in small Turk's head. Do not grease tin. Bake twenty minutes in moderate oven. When done turn upside down on three cups until cool.

### Filling for Angel Cake

One cup cream, two tablespoons cold water, one tablespoon gelatine, two tablespoons pulverized sugar, one-half pound English walnuts. Whip the cream stiff. Put the water over the gelatine and set on back of stove. Put the sugar in the cream, add one tablespoon hot water to the gelatine, strain and add to cream. Add vanilla. Chop nearly all the walnuts and add to one-half the cream, cut angel loaf across, and put in filling. Put rest of cream on top with whole nuts.

### Banana Cake

One cup sugar, one-third cup of butter, half cup of sweet milk, three eggs, one teaspoon of soda, two of cream of tartar, two cups of sifted flour, flavor to taste. Filling: Mash two bananas to a cream, stir into boiled frosting and put between layers. To be eaten same day as made.

# COAL AND WOOD

*You will need it*

*But*

*Don't Worry!*

Give us a trial order and then your mind will be at ease as far as the coal and wood question is concerned. We respectfully solicit your patronage, and when obtained will keep it by giving you good

AND

Quality



Service

## Brock & Muttlebury, Limited

210 GRAHAM AVE.

WINNIPEG

Office Phone:  
MAIN 5070

Yard Phone:  
FT. ROUGE 103

Deliveries made promptly to any part of the City

---

## THE REAL HOME-KEEPER

---

### Brown Cake

One and one-half cups sugar, one-half cup butter, one teaspoon soda, one-half cup sour milk, one teaspoon cinnamon, one teaspoon allspice, one teaspoon baking powder, one cup strawberries, two cups flour. Filling: One cup sugar, cooked until stiff, and white of one egg.

### Bread or Dough Cake

Three coffee cups of bread dough, two teacups of sugar, one teacup butter, two teacups of raisins, four eggs, nutmeg. After working all together with the hands, add one teaspoon of soda. Bake immediately.

### Blackberry Jam Cake

One cup sugar, two-thirds cup butter, one cup jam, three eggs, one-half cup sour milk, two cups flour, one teaspoon soda, one teaspoon baking powder, cinnamon, cloves, and allspice. Bake in layers.

### Brown Stone Front

Dissolve two squares (2 ounces) chocolate in five tablespoons of boiling water. Cream one-half cup butter. Add gradually one and one-half cups sugar, then yolks of four eggs, well beaten. Beat thoroughly; add chocolate. Add one-half cup cream, one and three-fourths cup flour, two rounded teaspoons baking powder, two scant teaspoons vanilla. Beat whites of four eggs stiff and stir in.

### Caramel Frosting

One cup sugar, one-half cup milk, heaping teaspoon flour. Cook all together. When nearly done add butter size of walnut.

### Cinnamon Cake

One egg, piece of butter size of egg, one cup sugar, one cup milk, little nutmeg, three teaspoons baking powder, three cups flour. Bake in shallow tins. Put butter, sugar and cinnamon on top.

### Chocolate Loaf Cake

One-half cake chocolate, one-half cup sugar, one-half cup sweet milk, yolk of one egg. Cook these ingredients together until quite thick, and when cool add three teaspoons vanilla. Then prepare the following: One cup sugar, one-half cup butter, one-half cup sweet milk, one egg and yolk of one more, two cups flour, one teaspoon soda. Stir the two mixtures together thoroughly, and bake in moderate oven.

### Chocolate Cake

Two cups sugar, three-fourths cup butter, three eggs, one cup sweet milk, three teaspoons baking powder, two teaspoons vanilla extract, three cups flour. Cream the butter and sugar; add the eggs, well beaten, with a pinch of salt. Gradually add the milk. Then add the flour and baking powder sifted together. Bake in



Put up in Cases of  
12 Half-Gallon Patent  
Stopper Bottles which  
are property of Dis-  
tributor. Shipped to  
any Address.

THOUSANDS OF SUFFERERS CURED  
BY DRINKING FREELY OF

## Robinson Spring Water

From the famous Robinson Springs at Pochontas, Miss.

THE WORLD'S GREATEST NATURAL CURATIVE  
WATER, HAVING NONE OF THE OBJECTIONABLE  
FEATURES OR CHARACTERISTICS COMMON WITH  
OTHER MEDICAL WATERS

IT IS PURE, CLEAR AS CRYSTAL, DELIGHTFULLY  
ACCEPTABLE TO TASTE, REFRESHING TO DRINK,  
AT THE SAME TIME CARRYING WONDERFUL  
GENERAL AND SPECIFIC MEDICAL POWER

DIURETIC (Not a Cathartic) ELIMINANT  
— CURES —

Stomach and Bladder Trouble, Kidney Trouble, Bright's  
Disease, Diabetes, Dropsy, Cystitis, Gout, Indigestion,  
Insomnia, Nervous Disorders, Calculi, Typhoid Fever and  
all Diseases arising from Uric Acid Poisoning.

GET THIS WATER—GET WELL—STAY WELL

If your dealer does not have it, phone Main 1152, or write  
R. J. MOLLAN - Sole Distributor for Canada  
46 Canada Life Bldg., Winnipeg

Prices—Full particulars—Testimonials cheerfully furnished

FOUR QUALITY DRUG STORES

## McCULLOUGH'S

**C** Complete assortment of Drugs, Chemicals and Patent Medicines.  
Prescriptions carefully dispensed by qualified Druggists. Prompt  
delivery. Full supply of Kodaks, Films, Chemicals and Papers.  
Neilson's, Williard's, Lowney's, and Clarke's Chocolates. Cigars,  
Cigarettes and Tobaccos. Clinical Thermometers, Hot Water  
Bottles, Fountain Syringes, Absorbent Cottons, Gauzes and  
Bandages. Perfumes, Talcums, Creams, Fancy Soaps and Sponges.  
— Stationery, School Supplies and Magazines. —

McCULLOUGH'S DRUG STORES

PRESCRIPTION DRUGGISTS

No. 1—Cor. Portage Ave. and Sherbrooke St.  
Telephone Sherbrooke 290

No. 2—Cor. Logan Ave. and Sherbrooke St.  
Telephone Garry 1642

No. 3—1458 Logan Ave.  
Telephone Garry 4081

No. 4—Cor. Broadway Ave. & Sherbrooke St.  
Telephone Sherbrooke 1274

## THE REAL HOME-KEEPER

---

oblong pans. Filling: Two squares bitter chocolate melted over boiling water, two heaping cups confectioner's sugar (sifted), and add sufficient cream to moisten the sugar so it can be stirred, then add the melted chocolate with two teaspoons vanilla extract. Spread immediately between layers and on top.

### Caramel Cake

Cream a half cup of butter and one cup sugar. Add one scant cup sweet milk, two cups flour sifted with two teaspoons baking powder. Beat thoroughly and fold in the whites of three eggs whipped stiff. Bake in layers. Filling: Two cups light brown sugar, two-thirds cup of milk, one tablespoon butter, one teaspoon vanilla extract. Boil fifteen minutes over quick fire, stirring constantly. Spread over cake rapidly.

### Cocoanut Cake

Two cups powdered sugar, one-half cup butter, three eggs, one cup milk, three cups flour, two teaspoons cream of tartar, one teaspoon soda, one cup cocoanut.

### Coffee Cake

One-fourth cup butter, one-half cup sugar, one-half cup molasses, two eggs well beaten, one-fourth cup coffee, two and one-half cups flour, one-half teaspoon salt, two and one-half level teaspoons baking powder, one-half teaspoon cinnamon, one-half teaspoon allspice, one-half teaspoon nutmeg grated, one-half pound raisins, stoned and cut in pieces. Cream the butter, add gradually the sugar, then molasses, eggs, fruit and coffee. Sift together thoroughly the flour, salt, baking powder, and spices, and add to mixture. Bake in a cakepan fifty minutes.

### Chocolate Frosting with Coffee

One-fourth cup of butter, one square of chocolate or four tablespoons of cocoa, two cups pulverized sugar, cold coffee, vanilla, one-half cup chopped walnuts. Melt butter and stir in it the chocolate; add the sugar and thin to right consistency with cold coffee. Flavor and add walnuts. Spread on loaf cake or between layers of cake.

### Cornstarch Cake

One cup sugar, one-half cup butter, one cup flour, one-half cup cornstarch, one-half cup milk, whites of three eggs, two teaspoons baking powder. Mix the cornstarch with a part of the milk and if considered necessary add a little more flour. This is a nice and easily made cake.

### Cream Almond Cake

One-half cup of butter, one cup of fine granulated sugar, one and three-fourths cup of flour, one-half cup milk, two level teaspoons baking powder, one-half teaspoon of almond flavor.






The —  
**Agnew  
Shoe Store**

639 Notre Dame Avenue

Cor.  
Sherbrooke  
Street

Winnipeg



Shoe Repairing  
a Specialty

TELEPHONE GARRY 2616



We have the Workmen and  
we have the Styles

---

---

For up-to-date and high-class  
**TAILORING**  
visit our workshops. We  
specialize in Ladies' and Gent's  
Suits. A trial will convince  
you. Call Sherbrooke 1245.

---

---



**BROOKLER & MICLOWSKY**  
230 SHERBROOKE STREET

### Drop Cakes

Yolks of three eggs, or two whole eggs, one cup of granulated sugar, one cup of dark molasses, one tablespoon of melted butter, three-fourths cup of sweet milk, heaping teaspoon of soda dissolved in the milk, one cup of raisins, or more if you like, nutmeg and cinnamon to taste, flour enough to thicken. Drop teaspoonful at a time and bake ten minutes. Frosting for drop cakes: Nine tablespoons powdered sugar to the white of one egg.

### Delicate Cake

One cup sugar, one-half cup butter, one-half cup milk, whites of four eggs beaten to a froth, one and one-half cups of flour, one teaspoon baking powder cream; flavor to suit.

### Devil's Food Cake

Two-thirds cup sugar, one-half cup chocolate, one-half cup sweet milk, yolk of one egg. Stir these together and boil until like thick cream, then set aside to cool. One cup sugar, two eggs well beaten, one-half cup milk, one-half cup butter, one heaping teaspoon soda dissolved in hot water. Beat well together; add the above and then stir in two and one-half cups of sifted flour and one cup of shredded cocoanut. Bake slowly. Use "fudge" frosting. Icing for Devil's Food Cake: Two cups sugar, one cup milk, one teaspoon butter. Boil these together until a drop in cold water does not dissolve (it need not turn hard). Then add one-fourth cake chocolate and let it melt. Pour out and stir on marble slab with wide paint knife, until it becomes creamy candy. If it gets too hard to spread on cake, thin it with rich cream. If any other flavor is desired instead of chocolate, it may be added instead, only after the candy has been stirred on the marble. This is enough frosting for a three-layer cake.

### Devil's Food

Custard part: Scant half cup cocoa, one-half cup sweet milk, one cup brown sugar, yolk of an egg. Stir all together in a granite saucepan. Cook slowly and set away to cool. Cake part: One cup brown sugar, one-half cup butter, two cups flour, one-half cup sweet milk, two eggs. Cream butter and sugar and yolks of eggs; add milk, sifted flour and whites of eggs beaten stiff. Beat all together, and then stir in custard; hastily add teaspoon soda dissolved in warm water. Bake in layers and put together with icing.

### Dark Cake

Two cups granulated sugar, one-half cup butter, yolks of two eggs; beat well together; add one-half cup sour milk, one teaspoon soda. Beat the whites of the eggs stiff, add two cups of flour, flavor with one teaspoon of vanilla. Dissolve one-third of a cake of chocolate in one-half cup boiling water, adding this last. Frost with boiled icing. Icing: One cup granulated sugar, moistened with four tablespoons of hot water; boil until it threads from the spoon. Pour the hot syrup over the whites of two well beaten eggs. Flavor with vanilla. Beat well.

p of  
milk,  
you  
nful  
ions

**The Sherbrooke  
Grocery**

HIGH-CLASS  
PROVISION  
MERCHANTS

eggs  
'der

**FAMILY GROCERIES**  
Foreign and Domestic Fruits

olk  
'io  
ter,  
the  
led  
ke:  
ntil  
ne-  
de  
se,  
ay  
is

Cor. Sherbrooke and Preston  
PHONE S. 610-611

Winnipeg, Man.

PHONE S. 3060

A. S. NISBET, Prop.

REPAIR WORK GIVEN PROMPT ATTENTION

vn  
ad  
ps  
of  
r,  
r.

**G. L. McCAW**

Tinsmith

Contractor

ll  
of  
e  
-  
r  
;

*For Everything in the Tinsmith Line call up*

**G. L. McCAW**

Phone Garry 2426

56 PRINCESS STREET

#### Dried Apple Cake

One cup dried apples, one-half cup brown sugar, one-half cup molasses or syrup, one cup sour milk, one-half cup butter, one egg, two teaspoons soda, one teaspoon each of nutmeg, cloves and cinnamon, two cups flour. Soak apples over night, chop fine and cook in syrup two hours.

#### Economical Cake

One-half cup butter, one cup sugar, two eggs, two-thirds cup milk, two cups flour, four level teaspoons baking powder. Cream butter and sugar, add yolks of eggs, then the milk, then the flour in which the baking powder has been sifted, and last, the whites of the eggs beaten to a stiff froth. Bake in layers. Filling: One cup sugar, one-third cup of water, one-half teaspoon of vinegar and flavoring. Cook sugar, water and vinegar until it threads, then pour over the beaten white of one egg and beat the whole until it is cold.

#### Farmer's Cake

One cup sugar, one cup buttermilk, two cups flour, one-half cup raisins, nutmeg, large tablespoon butter, one tablespoon molasses, one teaspoon cinnamon, one teaspoon saleratus, one-half teaspoon cloves. Beat sugar and butter together. Measure flour before sifting. Cut the raisins and mix with the flour and salt. Bake in a shallow pan.

#### Fig Cake

Two cups sugar, three-fourths cup butter, one cup milk, three cups flour, two teaspoons baking powder, whites of five eggs. Filling: One pound of figs chopped, three-fourths cup of sugar, one cup of water. Boil until soft.

#### White Fruit Cake

Twelve eggs, the whites; two cups of powdered sugar, one cup of butter, one cup of sweet cream, five cups of flour sifted, three teaspoons baking powder, two pounds of almonds chopped, one pound citron cut fine, one teaspoon of lemon extract, one slice of sugared orange peel sliced. Bake carefully until it is thoroughly done in a moderate oven.

#### Eggless Fruit Cake

One cup sugar, one-half cup butter, one cup sour milk, one teaspoon cinnamon, one teaspoon cloves, one teaspoon nutmeg, one teaspoon soda, two cups flour (measured before sifting), one cup seeded raisins. You may add different kinds of fruit if you wish, as you would in any kind of fruit cake. Add all the dry stuffs to flour and sift; have butter soft and cream with sugar; sprinkle your raisins with flour and add last.

#### Fruit Cake

One cup butter, two cups sugar, one cup milk, three cups flour, two teaspoons baking powder, whites of eight eggs. Mix well, adding one teaspoon vanilla and a little grated lemon rind. Mix two pounds seeded raisins, one pound currants,

# STOP PAYING RENT

We will sell you a lot and build  
you a nice Bungalow on Easy Terms.

Get a home of your Own  
and let your rent pay for it.

## Heinitz Investment Co. Ltd.

J. HEINITZ, President

1404 MAIN STREET

Phone St. John 825

## To Users of Electricity

WHY LOOK FARTHER?

We have Everything Electrical

### ELECTRICAL REPAIRS

Made in a hurry but not skimped. We use only the best materials in the hands of experts. It doesn't pay to experiment. Send your repairs to us.

Mazda and all kinds of Tungsten Lamps

## The Lombard Electrical Co.

Phone Main 3328

WINNIPEG

178½ Lombard St.

---

## THE REAL HOME-KEEPER

---

one-half pound dates, one pound sliced figs, one pound sliced almonds, one-fourth pound sliced citron, one-fourth pound candied orange peel, one-fourth pound candied lemon peel. Over the fruit part sift one cup of flour. Bake in a large shallow, square dripper or cake pan for three hours, and bake slowly.

### Ginger Cake

One-half cup shortening, one-half cup sugar, one cup molasses, one cup boiling water, two and one-half cups flour, one teaspoon soda, one teaspoon spice, one teaspoon ginger, two eggs. Cream shortening and sugar. Add beaten egg, molasses, boiling water, then the sifted ingredients. Stir quickly, beat until smooth, and bake in a moderately hot oven.

### Soft Ginger Bread

One-half cup sugar, one-half cup butter, one cup molasses, one teaspoon each of ginger, cinnamon and cloves, two teaspoons soda dissolved in one cup boiling water, two and one-half cups flour. Add two eggs well beaten the last thing before baking. Bake slowly. This may be used for all economical fruit cake by adding fruit as desired.

### German Coffee Cake

Three cups of milk, one cup sugar, one cake compressed yeast, two eggs, two and one-half heaping tablespoons of lard and butter, one scant tablespoon salt, enough flour to make dough as stiff as bread. Put flour in bread bowl, make a hole in centre, put in salt, sugar and crumbs in yeast. Warm the milk, butter and lard. Mix with other ingredients, stir in beaten eggs; mix well, knead same as bread. Let rise over night. When light put in shallow tins; let rise—when light spread butter over top and sprinkle with sugar and cinnamon or moisten top with milk or beaten egg and make a mixture of butter, sugar, cinnamon and flour, mix and sprinkle the top. Bake to a light brown.

### Hasty Cake

One cup sugar, two eggs, two tablespoons melted butter, two-thirds cup milk, one and one-half cups flour, two heaping teaspoons baking powder, vanilla. Put all in mixing pan and stir thoroughly. Bake either in layers or loaf.

### Hickory Nut Cake

One and one-half cups sugar, one-half cup of butter, three-fourths cup of milk, two cups of flour, whites of four eggs, two teaspoons baking powder, one teaspoon extract of orange. Bake in layers. Filling: Whites of three eggs, three tablespoons sugar, one cup chopped nut meats, one teaspoon extract of orange.

### Huckleberry Cake

One cup butter, two cups sugar, three cups flour, five eggs, one cup sweet milk, one teaspoon soda dissolved in hot water, one teaspoon nutmeg, one teaspoon cinnamon, one pint ripe fresh blueberries, thickly dredged with flour.

# THE CENTRAL BAKERY

ESTABLISHED 1880

---

---

## Delicious !

- ☞ That is the comment made on our WEDDING CAKES and BIRTHDAY CAKES
- ☞ They are rich, yet delicate ; fresh, palatable and delicious in every sense
- ☞ We Cater to Receptions, Teas, Dances, Birthday and Card Parties

HAVE YOU TRIED OUR

## Famous Tupney Pies

**HOT EVERY SATURDAY**

? They are rich and tempting and put a new edge on the appetite no matter what dainties have gone before

---

---

# D. M. BRADEN

333 WILLIAM AVE. - Telephone Garry 3684

#### Jennie Lind Cake

Two and one-half cups of sugar, four cups flour, one cup milk, one cup butter, four eggs, four teaspoons baking powder. Bake in three layers, two plain; after taking out plain, leaving less than a third, add one cup raisins, one of currants, one-half cup citron, two tablespoons molasses, spices to taste. Spread with jelly or lemon filling, putting fruit layers between. Add about one-half cup flour to fruit part if too thin.

#### Jam Cake

One cup sugar, one-half cup butter, three eggs, one cup of strawberry jam, one-half cup of sour cream, small teaspoon of soda, two cups of flour sifted.

#### Layer Cake

One cup sugar, one tablespoon butter, three-fourths cup sweet milk, one and three-fourths cup flour, one and one-half teaspoon baking powder. Add three eggs. Bake in three layers. Flavor with vanilla.

#### Lemon Filling Cake

One and one-half cups sugar, one-half cup butter, three eggs, one whole; whites of two, three cups flour, one teaspoon baking powder. Filling: Yolks of two eggs, juice of one lemon, one cup sugar (use a small cup).

#### Lemon Layer Cake

One and one-half cups sugar, one-half cup butter, one cup milk, three eggs, two and one-half cups flour, two teaspoons baking powder, flavor to taste. Filling: One-half cup sugar, one tablespoon butter, one egg, juice and rind of one lemon. Beat all together, and boil until thick. Cool before using.

#### Mary Cake

One-half cup butter, two-thirds cup sugar, one-half cup molasses, one-half cup sour milk, one teaspoon soda, yolks of two eggs, one-fourth teaspoon nutmeg, one-fourth teaspoon cinnamon, one-half teaspoon vanilla, two cups flour.

#### The Mary F. Palmer Ice Cream Cake

One cup sweet milk, one cup butter, two cups sugar, one cup cornstarch, one and one-half cups flour, whites of eight eggs. Beat sugar and butter together; add milk in which cornstarch has been dissolved; then the flour and well beaten eggs. Bake in thin layers. Filling or Frosting: On four cups white sugar pour one-half pint of boiling water, then let boil until it ropes from spoon; pour this over the well beaten whites of four eggs, then add one teaspoon tartaric acid and two teaspoons lemon extract. The generous use of this filling will add much to the delicious quality of the cake.

#### Marshmallow Cake

One and one-half cups powdered sugar, one-half cup butter, one-half cup milk, one and one-half cups flour (scant), one-half cup cornstarch, one teaspoon baking



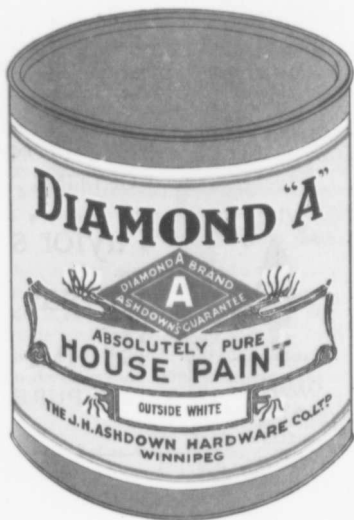


# ASHDOWN'S



## 4

INTERIOR FINISHES we earnestly recommend you seeing us before purchasing elsewhere. We maintain a staff of experts to advise the Home user just what and how to apply the various paints.



## 4

WALLS we advise

DIAMOND "A" FLAT  
WALL FINISH

## 4

FLOORS, either

DIAMOND "A"  
FLOOR PAINT  
or  
DIAMOND "A"  
VARNISH  
and  
VARNISH  
STAIN

## 4

all classes of finishes our DIAMOND "A" Brand is acknowledged the best.

WATCH  
THE  
WINDOWS

# ASHDOWN'S


WATCH  
THE  
WINDOWS



# Use Horse Radish

WITH ALL MEATS  
EITHER HOT OR COLD

It helps digestion  
and tones the  
system, besides  
putting the keen  
edge to the ap-  
petite that makes  
one relish his food



INSIST UPON  
GETTING

Taylor's  
Poplar  
Brand

IT IS PURE

MANUFACTURED BY

## W. A. TAYLOR

WINNIPEG

::

::

MANITOBA

---

## THE REAL HOME-KEEPER

---

powder, whites of six eggs. Filling: One cup sugar, five tablespoons water. Boil until it drops from the spoon. Remove from the fire. Stir in one-half pound marshmallows. Stir until thick like boiled icing. Little vanilla and pinch of salt. Bake in large square tins. Make icing after cake is baked.

### Marshmallow Icing

One cup white sugar, one-third cup water, one teaspoon vinegar, whites of two eggs, one-fourth pound marshmallows. Boil together sugar, water and vinegar until it threads—about five or six minutes. Stir hot syrup into beaten whites of eggs, then add marshmallows. Put on back of stove or very slow fire, and stir until marshmallows are dissolved.

### Chocolate Marshmallow Cake

Stir one and one-half cups of flour with one heaping teaspoon of baking powder. Stir four ounces of butter with one-half pound of sugar to a light cream. Add the yolks of three eggs and one-half teaspoon vanilla. Beat the whites of two eggs to a stiff froth and add them alternately with the flour and one gill of milk to the creamed butter. Mix well and bake in two jelly tins. Filling: Boil one-eighth of a pound of chocolate in a quarter cup of water, with one-half cup of sugar until it forms a thread between the fingers; take one-half pound of marshmallow candies, dissolve with a tablespoon of boiling water, and add chocolate. When cool put half between layers and the remaining filling on top and sprinkle with chopped nuts.

### Nut Cake

Beat one-half cup of butter to a cream, add one and one-half cups of powdered sugar, beat until measure three-fourths cup of water, add one teaspoon of baking powder to two cups of flour. Sift twice. Beat whites of four eggs to a stiff froth, add water and flour alternately to butter and sugar; beat until smooth, then add one-half of whites, fold in carefully, add one cup of walnuts, chopped, then add the remainder of whites. Carry out directions carefully.

### 1-2-3-4 Cake

One cup butter, two cups sugar, three cups flour, one cup milk, four eggs added last, three teaspoons of baking powder, flavoring.

### One-Egg Cake

Butter size of square chocolate, one cup sugar, three-fourths cup milk, one egg, two cups flour, two teaspoons baking powder. Cream butter, add to it the sugar, milk, and beaten yolk of egg. Then the flour, into which has been sifted the baking powder, and lastly, the white of the egg beaten stiff. Bake in a loaf or two layers.

### Pearl Cake

One cup of sugar creamed with two tablespoons of butter. Add one-half cup of sweet milk and two teaspoons baking powder, sifted with one and one-half cups of flour, and the stiffly beaten whites of three eggs.

---

Never be without Dr. Watson's Invalid Port—See page 48

#### Poor Man's Cake

Two cups brown sugar, ten tablespoons of melted lard, one and one-half cups of sour milk, one cup raisins, one cup currants, one teaspoon soda, one teaspoon cinnamon, one-half teaspoon cloves, one nutmeg, a pinch of salt, sufficient flour to stiffen.

#### Puff Cake

Two cups sugar, one cup milk, two-thirds cup butter, three cups flour (scant), three teaspoons baking powder, whites of six eggs. Flavor with lemon or rose. Stir sugar and butter to a cream. Add milk and flour, then the whites of eggs.

#### Raspberry Jam Cake

Three-fourths cup of butter, one cup sugar, three eggs, one cup jam, three tablespoons sour cream, one teaspoon soda, one and one-half cups flour, one-half teaspoon each of cloves and cinnamon. Bake in layers. Filling: One cup sugar, one-half cup water, white of one egg beaten, one cup chopped raisins. Boil until thick. Put between layers.

#### Ribbon Cake

One cup butter, one cup milk, two cups sugar, three and one-half cups flour, two teaspoons baking powder, four eggs, yolks and whites separately. Divide the dough into three parts, and bake two parts as plain cake. Add to the remaining dough one-half cup raisins, chopped and stoned, one cup currants, two teaspoons molasses, one-fourth pound of citron sliced, the fruit all floured, one teaspoon cinnamon; bake. Put the fruit cake between the two plain, with jelly between and frost.

#### Roll Jelly Cake

Three eggs, yolks and whites beaten separately, one cup sugar, one scant cup flour in which a teaspoon of baking powder and a pinch of salt have been sifted, one-fourth cup boiling water. Sift the flour three times, also sugar, adding the water last. Bake in a large roasting pan in a quick oven. Spread with jelly and roll while hot.

#### Sairy Loaf Cake

Four eggs beaten separately, one and one-fourth cups granulated sugar, three-fourths cup butter, one-half cup sweet milk, two and one-half cups flour, one teaspoon cream of tartar, one-half teaspoon soda, and flavor to taste. (1) Cream butter and sugar thoroughly. (2) Beat yolks to a very stiff froth and stir in. (3) Add milk. (4) Sift flour once, then measure. Add soda and sift three times. Stir in and beat very hard. (5) Whip whites to a foam. Add cream of tartar and whip until stiff. Fold in lightly. Put in a slow oven and it will bake in thirty or forty minutes.

#### Silver Cake

Whites of six eggs, one cup sweet milk, two cups sugar, four cups sifted flour, two-thirds cup of butter, two teaspoons of baking powder. Stir in sugar and butter to a cream, add milk and flavoring, part of the flour, the beaten whites of eggs, then rest of flour. Bake carefully in tins lined with buttered paper.

ST. JOHN'S CHEMICAL CO.

Manufacturers of  
CAPITAL BRAND  
PRODUCTS  
ETC.  
|||

1071 MAIN ST.

WINNIPEG

Ask  
Your  
Dealer

For Capital  
Brand  
Products

**OIL OF CEDAR FURNITURE POLISH**

Makes old furniture like new. Cleans  
and Polishes

**CAPITAL CLEANER**

For removing Oil, Paint and Grease  
stains from Clothing or Carpets. Will  
not injure the fabric or leave a stain.

**FLOORITE**

A sanitary floor oil that dries quickly  
and leaves a hard bright wax finish.  
Will not stain or discolor the floors.

**VERMIN EXTERMINATOR**

A certain destroyer of all kinds of  
vermin.

MADE IN WINNIPEG AND SOLD AT POPULAR PRICES

**Wm. A. McBean**

*Carpenter Work and Jobbing of  
All kinds. Store and Office  
Fittings. Plans Furnished*

*Phone Garry 2451 95 Gertie St.*

**Scripture Cake**

Jeremiah 7-18

Judges 5-25 . . . . .	One cup butter
1st Kings, 4-22 . . . . .	Three and one-half cups flour
Jeremiah 6-20 . . . . .	Two cups sugar
1st Samuel 30-12 . . . . .	Two cups raisins
Genesis 24-17 . . . . .	One cup water
Isaiah 10-14 . . . . .	Six eggs
Exodus 16-31 . . . . .	One tablespoonful honey
Leviticus 2-13 . . . . .	Pinch salt
1st Kings, 10-10 . . . . .	Spices to taste
Proverbs 23-14 . . . . .	Solomon's advice for making good boys, and your cake will be good

**Sweet Strawberry Cake**

Three eggs, one cup sugar, two of flour, one tablespoon of butter, a teaspoon heaped of baking powder. Beat the butter and sugar together and add the eggs, well beaten. Stir in the flour and baking powder, well sifted together. Bake in three layers. With three pints of strawberries mix a cup of sugar and mash them a little. Spread the fruit between the layers of cake. The top layer of strawberries may be covered with a meringue made with the white of an egg and a teaspoon of powdered sugar. Save out the largest berries and arrange them on the top in the frosting. Makes a very fancy dish and a most delicious cake.

**Spice Cake**

One and one-half cups sugar, one-half cup butter, one cup sour cream, one teaspoon soda, two eggs, pinch of salt, one cup chopped raisins, one heaping teaspoon cinnamon, one teaspoon cloves, about two and one-fourth cups flour. Bake in two loaves. Frosting: One cup of sugar into five tablespoons of water. Boil until it strings, then pour slowly into the beaten white of one egg. Beat until the right consistency to spread.

**Spice Layer Cake**

One cup sugar, one-half cup butter, two eggs, one-half cup molasses, one cup sour milk, one scant teaspoon soda, one teaspoon cloves, one teaspoon cinnamon, small pinch of salt. Put together with filling of boiled icing and chopped raisins. To make: Cream butter and sugar thoroughly, beat eggs well, add to the butter and sugar and beat all together. Stir in the molasses, add sour milk into which soda has been stirred until foamy. Mix in with the flour, cinnamon, cloves and salt, and then add to other ingredients.

**Spice Cake**

One cup butter, two cups sugar, one cup milk, four eggs, three and one-half cups flour, two teaspoons baking powder, one teaspoon each of cloves, allspice, cinnamon and nutmeg. Cream butter and sugar, add the eggs and milk; sift together the flour, baking powder and spices and add to the mixture. This cake may be baked in layers or loaf and with any filling.

# MR. HUSBAND!

Do you want to make  
the right start in life?

OF COURSE YOU DO!

Then purchase without delay a Model Twentieth Century Complete Protection Policy in The Western Empire Life Assurance Company.

Why do we recommend it to you?

1. It is the latest and best form of Insurance.
2. It will pay your family in the event of your death the face value of the Policy, and will also RETURN ALL THE PREMIUMS YOU HAVE PAID.
3. It is paid for by an annual deposit which is returned to you at the end of twenty years. These deposits are protected against actions for debt or other loss. They are the only absolutely safe part of your estate.
4. Without extra cost it protects you against TOTAL DISABILITY. If totally disabled, your payments will cease, and the face value of the Policy will be paid to you in Twenty Annual Instalments.
5. It has the highest LOAN Values.
6. It is the most liberal Policy issued, is unrestricted as to travel, residence and occupation.

Can you afford to be without it? Can your wife afford to let you be without it?

Can you afford to take a Policy less valuable than this?

DROP A LINE TO—

The Western Empire Life Assurance  
Company 701-709 SOMERSET BLOCK

And learn more about it. Ask for one of  
our Calendars and a Vest Pocket Diary.

## THE REAL HOME-KEEPER

---

### Chicago Sponge Cake

Two eggs beaten separately, one cup sugar, one cup flour, one-fourth teaspoon salt, one level teaspoon baking powder, three-eighths cup hot water, one-half teaspoon extract of vanilla. Beat the yolks of the eggs until thick, add gradually the sugar, vanilla and beat. Add water, whites of eggs beaten to a stiff froth, and the flour, baking powder and salt sifted together thoroughly. Bake in buttered cakepan forty-five minutes.

### Sponge Cake

Beat together the yolks of four eggs and one cup of sugar. Add the well beaten whites of four eggs, two-thirds cup of potato flour (Swedish preparation), one teaspoon of baking powder, and one teaspoon vanilla. Bake about twenty minutes.

### Stir Cake

One cup sugar, one cup sweet milk, one and one-half cups flour, salt, one table-spoon butter, one teaspoon baking powder, one egg or whites of two, flavoring. Put all together and stir five minutes.

### Sunshine Cake

Whites and yolks of six eggs, one cup granulated sugar, three-fourths cup flour, one-half teaspoon cream tartar, pinch salt added to whites of eggs before whipping, and flavoring to taste. Sift flour three times, measure and set aside flour and sugar. Separate the eggs, putting the whites in mixing bowl and the yolks in small bowl; beat yolks to very stiff froth. Whip whites to foam, add cream of tartar, and whip until very stiff; add sugar to whites and beat in, then yolks and beat in, then mix flavoring in and lastly fold the flour lightly through. Bake an hour in a slow oven.

### Tildon Cake

One cup butter, two cups of pulverized sugar, one cup of milk, three cups flour, one cup cornstarch, four eggs, two teaspoons baking powder, two teaspoons lemon extract.

### Tutti-Frutti Filling for Layer Cake

Two tablespoons minute gelatine, two cups granulated sugar, eight tablespoons water, one teaspoon vanilla, candied fruits and nuts. Cover the gelatine with cold water and set over hot water to melt. Boil the sugar with the water until thick and white. Toward the end of the beating, stir in various kinds of crystallized fruits cut in bits; also nuts.

### White Fruit Cake

One cup sugar, one-half cup butter, whites of four eggs, one cup milk, one cup raisins, one-half cup citron, two cups flour, two teaspoons baking powder. Stir sugar and butter together. Beat whites of eggs until light and add to sugar and butter, then add raisins and citron, cut in small pieces, and rolled in flour. After adding the milk, stir in flour, which has been well sifted with baking powder. Bake in a moderate oven. Cover with icing as follows: Two tablespoons cream and pulverized sugar mixed in to make a stiff frosting. Flavor with lemon.



ESTABLISHED  
1862



ESTABLISHED  
1882

**DON'T**

about the *purity of*

**WORRY**

**NATURAL  
I C E**

To the list of summer "don'ts" promulgated during hot weather as aids in keeping cool and in good physical condition, might as well be added one more: "Don't worry about the possibility of contagion from the use of natural ice." Scientific research has absolutely removed ice from the category of food stuffs which communicate disease.

The Massachusetts State Board of Health has stated, after exhaustive study, that "there has never been found anywhere a case of typhoid fever the origin of which was traceable to ice" and the New York Commissioner of Health, Dr. E. H. Porter, said after his thorough tests that "natural ice from its very nature and method of production cannot be a bearer of disease," and more recently that "there is nothing sold on the public markets of today less liable to convey disease than natural ice."

These conclusions are in accord with the findings of the Michigan Health Department, the Boston Health Department and other similar bodies and among other scientists, of Dr. W. T. Sedgwick, Professor of Biology of the Massachusetts Institute of Technology, and Dr. W. H. Park of New York, both with world-wide reputations as bacteriologists.

**Watch Out for the RED Ice Wagon**

Or Phone Ft. Rouge 981

Office and Works  
156 BELL AVENUE  
Up Town Office  
Ground Floor, Lindsay Building

ASK FOR  
HOUSEHOLD DELIVERY

#### White Layer Cake

One and one-half cups sugar, one-half cup butter, one cup sweet milk, two cups flour, measured before sifted, two teaspoons baking powder sifted in flour, whites three eggs, flavor to suit. Make three quite thick layers.

#### White Cake, with Lemon Icing

One and one-half cups sugar, one-half cup butter, two-thirds cup milk, two cups flour, two teaspoons baking powder, whites of four eggs. Cream butter and sugar. Add milk, then flour after sifting into the baking powder. Lastly, eggs beaten to a stiff froth. Flavor with vanilla. Bake in layers. Icing: Beat white of one egg. Add the juice and grated rind of one lemon and then add confectioner's sugar until thick enough to spread.

#### White Fruit Cake

Three-fourths cup butter, two cups sugar, one cup raisins, one cup milk, one cup nuts, three cups flour, two teaspoons baking powder, a few chopped candied cherries, whites of four eggs; fruit well floured before adding.

#### Cookies

Two and one-half cups flour, one cup butter, two cups of sugar, four tablespoons milk, two eggs, two teaspoons baking powder.

#### Doughnuts

Commence by twelve o'clock (noon). One pint sweet milk and a tea-cup of lard warmed in the milk. One cup of home-made yeast or two tablespoons of brewers' yeast and make a sponge. When light (by tea time) add four eggs, two and one-half cups of sugar, a little salt, and a tablespoon of cinnamon. In the morning roll and let them rise again, and fry slowly, expecting to finish them about noon.

#### Ginger Snaps

One cup molasses, one cup brown sugar, one cup nearly full of lard, one tablespoon soda, two tablespoons vinegar, ginger to taste. Put all together, mix as pie dough, not any stiffer. Work a little, roll very thin and bake in a very hot oven.

#### FANCY DESSERTS

##### Fruit Blanc Mange

One pint canned fruit, one cup water, one-half cup sugar, three tablespoons cornstarch. Heat the water, sugar and fruit, with juice, together, until it reaches boiling point. Stir in cornstarch dissolved in water. Add to hot fruit and heat till cornstarch is thoroughly cooked. Pour into mould and serve with cream. Sour red cherries particularly good.

two  
four,  
  
two  
and  
eggs  
white  
ner's  
  
one  
died  
  
ons  
  
ard  
ers'  
ne-  
ing  
on.  
  
de-  
as  
not  
  
ns  
es  
at  
a.

THE OLD RELIABLE

FOR

# Pictures

Picture-Framing and Photo Enlarging



MIRRORS MADE  
TO ORDER

PHONE ORDERS CALLED  
FOR AND DELIVERED

Furniture Repairing, Upholstering and  
Re-Polishing a Specialty. Pianos Polished  
and Repaired. All Work Guaranteed.

W. E. SCOTT

Phone St. John 1035

919 MAIN ST.

*Every Owner of a Building  
should know the advantages*

Of A  
Stationary



ZIMMER  
VACUUM  
MACHINE

It can be installed in old or new buildings and will pay for itself in two years in the saving on your rugs and decorations in your HOME or BUILDING.

It is the only machine on the market that combines the two essentials to thorough cleaning—large air volume and high vacuum when necessary.

There are more Zimmer machines installed than all other makes combined, and the average repairs have never reached five cents a machine per year.

---

---

EFFICIENT, DURABLE  
LIGHT & ECONOMICAL

The Cadillac Electric Vacuum Cleaner is all these and more, as it fills a long-felt want, suits the purse strings and saves HEALTH and LABOR.

If you desire a vacuum cleaner in your home and do not wish to go to the expense of a stationary plant, the Cadillac is the one you want.

We will be pleased to give you a demonstration of either of these machines at our salesroom or at your home at any time, placing you under no obligation whatever.



The Zimmer Vacuum Machine Co. Ltd.

Phone Sherbrooke 4267

489 PORTAGE AVENUE

## THE REAL HOME-KEEPER

---

### Glorified Rice

Three tablespoons of rice, two tablespoons of gelatine, one quart sweet milk, one pint cream, salt and sugar to taste. Cook rice in milk until soft. Then run through a colander, after which re-heat and add gelatine which has been soaked in cold water. Add sugar and salt, after which set away to cool. When cold add cream which has been whipped very stiff. Pour in a mould to congeal. Serve with fruit syrup around it.

### Lemon Tapioca

One cup tapioca, one cup sugar, two cups hot water, juice of three lemons, apples, salt. Soak tapioca over night. Pare and quarter three or four Bellflower apples, and place in baking dish. Pour over the soaked tapioca and water and bake one hour. Put in lemon, sugar and tiny bit of salt, beating until smooth, after which bake fifteen minutes. Serve hot or cold with cream.

### Pineapple Tapioca

Soak three-fourths cup of tapioca in one pint water over night. In the morning add one pint more water and cook until clear. Remove from fire and add one cup of sugar and juice of one lemon. Beat the whites of two eggs stiff and when the tapioca is cool, stir in the whites through it. Cut into small pieces the contents of a can of pineapple and over it pour the tapioca. Cream for Tapioca: Heat one pint of milk to near boiling, then add the yolks of two eggs, a dessert spoon of cornstarch, one-fourth cup sugar and a pinch of salt. Flavor with vanilla. Cook until thick as cream and serve with the tapioca.

### Prune Souffle

One pound prunes, one cup pulverized sugar, whites of six eggs. Steam prunes until very tender; press through colander. Add sugar. Fold in whites of eggs. Bake in ungreased mould in moderate oven. Serve at once with whipped cream.

### Prune Whip

Boil three cups of prunes. When tender remove the stones. Chop very fine. Add one-half cup sugar and whites of four eggs, well beaten. Stir and bake twenty minutes. Serve with whipped cream.

### Rhubarb Custard

One bunch rhubarb, three eggs, one pint milk, one-half grated lemon, sugar and salt to taste. Boil and mash rhubarb. Add eggs, milk, lemon, sugar and salt. Make rich pie crust and bake same as custard.

### Stuffed Plums

Take large greengage plums, remove stones and fill with chopped English walnuts and apples. Serve with whipped cream.

### Snow Pudding

One-fourth box gelatine, one-fourth cup cold water, one cup boiling water, one cup sugar, one-fourth cup lemon juice, whites of three eggs. Soak gelatine in cold

## THE REAL HOME-KEEPER

---

water. Dissolve in boiling water, add sugar and lemon juice, strain and set aside in a cool place, occasionally stirring the mixture, and when partly thickened beat with an egg beater until frothy. Add white of egg beaten stiff, and continue beating until stiff enough to hold its shape. Mould, or pile in a glass dish.

### Strawberries with Sea Foam Cream

One-half cup powdered sugar, one cup cream, two heaping tablespoons gelatine, one-fourth cup of cold milk, four tablespoons of powdered sugar. One quart fine firm berries, washed carefully, hulled and sprinkled with a half-cup of powdered sugar. For the cream, whip a cup of cream to a froth, mix in lightly four tablespoons of powdered sugar and set upon the ice. Soak two heaping tablespoons of gelatine in one-fourth of a cup of cold milk for ten minutes, then place over the tea kettle until thoroughly dissolved. Cool slightly and whip with a wire spoon for seven minutes; add slowly to the whipped cream, beating steadily. Flavor with one-half teaspoon vanilla, and set upon ice for two hours. When ready to serve, heap the berries in a glass dish and pile the cream upon them in spoonfuls. This is a very nice dish with any kind of fruit. Use a little salt in the gelatine.

### Spanish Cream

One pint milk, one-half box gelatine (heated together). Three egg yolks beaten, five teaspoons sugar, add to above. Cook until it thickens, then stir in whites of three eggs beaten to stiff froth, and flavor with vanilla. Pour in mould, and when cold serve with sugar and cream.

### Sunday Dessert

Two oranges pared and cut into small pieces (place in a dish and sprinkle with sugar), one pint milk, boil and add yolks of two eggs, one tablespoon of cornstarch moistened. Stir constantly and when cooked pour over the oranges. Beat the whites of the eggs, add two tablespoons of sugar and spread over the custard. Brown lightly and serve cold.

### Tapioca Cream Custard

Soak three heaping tablespoons of tapioca in a teacup of water over night. Place over the fire a quart of milk; let it come to a boil, then stir in the tapioca, a good pinch of salt; stir until it thickens; then add a cup of sugar and the beaten yolks of three eggs. Stir it quickly and pour it into a dish and stir gently into the mixture the whites beaten stiff, the flavoring, and set on ice.

### Cream of Shortcakes

One pint flour, two teaspoons baking powder, one teaspoon salt, two rounded tablespoons of butter, two rounded tablespoons granulated sugar, one cup cream. Sift all the dry ingredients together, then work in the butter by hand and then add the cream and beat with a spoon. Bake in an oblong pan for twenty minutes. Split with hot knife, spread with butter and add two quarts of well sweetened and chopped strawberries and serve.

---

BLACKWOODS' Pickles are the BEST



The Most Complete and Up-to-Date  
Store in Canada

**SHIPMAN ELECTRICAL COMPANY LIMITED**

290-2-4 GRAHAM AVE. WINNIPEG MAN Phone M4916

# Funeral Directors and Embalmers

OURS IS A SACRED BUSINESS



Phone  
Garry 1392

Phone  
Garry 1392

☐ You need us in time of trouble. When you have not the heart to think of details, leave it to us. You will be satisfied with our management.

---

## J. B. McNAMEE

Res. Phone Main 7101



## THE REAL HOME-KEEPER

---

### Strawberry Shortcake

One quart flour, one tablespoon baking powder, butter the size of a large egg, a pinch of salt. Mix flour, baking powder, and salt. Melt butter, mix with milk, stir in flour and roll soft with as few touches as possible. Divide in half. Roll each and bake in separate pans in a hot oven to a light brown. Spread each with butter and spread with berries that have been crushed with sugar and have stood two or three hours.

### Lemon Jelly

Soak a package of gelatine in one pint of cold water thirty minutes; then add two pints of hot water, one and one-half cups of sugar (or sweetened to taste), two teaspoons lemon extract and stir until sugar is dissolved. Set on ice to harden and let it remain on ice until ready to serve.

### Orange Jelly

Soak a package of gelatine in one pint of cold water thirty minutes; add two pints of hot water, one and one-half cups of sugar, flavor with orange extract, and stir until sugar is dissolved. Set on ice until wanted to serve. In a similar manner, other jellies may be made, using extract of raspberry, pineapple, strawberry, etc. In serving these jellies cut across and across, breaking it up into crystals and piling lightly in glass dishes. Eat plain or with cream and sugar; delicious with whipped cream.

### Pineapple Jelly with Fresh Fruit

Take a pint or more of fresh grated pineapple, add hot water to make up a quart, add one and one-half cups of sugar and boil ten or fifteen minutes. Meanwhile soak a package of gelatine in a pint of cold water thirty minutes or more; then add the quart of hot mixed fruit and juice and stir it gently until the gelatine is dissolved. Set on ice to harden and until wanted to serve.

### Jellies with Ripe, Fresh Fruit

Pare and quarter or slice half a dozen or more ripe peaches, or other soft fruit, sprinkle with sugar and set on one side. Soak a package of gelatine in one pint of cold water thirty minutes; add one and one-half pints of hot water to dissolve it, then add one and one-half cups of sugar, and lastly the fruit. Set on ice to harden and until ready to serve. Whole raspberries and strawberries are very nice this way.

### Snow Pudding

Soak a package of gelatine in one pint of cold water thirty minutes; add one and one-half pints hot water to dissolve; one and one-half cups of sugar and two teaspoons of lemon or other flavoring extracts. Stir until sugar is dissolved; pour into a very shallow dish and set on ice until it slightly jells or thickens; beat to a stiff froth the whites of three eggs and a pinch of salt, beat in the gelatine until light and frothy and set back on ice until ready to serve. Sauce: Beat the yolks of the eggs with a cup of sugar and two teaspoons of cornstarch. Scald one quart milk, and turn it into the yolks, heat until it thickens, stirring all the time. Add vanilla and a pinch of salt and let it cool.

---

## THE REAL HOME-KEEPER

---

### ICE CREAM

#### Angel Parfait

Boil together one-half cup sugar and one-half cup water until a soft ball can be formed. Whip whites of three eggs until foamy, but not stiff; pour syrup in a fine stream over them, beating until cold. Add one tablespoon vanilla. Fold in one pint thick cream beaten stiff. Turn into a quart mould and pack in salt and ice for four hours. Serve in high glasses and decorate with candied cherries.

#### Biscuit Glace

One quart cream, yolks of six eggs, one cup sugar. Put half the cream in a double boiler, heat the sugar and yolks together until very light, then stir into boiling cream and stir until it begins to thicken. When cool, add vanilla and the pint of cream which has been whipped stiff. Put in moulds, and pack in ice and salt for four hours. Put strips of cloth dipped in paraffin around covers of cans to keep out salt.

#### Caramel Ice Cream

One quart whipped cream, one cup sugar, one cup milk, two eggs, pinch salt, flavoring. Put milk in double boiler. When hot, add eggs. Stir until custard is formed. When cold add cream and freeze. For caramel cream brown the sugar and add to the milk just before adding eggs.

#### Chocolate Frappe

Put a quart of rich milk in a double boiler, stir into it gradually three-fourths cup grated chocolate and sweeten to taste. Boil five minutes, stirring all the while; then pour into an earthen vessel and add a tablespoon of vanilla and set on ice. Have chopped ice in the bottom of the glasses; then fill the glasses within a quarter of an inch of the brim. Put sweetened whipped cream on top. If desired the whipped cream can be dotted in the middle with fruit jelly. Serve with wafers.

#### Hot Chocolate Sauce (For Ice Cream)

One cup of cream, one cup grated chocolate, one cup granulated sugar, one cup brown sugar. Boil together for twenty minutes, stirring well; and just before removing from fire add one-half teaspoon vanilla.

#### Cranberry Punch

Stew one quart of berries until soft. Pass through a sieve; add to pulp, juice of three oranges, one tablespoon liquid from Maraschino cherries and sugar to sweeten. Cook twenty minutes, cool and freeze. Garnish each cup with a teaspoon of whipped cream, candied cherries and a mint leaf. Set sherbet cups on plates and serve with lady fingers.

#### Frozen Pudding

Two-thirds quart milk, two tablespoons flour, two tablespoons gelatine, two eggs, one pint cream, two cups granulated sugar, one-half pound apricots or cherries, vanilla to taste. Soak gelatine in warm water two hours. Put milk in double

# The Hargrave Ladies' Tailoring

M. GOLDBERG, Prop.

408 NOTRE DAME AVE.

---

UTMOST  
QUALITY  
and  
MODERATE  
PRICES

---



---

Leader  
in  
LADIES'  
FASHIONS

---

Any Design  
Copied

---

---

Perfect Satisfaction and Reasonable Prices  
Always Win Out in Expert Tailoring.  
Our Policy built on these Two Strong  
Features has Won Us Many Friends.

---

LET US MAKE UP YOUR NEXT SUIT

A Trial will Convince

Phone Main 1875

408 NOTRE DAME AVE.

---

## THE REAL HOME-KEEPER

---

boiler and scald. Stir eggs, flour and one cup of sugar together and add to milk. Cook twenty minutes. After it is cold add gelatine, cup of sugar, cream and vanilla. Freeze.

### Ice Cream

One quart cream, one pint milk, two eggs, two cups sugar, one-half cup flour. Sift flour and sugar; beat eggs and milk and cook in double boiler. Strain, and add vanilla to taste. Freeze.

### Ice Cream

Two cups milk, one tablespoon flour, one egg, one cup sugar, one-fourth teaspoon salt, one tablespoon flavoring, from one pint to one quart of cream. Put the milk in a double boiler. Mix sugar, flour and salt. Add the egg, which need not be beaten, and mix all together. Pour the hot milk in gradually, stirring all the time. Return to double boiler and cook fifteen minutes. Stir until it thickens and during the cooking. Turn out to cool. When cool add flavoring and cream. Turn into the freezer, pack and freeze, using three measures of ice to one of salt. When frozen remove the dasher and let stand two or three hours before serving.

### Lemon Sherbet

Three lemons, two cups sugar, one cup water, one pint milk, one pint cream. Mix juice of lemon, sugar and water. Let stand one-half hour, stirring occasionally until sugar is dissolved. Prepare freezer. Turn in milk and cream. Chill. Add syrup, stirring lightly. Freeze at once.

### Lemon Ice

Four cups water, two cups sugar, three-fourths cup lemon juice. Make a syrup of the sugar and water. Add lemon juice. Freeze.

### Milk Sherbet

One quart milk, two cups sugar, juice of three lemons and a little grated rind, or two oranges and two lemons, or pineapple grated may be used. Freeze milk and one-half sugar. Add fruit juice in which the remaining sugar has been dissolved.

### Milk Sherbet

One and one-half quarts of milk, one cup of cream, one pint of sugar. Partly freeze. Add juice of three lemons and two oranges, whites of two eggs, beaten stiff. Turn freezer slowly until frozen.

### Maple Mousse

One cup maple syrup, yolks of four eggs well beaten and stirred into the syrup. Cook the mixture over a slow fire about three minutes. When cold, add one quart of whipped cream. Pack with twice as much salt as ice and let it stand three or four hours.

---

MARR'S Potato, Cabbage and Fruit Salads please the taste—See page 1

lk.  
la.  
  
r.  
id  
  
m  
lk  
e  
s.  
g  
n  
n

# THE CITY CREAMERY COMPANY LIMITED

---

---

For Pure Pasteurized Milk and Cream which is absolutely safe, give us a trial—it's sure to please. If you are not now a customer Phone St. John 2700 and have one ——— of our 30 wagons call. ———

Use City Creamery Butter;  
Only obtainable from your grocer.  
Try it now. It has no equal.



---

---

234 PRITCHARD AVENUE  
WINNIPEG, MANITOBA

## THE REAL HOME-KEEPER

---

### Peach Ice Cream

One quart peaches, one pint milk, two cups sugar, one pint cream. Put sugar in peaches and dissolve before sifting. Mix and rub through a potato ricer after sugar is dissolved. Add milk and cream. Freeze.

### Peach Ice Cream

One quart ice cream, one and one-half cups sugar, one quart peaches. Pare and cut fine the ripe peaches; mash quickly with a wooden masher, then add one-half cup sugar. Keep covered until sugar is dissolved. Mix this with the partly frozen cream, made with one quart of cream and one cup of sugar.

## BEVERAGES

### Plain Chocolate

Two squares chocolate, four tablespoons sugar, three cups scalded milk, one cup boiling water, salt. Melt two squares chocolate, add sugar, salt and boiling water; boil two minutes, add scalded milk, and beat with Dover egg beater to prevent scum from forming. Serve very hot.

### Breakfast Cocoa

Two tablespoons breakfast cocoa, two tablespoons sugar, two cups boiling water, one-eighth teaspoon salt. Mix two tablespoons breakfast cocoa, two tablespoons sugar, one-eighth teaspoon salt; add two cups boiling water gradually; when smooth boil five minutes until frothy.

### Tea

Freshly boiled water, one teaspoon tea for each cup. Scald an agate-ware teapot; put as many teaspoons tea as cups required. Cover immediately. Serve.

### Russian Tea

Prepare tea, serving a thin slice of lemon and sugar with each cup.

### Boiled Coffee

One cup freshly ground coffee, one whole egg, or one egg white, one cup cold water, six cups boiling water. Mix coffee, egg and one-half cup cold water, add boiling water, boil hard five minutes. Set on back of range, add other half cup of cold water, let stand five minutes, and serve with hot milk, cream and sugar.

## FRUIT BEVERAGES

### Fruit Punch

Sufficient to serve twenty-five persons: Four cups sugar, eight cups water, two quarts Apollinaris, one pineapple shredded, one cup fruit juice, one box strawberries hulled and cut in pieces, four bananas cut in slices, juice of six oranges,

## THE REAL HOME-KEEPER

---

juice of three lemons. Boil sugar and water five minutes; add fruit, ice, Apollinaris and water to make the punch right strength. One cup Maraschino cherries may be added.

### Mint Julep No. 1

One bunch mint, two cups ice water, juice six lemons, two cups sugar, four cups water. Chop mint; add ice water; let stand over night. Boil sugar and water; chill; add lemon juice and mint water. Serve with crushed ice; garnish with mint leaves.

### Mint Julep No. 2

Put three sprigs mint with one-half teaspoon orange bitters in a glass; add one sherry glass Vermouth and one-half cup whiskey; shake well; add one cup crushed ice, stir to crush the mint. Add two slices oranges, two or three strawberries, and a few sprigs of mint. Add more ice and serve when the outside of the glass is frosted.

## CANDIES

### Boston Cream Candy

One and one-half pounds granulated sugar, one-half pint light syrup, three-fourths pint milk and cream mixed in equal parts. Stir all together and boil until it hardens so that you can roll in a ball when dropped in cold water. Remove from fire and stir in one-half pound shelled walnuts. Keep beating until stiff. Press in a buttered pan with your hands (buttered). When cold cut with very sharp knife.

### Cream Candy

Two cups of granulated sugar, six tablespoons of water, fifteen or sixteen whole cloves. Boil until it hardens in water. Skim out the cloves and pull when cool.

### Fig Creams

Two cups granulated sugar, one cup cold water. Let this mixture boil until a drop will form a soft ball when dropped into a cup of cold water. Do not stir this, but wipe the sugar crystals from the edge of the pan. When this has boiled sufficiently, pour on a marble slab or a cold platter not buttered. Let stand two or three minutes, then beat until stiff. Knead it as you would bread dough. Flavor with vanilla, then roll it out. Spread figs over this, then roll up like jelly roll and cut off in slices.

### Fudge

Three cups granulated sugar, one cup milk, one ounce chocolate. Boil until it can be rolled in a soft ball in the fingers when tried in cold water. Pour into a dish, cool a little and beat it with a fork. If desired add a cup of chopped nuts when partly beaten.

### Maple Fudge

Put together two cups of light brown sugar, half a cup of sweet milk, a piece of butter the size of a hickory nut, cook without stirring till it will form a soft

---

BLACKWOODS' Baking Powder is the BEST

## THE REAL HOME-KEEPER

---

ball in cold water, then beat till it begins to grain and pour on a buttered tin. Half a cup of chopped nut meats is a good addition.

### Marshmallow Fudge

Two cups granulated sugar, one cup sweet milk, tiny pinch of salt, butter size large walnut, one square chocolate. Boil and stir until a little dropped in water will form a soft lump. Take off fire and immediately add as many marshmallows as can be conveniently stirred in at one time. Beat until thick enough to harden when poured on buttered plate.

### Candied Orange Peel

Peel four large oranges, slice very thin and cover with cold water for two hours. Drain well, and in one cup of sugar and four tablespoons of water cook peel. Drain and roll into granulated sugar, separating each piece. Lay on brown paper to dry.

### Opera Creams

Two cups sugar, two-thirds cup of cream or milk, two saltspoons cream of tartar. Then add liquid and stir until the sugar is dissolved. Cook without stirring until it forms a soft ball when dropped in cold water. Place in cold water until the bottom of the pan is cool, then beat until creamy. Put in pans and cut into cubes.

### Panache

Two cups sugar, one cup rich milk, butter the size of a walnut. Boil until candy forms a soft drop in cold water. Just before done, put in a tiny pinch of soda and flavor with vanilla. Stir most of the time while boiling. Pour on a marble slab and stir with a spoon until it creams. Knead and roll out. Press in one-half pound walnuts with rolling pin and cut into squares.

### Pralines

Boil one pound dark brown sugar with barely enough water to cover, until it forms hair-like thread when dropped from spoon. Add one pound shelled nuts. Mix evenly and drop on oiled paper or marble slab, and form into cakes the size of saucer.

### What-Is-It Candy

Three cups of light brown sugar, one cup New Orleans molasses, butter half the size of an egg, one-half cup of water, warm, one cup of black walnut kernels. Take deep saucepan, mix sugar, molasses and water. Cook slowly and add butter when about half done. Try in cold water, when it threads take off and pour in buttered bowl. Pour in the nuts and beat until nearly cold, then mould in loaf and serve in slices.

## SANDWICHES

### Boston Sandwiches

Into a pint of cold baked beans work a half cup of fried and finely minced bacon. When you have a smooth mixture spread it between buttered slices of Boston brown bread. Serve hot or cold as you prefer.



To Keep the Skin Soft  
and White



It does not matter how rough, red and irritated the skin is, you can make the skin beautiful and as soft and fine as the down on a luscious peach, by applying

Connell's Verona Almond Lily Cream

A delightfully fragrant, soothing and healing application. You can rely on the quality and efficacy of all the VERONA TOILET PREPARATIONS

CONNELL & CO. THE DRUGGISTS

Cor. Bannatyne Ave. and Main - Winnipeg

NOTICE—"VERONA GLYCERINE SOAP" makes bathing in hard alkaline water a pleasure.

Crescent Electric Co.

Electrical Contractors

ERNEST T. BUBBS - MANAGER

*"Do It Electrically"*

Jobbing Promptly Attended To—Estimates Given Free

805 CORYDON AVENUE

Residence Phone: Fort Rouge 1143

Business Phone: Fort Rouge 1504

## THE REAL HOME-KEEPER

---

### **Brown Bread Sandwiches**

Brown bread to be used for sandwiches is best steamed in one-pound baking powder boxes. Spread and cut bread as for other sandwiches. Put sliced chopped peanuts between, seasoned with salt; or grated cheese mixed with chopped English walnuts and seasoned with salt.

### **Chicken Salad Sandwiches**

Between two thin, oblong slices of bread, buttered, place a layer of chicken salad on a lettuce leaf. In making chicken salad for sandwiches, chop the chicken and celery much finer than for ordinary purposes.

### **Cheese and Walnut Sandwiches**

One-half pound cheese, one-fourth pound English walnut meats, one-fourth teaspoon salt and a dash of red pepper; run through a perfection cutter; mix with a little mayonnaise dressing until soft enough to spread; put between thinly sliced bread, cut about one and one-half inches wide; serve with salad for a luncheon.

### **Cheese and English Walnut Sandwiches**

One-half cup butter, one-fourth pound American cheese, one-fourth pound English walnuts, few grains cayenne. Cream butter, add cayenne and salt, and the cheese grated; then mix in the walnut meats sliced very thin. Spread on thin slices of buttered bread, Boston brown or Graham.

### **Club House Sandwiches**

Toast thin slices of brown or white bread, butter lightly and lay over thin slices of crisply browned bacon, lay on another slice of toast, then thin slices of chicken well seasoned, another slice of buttered toast, and then a thin layer of cucumber pickles sliced crosswise. On top of this put another slice of buttered toast, and you have a sandwich fit for a king.

### **Date and Nut Sandwiches**

Remove the stones and scales from the dates and break them up with a fork. Chop pecans fine and use twice as many dates as nuts. Mix together and moisten with creamed butter. Add a dash of salt and spread between thin slices of bread.

### **Egg Sandwiches**

Chop fine the whites of hard boiled eggs. Mash yolks with silver fork. Mix yolks and whites, season with salt and pepper, and moisten with mayonnaise or cream salad dressing.

### **Fig Filling**

One-half pound finely chopped figs, one-third cup of sugar, half a cup of boiling water and two tablespoons of lemon juice. Mix these ingredients and cook in a double boiler until thick enough to spread.

### **Ham and Chicken Sandwiches**

One-third part finely chopped ham, two-thirds chopped chicken, cream cheese, chopped olive and cucumber pickles. Mix all thoroughly and then moisten with onion juice and a goodly supply of highly seasoned mayonnaise.

---

It will pay you to visit MARR'S STAR HOME BAKERY AND DELICATESSEN—See page 1

# Pictures and Picture Framing

"A room without pictures  
is like a house without windows."--Ruskin

MAKE YOUR HOME ATTRACTIVE  
WITH CHOICE PICTURES

Importers and Dealers  
in Oil Paintings, Water  
Colors and Old Prints.

**Cranston Art Co.**

Complete Assortment  
of Reproductions of  
World's Masterpieces

187 Lombard Street

Phone 4369 Main

# BAUSLAUGH & TAYLOR

"THE PHOTOGRAPHERS IN YOUR TOWN"

We make the Best in Photographs  
Don't wait for a bright day, come now  
The finest artificial light system in  
Western Canada

PHONE MAIN 3482

275 PORTAGE AVE.

OVER OLYMPIA CAFE

## THE REAL HOME-KEEPER

### Harlequin Sandwiches

First a very thin slice of Boston brown bread, then one of white, then brown, then white, then brown, put together with creamed butter, and cut the shape of a banquet cracker.

### Lettuce Sandwiches

Spread thin slices of bread from which the crusts have been trimmed with creamed butter or mayonnaise, to which have been added finely chopped olives or nuts. Put a lettuce leaf on this mixture and then another slice of bread similarly spread.

### Nut Sandwiches

Thin slices of entire white bread cut circular and buttered. The filling should be made of chopped, roasted and salted peanuts, mixed with sufficient mayonnaise to spread easily.

### Olive Sandwiches

Thin slices of bread, evenly buttered. Between each two slices place a layer of Neufchatel cheese mixed to a paste with equal quantities of cream and salad dressing and covered thickly with chopped olives.

### Russian Sandwiches

Rub to paste one and one-half rolls Neufchatel cheese; to this add one-half cup chopped pecans, twelve olives chopped fine, salt and cayenne to taste. Mix with mayonnaise. Use thin slices white or brown bread.

### Salmon Sandwiches

Two thin slices of bread, cut triangular and buttered. Between them put canned salmon, dressed with lemon juice and salt and pepper to taste, on a lettuce leaf.

### Sandwich Filling

To six hard boiled eggs chopped fine add one-half cup salad dressing, one-half cup chopped nuts. Put a leaf of lettuce on slice of bread, cover over with filling, adding a little lemon juice to each sandwich.

### Salad Dressing for Sandwiches

One cup vinegar, one half-cup sugar, one egg, two tablespoons cornstarch, one teaspoon mustard. Mix cornstarch, mustard, sugar and egg together. Before vinegar comes to boil add other ingredients. Add little pinch of salt and butter size of an egg.

### Tongue Sandwiches

Finely chopped tongue, little lemon juice, a few capers and little chopped parsley, white or Graham bread.

### Sandwich Filling

Mince watercress and equal quantities of finely chopped cold veal; add sufficient mayonnaise dressing to make the mixture spread easily.

---

Laundry Information—See page 15

## THE REAL HOME-KEEPER

---

### PICKLES AND PRESERVES

#### Bordeaux Sauce

One quart green tomatoes sliced thin. Let stand in water over night. Measure after soaked. Two quarts cabbage sliced thin, five small onions sliced, one red pepper chopped fine, two-thirds tablespoon of tumeric, one-half teaspoon allspice, three-fourths teaspoon white celery seed, one-half teaspoon celery seed, one cup sugar, two even tablespoons of salt, one scant quart of vinegar. Boil till vegetables are tender.

#### Pickled Beets

Cook two dozen beets until tender, in salted water. Cut them in small pieces. Then to one cup of boiling water, add one and one-half cups strong vinegar, six tablespoons sugar, and a dash of red pepper, scald all together and put in cans when very hot. Seal immediately.

#### Catsup

One peck tomatoes to which add four red peppers sliced, four bay leaves, four onions chopped fine, two tablespoons of whole mustard, two tablespoons of whole cloves, two tablespoons of whole allspice, a little unground ginger pounded, a few slices of horseradish, a few pieces of whole mace. Tie the mustard, cloves, and allspice in a cloth. Bring this to the boiling point and simmer gently for three-fourths hour; press through a sieve. Return the pulp to the fire and cook quickly, so as not to destroy the color, until very thick. Add a pint of vinegar, four level tablespoons of salt, one level teaspoon of white pepper, one tablespoon of ground mustard, one scant cup of sugar. Cook fifteen minutes longer, take from fire and bottle while hot.

#### Catsup

One gallon of tomatoes after they have been rubbed through a sieve, four tablespoons each of salt, cinnamon, allspice, black pepper, crushed mustard seed, six lady finger peppers (green), two tablespoons each of sugar and ground mustard. Boil in a porcelain kettle until there is one-half gallon, add a quart of cider vinegar and let boil. Bottle and seal. It will keep for years.

#### Chili Sauce

Twenty-seven ripe tomatoes, nine green peppers, three onions, six cups vinegar, two heaping tablespoons brown sugar, same of salt, three teaspoons each of ground spices. Boil one hour.

#### Chili Sauce

Four dozen medium sized ripe tomatoes, eight medium sized onions, six peppers with the seeds removed. Slice tomatoes and chop onions and peppers fine. Boil this mixture for one hour. Then add five teaspoons each of ground cloves, allspice, and cinnamon, six tablespoons salt, three pints of sugar and three pints of vinegar. Boil for another hour and it is ready for bottling.

## THE REAL HOME-KEEPER

---

### Chili Sauce

Twelve large ripe tomatoes or one quart canned ones, four ripe or three green peppers, two onions, two tablespoons salt, two of sugar, one tablespoon cinnamon, three cups vinegar. Chop fine. Boil one and one-half hours. Seal.

### Corn Relish

One dozen ears corn, one large stalk celery, one and one-half red peppers, three-fourths cup sugar, one tablespoon salt, one tablespoon mustard. Cut corn from cob, chop celery and pepper together, then mix well with corn. Add sugar, salt and mustard dissolved in a little vinegar, then add enough vinegar to cover all well, and boil twenty minutes. Seal in fruit jars.

### Cold Slaw

One medium sized head cabbage, six stalks celery, three eggs, three teaspoons sugar, mustard vinegar, butter size of egg. Chop cabbage and celery very fine. Then beat up one egg, one teaspoon sugar, a little mustard. Put in a cup and fill up with vinegar. Do this with the other two eggs. Put piece butter size of egg in saucepan, melt, pour over it the vinegar and eggs. Stir till it begins to thicken, pour over cabbage, and mix thoroughly.

### Sliced Cucumber Pickles

Six dozen large green cucumbers, six red peppers chopped fine, six sticks horseradish chopped fine, two quarts white onions, one-fourth pound ground mustard, one-fourth pound white mustard seed, one pound brown (C) sugar, one gallon cider vinegar, celery seed to suit taste. Pare and slice onions and cucumbers, let stand over night in salt separately. Next morning wash and drain, mix and scald well. Put in airtight jars. Very fine.

### Sliced Cucumbers for Winter

Slice cucumbers, sprinkle well with salt and let stand over night to thoroughly wilt. If too salt freshen with cold water. Drain perfectly and add good cider vinegar enough to cover well. Cover bottle to exclude all light.

### Currant Jelly Without Cooking

Pick from the stem and wash, being careful that no water is left on them. Press out the juice and strain it. To every pint allow one pound fine white sugar. Stir well together until the sugar is dissolved, pour in cans, seal, and set them in the hot sun for two or three days. Some prefer the jelly glasses to the Mason jars.

### Cucumber Pickles

Wash cucumbers and place in cans, with small pieces of horseradish mixed thoroughly. To two quarts of pickles add one tablespoon coarse salt, one tablespoon of ground mustard, and cold vinegar enough to cover. Seal, and in few days they are ready for use.

### Currant Conserve

Five pounds currants, five pounds sugar, five oranges, three pounds seedless raisins. Peel and cut oranges in small pieces. Cook until consistency of marmalade.

---

Your Salad will be better if you use some TAYLOR'S POPLAR BRAND HORSE RADISH—See page 120



# Good Cheer Furnace

With the  
Circle  
Waterpan

¶ When using your furnace in the winter, are you troubled with a dry throat in the morning? Do you have any difficulty in growing plants? Does your skin feel dry and parched?

These complaints, commonly attributed to gas from the furnace, are due entirely to a lack of moisture or humidity in the atmosphere. The only furnace to successfully overcome these troubles is the GOOD CHEER, with the Circle Waterpan which supplies from five to ten times as much moisture as any other furnace, giving a mild summer temperature in the home during the coldest and severest weather.

We will supply you free with plans and estimates for the healthful heating of your new home or for the remodelling of your present heating plant.

---

WE ARE SOLE AGENTS FOR WINNIPEG FOR THE GOOD  
CHEER FURNACE WITH THE CIRCLE WATERPAN

---

## JOHN DUNFIELD & SON

Warm Air Heating, Ventilating, Roofing  
Cornice, Skylights, Ceiling, Siding, etc.

PHONE GARRY 2808

642 BURNELL ST.

#### Chow Chow Pickles

One large cauliflower, one quart small cucumbers cut lengthwise, one quart very small cucumbers used whole, one quart button onions, one quart small green tomatoes cut twice, few small peppers left whole or cut once. Scald the cauliflower and onions in milk and the rest in salt and water. Drain. Paste: Two quarts vinegar, one-half cup brown sugar, one cup flour, six tablespoons mustard, enough tumeric to give a golden color. Cook in double boiler until it thickens. When cold pour over prepared pickles. Seal.

#### Chow Chow

One-half peck green tomatoes, one dozen green peppers, one dozen red peppers, one dozen cucumbers, fifteen large onions. Cut all very fine and mix well. Cover with salt and let stand over night. Next morning drain well. Then add one ounce cinnamon ground, one ounce celery seed, one-fourth pound white mustard seed. Put on and cook slowly for one-half hour in vinegar to cover. Next day drain off this vinegar and pour on more boiling vinegar, to which add three pounds brown sugar, after adding one pint of grated horseradish to the chopped ingredients.

#### Chow Chow

Three heads of cabbage, one peck ripe tomatoes, one-half peck green tomatoes, one and one-half dozen onions, one-half dozen green and red peppers. Salt and let stand over night. Drain. Add one pound brown sugar, one teacup grated horseradish, one tablespoon ground mustard, one tablespoon ground mustard seed, one ounce celery seed, one ounce tumeric. Cover with vinegar and cook together.

#### Chopped Pickles

Two dozen green tomatoes, two dozen green cucumbers, one head cabbage, six bunches celery, six red peppers, one dozen onions, three pounds light brown sugar, one-half cup white mustard seed, three tablespoons ground cinnamon, one tablespoon cloves, one tablespoon pepper, one-half tablespoon mace. Chop the tomatoes, cucumbers, cabbage and celery separately. Then mix thoroughly, adding a cup of salt. Let stand two hours. Drain. Boil one quart of vinegar and one quart of water and add half of the mixture to this and boil ten minutes. Drain. Put in the other half and boil a few minutes longer.

#### Mixed Pickles

Fifty small cucumbers or fifteen large ones cut in small pieces, two quarts green tomatoes, two quarts small silver onions, three green mango peppers cut, three heads cauliflower cut. Prepare each separately. Put in salt water over night. Boil cauliflower in clear water until tender, also tomatoes and onions. Drain from water. Scald each in half vinegar and half water. Drain from that. Take one gallon good cider vinegar, one pound brown sugar; let come to a boil. Then add one-half pound French mustard, one cup flour, three cents' worth tumeric powder mixed in cold vinegar. Add to boiling vinegar, then add vegetables. Stir till it comes to a boil, then add mixed spices.



# Rankin, Hill & O'Brien Ltd.

High-Class Practical Furriers, Ladies'  
Tailors, Habit and Court Dressmakers

CLERICAL AND MILITARY GARMENTS

We Specialize in Fur Remodelling  
Exclusive Styles shown in all branches

Fur Trimmings 25c. per yard and up

205 Enderton Building (Cor. Hargrave and Portage)

PHONE MAIN 4164

# W. J. SUTHERLAND

Crescentwood Grocery  
Is the Grocery of Fort Rouge

— ITS FEATURES ARE —

## Quality—Service—Right Prices

It stands for SATISFACTION for the buyer

WE ARE STOCKED WITH EVERYTHING CHOICE  
AT REASONABLE PRICES

Phone F. R. 1809  
F. R. 1810  
F. R. 1811

Address:  
Corner of STAFFORD and GROSVENOR  
FORT ROUGE

### Cucumber Mangoes

Select very large green cucumbers. Cut off an inch length from the stem end and remove the seeds. Fasten each piece with a tooth pick to the cucumber to which it belongs. Cover with a brine made in the proportion of one cup of salt to two quarts water. The next morning drain, rinse thoroughly in clear water, stuff with the filling and sew on top. Put in a stone jar and cover with boiling vinegar, using one-third cup brown sugar to each quart vinegar. Drain off the vinegar for three mornings, re-heat and pour over the cucumbers. Seal in jars the last day and keep cool.

### Filling for Mangoes

Chop fine six green tomatoes, one small head cabbage, one stalk celery, three cucumbers and a sweet bell pepper with the seeds removed. Add half a cup salt and drain after two hours. Then add a teaspoon each celery seed and curry powder, two tablespoons mustard seed and one-half cup sugar. Mix thoroughly. This recipe is reliable and very choice, and will repay one the trouble of making.

### Sour Cucumber Pickles

One gallon vinegar, one-half cup salt, one-half cup ground mustard. Pour over as many small cucumbers as the vinegar will cover. Can be eaten in a few days.

### Spiced Grapes

Remove the pulp from six pounds of grapes. Put in kettle and boil till soft. Put through sieve to remove seeds. Put pulp and skins together, add three pounds sugar, one pint vinegar, two tablespoons cinnamon, one level tablespoon cloves and boil about two hours, or to consistency preferred.

### Grape Marmalade

Squeeze the pulp from the skins. Heat the pulp until it can be run through a coarse sieve to remove the seeds. Add to the pulp the skins. To a pound of pulp add three-fourths pound of sugar. Cook until smooth.

### Ginger Pears

Four pounds pears sliced very thin, two lemons sliced thin, four pounds sugar, one-half can imported ginger root. Boil slowly two hours.

### Jim Jam Preserves

One quart currant juice (two boxes), one quart red raspberry juice (five boxes), one pound raisins, stoned; juice of two oranges and rind cut fine, five pounds granulated sugar. Boil three-fourths hour. Put in jelly glasses.

### Grape Jelly With Raisins and Nuts

The juice from one basket of grapes made into jelly. A bowl of sugar to same of juice. When jelly is ready to put in glasses just before removing from fire, add one pound of raisins (cooked), and one pound of English walnuts chopped.

HOMES  
FOR SALE

Phone ST. JOHN 969

J. W. HARRIS

REAL ESTATE  
*Rentals and Insurance*


336 NAIRN AVE.

ELMWOOD

HOUSES  
TO LET

OUR SIGN on property is The Sign  
of good buying LOOK FOR IT

FOR WINDOWS AND DOORS  
NO RUBBER—NO FELT



THE  
"PEACE"

IMPROVED METAL

Weather  
Strips

Excludes Draughts, Dust, Smoke, Etc.  
Renders Window Sash Noiseless and  
Easy Running. Saves 20% in Fuel.

H. J. DENNIS

408 ASHDOWN BLOCK, WINNIPEG

PHONE ST. JOHN 1029

# A FEW REASONS

## WHY IT PAYS TO ADVERTISE IN "THE REAL HOME-KEEPER"

- We are presenting "The Real Home-Keeper," with the compliments of the advertisers, to 4000 new homes in this city.
- Allowing only \$400.00 for each couple for purchases during the year and you have over a million and a half dollars in the aggregate.
- The books are put out in so attractive a shape that they will be greatly prized not only by the bride but by the husband as well.
- It is one of their first presents, and that it is appreciated is borne out by the fact that we have received hundreds of letters from the recipients of the Vancouver copy. This book will be referred to from day to day, thus making the advertisement a permanent one.
- The list of names and addresses are very valuable not only as a check on the circulation, but as a follow up system or mailing list.

## Are You Getting Your Share of this New Business?

An advertisement in "The Real Home-Keeper" will introduce you at once to these new homes

I want to thank you for the very valuable present received in "The Real Home-Keeper." I find it invaluable not only as a guide to cooking and household duties, but more especially as a business directory advising me who are responsible stores to deal with. This is very important when one is starting housekeeping. Again thanking you, I am,

Dunedin Apts., Vancouver

Yours very truly

MRS. H. T. TEETZEL

I beg to acknowledge receipt of your valuable book, "The Real Home-Keeper." I find it of great assistance, not only in its recipes but in its directory as to the best places for shopping. I sincerely appreciate your kindness in placing this help at my disposal.

Very truly yours

MRS. H. W. HALL

2171 Hastings East, Vancouver, B.C.

In thanking you for the book "The Real Home-Keeper" I beg to say on behalf of my wife that she highly appreciates your gift and that she has already found it very useful as a trades directory. Thanking you very much for such a useful gift, I am,

Yours very truly

A. F. HASTINGS

*Endorsed by The Advertisement Bureau of Vancouver, B.C.*

**THE BRANDOW PUBLISHING CO. LTD.**

(PUBLISHERS OF "THE REAL HOME-KEEPER")

842 GROSVENOR AVE.

PHONE FORT ROUGE 584

## THE REAL HOME-KEEPER

---

### Mustard Mixed Pickles

One quart large cucumbers cut lengthwise, one quart very small cucumbers whole, one quart little white onions whole, one quart green tomatoes sliced thin, one quart string beans whole, one quart celery cut fine, one large cauliflower broken, one medium sized cabbage chopped fine, six green mango peppers cut fine. Place all in weak salt water twenty-four hours. Cook in same till tender, then drain while making dressing as follows: One cup flour, one and one-half cups granulated sugar, six tablespoons ground mustard, one tablespoon tumeric powder, one tablespoon celery seed, one-third teaspoon cayenne pepper, three quarts cider vinegar. Boil until the flour is well cooked, stirring all the time to keep from burning. When dressing is done, pour over the prepared vegetables and bottle and seal warm. (The tumeric powder must be secured from a drug store, as it is not kept by the grocer.)

### Mustard Pickles

Two quarts small cucumbers, two quarts small onions, two quarts green tomatoes, two heads cauliflower, one quart wax beans, three green peppers chopped fine. Let stand in salt water over night, using half a cup of salt and water enough to cover. Cover and put weight on it. In the morning scald until tender in clear water, drain and pour over the mustard preparation. Mix one-half pound of mustard, one-fourth ounce tumeric, four cups vinegar, three teaspoons celery seed, and three-fourths cup flour. Slowly add three quarts vinegar and cook until smooth.

### Nut Conserve

Two pints grape juice, two pounds sugar, four oranges sliced thin, one lemon, juice and grated rind, one and one-third pound seeded and chopped raisins, two-thirds pound English walnuts chopped, one-fourth pound filberts, chopped not too fine. Dissolve sugar in the juice. Add the other ingredients and slowly simmer for one hour, or until a thick marmalade.

### Orange Marmalade

One-half dozen oranges, one quart pie plant, three pints sugar. Peel the oranges and boil the skin until tender. Cut in small pieces the oranges, pie plant, and skin of oranges. Cook all together until it jellies. It must be quite thick.

### Pear Conserve

Eight pounds pears, one pound crystallized ginger, four lemons, eight pounds sugar. Cut the pears into small pieces. Boil the lemons until soft enough to stick a pin into, and cut into small pieces. Cut the ginger into small pieces, mix all well together with sugar, and boil two hours. This is a delicious conserve.

### Quince Honey

Three pounds granulated sugar, four grated quinces, one pint boiling water, pulverized alum the size of a pea. Put the sugar in the water and let it boil, then put the quinces in and boil twenty minutes and then put the alum in.

### Spiced Peaches

Select ripe but not soft peaches. For a half peck allow three pounds of granulated sugar and a pint of vinegar. Boil the sugar and vinegar twenty minutes. Put the peaches into hot water for an instant, and in taking them out rub the fur off with a coarse towel. Put them into the boiling vinegar, and boil until tender. Put them in jars or wide mouthed bottles. Boil eight or ten cloves in the vinegar, then put it on the peaches, not so hot as to break the jars. Two or three cloves stuck in each peach are not too many.

### Pear Marmalade

Peel large, hard pears. Cut into rather small cubes. To each pound of the pears add three-fourths of a pound of sugar. Let fruit and sugar stand for a few hours, or until the juice has been extracted, then set on stove. To one dozen pears put six (or less if desired) lemons. Boil lemons until tender, squeeze out the juice and chop or slice the rind. Mix with the pears. Have a jar of preserved Canton ginger. Chop the ginger-root fine, add that and the juice to the pears. Cook until the pears become tender but do not mash the fruit. Do not cook dry. The syrup should be rich and thick.

### Plum Jam

One basket California plums, juice of five oranges and rind of two and one-half, one box raisins. Chop raisins and rind of orange together. Cover plums with water and boil until tender, strain through colander, add raisins and orange rind and orange juice and juice of one lemon. Then boil all together two or two and one-half hours.

### Piccalilli

Two gallons green tomatoes chopped fine, eight large onions, three quarts cider vinegar, three tablespoons black mustard seed, three tablespoons white mustard seed, one tablespoon ground cloves, one tablespoon ground allspice, one tablespoon ground mace, two tablespoons ground black pepper, two tablespoons ground white pepper, four pepper-pods, one tablespoon celery seed, one quart granulated sugar. Mix well together. Chop tomatoes fine and let them stand over night sprinkled with salt. Drain in the morning and then mix in the spices and boil until tender. One bushel of tomatoes makes this recipe about once and one-half.

### Relish

One quart raw cabbage chopped fine, one quart boiled beets chopped fine, two cups sugar, one tablespoon salt, one teaspoon black pepper, one-fourth teaspoon red pepper, one teacup grated horseradish. Cover with cold vinegar and bottle.

### Green Tomato Soy

Two gallons tomatoes, green and sliced without peeling, twelve good sized onions, also sliced; two quarts vinegar, one quart sugar, two tablespoons salt, two tablespoons ground mustard, two tablespoons black pepper ground, one tablespoon allspice, one tablespoon cloves. Mix all together and stew until tender, stirring often lest they should scorch. Put up in jars or crock.

# ADAM HUNTER

## FAMILY GROCER

SHER. 5013 PHONES SHER. 5141

948 PORTAGE AVE. - CORNER LIPTON

---

Quick Delivery and Personal Attention given  
to all Orders

## ARE YOU SATISFIED WITH YOUR DYEING AND CLEANING?

Thousands of People Depend on the

# Canadian Renovating Co.

DYERS, DRY CLEANERS and PRESSERS

Ostrich Feathers Dyed. Cleaned and Curled. Repairs of all kinds including Fur  
Garments. A trial will convince you that we have no competition in high-class work

Goods called for and delivered to any part of the city—PHONE SHER. 1990

## THE CANADIAN RENOVATORS

599 ELLICE AVENUE

Belle Vista Block

Close to Sherbrooke Street

## THE REAL HOME-KEEPER

---

### Sweet Watermelon Pickles

Boil melon till done in clear water and drain. Make syrup of one quart of vinegar, four pounds of granulated sugar, cloves, cinnamon and allspice, one cup of raisins. When at boiling point put in fruit and boil twenty minutes. Put one clove in each piece of fruit.

### Watermelon Rind Pickles

Watermelon rind, four pounds sugar, one teaspoon ground cloves, two table spoons ground cinnamon, two quarts vinegar. Make a syrup of the sugar, vinegar and spices tied in muslin bag. Pour this boiling hot over the rind, which has the hard outside taken off, and has been cut into pieces one and one-half inch square. Next morning drain off the liquor, scald and pour again over rind. Repeat this for three mornings. Then seal in quart cans.

## MISCELLANEOUS

### Quantity of Material Sufficient to Serve Two Hundred People

Two hundred rolls, four pounds loaf sugar, two and one-half pounds coffee, four quarts cream, four pounds veal loaf or four tongues, one ham, three turkeys, fourteen quarts creamed potatoes, seven cakes, eight quarts cabbage salad.

### Home Comfort

Take of thought for self, one part; two parts of thought for family; equal parts of common sense and broad intelligence, a large share of the sense of fitness of things, a heaping measure of living above what your neighbors think of you, twice the quantity of keeping within your income, a sprinkling of what tends to refinement and aesthetic beauty stirred thick with Christian principles of the true hand, and set to use.

### Chafing Dish Delicacies

The chafing dish is composed of the blazer and hot-water pan, set in a standard with a small lamp underneath. Some lamps have an electric attachment, but alcohol is the fuel most used. The best alcohol is the most satisfactory although many use wood alcohol. Every kind of dish which is usually prepared in a sauce pan or double boiler can be made in the chafing dish, but ordinarily oyster, mushroom, fish, egg and cheese dishes are the ones most popular. When preparing for a chafing dish supper arrange the chafing dish on a tray, have the lamp filled, and the matches at hand. A wooden spoon or regular chafing dish spoon and a wire whisk are convenient and really necessary utensils. It is well to have all the ingredients measured and neatly arranged on a tray. If butter is to be used, butter balls, each representing a tablespoon, are a convenient and attractive way in which to serve it. Light the lamp and have the water boiling before the supper is announced, then the compounding of the dish may be done quickly.

---

"TAYLOR'S POPLAR HORSE RADISH" Cures Rheumatism--See page 120



## APenny Saved is a Penny Earned

The best of furnaces and all articles of metal material will show wear in time. The thrifty housewife appreciates this fact and attends to repairs without delay.

FOR YOUR FIRST REPAIRS REMEMBER TO PHONE

St. John 623

We are always on the job and our work is perfection itself

We Specialize IN FURNACES AND TANKS. Everything in the tinsmith line in your home attended to by

**ELM SHEET METAL WORKS**

Phone St. John 623

General Manager A. JOHNSON

Residence: Garry 3959

20 LEVIS AVE., ELMWOOD

## A. S. GILKER

*Carpenter, Contractor  
and Builder*

JOBGING ATTENDED TO

*Office Phone: Main 2486*

*Residence Phone: Main 6057*

Shop

235 MAIN STREET

WINNIPEG

## THE REAL HOME-KEEPER

---

### Salted Almonds

Heat one tablespoon olive oil in chafing dish; add one cup blanched and dried almonds. Stir until evenly colored. Drain and sprinkle with salt.

### Bacon and Mushrooms

Wrap eight mushrooms in eight slices of bacon. Cook in chafing dish until mushrooms are tender. Sprinkle with salt and pepper and serve.

### Frizzled Beef

Melt one tablespoon butter, add one tablespoon flour and one-half pound dried beef. Cook five minutes, add one-half cup stock, few drops of onion juice, one-half teaspoon Worcestershire sauce, two eggs well beaten. Cook two minutes and serve.

### Cheese Omelet

Melt one tablespoon butter; add four eggs slightly beaten, four tablespoons milk, one-half teaspoon salt, one cup grated cheese. Cook like a French omelet over hot water. Serve with or without tomato sauce.

### Welsh Rabbit

One-half pound cheese grated fine, three-fourths cup port wine, one-half glass stale beer, four crackers rolled in fine crumbs, use mustard, salt and pepper to taste, stir until smooth, melt cheese in pan, then add wine and beer.

### Welsh Rarebit

Melt one teaspoon butter; add one teaspoon each of salt, mustard and paprika; add two cups American cheese. When melted add one-half cup cream or ale. Stir vigorously until smooth, and pour over hot buttered crackers.

### Cheese and Tomato Rarebit

Melt one tablespoon butter; add three slices tomato, one-half cup milk, one teaspoon salt, two cups cheese. Stir continuously until cheese is melted. Add three eggs well beaten. When hot, serve on hot buttered toast.

### Chicken a la Creme

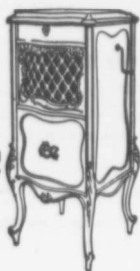
Melt two tablespoons butter, add four tablespoons chopped peppers, one-half tablespoon chopped onion, one-fourth cup grated cheese, one-fourth cup cream, four eggs slightly beaten. Cook until well blended and serve on buttered slices of toast.

### Creamed Eggs

Melt two tablespoons butter; add two tablespoons flour, one-fourth teaspoon salt, few grains cayenne, one cup cream. Cook until thick, add two egg yolks and six hard-cooked eggs, cut in pieces, and serve hot on toast.

### Creamed Lobster

Melt two tablespoons butter; add one-fourth teaspoon salt, few grains cayenne, two tablespoons flour, one cup cream, few gratings of nutmeg. Cook ten minutes,



"Real Music Through a  
Real Diamond"

TRADE MARK  
Thomas A. Edison

Diamond  
Edisons  
**\$39**  
AND UP

Success again crowns Mr. Edison's labors. Four years of continuous, patient labor on his hobby has brought the perfected Phonograph. To quote the inventor: "Real music at last."

## The New Edison

is indeed, Thomas A. Edison's supreme triumph.

He now announces this superb new instrument with the new diamond point reproducer and the new disc record. Can be made to play all makes of records (foreign or domestic).

Every defect of the past, every mechanical difficulty that has baffled the other makers, has been surmounted by the genius and sagacity of Edison.

The man who invented the Phonograph has now perfected it.

### THE NEW EDISON DISC RECORDS,

with music both sides, are as wonderfully superior to anything that has ever been heard before as the new Edison instrument is superior to all other instruments.

These new records are made of an entirely new material, and do not wear or scratch.

With Mr. Edison's new method it is possible to mould into the record every fine shading and subtle distinction of an artist's voice.

Bring along some of your favorite disc records (foreign or domestic) of any other instrument, and hear them played on the Edison as you have never heard them played before.

## Call and Hear

This superb instrument play the wonderful New Edison Records just received, including newest Grand Opera, Solos, Latest Songs and Finest Dance Music.

Concerts Daily from 11 a.m. to 5.30 p.m.

No obligation whatever. We are glad to demonstrate the instrument to you, even if you have no intention of buying, merely so you will tell others.

Or Write for Descriptive Booklet of Prices and Outfit.

# Edison Phonograph Store

BABSON BROS., OF CANADA, LTD. 355 PORTAGE AVE., Cor. CARLTON ST.

## THE REAL HOME-KEEPER

---

add meat from a two-pound lobster, cut in small pieces the grated coral, and one tablespoon butter. One teaspoon Worcestershire sauce and one teaspoon mustard may be added.

### Lobster a la Newburg

Melt two tablespoons butter; add one tablespoon flour, one teaspoon salt, few grains cayenne, one cup cream. Cook five minutes, add three yolks well beaten, the meat from a two-pound lobster, and, just before serving, one-third cup each of sherry and brandy.

### Sauted Oysters

Season four dozen large oysters with salt, pepper, onion juice and lemon juice. Dip in crumbs, egg and crumbs, and saute in butter.

---

## A FEW WORDS ABOUT THE HOUSE

If the windows and outside doors are draughty have weather strip installed on same. If the doors and windows won't open and close freely, have the same attended to at once; otherwise they will damage the woodwork and finish of their frames. If the roof leaks, have it fixed at once or else the plaster, tinting or wall-paper will be damaged. If you break a window, have it put in right away or you will find cold air and dust coming into your room, thus damaging your furniture.

## ABOUT THE OFFICE

The neat and business-like appearance of your office depends on the style and finish of your counter, office partitions and furniture. If your present fixtures are out of date, have new ones designed and installed.

## ABOUT THE STORE

The quality of your goods is judged by the class of fixtures which contain them. High-class fixtures sell goods quickly and your customers will tell their friends they deal in an up-to-date store.

---

As most of the people cook with gas, perhaps the following suggestions may be of help in the saving of gas: Puddings, pies and beans can be baked well and at small expense by using a small tin oven, such as comes for oil stoves. Place the oven over one of the single burners, and you will find it will give a very satisfactory bake with only a low flame. This little oven is fine for keeping the dishes warm and the victuals warm.

When lighting the gas stove, it will often give a slight explosion and light wrong, thus causing no heat. Turn the gas off quickly and on again; it will then light properly without any further trouble.

---

Call at MARR'S and take your Meals Home Hot—See page 1

# MR. RENT-PAYER!

¶ Do you ever ask yourself why you are paying from \$360.00 to \$500.00 a year to the Landlord, when for less you could be buying your own home.

## The Westside Realty Co.

¶ Will sell you a beautifully-situated LOT in the WEST END on easy terms and arrange to build you a home to your own plan with a small cash payment, and the balance less than rent.

*We Specialize in West End Property, Lots,  
Houses and Acreage*

---

FOR SALE LISTINGS WANTED

*ESTIMATES GIVEN FREE*

**WESTSIDE REALTY CO.**

*Cor. Portage and St. James - Phone Sher. 4312*

# The Story of Winnipeg

By CHAS. F. ROLAND

Commissioner of Winnipeg Industrial Bureau

The story of Winnipeg is one of the most marvellous and impressive records of growth on the continent. It is in the famous Red River Valley and surrounded by good farming, timber and mining districts and extensive lake fisheries. Forty years ago Winnipeg's population was less than 1,000, and the school attendance was only 35; it was but a post of the Hudson's Bay Company, without churches, streets or railroads, and but a few years previously the Indians chased herds of buffalo across the prairie where the city now stands. It is now the railroad and business centre of the Canadian West. Twenty-seven railroad tracks radiate from it, and the Canadian Pacific Railway yard here, with its 135 miles of sidings, is the largest in the world controlled by a single corporation. Winnipeg is the chief central point of the Canadian Northern and Grand Trunk Pacific railway systems—these roads having just built a Union Station at a cost of \$1,500,000, and a magnificent new hotel costing \$2,000,000. Five thousand railway employees reside in the city. The streets of the city are generally wide—the principal avenues being 132 feet—166 miles of streets are paved with asphalt, block and macadam. The land area of 15,138 acres has been covered by 246 miles of sewers, 417 miles of paved and graded streets—170 miles of which are boulevarded—and 496 miles of sidewalks. Approximately 250 miles of water mains have been laid down since the city's incorporation forty years ago. In 1890 the proportionate assessment value of the city was \$18,612,410, in 1900, \$25,077,460; in 1902, \$28,615,810; in 1905, \$62,727,630; in 1906, \$80,511,727; in 1909, \$131,402,800; in 1911, \$172,667,250, and in 1913, \$259,419,520. Winnipeg is the wholesale and jobbing centre of Manitoba, Saskatchewan and Alberta. It has 22 chartered banks with 808 branches in the Prairie Provinces. Bank clearings: 1900, \$106,956,720; 1905, \$369,868,179; 1906, \$504,585,914; 1907, \$599,667,376; 1908, \$614,111,801; 1909, \$770,649,332; 1910, \$953,415,281; 1911, \$1,172,762,142; 1912, \$1,537,817,524, and in 1913, \$1,634,977,237. The city contains 135 churches and missions, 39 public schools, with an enrolment exceeding 22,500; also six parochial schools with 1,200 pupils, six colleges of the Manitoba University, Provincial Agricultural College, academies, ladies' schools, the Provincial Government buildings, Court House, gaols, chief offices of the Dominion Government in the West, fine City Hall, a free library—costing \$140,000—two railway depots, costing over \$1,500,000 each, up-to-date fire, police and water systems. The electric street railway operates 300 cars on 101 miles of city tracks and 51 miles of suburban lines. New buildings erected in 1900-1-2 amounted to \$5,558,545; in years 1903-4-5, \$26,187,350; in years 1906-7-8, \$24,562,200; in 1909, \$9,226,325; in 1910, \$15,116,450; in 1911, \$17,550,000; in 1912, \$20,475,350, and in 1913, \$18,357,150. These facts give some idea of the progress being made. The grain business of the Canadian West centres in Winnipeg and for 1913 the inspections were 150,749,800 bushels, making Winnipeg the greatest grain market on the American continent. This is evidence enough of the nature of the soil tributary to Winnipeg. In addition to agriculture, a considerable fishing business is done in the large Northern Lakes, and timber and mining enterprises are being developed on its shores. Winnipeg city owns and operates its own asphalt paving plant, its own quarry, street lighting, water works—including high pressure fire system of 300 lbs. pressure for fire protection. Winnipeg is now in a position to encourage manufacturers by affording cheap power. On the Winnipeg River a total of 60,000 h.p. is developed by the city, which is sold to consumers at cost of production. Domestic lighting is sold at three cents per k.w. hour. The value of the factory output is now estimated at \$50,000,000 annually, which is an increase of over 500 per cent. in the past ten years. Over 18,500 factory hands now find employment in over 400 successful plants operating. Take this record in industrial growth and add to it the annual wholesale turnover of \$150,000,000, and the enormous grain trade, handled in the city, making Winnipeg the central market and capital city of commerce of Western Canada.



PORTAGE AVENUE, WINNIPEG, LOOKING EAST

### FIRE INSURANCE AND THE SAFETY OF THE HOME

The destruction by fire of the two great cities of the plain, Sodom and Gomorrah, in the year 1897 B.C., is the first record in history of a conflagration, and although the cities of Europe and Asia were again and again visited by fire, it was not until the great fire of London, in 1666, that serious consideration was given to the question of fire insurance. Dr. Nicholas Barbon, a son of Praise God Barebones, became the first promoter of fire insurance in England in 1667. In company with others, he established a business which he subsequently turned into a company in 1680, with the title of "The Fire Office."

Fire insurance is a necessity of our modern civilization. Upon it depends the welfare of the family, the safety of commerce and the stability of the state. It is form of service which, by cash guarantees, provides safety and confidence to commerce, manufacturing, transportation, banking and property generally.

Vast industries, employing thousands of operators and supporting whole towns, testify to the confidence they place in the protection afforded by fire insurance. Without such protection capitalists could not meet the necessities of the poorer population for employment.

Because of fire insurance immense undertakings are possible and large values are collected in one spot, to meet the requirements of commerce, where a fire might destroy them in an hour. Loans are made by the capitalist on property because the fire insurance policy stands as collateral between him and loss. Merchants sell on credit knowing that although the goods may be destroyed by fire, the purchaser will be able, because of insurance, to meet the payments.

Created resources are the things that have made our elaborate system of credit a necessity. The manufacture and exchange of merchandise as carried on today would be hopelessly wrecked and wide-spread suffering would follow any attempt to conduct our gigantic commerce upon a cash basis. Our commerce has outgrown our cash and we must recognize the fact that in the integrity of our system of credit lies the stability of commerce and the state. It does not require philosophical insight to see that the foundation of credit is fire insurance and that without it our whole commercial fabric would be destroyed and the nation bankrupt.

Insurance companies are of great value to the cities in which they locate their home offices, for not only do they keep at home a large amount of money that would otherwise be paid, in the form of premiums, to companies located elsewhere, but as their operations extend over the entire country and in some the entire world, they are constantly bringing in money for investment. The companies maintaining home offices in Hartford, Conn., a city the size of Winnipeg, have an aggregate income of about \$100,000,000 per year.

---

To whip eggs well, they must be very fresh and cold.

If you have left boiled eggs in the water a little too long, break the top of the shell by tapping it with a spoon. This lets out some of the heat and the hardening process stops immediately.



ESTABLISHED 1874

THE  
G. F. CARRUTHERS

Pioneer Fire Insurance  
Agency of Winnipeg

FORTY YEARS OF HONORABLE RECORD. LOSSES PROMPTLY  
ADJUSTED. CHEQUES ISSUED HERE. \$500,000 CLAIMS PAID

FIRE waits no man's convenience. YOU  
may burn out tonight! Then how  
will the Home look?

—  
Two years' premium will cover Dwelling  
and Furniture for THREE YEARS.  
Mercantile Buildings and  
Stocks Solicited.

RATES AS LOW AS OTHER FIRST CLASS OFFICES

TELEPHONE GARRY 771—DO IT NOW

"Everybody's doing it"

Office : 401 CANADA BUILDING, 352 DONALD STREET  
OPPOSITE KNOX CHURCH

## THE REAL HOME-KEEPER

---

### PACKING, MOVING, STORAGE AND SHIPPING HOUSEHOLD GOODS

The average housewife knows very little about the proper packing of household goods for moving, storing, or shipping; also the saving that can be effected and the minimum risk of breakage incurred by having her goods handled by a responsible company.

The following hints are valuable to the family thinking of moving to another part of the country in preparing goods for shipment. The following articles should be boxed or crated, viz., sewing machines, bicycles, bookcases with glass, sideboard tops, mirrors, pictures, delicate centre-tables, writing desks, and all fragile pieces of every description.

All bric-a-brac, china and glassware should be packed in strong barrels with a very liberal supply of straw or excelsior. Do not burden drawers with books, clothing or other articles, but pack such things in boxes. Small or medium boxes are the best. Very large boxes are not easily handled, hence easily strained. Chairs should be tied together in bundles of two where practicable and wrapped with paper or burlap. Bear in mind that household goods cannot be too securely packed. In marking goods for shipment, be particular to mark each piece plainly so there can be no going astray of any of the articles comprising the shipment.

A reliable company can make a considerable saving in cost and inconvenience by having them take full charge of the packing, moving, storage or shipping, as they have a complete establishment for such business and ship large quantities of household goods in carload lots, have padded vans, and employ only skilled packers for the preparing of goods for either moving, shipping or storage.

---

Soda crackers are much more crisp if set in a hot oven a few minutes before serving.

To prevent the odor of cabbage or onions, throw red pepper pods into the pan they are cooking in.

When cutting new bread always put the knife in hot water first, and you will find that it facilitates the cutting.

Flowered vases can be easily purified and cleansed by rinsing them out with warm water and powdered charcoal.

A box filled with lime and placed on a shelf in the pantry and frequently renewed will absorb the damp and keep the air pure and dry.

Freshen the house by putting a few drops of oil of lavender in an ornamental bowl, then half fill it with very hot water. This will give a very delightful freshness to the atmosphere.

If our lady readers wish to keep a bouquet fresh let them drop a teaspoonful of powdered charcoal into the water intended for the flower stalks, and they will keep their freshness and perfume for several days, and look and smell the same as those just gathered. The charcoal settles to the bottom of the vase, the water remaining clear.

# Security Storage & Warehouse Company Limited

PHONE SHERBROOKE 3620-21-22

Moving, Storing, Packing and Shipping  
of Household Goods our Specialty

All work done by competent, experienced men

SATISFACTION GUARANTEED



INSPECTION INVITED


Warehouse C and Office: Cor. Sherbrooke and Ellice

Furs stored and insured against Fire, Theft and Moths  
PIANOS MOVED BY EXPERTS

Security Storage & Warehouse Company Limited

# The Game that charms

that stimulates—  
that educates—



is the ideal pastime for the home. The game of English billiards is admirably adapted for ladies, requiring, as it does, delicacy of touch, keenness of eye, and skilful manipulation of the cue.

As an aid to physical culture and the acquisition of graceful movements and poises, it holds the highest place among indoor games.

In its attractiveness for young and old alike, the game of billiards is magnetic. Established at home, it falls naturally into its place, and fulfils one of the principal functions of the hospitable home.



THE "YORK"

Fac-simile of tables installed by J. D. Clark Billiard Co.  
in the new Y.M.C.A., Vaughan St. Bldg., Winnipeg

## PORTABLE BILLIARD TABLE

Size 3x6 ft. Size of room required 11x14 ft. For placing on dining or other tables. Fitted with slate bed; low, cold-resisting india-rubber cushions; fine cloth; six cord pockets; adjusting feet; complete with two cues, three balls, marking board and spirit level.

A large supply of all kinds of tables always on hand.  
Also re-built second-hand tables. ASK FOR PRICES

J. D. CLARK  
BILLIARD CO.

280 MAIN STREET  
WINNIPEG, Man.



Miniature Billiard Table placed on Another Table

Write for our Booklet "Simple Lessons in English Billiards." Mailed free.

## THE REAL HOME-KEEPER

---

### RECREATIONS IN HOME LIFE

By W. C. VINCENT

The home must be made the most potent factor in the development of innocent childhood into responsible manhood and womanhood.

To be this, a real home must provide not only food and shelter, but fun and recreation. The whole nature must be "drawn out"—the physical, the spiritual and the mental, which includes the imaginative that delights in amusement.

We moderns have learned the philosophy contained in the rhyme: "All work and no play makes Jack a dull boy." Our ideas have undergone a remarkable transformation. The time was when all games but dominoes were relegated to the wicked one. We now see that dominoes is the one game that ought to be given to the Devil, so tedious is it, and without having no interest except for the small elements of **chance** in it.

This leads us directly to the law that should guide a parent in the selection of Home Games. All games of skill may be allowed, all games of chance are debarred, because the love of "chancing it" is the foundation of gambling, and the gambling spirit is the most selfish in the human heart. A man will rob his home to gratify his love of gambling. We must rule out whatever cultivates this spirit.

The games of skill which cultivate the mind are many. Says Edgar Allan Poe, the most promising of American poets: "In chess the **attention** is called powerfully into play; in checkers it is the **intellect**—victory is obtained by superior acumen. Whist has long been known for its influence upon what is termed the calculating power, and men of the highest order of intellect have been known to take an apparently unaccountable delight in it while eschewing chess as frivolous. Beyond doubt there is nothing of a similar nature so greatly tasking the faculty of analysis. Proficiency in whist implies capacity for success in all those undertakings where mind struggles with mind."

In the list of home amusements the game of English Billiards is paramount. It has been called "The King of Games and the Game of Kings." Its attraction never seems to fail. Other games have their day and then die out, English billiards retains its place as a permanent source of pleasure. The charm of the game lies in its gentle stimulation of mind and body, providing exercise without effort. It also tends to composure of the mind, or what is called "billiard temperament." What a factor in home happiness this may be. The game itself is stimulating, cultivates a steady eye and true hand and teaches self-control.

In thousands of English homes the billiard room has a recognized place. The billiard room is fast becoming a Canadian institution also. Where there is not space for a room the portable miniature table (size 3 ft. by 6 ft.) answers the purpose very well, and may be used in a room 14 feet long by 11 feet wide.

### THE SCIENCE OF HEALING WITHOUT DRUGS

It means curing disease by securing perfect circulation of blood and unobstructed nerve action.

This is done by intelligent and scientific manipulations for the purpose of removing impingement or obstruction to blood, lymph and nerve, thus assisting natural processes in their return to the normal.

The science was originated and developed by Andrew Still, M.D., a doctor of the "Old School." He was an army surgeon throughout the civil war and continued the practice of medicine until 1874. About this time he lost three children by the disease known as cerebro-spinal meningitis. Personal sorrow lends a mighty incentive to human thought and Dr. Andrew Still became a philosopher. He reasoned that the human body, so perfectly made and capable of performing so many wonderful things, must also have within itself the power to combat disease. The skeleton and human body were studied with an aim hitherto unknown. He saw that interference or obstruction to the nerves and blood vessels caused abnormal conditions; that disease could be cured by removing these obstructions. This did not come by a dream of night, but as the result of years of patient study. It was not until 1892 that the science was sufficiently developed to found a school.

The growth has been phenomenal. At the present time there are eight strong colleges with nearly two thousand earnest students and six thousand practitioners, who are practising in every state and territory of the United States, in every province of Canada, in England, Australia, Argentine Republic, Africa, France, Alaska, Germany, Hawaii, Ireland, Mexico, Norway, Porto Rico, Scotland, Sweden.

The body is kept healthy as long as there is no interference with its natural functions; as soon as these are interfered with, however, we have disease. We can plainly see that when a bone has been ever so slightly displaced it may impinge on nerves and blood vessels, thus causing the part to which they are distributed to have a lowered vitality and allowing disease to set in. A cold or a slight strain will cause a certain set of muscles to contract, an imperfect circulation to the part follows, and we soon have a diseased condition.

The osteopath, by his trained sense of touch and his scientific methods, locates the deranged parts and reduces them to their normal condition. The obstruction being removed, the now perfected circulation results again in health.

It is a scientific fact that the body has within itself the power to successfully combat disease, and that when the causes producing disease are removed, Nature will effect a cure.

He employs largely mechanical means, consisting of manipulations. The method of treatment depends entirely upon the location and nature of the cause. He seeks the abnormal conditions and removes the cause—this may be a misplaced or a maladjusted bone, a contracted muscle, a shortened or stretched ligament or tendon. He uses the proper osteopathic manipulations for the relaxation of tissues, the adjustment of parts, the stimulation or quieting of nerves and muscles, and the liberation of blood currents, thereby allowing a free circulation and innervation of the affected part.

Both acute and chronic diseases from infancy to old age are successfully treated.

Neglect to employ the proper means at the proper time has been responsible for many cases of lameness, deformity, suffering and even death.

*"Ancient traditions and prejudices have cost  
many people their lives."*

---

---

IN THE FIGHT FOR RECOGNITION  
**OSTEOPATHY**

---

---

has broken down opposition by sheer merit—  
demonstrating by positive cures their drugless  
methods a complete success. The wonderful  
achievements of OSTEOPATHY have attracted  
many able physicians, but, as in all professional  
lines, some are much superior to their fellows.  
Seeing that the remuneration is much the same,  
why not consult the best.

**DR. G. GLENN MURPHY**

Graduate of the Los Angeles College of Osteo-  
pathy, is recognised by those that know as the  
most successful exponent of the drugless methods

**WHY SUFFER**

because other treatments have failed

**CONSULT HIM TODAY**

Phone Main 1524 for an appointment

**Office: 639 Somerset Building**

Portage Avenue - - - Winnipeg

## THE REAL HOME-KEEPER

### EQUIPMENT FOR THE MODERN HOME

The equipment of the modern home of today has been altered greatly by reason of the introduction of labor, and time-saving household appliances which depend upon electric current for their operation. These appliances are now very popular and are becoming increasingly more so as they present the advantages of perfect cleanliness, freedom from excessive heat, ease of operation, and readiness for immediate service. The consumption of current for these appliances is very small, and housewives who utilize them claim that the increase in their lighting bill because of their use is far more than compensated for by the advantage gained.

One of the great advantages of electric household appliances is that they may be connected with an ordinary lighting socket. This enables the housewife to use, in many cases, the appliance directly on the dining-room table, a convenient form in case of chafing dish, toaster, coffee percolator, teapot or heating disc.

The most popular household appliance is undoubtedly the electric iron, without which no modern home is today fully complete. Whether the housewife does her laundry work at home or not, the electric iron is indispensable, as there are many delicate pieces which careful housewives hesitate to trust to the public laundry. Should the housewife have all her laundry work done at home, the electric washer is an ideal method to meet the demand, this appliance at small cost doing all the work hard of washing and wringing the family wash.

In the line of electrical cooking appliances the electric range, on which may be performed all the cooking operations of the home, has now reached an advanced stage. The individual electric cooking appliances are, however, still more popular with the housewife and by their use may be prepared an ordinary light meal very quickly and with great convenience.

For the tea and coffee, electric percolators and teapots are available which start operation immediately upon turning on the current, and prepare tea or coffee in a very few minutes. The electric toaster operates very quickly and prepares on the dining-room table the slices of appetizing golden-brown toast, in a manner which cannot be duplicated on the ordinary kitchen range. For general light cooking, the preparation of eggs, bacon, etc., the electric heating disc meets the demand perfectly, and this apparatus may be utilized for every form of cooking, it being a miniature electric range. For the social evening gathering, electric chafing dishes are offered which do the work in their field quickly and in a perfect manner.

Looking away from the kitchen and dining-room for a moment, mention may well be made of the various household appliances which may with convenience be used in other rooms of the house. The principle of vacuum cleaning is now accepted as the best type for this form of household work, and here the electric current, applied to either the stationary or movable appliance, does its work thoroughly and quickly. In the bathroom or other apartment where a small quantity of water requires heating quickly, the immersion boiler renders effective service. For the convenience of the ladies, electric curling irons are available, and recently electric warming pads have made their appearance, furnishing in convenient form a substitute for the hot water bottle.

F  
al  
b  
fr  
E  
bi  
A  
vt  
ca  
fr  
elt  
stu  
us  
ca  
ta  
to  
wi

P

15.



# "Johnson's Electric Cooko"


(PATENTED)

A firm foundation for  
a Happy Home.

Latest Electric Range  
in the Market.

Will BOIL, BAKE and  
ROAST quicker  
and cheaper than  
any other stove made.

NO ODOR—  
NO GREASE—  
QUICK AND  
ECONOMICAL.



COST:  $\frac{3}{4}$  to 1 cent  
per hour at present  
power rate.

HEATING  
UNITS  
GUARANTEED  
for three years  
against burn out.

Made in different  
sizes, from a 9 in.  
plate to hotel size

## Features of the "JOHNSON'S ELECTRIC COOKO"

The quickest Electric Burner on the market. The construction of same not allowing any heat to waste. Same being patented and cannot be used on any other burner. Switches arranged so that heat can be controlled. Heat intense enough to fry any kind of meat. Many other burners only "par Boil," being too slow to fry. Easy to clean, remove wire grating and brush out with whisk. Will not corrode or burn out if water is spilled on heating units. This is a weak point on other burners. A reducing ring is supplied with each burner which can be removed at will. This is very convenient when using small utensils. MADE IN WINNIPEG. All repairs can be supplied from here. With many other makes of burners these have to come from Montreal or the States, which takes a long time. In the event of one of the elements giving out on the "Johnson's Cooko" you do not have to return the whole stove; just take out three bolts and remove the defective part and you can go on using the same until you get a new one. It does not affect the burner in any way except that you would not get quite as great a heat. This is a point of great advantage over the other burners. Oven walls are packed with mineral wool and are made to bake. This is the most complete single electric burner on the market today and it will please you.

P. JOHNSON - 761 WILLIAM AVENUE

Phones Garry 735 and 2379

ALSO

Record Foundry & Machine Co.

152 Henry Ave.

Phone Main 3826

## THE REAL HOME-KEEPER

---

### THINGS WORTH KNOWING

Salt will curdle new milk, hence in preparing milk porridge, gravies, etc., the salt should not be added until the dish is prepared. Salt will remove stains from silver caused by eggs. Apply with a soft cloth.

The effects of ammonia on vegetation is very beneficial. If you desire your plants to become more flourishing, try it upon them by using six drops to every pint of water you give them. Do not repeat this oftener than once in eight days, lest you stimulate them too highly.

Ammonia is a most refreshing agent at the toilet table. A few drops in the bath will make a better bath than pure water.

Ammonia entirely absorbs all obnoxious smell so often arising from the feet in hot water.

A package of Washing Powder and a cake of Cleanser should be kept in every kitchen to be used freely on all dishes that require scouring and cleaning.

Two pounds of alum dissolved in three quarts of boiling water and applied to all cracks and crevices will keep out ants, roaches and bed bugs.

**Jewelry**—Many jewels require an occasional sleep, in order to retain their brilliancy; diamonds, rubies, opals and sapphires are among the number. They should be put away in total darkness now and then. The usual velvet or satin-lined cases are the correct receptacles. It is best to wrap them in jeweller's tissue paper, then pack them in wool and lay away in air-tight compartments. A number of stones are seriously affected by fumes from the furnace, sewer gas, moisture and sea air.

No housekeeper should be without a bottle of spirits of ammonia for besides its medical value, it is very desirable for household purposes. With a pint of suds mix a teaspoonful of spirits, dip in your silverware, knives, forks and spoons and rub them with a brush and polish them with a chamois skin.

**Care of Bathroom**.—Plenty of fresh air and a generous flushing of pipes, using disinfectants every two weeks at least. Copperas is the best. Dissolve a couple of pounds of crystals in a gallon of water, pouring it down the drains while hot. It has no odor but will stain any clothing, and must be used with care.

To prevent portieres catching under the door when opened quickly, screw a small ring (such as is used for picture frames) into the centre of the door frame and to this fasten a blind cord sufficiently long to reach to the bottom of the curtain. Put another ring in the centre of the door at the top, thread cord through and fasten to bottom of curtain. As the door is opened the curtain rises.

Carpets in rooms which are seldom used are apt to be attacked by moths. Salt sprinkled around the edges and well under the carpets before being put down will generally prevent their ravages. Plenty of light and air should be admitted into the rooms, as moths favor close, dark places.

**Tapestry-covered Furniture**.—To clean this first brush thoroughly; then add a teaspoonful of ammonia to a quart of water. Wring a cloth out of this and sponge thoroughly, rinsing and turning the cloth as it gets dirty, changing the water when necessary. This freshens and brightens it wonderfully.

---

BLACKWOODS' Baking Powder is the BEST

# Prescription Specialists

WHY?

NO SUBSTITUTES  
QUALIFIED DISPENSERS  
PURE FRESH DRUGS ONLY  
PROMPT DELIVERY AT ALL HOURS  
UP TO THE MINUTE METHODS

## BARTLETT'S DRUG STORE

*Drugs, Cigars, Tobaccos, School Supplies, etc.*

Agents for  
NYAL'S FAMILY REMEDIES  
EASTMAN KODAKS AND FILMS  
NYLO CHOCOLATES

Cor. SALTER and SELKIRK AVE.

PHONE ST. JOHN 888

### The Canadian Conservatory of Music

(formerly the Columbian Conservatory) has set a new standard for the instruction of students.

MAKES IT POSSIBLE WITH ORDINARY ABILITY to play with real musical understanding.

THE CONCISE, NOVEL and INTERESTING METHOD used has proved a positive success, as shown by the advancement of the students.

STUDENTS HAVE THE BENEFIT OF CAREFUL attention from thoroughly competent and experienced instructors. The cost of a complete musical education has been reduced to about one-third the former cost, and the material used at the same time utilizes the greatest advantage to the time spent in practice.

CALL US UP and we will be glad to give full particulars.

PHONE MAIN 1648

135 HARGRAVE ST.

## THE REAL HOME-KEEPER

---

To Renovate Leather Furniture—Wash it with soap and water, and when dry apply a little vaseline, rubbing it well in with the hand. Let it remain till next morning, then polish with a soft duster. This treatment will prevent the leather from cracking.

Coal that is kept in a dry and airy place will burn much longer than that which is kept in a close cellar, with no ventilation. When coal remains long in close, airless places it gets rid of its gas, and the absence of this renders it less powerful and more wasteful when burned.

**Ice Boxes**—Few housekeepers pay the attention they should to their ice boxes. An ice box can be kept in perfect condition if it is thoroughly cleaned once a week, but twice is better. The box should be thoroughly washed with strong soda water, and the drain pipes should be washed out. An ice box should always be full of ice. It is the poorest economy to allow the supply to decrease, and if sufficient ice is provided the box can be kept at an even temperature, which insures the preservation of the food it contains. There are people who, from a false idea of economy, fail to get the best results from the use of ice and refrigerators. A common mistake is getting a small piece of ice every day or every other day, instead of filling the ice chamber two or three times a week. The small piece of ice cannot reduce the temperature sufficiently, and the result is that each new piece melts rapidly and the food cannot be kept.

To darken brown boots and shoes that have seen their best days, rub all over with a piece of clean white flannel wet in ammonia. Do this twice, then polish with the usual brown liquid. They will look as nice as ever.

Kerosene will soften boots and shoes that have been hardened by water, and make them pliable as new.

To make calico wash well infuse three gills of salt in four quarts of boiling water, and put in the calicoes while hot, and leave them till cold. In this way the colors are rendered permanent and will not fade by subsequent washings.

To brush silk goods use a piece of black velveteen about a quarter of a yard large. This makes a most satisfactory brush, removing all dust perfectly and yet does not injure the fabric.

To keep ants, moths or other insects out of the pantry or closets, sprinkle the shelves and corners with sassafras oil, and they will soon bid you good-bye.

Tissue paper should never be thrown away. Save it for polishing windows and mirrors, or for removing the first coat of grease from dishes previous to their immersion in the dishpan. Never use soda for washing dishes which have any gilding on them, for the soda will in time remove it all. Instead of soda use a little soap that has no bad effect.


To take white spots from varnished furniture, hold a hot plate over them and they will disappear.

For washing windows and mirrors, take a piece of paper and put a few drops of ammonia on it. This will readily take off all finger marks on the glass.

**A Paint-Stained Dress**—If you happen to get wet paint on your dress, rub the dress with another piece of the same goods and the stain will entirely disappear. You can use another piece of the same garment. What happens to the paint is hard to say, but it certainly disappears.

# FREEZ-O Refrigerator

Keeps Food Fresh and pays for itself while you are using it



39 in. wide, 22 in. deep, 46 in. high

SOLID OAK, heavy galvanized lining white enameled, solid brass locks and hinges, all polished, will not tarnish; door edges are felted to prevent any leakage and insures a uniform temperature. FREEZ-O Refrigerators are the last word in refrigerator construction, combining efficiency with durability of construction. On account of its thorough construction and refrigeration the FREEZ-O consumes very little ice. Think of having your butter fresh and firm, your meat free from taint, and other foods sweet and fresh, and at the exceedingly low price of—

**\$5.00 CASH AND \$1.00 PER WEEK FOR 28 WEEKS**

---

**W. R. WILLIAMS** 288 Princess St.  
WINNIPEG, MAN.

PHONE GARRY 1274

## THE REAL HOME-KEEPER

---

To clean sponges, wash them in diluted tartaric acid, rinsing them after in water. It will make them white and soft.

Blue ointment and kerosene mixed in equal proportions and applied to the bedstead is an unfailing remedy for bedbugs, as a coat of whitewash is for a log house.

To prevent flannels from turning yellow, lay pieces of white wax in the folds of white flannel or Swiss muslin.

To remove ink stains apply lemon juice and salt and lay the articles in the sun.

To take spots from wash goods, rub them well with the yolk of an egg before washing.

Salt and beeswax will make rusty flatirons as clean and smooth as glass. Tie a lump of wax in a bag and keep it for the purpose. When the irons are hot rub them first with the bag, then scour them with a paper or cloth sprinkled with salt.

To brighten copperware, a little crushed borax if sprinkled thickly on a flannel cloth that is wet with hot water and well soaked will brighten the copper like magic.

Grease marks on wall paper.—These can be removed by applying a mixture of paste of pipe clay and water to the stains, and allowing this to dry all night, or day. Then the powder should be gently brushed off without scratching the paper.

Polish for Oilcloth.—Save all candle ends and melt in the oven, mix with it sufficient turpentine to make a paste. This is excellent for linoleum.

Brushes and Combs.—Put a teaspoonful of ammonia in a quart of water. Wash your brushes and combs in this and all dirt and grease will disappear. Rinse, shake and dry by the fire or in the sun.

**The Care of the Piano**—Have it tuned at least once every six months. Make it your business to know that your tuner has had factory experience. Let the ivories or keys be exposed to the light as much as possible, to prevent them turning yellow. When polishing or cleaning the case do not use these so called "cure alls." Get it from those who are making this their specialty. This is important. If your piano is marred or scratched do not attempt to overcome it yourself, but call in a workman in that line. It is decidedly cheaper.

To remove rust stains from matting, cover the stain with paper and place a warm iron on this. When the spot is warm dip a glass rod in a bottle of muriatic acid and go over the rust spot with it, wetting every part with the acid. The spot will turn a bright yellow. Instantly wash it with an old tooth brush dipped in boiling water and rub dry with woolen cloths. Before beginning the work have all the appliances ready, and then work rapidly from start to finish. Muriatic acid always corrodes metals, therefore keep the bottle corked tight when not using it. Two or three ounces will be ample.

To clean straw matting, use a coarse cloth dipped in salt and water. Wipe dry. The salt will keep the matting from turning yellow.

To remove paint and putty from window glass put sufficient saleratus into hot water to make a strong solution and with this saturate the paint or putty, which adheres to the glass. Let remain till nearly dry, then rub off with a woolen cloth.

## If You are a Building Contractor

let us demonstrate to you that our quick system of delivery, and the benefit of our expert advice, combined with reasonable prices, can be a great saving to you in time, money and worry.

---

We carry a most complete line of Builders' Supplies and hold ourselves ready at all times to prepare estimates for owners.

---

Our organization is complete and well equipped to handle any size contract.

### WOOD and COAL

A complete stock of all kinds of  
Wood and Coal always on hand.

PHONE YOUR ORDERS

## THE GUILBAULT CO. LTD.

GENERAL CONTRACTORS

Cor. Desmeurons and Goulet Sts., St. Boniface, Man.

---

PHONES:—Office Main 604. Yard and Warehouse Main 7442

**THE CARE OF THE HAIR**

(Special Treatise by B. McLEAN)

Hair is the crowning beauty of a woman. It is the duty of every woman to make the most of her personal appearance. This has been true in every age, but never more so than at the present age.

**The Lady's Hair**

When retiring never leave the hair up. Always take it down, give it a good brushing, and braid it loosely for the night, as it is very restful for the hair after being tied up during the day.

When curling the hair, beware of using tongs that are too hot. Do not brush and comb too often. Do not use too many pads. If you are particular about your hair, you will not use the cheap woolen pads, as they are not only unsatisfactory but very ruinous to the hair. If you can afford it, get a pompadour made of real human hair.

**Tonic for Oily Hair**

Tincture of alcoholic cantharides, one dram; tincture of capsicum, one-half dram; tincture of nux vomica, two drams; cocoa oil, three-fourths of an ounce. Shake before using. Massage nightly into the scalp with the finger tips.

**Tonic for Dry Hair**

Sweet almond oil, one and one-half ounces; oil of rosemary, one-half ounce; oil of cinnamon, seventeen drops; mix well and massage with finger tips into the scalp nightly, or every other night as required.

**Lotion that Keeps the Hair in Curl**

Of the many preparations recommended to keep the hair in curl, none is easier for amateurs to make, or is more effective, even in damp weather, than bandoline, made from quince seed. It is harmless, and keeps straight locks in curl. The only objection to it is that when dry it assumes a powdery aspect suggestive of fine dandruff. An old method for preparing this toilet preservative is to add a tablespoon of the seeds, bruised, to a pint of soft water. Boil gently until the quantity is reduced to three gills. Then strain, and when cold, two tablespoons each of cologne and alcohol are added. If the hair is naturally oily, one-half teaspoon of powdered alum may be added, dissolving it first in the alcohol. For applying to the hair a small sponge is the best agent. This lotion must be put on before using curlers.

**To Keep False Hair Clean and Natural Looking**

False hair will last longer and look better if properly cared for, and as the best quality is not inexpensive, and should be carefully selected, it behoves a woman, now that quantities of it are worn, to know how to make it last. To begin with then, a cheap quality is most expensive, for after a little wear it becomes either scrubby-looking or so harsh that it cannot be used. Cheap pieces lose color and either streak or fade quickly. One of the most important and difficult details of caring for chignons is to keep them free from dust. Like hair growing on the head, they hold impurities and unless cleansed will grow dull-looking and old. In their care a soft brush is essential, and every night when the pieces are removed they

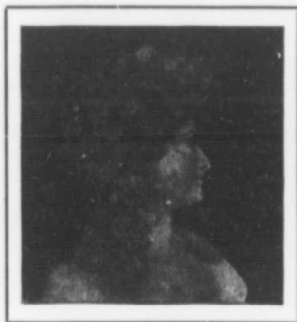
---

**MARR'S will do your Cooking, but they won't pay your Rent—See page 1**



Shampooing—Face and Scalp Treatments

“THE HOUSE OF QUALITY  
FOR HAIR GOODS”



## Hair Dressing

In the !Newer Styles

Styles in Hair Dressing vary with wearing apparel. What was good a short time ago is poor taste today. Our patrons do not have to worry about whether their hair is done right or wrong—*they know!*

## Manicuring

We do it right—just the proper touch that good taste demands.



# SAALFELD & McLEAN

Coiffeur de Dames

*From Paris, London, Berlin, Vienna*

325 DONALD STREET

PHONE MAIN 4715

## THE REAL HOME-KEEPER

---

should be stroked lightly but thoroughly with bristles in such a way that the dust is taken out. This should not be omitted even for one night, for once the switch or puffs become dust laden they are difficult to clean. To wash a switch or puffs is practically impossible, but as cleansing is necessary at intervals, cornmeal should be applied. The meal should be rubbed gently but thoroughly through the strands and then, fastening the top of the pieces securely, a long bristled brush must be applied vigorously to remove the grains. Before this, however, the long hair must be rubbed between the hands so the meal will absorb the dust. Once in a long while (about every two months) a little oil rubbed on the false piece will keep it in condition and aid in preserving the dressing. For this glycerine is excellent, and the manner of applying should be carefully followed. Too much of the grease will almost ruin, while too little will not be effective. When using the glycerine the tip of the piece must be securely fastened where the long hair will hang free. Then a few drops scented may be rubbed between the palms of the hands, to distribute it evenly, and then put directly upon the hair, the only difficulty being that unless care is exercised the grease will adhere to only one part of the switch. This is most apt to be avoided by pressing the palms lightly when first they are put on, making the strokes heavier as the grease is absorbed. Under no circumstances must there be any appearance of grease.

### Dandruff Cure

Boracic acid, one dram; lavender water, two and one-half ounces. Mix and massage into the scalp every other night.

### The Care of the Girl's Hair

Having the child's hair cut every month is too often and will result in making naturally fine hair turn coarse. Every two or three months is often enough. See that it is not cut too close. Girls over six years should have the ends singed after their hair has been cut, as it seals up the open pores of the hair.

Wash the hair every week and do not use strong soap. An egg beaten, and applied at time of washing will give to the hair more of its natural gloss and always help to keep it right.

A few of the German canilles made into a tea and used after straining is especially recommended for blonde hair.

### The Baby's Hair

It is the duty of every mother to pay special attention to the care of her little one's hair. Always keep the baby's hair washed free from dust and grease (the latter caused through perspiration while sleeping). Never use a comb of any kind until the baby gets over its first year. Only soft brushes should be used. The baby's hair should not be cut until it is a year old or more, even if the baby's hair is extra thick and strong, the second year is soon enough.

---

A good china cement is made by mixing with a strong solution of gum arabic and enough plaster of paris to make a thick paste. This should be applied with a camel's-hair brush.

## The Lightning Shoe Repair

With the increased cost of living  
and the natural ambition to succeed

You certainly want the full value of every dollar spent, especially in footwear. Then why discard your shoes because the soles are worn?

Bring them, or better still phone us. We will collect your shoes, and with our modern system repair them to look and feel new at a reasonable price.

Just Phone MAIN 4534

**W. R. GOODEY, Lightning Shoe Repair**  
328 HARGRAVE STREET - 2 Doors South of Ellice

## THE J. B. L. CASCADE

Cures Constipation and its attendant evils, including  
APPENDICITIS

"Without Drugs or Knife"

CALL AND LET US SHOW YOU EVIDENCE

## THE JACKSONIAN MFG. CO.'S

NON-POISONOUS

Pest Exterminators have "never failed" to  
kill every BED BUG, COCKROACH,  
RAT AND MOUSE in quick time.

VERY EASILY APPLIED

**HARRY MITCHELL, D.P.**

Western Manager, 466 PORTAGE AVE.

Phone SHER. 1012

WINNIPEG, MAN.

---

## THE REAL HOME-KEEPER

---

### HEALTH AND BEAUTY HINTS

#### Elderflower Cream for Massage

Almond oil, one and one-half ounces; white wax, two and one-half drams; spermaceti, two and one-half drams; lanoline, half ounce; oil of bitter almonds, half dram; elderflower water, one and one-half ounces; witch hazel, half ounce. Melt the wax and spermaceti in an earthen dish, set in basin of boiling water, add the lanoline and beat in the oils slowly. Remove vessel from the heat and add the witch hazel and elderflower water. Apply at night or before going out of doors. In the latter case, dust on powder.

#### Massage Creams and Lotions that Whiten Skin

When it becomes necessary to treat the complexion with a massage cream or lotion it is desirable to select one that will soften and also whiten. As a rule any preparation that softens is likely to have a slightly bleaching effect, because the latter is included in a scheme of general improvement. But a woman who wishes the cream action to be less slow may like to try a paste made from two ounces of sweet almond oil, 160 grains each of white wax and spermaceti, fifty grains of powdered and sifted benzoin, 160 grains of rice starch, and seven and one-half grains of pure carmine. The wax and spermaceti are melted in a cup set into hot water, the benzoin being added at the time. The oil is poured in as the fats are melted, and the cup removed from the heat. The liquid is beaten a moment with a fork and the carmine and starch are mixed at the same time. Blending must be carefully done to prevent lumps. If perfume is wished, two drops of oil of violets should be added just before the grease hardens. This cream, which, owing to the benzoin, is particularly whitening, is especially adapted to use on skin in the evening, before applying powder. It may also be rubbed over the cheeks during the day, wiping off any superfluous quantity before putting on powder. Its action on the skin is beneficial.

#### Bleach for Tan

Put half a pint of rich milk into a porcelain kettle and bring it to a boil. Skim carefully and add a quarter of an ounce of strained lemon juice. Remove from the heat and pour in half ounce white brandy. Bottle when cold, and apply to the face with a soft cloth, letting the mixture stay on all night. Wipe over the face again in the morning after washing.

#### To Whiten Hands

Strained honey, one ounce; lemon juice, one ounce; cologne, one ounce; mix and rub well into the hands at night, then wear a pair of large kid gloves, the palms split for ventilation.

#### Nail-Polishing Powder

Oxide of tin, one-half ounce; powdered carmine, one grain; powdered orris-root, one grain. Mix by sifting three times through coarse muslin.

#### Astringent Tonic Skin Lotion

Rosewater, three ounces; elderflower water, one ounce; simple tincture of benzoin, quarter ounce; tannic acid, five grains. Mix and wipe over the face with a soft cloth several times a day. Discontinue using when dryness results.

---

The Vibrator is the best aid to Health and Beauty—See opp. page

# Protect Your Income

INSURE IN

## The Western Canada Accident and Guarantee Insurance Co.

### DIRECTORS :

President: Edward Brown

Vice-President: Edward Cass

Sir D. C. Cameron, K.C.M.G.  
E. A. Mott  
H. A. Mullins

T. M. Milroy, M.D.  
R. M. Matheson  
J. A. Marion

A. C. Bulling  
Jas. McDiarmid  
H. H. Cottingham

### ACCIDENT AND SICKNESS INSURANCE

HEAD OFFICE :

402 Canada Building, 352 Donald Street, Winnipeg, Man.

A. F. W. SEVERIN

MANAGER AND SECRETARY

# HEALTH and BEAUTY

HEALTH IS HUMANITY'S MOST VALUED POSSESSION

And, next to Health, and dependent thereon

BEAUTY is our most important treasure

So if you value good health and beauty, the Rex Electric Vibrator will interest you, as it is now considered that vibratory massage is the latest and most successful treatment for arousing a sluggish or enfeebled body. As a beautifier a Rex Vibrator is an absolute necessity, as it eradicates without blemishes crows' feet, and produces a fresh clear complexion so much desired.

Rev. W. C. Vincent writes:

"I have used the Vibrator for three months and find it invaluable as a nerve-tonic and strengthener. I could also give you many testimonies from others in regard to its benefits in intestinal, nervous, and liver troubles."

WINNIPEG AGENCY :

**R. A. GILLESPIE** Phone Garry 2330

347 NOTRE DAME AVE., WINNIPEG

### **Blackheads**

To cure blackheads make an ointment of one ounce of soap liniment and one ounce of ether; mix. At night scrub the face thoroughly with hot water, using a complexion or other soft brush. After wiping apply the mixture to each of the spots and let it remain over night. Wash off in the morning with hot water. Continue until the spots have disappeared. Then twice a week wash the face with this mixture, removing the liquid at once by rinsing with clear water. If there are large pores, wipe over each with a little alcohol. For pimples that frequently appear with blackheads, make an ointment of two grams of beta naphthol, twenty grains of sulphur precipitate and twenty grams of potash soap. Rub over the pimples at night. This may be used at the same time as the blackhead mixture.

### **Freckle Lotion**

Two drams oxide of zinc, one-quarter dram subiodide of bismuth, one and three-quarters drams of dextrin, one and one-half drams of glycerine. Spread the paste over the freckles at night before going to bed. In the morning remove what remains with a little powdered borax and almond oil.

### **Harmless Rouge**

Carmine, one-quarter dram; sweet almond oil, one-half dram; powdered magnesia, one ounce. To mix, mingle the carmine and powder, and then slowly work into the oil. The preparation should be forced through coarse muslin several times, pressing out the lumps. It will be in powder form, the oil being absorbed.

### **Face Powder for Brunettes**

Lycopodium powder, ten grains; talcum powder, ten grams; powdered tannin, two and one-half grams; boracic acid, two and one-half grams; essence of violet, five drops. If desired tinted, one grain of carmine may be added. To mix, mingle the powders and slowly work into the essence. Strain six times through coarse muslin, forcing the lumps through.

### **Eyebrow and Lash Tonic**

Red vaseline, five grams; boric acid, ten centigrams. Make into a smooth paste, and massage into the brow at night, also rubbing lightly over the lashes at the roots.

---

## **AIDS TO THE INJURED**

### **Family Medicine Chest**

The following are a few of the many articles which should be in every household in case of emergency—especially if a doctor is not to be obtained immediately: Absorbent cotton, bandages of convenient length and width of old cotton (which every housekeeper has if carefully saved), old linen handkerchiefs, pieces of soft flannel, prepared mustard leaves, adhesive plasters, arnica, pure vaseline, collodion, witch-hazel, ammonia, borax, ipecac, spirits of camphor, aconite No. 3 labeled "Poison." No. 2 is invaluable in the household if administered carefully in fever, ten drops in a glass of water; dose, one teaspoonful each hour. Pure wine, whisky, or brandy, if the occasion requires.

## THE REAL HOME-KEEPER

---

The hot water bags are indispensable, and can be obtained at slight cost. One per cent. solution of carbolic acid is very useful (also a deadly poison) in cases of injury, because of its cleansing qualities. If a cut is to be treated, the wound should be cleansed in clear tepid water, then rinsed with the carbolic solution, then painted with collodion, which stanches the blood and serves as a varnish to keep out air and any dirt.

The solution of carbolic above mentioned is excellent for burns; saturate the cotton and put on to the afflicted spot, bandage and keep wet.

Trifling injuries, whether cuts or tears, should be gently cleansed with luke-warm water poured over the wound, then replace the skin or tissue, and lay a clean white cloth, soaked in laudanum, peroxide of hydrogen, alcohol or water, over the injured part and loosely bind on.

A cloth dipped in cold water, or a key, placed on the nape of the neck, or a teaspoonful of salt in a cupful of water or vinegar snuffed up the nose, rarely fails to stop the bleeding. Also, brown paper dipped in vinegar and placed on the nape of the neck will stop bleeding from the nose.

### Burns and Scalds

Dust the parts with bicarbonate of soda, or wet with water in which as much of the soda has been placed as can be dissolved. When the burns are so severe that the skin and blisters are raised, open the blisters at one side and swathe the parts with soft linen anointed with simple serate or saturated with sweet oil, castor oil or equal parts of linseed oil and lime water. Burns from acids should be well washed with vinegar and water.

### Choking

If possible remove the offending substances at once with the fingers, or with blunt scissors used as forceps, or a loop of small wire bent like a hairpin. It may be possible to dislodge it by blowing strongly in the ear, or by causing the patient to vomit by tickling the throat. In a child these efforts may be aided by holding it up by the legs.

### Cholera Morbus

Give thirty drops of laudanum or two or three teaspoons of paregoric to an adult, or proportionate doses for children. Also supply over the stomach a mustard plaster or cloths wrung out of hot water and turpentine and frequently changed.

### Cramps

A cold application to the bare feet, such as iron, water, rock, earth or ice, when it can be had, is an excellent remedy for cramp. If the patient be seized in the upper part of the body, apply the remedy to the hands.

### Croup

Croup attacks children at night and is distinguished by a peculiar resonant, barking sound. Hoarseness is one of the earliest symptoms. Apply hot water to the throat for fifteen or twenty minutes with a sponge or soft cloth, and give powdered alum mixed in syrup, in half teaspoon doses, repeated every twenty minutes, until vomiting takes place. Keep the child warm, so that sweating may be induced, and strive to allay its excitement or fear.

## THE REAL HOME-KEEPER

---

### Colic

May be treated as above, with the addition of an emetic or purgative, or both if due to undigested food.

### Convulsions in Children

When these are brought on by indigestion, place the child in a warm bath immediately, give warm water or a lobelia emetic, rub the skin briskly, etc., to get up an action. In brain disease the warm water is equally useful. In fact, unless the fit is constitutional, the warm bath will relieve the patient by drawing the blood to the surface.

### Diarrhoea

In sudden attacks of diarrhoea a large cup of strong, hot tea, with sugar and milk, will frequently bring the system to a healthy state.

### Earache

If a living insect is in the ear, turn the head to the opposite side and fill the ear with tepid water, oil or glycerine, and it will soon come to the surface. A bright light thrown into the ear will also often succeed in bringing it out. Any body that will not swell when moistened with water may probably be removed by syringing the ear thoroughly, with the face held downward. None but the very gentlest probing of the ear should be attempted by any one but a physician. Ear-aches may often be relieved by using hot drinks, and a hot hop poultice over the affected ear.

### Eye

Dirt in the eye may be washed out by squeezing from a sponge a small stream of tepid water. To wash lime from the eye use tepid water moderately acidulated with vinegar or lemon juice. Cinders and other small particles may be removed generally by touching them with a soft silk or linen handkerchief twisted to a point, or by using a loop of human hair. Metallic particles can be removed often best by the use of a magnet. To expose the eye more fully, the upper lid may be easily averted by lifting it by the lashes and pressing from above by a slender pencil or stick.

### To Save a Person on Fire

Seize a blanket from a bed, or a cloak, or a carpet, or any woolen material. Hold the corners as far apart as you can stretch them out higher than your head, and rush bodily on the person, throwing the fabric around the upper part of the body. This instantly smothers the fire and saves the face. The next instant throw the unfortunate person on the floor. This is an additional safety to the face and breast, and any remnant of flame can be put out more leisurely. The next instant immerse the burnt part in cold water, and all pain will cease with the rapidity of magic. Next get some common flour, remove from the water, and cover the burnt parts with an inch thickness of flour; if possible put the patient in bed, and do all that you can to soothe until the physician arrives. Let the flour remain until it falls off itself, when a new skin will be found, and unless the burns are deep, no other application will be needed.



### Hemorrhages

In hemorrhage from an artery the blood is bright red, and spurts or jets out from a cut. To stop it make compression between the wound and the heart. In venous hemorrhage the blood is dark in color and flows in a steady stream. To stop it make compression on the side of the wound away from the heart. Hemorrhage from the lungs is bright red and frothy, while that from the stomach is of dark color. To make thorough compression of a blood vessel, knot a large handkerchief in the middle, place the knot over the line of the vessel, tie the ends firmly around the limb, thrust a short stick beneath and twist by turning the stick like you turn an auger.

### Ivy Poisoning or Poison Oak

Treated by the application of cloths saturated with sugar-of-lead water, or with solution of bicarbonate of soda in water. Hot water applications will give instant relief.

### Nausea and Vomiting

First cleanse the stomach by giving large draughts of warm water, and then give small pieces of ice, a tablespoonful of lime water, or a half teaspoonful of aromatic spirits of ammonia, or a small quantity of magnesia or baking soda, and, if necessary, place a mustard plaster over the pit of the stomach.

### Poisons and Their Antidotes

When poisonous substances have been taken into the stomach, the first move is to cause their ejection by vomiting, or neutralization by proper antidotes. Our first step, however, should always be to get rid of as much of the poison as possible by vomiting—riddance is always preferred to neutralization—but that which remains must be rendered inert by proper antidotes. Vomiting should be produced by the simplest means when they are sufficient, such as tickling the throat with the finger or with a feather, or by drinking lukewarm water, salt and water, or mustard and water, but when these means are insufficient we should at once resort to one of those emetics which is most powerful and speedy in its operation, as tartar emetic, sulphate of copper, or sulphate of zinc. When vomiting has been excited, it should be continued by copious draughts of warm water, or by tickling the throat with the finger or a feather until the poisonous substances are ejected. In cases where vomiting cannot be produced, the stomach pump must be used by skilled hands, especially in arsenical or narcotic poisons. When as much of the poison as possible has been gotten rid of by vomiting, the following antidotes will be found the most simple and reliable; acids are neutralized by alkalis, such as very thick soap suds of soap and milk, chalk, soda, lime water, magnesia, or saleratus. In cases of poisoning from sulphuric acid do not use soap suds or lime water; for nitric or oxalic acid use magnesia and lime, and for prussic acid use dilute ammonia and electricity. Alkalis are neutralized by acids, the vegetable acids, vinegar, or oils in large quantities. Opium and other narcotics are neutralized by strong coffee and frequent doses of aqua ammonia, following and during frequent powerful emetics, and for the spasms of strychnia use chloroform, or ether and electricity. Motion and heat must be obtained in poisonings of this character.

## THE REAL HOME-KEEPER

---

Arsenic is probably the most difficult poison to antidote successfully of any we have to contend with; hydrated peroxide of iron in tablespoonful doses every ten minutes until relief is obtained is relied upon by the profession oftener than any other treatment. This preparation, as well as any others named under poisons, can be procured at any druggist.

When poisoned by bismuth, copper and their compounds, mercury, tin, zinc, and their salts, and creosote, use albumen in some form, as the white of eggs, sweet milk, strong coffee, and mucilaginous drinks.

For lead and its salt, use epsom salts, glauber salts, dilute sulphuric acid or even lemonade, in mild cases.

For iodine use starch, wheat flour or arrowroot beaten up in warm water.

For gases use dilute ammonia, electricity and friction.

In poisoning from animals, but little or no benefit is derived from vomiting, but we should at once resort to antidotes and often to the actual cautery.

For the bite of a mad dog the actual cautery should instantly be applied to the wound and large doses of zinc, or muriate of iron, given for several days.

For serpents' stings apply the actual cautery immediately and give sufficient whisky or brandy to produce intoxication. For insect poison apply iodine, or hartshorn and oil, to the part and give stimulants for a day or two.

### Sore Throat

Gargle with warm water or alum in sage tea, and drink often and freely of flaxseed tea.

Flaxseed tea should be made by pouring a pint of boiling water on one or two tablespoonfuls of whole flaxseed and stirring it up for a few minutes. The flaxseed should not be boiled, as that would bring out the oil, which is too heavy for the stomach. It is only the mucilage from the outside of the seeds that is useful. Chlorate of potash, an ounce in a pint of hot water, makes a very good gargle for a simple or ulcerated sore throat. It is nearly tasteless, and not being at all offensive to take, is well adapted to children. A stronger gargle is: Take of very strong sage tea half a pint, strained honey, common salt and strong vinegar, of each two tablespoonfuls; use one teaspoonful of pulverized cayenne pepper, steeping the cayenne with the sage. Strain, mix and bottle for use, gargling from four to a dozen times daily, according to the severity of the case. To smoke dry mullen in an ordinary but new clay pipe has been found very beneficial where there is a tickling in the throat or hacking cough or other irritation.

For **Burns** nothing excels linseed oil and lime water. Dip cotton in the lotion and apply to burn and bandage.

For **Backache** and pain in the chest the Belladonna and Capsicum plaster is the best and can be obtained at all drug stores.

---

To clean carved ivory articles.—The beauty of carved ivory articles is frequently spoiled on account of dust which collects in the interstices, so those who possess them will be pleased to hear of an excellent method of cleaning the ivory effectually. A paste should be made of sawdust, water and a few drops of lemon juice. This paste should be applied thickly all over the carving, and be permitted to dry on. When finally brushed off with a soft, firm brush, the preparation will be found to have left the ivory pure and white once more.

## Emmanuel Baptist Church

S.E. Corner Sargent and Furby Streets

REV. S. J. ARTHUR, D.D. - - PASTOR

Residence, 768 Victor Street

Phone Garry 917

### Sunday Services

11 a.m. and 7 p.m. - - - Public Worship

3 p.m. - Bible School and Adult Bible Class

### Week Evening Services

Monday at 8 p.m. - - - Young People

Wednesday at 8 p.m. - - - Prayer and Praise

SEATS FREE

A WELCOME FOR ALL

## WHY LOOK SEEDY?

We Make Your Clothes Look Like New

ALL HIGH-CLASS CLEANING, PRESSING  
AND REPAIRING IS TAKEN TO

## The Maple Leaf Renovating Co.

94 Albert Street

Phone Garry 370

Goods called for and delivered in all parts of the city

THE MAPLE LEAF RENOVATING CO.

### THE CARE OF THE TEETH

There is no part of the human anatomy which requires more attention or which is of more vital importance to the health and comfort of the individual than that of the teeth.

The teeth have many functions: first in importance is mastication; second, assistance in articulation of words; third, that of giving beauty and expression to the face.

Mastication.—This is the cardinal function of the teeth. The crushing of food is not the only end accomplished in mastication, but during the process the glands situated in and about the mouth secrete large quantities of saliva, in which is a ferment which is necessary in the first stage of digestion. If the teeth are unhealthy there will be a tendency to select soft foods which require little or no mastication. In such cases the food will not be incorporated with the normal quantity of saliva which is required in digestion; the result will be faulty digestion, tainted breath, headache, and many other ill effects may follow.

### Tooth Decay and its Cause

Dental caries is a disintegration or breaking down of the tooth tissue, resulting from action of certain species of micro-organisms. Decay goes on persistently, more rapidly in some mouths than in others, according to the condition of the secretions, the general health and the care taken in cleansing the mouth and the teeth.

Neglect of proper cleanliness of the mouth is one of the chief causes of tooth destruction, as well as of other diseases.

Each germ disease, whether it be decay of the teeth, tuberculosis, or any other, is the result of specific forms of bacteria. The warmth, moisture and presence of food in the mouth make it a desirable habitat for the growth of germs. In almost any mouth in which there are decayed teeth there may be present the germs of many diseases, such as diphtheria, typhoid fever, cholera, pneumonia, tuberculosis etc.; and, strange to say, that people who have such pretty mouths will demand pure, clean foods to masticate in a cesspool of disease; surely the best results could not be expected under these conditions.

### Prevention of Decay

Absolute cleanliness is the best known preventive of dental caries (tooth decay).

The best means of cleansing the mouth and teeth, other than by mastication, is by the intelligent use of a good tooth-brush, together with plenty of moderately cold, pure water. The head of an ideal tooth-brush should not be more than one and one-half inches long, or wider than one-third of an inch.

There is a right and a wrong way of using a tooth-brush, and most people employ the latter method. The old see-saw manner of using the brush is a very poor one. The motion should be a vertical one in line with the long axes of the teeth and used with a rotating movement, which will allow the bristles to pass in between the teeth, displacing any particles of food which may be lodged there. As it is generally impossible for the average person to keep their own teeth perfectly clean, they should consult their dentist at least once every three months.

# DENTIST

DOCTOR T. G. MOXNES,  
LDS., DDS. DMT.



Gold Medal and Diploma in Brussels in 1910  
A. D. for bridge-work and other dental work.

Painless Method used in all our work.

Local and General Anesthetics given.

X-Ray used for Diagnosis.

SPECIALTY—Treatment of Loose Teeth  
(RIGG'S DISEASE)

Office hours:—9 A.M. to 8.30 P.M.

620½ MAIN STREET

Entrance on Logan Ave.

Phone 3030 Garry

### CARE OF THE EYES

Sight is the most inestimable of all blessings; blindness the most woeful of all afflictions. This being so you will readily concede the great importance of your eyes as a part of your animal organism. A momentary realization of your helplessness without them will aid you to a juster appreciation of their worth.

As an essential, then, of a happy existence, do you give your eyes attention in proportion to their importance? Do you care for them as their delicacy demands?

Most people—you included, perhaps—are extremely negligent in regard to their eyes, and very culpably so in regard to their children's. This is because the public generally have literally no idea of the number and variety of eye defects. They know in a general way of near sight, far sight, old sight, squint, etc., and many with one or other of these defects foolishly think it is only necessary for them to pick out at random from a number of spectacles a pair that suits. Alas, many of the glasses selected in this way, that seem to suit exactly, prove most injurious and cause permanent injury.

The fact is, that optical defects occur in such varying degree and in so many combinations, that only the competent eye specialist with a complete eye-testing equipment, such as an optometrist possesses, is qualified to discover the exact nature and degree of the trouble and properly correct it.

### Signs of Failing Vision

Eye defects manifest themselves in various ways. Persons with normal eyes see to read with greatest distinctness when they hold the book from twelve to fourteen inches from the face. If, in reading, you find it necessary to hold the book much nearer to the face or much further from it than the normal twelve or fourteen inches, or if you see only indistinctly whatever the position of the book, then you should at once consult an optometrist, as you also should when you notice any of the following symptoms:

When your eyes tire and when you cannot continue for any length of time to regard small objects, as in reading.

When you involuntarily frown or partly close the eyes when looking at an object.

When things "swim" or become dim after being looked at for some time.

When the eyes ache, smart or water, when your eyelids get inflamed often, or when you have pain in the eyeball, orbit, temples or forehead.

When you have any nervous derangement that you cannot otherwise account for.

### Always Go to a Competent Optometrist

Never select glasses for yourself, and never purchase glasses from a peddling spectacle-seller.

The stock of such spectacle sellers is as defective as their knowledge of optics. The lenses are carelessly ground, and the lens in one eye is frequently different from the lens in the other eye. Wearing them will soon result in pain in the eyes and injury to the sight.



AN INSIGHT  
INTO  
GOOD  
OPTICAL  
GOODS  
FOR  
OUR  
OF  
SIGHT  
EYES.

## If You Need Glasses

we will test your eyes  
and fit you with lenses  
which are adapted to  
meet the necessity of  
your particular case.

**NORMAN H. NEILL**

**Optometrist**

290 SMITH STREET

WINNIPEG

PHONE M. 6571

We grind all our own lenses. Try us when you want  
a lens in a hurry

## The World's Finest Writing Machine

The New "15 Jewel" No. 5  
L. C. Smith & Bros.' Typewriter

(Ball Bearing—Long Wearing)

FLAWLESS IN CONSTRUCTION

SWIFT, SILENT, DURABLE

A SUPERB WORKER

We also sell rebuilt and second-hand  
Typewriters from \$15.00 upwards. Ca bon  
Paper, Note Books, Ribbons, etc. Rent  
and repair all kinds of machines at reason-  
able figures.



**THE SMITH VISIBLE TYPEWRITER COMPANY LIMITED**

PHONE GARRY 4975

PHOENIX BLOCK

## THE REAL HOME-KEEPER

---

Then there is frequently the condition of unequal vision—that is, your eyes may differ in focus and each may require a different, specially prescribed lens. In such cases similar lenses such as you would select for yourself or a pedlar would give you, must of necessity prove injurious to one or other of the eyes.

### Pointers for Spectacle Wearers

It is just as important to have correctly fitting frames as correctly ground lenses.

It is essential to good vision that the centre of the glasses comes exactly opposite the pupils of the eyes, and with ill fitting frames this most important essential may be absent.

The spectacles should not be too wide or too narrow for the eyes, as in either case they have a tendency to produce double vision.

The bridge should fit the nose so well that wobbling would be impossible. Such wobbling puts both lenses out of centre.

Never keep a pair of glasses for reading on the face a moment longer than you are looking at some near object.

### How to Preserve Sight

The proper reading distance is twelve to fourteen inches from the eye.

Always turn your back to the source of light when reading, or let the light fall over the left shoulder, so that the light may fall on the book or paper instead of coming into the eyes.

Never read or permit your children to read with an imperfect light. Short sight is often produced in this way, especially in young people.

Never read in railroad trains when they are in motion. If necessary to do so, it is somewhat of a help to hold a card under each line, moving the card down as you read.

Never read when the body is exhausted, and read but little when recovering from an illness.

Do not sleep in a bed so placed that the eyes are opposite to a window and never read when lying in bed.

Ladies should avoid the use of very thick dotted veils, and they should not do needlework with dark material by artificial light.

---

## HOW TO BAKE BREAD

White bread is made from a mixture of flour, liquid and yeast. The most nutritious bread is made from patent flours. The liquid used may be pure water, scalded milk, or a combination of the two. The yeast is a fungus, and in the process of feeding and growing produces a gas which we depend upon for raising the dough. The conditions for growth are moisture, even temperature, food and air. The temperature best suited for yeast growth is 86 degrees Fahrenheit. Sugar is added to dough to give yeast an easy method of obtaining its food. The yeast attacks the sugar first, then the starch, and lastly the nitrogenous matter; therefore avoid processes of bread making requiring long hours and many risings. Two risings



## THE REAL HOME-KEEPER

---

are quite enough if ingredients are carefully blended. The purpose of the first kneading is to thoroughly distribute the yeast; the purpose of the second kneading is to break up the bubbles and to distribute the gas evenly throughout the dough. If the dough is too light the bread will be full of large holes.

### To Knead

Push the dough with palm, curving the fingers to keep the ball from flattening too much. With every push turn the dough one quarter way round and fold over. Do not make it too stiff. A soft dough makes a tender bread, and one that will keep better than a stiff one. Knead until the dough has a silky smoothness, is full of blisters and does not stick to the hands or bowl (about twenty minutes).

### To Bake Bread

The best pan for baking bread is made from Russia iron. It should be four inches deep, four and one-half inches wide, and ten inches long. A new baking pan should always be baked blue in the oven before it is used. Bread should be baked in a hot oven. Use one and one-half pounds of dough to a loaf. The loaf should continue rising for the first fifteen minutes, when it should begin to brown and continue browning for the next twenty minutes. Reduce the heat and finish baking in fifteen minutes. Bread is done when it leaves the sides of the pan. When done remove from pans, lay on a rack, brush over with melted butter if you wish a soft crust. Biscuits require more heat than bread. The time required for baking is from fifteen to twenty minutes. The rolls should continue rising the first five minutes, and brown in the next eight minutes. A shallow pan of boiling water placed in the oven under the loaves causes loaves to rise better and produces a more tender crust.

### Care of Bread

Bread boxes should be thoroughly washed, scalded and dried over the range before each new baking. When once dried do not leave open, to expose it to germs in the air. Keep dry, old rolls and pieces of bread in an earthen crock. This bread should be ground or rolled and used for crumbling, escallops, etc.

### Water Bread

One quart boiled water, one yeast cake dissolved in one-fourth cup lukewarm water, one teaspoon salt, one tablespoon lard, one tablespoon sugar, three quarts sifted flour.

Put salt, sugar and lard in bread raiser, scald with boiling water. When lukewarm add dissolved yeast cake; mix in the flour slowly, beating constantly and thoroughly. When the dough is sufficiently thick to knead, sprinkle the moulding board lightly with flour and turn dough onto it. Knead, cutting often with a case knife to more thoroughly distribute the yeast. Knead until dough ceases to stick and is smooth and elastic to the touch. Return to bread raiser or to greased bowl, cover and let rise over night, at a temperature of 76 degrees Fahrenheit. In the morning cut down, and let rise forty-five minutes to one-half its bulk, turn out on moulding board, divide into four parts and shape into loaves; place in pans and cover with clean cloth, and let rise until they double their bulk (one hour). Bake for fifty minutes in a moderate oven.

## THE REAL HOME-KEEPER

Bread set over night should be prepared late, and moulded into pans early in the morning in order to obtain the best results.

When dividing the dough for baking, reserve one-quarter for breakfast rolls. Put dough into a sheet three-quarters of an inch thick, cut with biscuit cutter, brush over with melted butter; fold each biscuit through the centre and pinch edges together firmly. Let rise to double their bulk and bake in a hot oven from twenty to twenty-five minutes. The amount of yeast should vary with season. In warm weather use one-half this quantity.

### Nut Bread

One cup sugar, one egg, one and one-quarter cup of milk, four cups of flour, four teaspoonfuls of baking powder, one and one-half cups of nuts.

First mix sugar and egg in a bowl. Measure and sieve your flour. Add baking powder to flour. Then alternate in adding the milk and flour to the sugar and egg. After these are mixed, add the nuts. Either English walnuts or the plain American walnuts can be used. The nuts can be ground by putting them through a meat chopper or by rolling them on the bread board by using the roller pin.

After all your ingredients are well mixed, put the latter in two pans. The pans must first be well greased with lard. Bread pans are preferable. Let the bread rise for twenty minutes. Then put in a moderate oven to bake. Bake for forty minutes.

The nut bread has supplied a long felt need, for upon all sides we have been constantly hearing the complaints of people who wish to eliminate such rich refreshments served at pink teas and bridge parties.

What to give at an afternoon affair instead of the inevitable ice cream has been a problem.

Nut bread, which can be used instead of rich pastries has helped solve the solution. A fruit salad and nut bread can be served and one woman reasoned that this is the same as the salad course of dinner, which we all agree is the most sensible of all the courses. When the bread is served, it is cut in very thin slices and plentifully buttered. A good plan is to butter the bread before cutting the slices from the loaf. This is delicious served with any salad.

### Banana Salad

A banana salad can be made very easily. Skin the banana, put on lettuce leaves and cover with peanut butter, then put over this, mayonnaise dressing. The dainty romaine lettuce can be used or any other fresh lettuce.

The bread is also good when served with a simple fruit sherbet—or is equally enjoyed when put on the family table at meals.

Another fruit salad is made of chopped celery as the main ingredient and mixing sliced apples and bananas and white grapes. This is also served with mayonnaise salad dressing. Always remove the seeds of the white grapes before serving. Either of these salads or any salad in fact served with the nut bread will be found a most satisfactory refreshment for an afternoon affair or any gathering of people where light refreshments are served.

# THE NAME "DUBOIS"

IS SUFFICIENT GUARANTEE FOR  
THE MOST PARTICULAR WORK

OUR  
TRADE MARK



FORMERLY  
OF TORONTO

Those finer fabrics that you are so particular about, be they wearing apparel or house draperies, send them to us and you will be agreeably surprised with the perfect results obtained in our handling of your work.

Ostrich Feathers, Paradise, Osprey, Boas and  
Stoles Cleaned, Dyed and Curled

The ordinary dyers are not equipped for this class of work. We are specialists in this line. Our workmanship is flawless.—"Perfection"

Kid Gloves, Evening Slippers and Gowns Cleaned  
House Draperies, Ladies' and Gentlemen's  
Wearing Apparel Cleaned, Dyed  
and Pressed

"There is no order too large for our capacity, nor too small for our careful attention"

—  
Try us with your first order.—PHONE MAIN 3450  
—

276 Hargrave St. "DUBOIS" Opposite Eaton's

NOTE—Out of town patrons write for information regarding our Mail Order System.

**SPECIAL RECIPES**

**BREAKFAST DISHES**

**Cereal With Fruit**

Mix three-fourths cup cream of wheat with one teaspoon salt and three-quarters cup cold water; add two cups boiling water, boil five minutes, then steam in double boiler thirty minutes; stir in one-half pound of dates, stoned and cut in pieces; serve with cream and sugar.

**Foamy Omelet**

Four eggs, one-half teaspoon salt, few grains pepper, four teaspoons hot water, one teaspoon butter. Beat yolks until thick and lemon colored; add pepper, salt and hot water; beat whites stiff and dry, cutting and folding them into first mixture. Butter omelet pan; turn out on hot platter.

**Broiled Mackerel**

Split fish, clean and remove head and tail, wipe as dry as possible, sprinkle with salt and pepper and place in well greased wire broiler. First broil on flesh side, then turn and broil on skin side, just long enough to make skin brown and crisp.

**Tomato Omelet**

Beat four eggs without separating until well mixed, add one-half cup of chopped tomato, one-half teaspoon salt and a dash of cayenne. Put a teaspoon of butter in an omelet pan; when hot add egg mixture; shake until set; fold and turn the omelet out on a hot platter.

**Hamburg Steaks**

Chop finely one pound lean raw beef; season highly with salt, pepper and one-half an onion finely chopped. Shape into small flat cakes, and broil in a greased broiler or frying pan. Spread with butter or serve with tomato sauce. A few gratings of nutmeg or one egg slightly beaten may be added.

**French Fried Potatoes**

Wash and pare small potatoes, cut in eighths lengthwise and soak one-half hour in cold water. Take from water, dry between towels and fry in deep fat. Drain on brown paper and sprinkle with salt.

**Corn Beef Hash**

Remove skin and gristle from cooked corn beef, then chop the meat; to chopped meat add equal quantity of cold boiled chopped potatoes; season with salt and pepper, put into hot buttered frying-pan, moisten with milk, stir until well mixed, spread evenly, place on middle of range to brown slowly underneath, turn out and fold on a hot platter. Garnish with parsley.

**Codfish Balls**

Wash one cup salt codfish in cold water, pick in small pieces, wash, pare and soak two heaping cups of potatoes; cook fish and potatoes in boiling water to cover until potatoes are soft; drain through strainer, return to kettle in which they were

# LUMBER

SASH — DOORS

INTERIOR FINISH

For the Home you are going to build

No order too large or too small  
to receive our prompt attention

---

---

We go anywhere for business

---

---

The Empire Sash and Door Co.

LIMITED

HENRY AVE. EAST

Phone M. 2510

WINNIPEG  
MANITOBA

## THE REAL HOME-KEEPER

---

cooked, mash thoroughly; add one-half teaspoon butter, one egg well beaten, one-eighth teaspoon pepper, salt if necessary. Take up by spoonfuls, put in frying basket, fry one minute in deep fat, allowing six fish balls to one frying. Drain on brown paper.

### Scrambled Eggs With Mushrooms on Toast

Melt three tablespoons butter in a saucepan; add to this four eggs lightly beaten, two tablespoons finely chopped mushrooms, pepper and salt to taste. Stir this over the fire till it begins to thicken, then take it off the fire and continue stirring till of the consistency of thick custard. Pour it on squares of buttered toast and serve.

### Rich Corn Cake

Mix and sift one cup cornmeal, one cup white flour, three teaspoons baking powder, one-quarter cup of sugar, one-half teaspoon salt; add one cup milk gradually, two eggs well beaten and one-quarter cup of melted butter. Bake in buttered shallow pan in hot oven.

### Hominy Waffles

To one and one-half cup of freshly boiled hominy add three yolks beaten light, two cups of milk, one teaspoon of salt and two cups of flour sifted with two teaspoons of baking powder; add the three egg whites beaten stiff, and bake in waffle irons. Serve with maple syrup, maple sugar or powdered cinnamon. This sounds like a large amount, but as waffles are generally acceptable, there will not be too much for a family of five or six. These are also delicious for luncheon.

### Oatmeal Muffins

Sift one and one-half cups of flour, four teaspoons of baking powder, one-half teaspoon of sugar, then add one cup of cooked oatmeal mixed with one-half cup of milk; add two tablespoons of butter or clarified fat and two egg yolks well beaten. Then fold in the two stiffly beaten whites. Bake in a hot oven, in well-buttered muffin tins.

### Breakfast Rolls

Use one and one-half pounds of bread dough when ready to shape into loaves. Make a long, even roll and cut into twelfths. Shape with thumb and fingers into round balls; set in an 11x16-inch pan if liked without crust, or two inches apart on a sheet if wanted crusty. Brush with butter; cover closely and let rise slowly for thirty or forty minutes. Then raise the temperature slightly for another half hour. They should more than double their bulk. Bake in a quick oven twenty to twenty-five minutes.

## DINNER DISHES

### Broiled Chicken

Singe, wipe and with a sharp pointed knife, beginning at the back of the neck, make a cut through the backbone the entire length of the bird. Lay open the bird and remove contents from inside. Cut out rib bones, remove breastbone, then cut through tendons at joints. Sprinkle with salt and pepper and place in a well-greased broiler. Broil twenty minutes over a clear fire. The flesh side must be exposed to the fire the greater part of the time. Remove to a hot platter, spread with butter and sprinkle with salt and pepper.

---

Your Lumber Requirements—See page 201

# J. E. FORD & CO.

Upholsterers, Carpet Cleaners and Cabinet Makers

We operate  
the most  
modern  
Carpet  
Cleaning  
Works  
in the City.

—  
Furniture  
Repairing  
and  
Polishing

WE Carry a full line of up-  
holstered Furniture and  
Coverings. See our line of  
Wicker Furniture.

Detail upholstery to order.  
Furniture packing, shipping and  
storage by experienced men.

—  
J. E. FORD & CO.  
173 NASSAU STREET  
Phone Fort Rouge 330

The very  
latest  
patterns  
in  
Silks,  
Tapestries,  
Moquettes,  
Linsens and  
Cretonnes  
always  
in  
Stock

## Your Clothing

*Beggs & Kernaghan*

HIGH CLASS LADIES  
AND GENTS TAILORS

Is an index to your  
character, your  
business ability,  
your success in life.  
If you are **FIRST  
CLASS** you must  
give all the appear-  
ances of being so in  
your dress while  
doing business with  
business people.

We have the goods and **KNOW HOW** to cut, fit and make them up so  
that in looks and actual quality you will be the peer of any one in this  
city. Ladies' finest quality tailored suits—Gent's finest tailored suits.

STYLE AND FIT GUARANTEED

402 NOTRE DAME AVENUE, WINNIPEG

Phone Garry 3048

## THE REAL HOME-KEEPER

---

### Ragout of Beef

Cut one pound round steak in one-and-one-half inch pieces, cover with cold water and bring quickly to boiling point. Cook slowly two hours, or until tender. After cooking one hour add one-half cup each of carrots and turnips, and one onion cut in slices. Twenty minutes before serving add three medium-sized potatoes cut in quarters; season with salt and pepper; thicken with a smooth paste of flour and water, and brown with a very little caramel.

### Curry of Lamb or Mutton

Brown one teaspoon of minced onion and one teaspoon of curry powder in two teaspoons of butter; add flour and thoroughly brown. Add one teaspoon of chopped mint and two cups of cooked chopped lamb; stir for a minute in order to mix the seasoning thoroughly with the meat. Add two cups of stock, and cook until the sauce has thickened. Season and serve within a rice border.

### Fillet of Veal

Four pounds fillet of veal, one onion, one stalk celery or one-half teaspoon celery seed, a bunch of sweet herbs, one carrot, one turnip, one-quarter pound fat bacon, two sprigs parsley. Remove the bone from the fillet and fill the hollow with veal forcemeat; cut some even pieces of fat bacon one inch long, one-quarter inch square, and with these lard the fillet on the top; put in a saucepan the vegetables, cup up, also the herbs and parsley; lay the fillet on the top of this and pour round enough boiling water or stock to three parts cover it; add the juice of half a lemon, cover with buttered papers (see that the lid fits firmly), and simmer very gently two to two and a half hours; lift the fillet into a tin, pour round a little gravy, and put in a sharp oven for twenty minutes to take a nice brown; meanwhile reduce the gravy by boiling it fast with the lid off; dish the veal and strain over the gravy, and decorate the dish with cut lemon and forcemeat balls.

### Cannelon of Beef

Chop finely two pounds lean beef cut from round, add grated rind of one-half lemon, one teaspoon chopped parsley, one egg, one-half teaspoon onion juice, two tablespoons melted butter, few gratings of nutmeg, one teaspoon salt, one-quarter teaspoon pepper. Shape in a roll six inches long, wrap in buttered paper, place on rack in dripping and bake thirty minutes. Baste every five minutes with one-quarter cup butter melted in one-quarter cup of boiling water. Serve with mushroom sauce.

### Baked and Stuffed Fish

Clean fish, sprinkle with salt inside and out, stuff and sew; cut five diagonal gashes on each side of backbone and insert narrow strips of fat salt pork. Shape in skewers in form of letter S. Place on greased fish-sheet in dripping-pan, sprinkle with salt and pepper, brush over with melted butter and dredge with flour.

---

It will pay you to visit MARR'S STAR HOME BAKERY AND DELICATESSEN—See page 1



# ED. BISSETT

## Butcher

---

---

*The good housewife knows that a well managed table will help promote Hubby's natural good nature.*

**OUR MOTTO:** *Goods when you want them and as you want them.*

*All kinds of fresh meats, cooked meats.*

*Game in season.*

*All kinds of fish and poultry.*

*Oysters in Season.*

*Vegetables, Butter and Eggs.*

---

**AUTO DELIVERY TO ALL PARTS  
OF THE CITY**

---

**4 DELIVERIES DAILY**

---

---

# ED. BISSETT

**Stalls 2 and 4 City Market**

**GARRY 3144**

## THE REAL HOME-KEEPER

---

### Stuffing

One-half cup cracker crumbs, one-half cup stale bread crumbs, one-quarter cup melted butter, one-quarter teaspoon salt, one-eighth teaspoon pepper, few drops onion juice, one-quarter cup hot water.

### Potato Puffs

Take one cup of hot or cold mashed potatoes, two tablespoons of cream, one egg, two teaspoons of melted butter, salt and pepper to season; if potatoes are cold stir over the fire until hot, adding the yolk of one egg; take from the fire, add the white of the egg, well beaten; heap on greased baking dish or in gem pans; bake in a quick oven until a nice brown.

### Riced Potatoes

Wash and boil the potatoes in salted water and drain. To a pint of potatoes add a teaspoon of salt and a tablespoon of butter. Toss about by shaking the handle of the saucepan, and when dry and mealy pass the potatoes through a ricer or vegetable sieve to a heated serving-dish. Do not touch them afterwards, but if not quite ready to serve keep hot over boiling water.

### Pineapple Sponge

Cover one-fourth of a box of gelatine with one-fourth cup of cold water. Drain the syrup from one can of pineapple; measure and add if necessary to make one and one-half cup. Heat to the boiling point, take from fire, add the gelatine and stir until dissolved. Strain and set aside until it begins to thicken, then add one-half cup of thick cream whipped to a solid froth and the whites of two eggs beaten until stiff and dry. Stir carefully together, and when thick add one cup of pineapple cut into tiny bits. Turn into moulds previously wet with cold water and stand in a cold place until firm.

### Home-Made Charlotte Russe

Put a quarter of a box of gelatine into one-half pint of milk, and stand on the fire where it will be warm, not hot, stirring often till the gelatine is dissolved. Cool, and beat with an egg-beater till perfectly cold. Beat very stiff one pint of thick cream, using an egg-beater; add one-half cup of powdered sugar, flavor with vanilla, almond or sherry and fold into the milk; put into a mould and set on ice. Turn out when firm, and press halved lady-fingers all around.

### Raspberry and Currant Sherry

Boil one pound sugar in one quart of water for five minutes. When cold add one pint currant juice and one quart raspberries which have been mashed and strained; freeze, then add a meringue (i.e., white of egg beaten stiff with one tablespoon of sugar), which makes the mixture light and creamy. Serve in small tumblers or lemonade glasses.

### Caramel Pudding

Put one-half cup granulated sugar in a saucepan and stir constantly till melted to a syrup of a light-brown color; add one-half cup of milk. As soon as the sugar is melted in the milk, add one-half cup cornstarch and two tablespoons sugar

*To the Successful Housewife.*

## Who is to be Your Grocer ?

*Groceries are always the Most Important  
Item on Your Household Expense*

*Start Right - Phone Garry 4640, 4641, 4642  
St. Johns 446, 2268*

**The W. H. STONE CO. Ltd.**  
*("The House of Plenty")*

*can supply all your grocery wants. You simply can't  
beat our service. Quality always the best and the  
most reasonable prices.*

---

**WE WANT YOUR FIRST ORDER**

---

*Two Big Stores at Your Service*

*648 Main St. - Phone Garry 4640, 4641, 4642  
Atlantic and Main - Phone St. Johns 446 & 2268*

**The W. H. STONE CO. Ltd.**  
*"The House of Plenty"*

## THE REAL HOME-KEEPER

---

mixed to a smooth paste in one and one-half cups milk. Cook mixture three minutes, then pour into a pudding dish. Chill and serve with cream.

### Swedish Apple Cake

Make a thick, sweetened apple sauce. Fry stale breadcrumbs in butter. Put a layer of the crumbs in an earthen dish, cover with a layer of apple sauce, sprinkle sauce with cinnamon and repeat until dish is full. Have the last layer that of crumbs. Bake slowly. Turn out, and when cold garnish with whipped cream and serve.

### Celery, Nut and Egg Salad

Cut up the celery into one-inch pieces and slit each piece; rub dry on a towel, and put on ice; boil hard four eggs, cut in good-sized pieces, and prepare a small cup of English walnuts; make a good-sized cup of extra-stiff mayonnaise. Just before serving, mix lightly all the ingredients, add a little salt, and put into a salad bowl with celery leaves around the edge. Do not let it stand after adding the mayonnaise.

### Rhubarb and Nut Jelly

Stew the rhubarb till tender; put it into a mould with either almonds or English walnuts; strain the juice, add more sugar, if necessary, and sufficient gelatine; pour this over the rhubarb, and set away to grow firm.

### Mayonnaise Dressing

Success in making mayonnaise dressing generally depends upon all the ingredients being of the same temperature.

Two egg yolks, one teaspoon cayenne, one teaspoon salt, one teaspoon mustard, one tablespoon vinegar, one tablespoon lemon juice, one cup olive oil, one-quarter teaspoon paprika.

Mix salt, cayenne, mustard and paprika. Beat yolks well, and add to seasonings; beat until mixture is thick. Add olive oil drop by drop for the first four tablespoons, then more rapidly until oil is used, thinning as needed with lemon juice and vinegar.

### Fruit Salad

One-half pound almonds, four oranges, one can pineapple, three bananas, one-half cup French cherries, one cup of powdered sugar. Blanch the almonds and grate or chop very fine; pare and slice the oranges; cut pineapple into small dice; slice the bananas. Alternate the layers of fruit with the layers of sugar. Reserve the almonds for the top layer. Garnish with strawberries or other small, bright fruits; then add the following dressing and chill:

One-half cup lemon juice, two tablespoons sherry, two tablespoons Maraschino liquor.

## SUPPER DISHES

### Cheese Rarebit with Tomatoes

Cut enough fresh Canadian cheese into dice to make two cups; melt one tablespoon of butter in the chafing dish; add one-quarter cup of tomato pulp, one-quarter teaspoon of salt and a little red pepper. When this begins to boil add the

# QUALITY FURNITURE

At below wholesale price is what you will obtain if you will let us help you furnish your home.

We are located away up above the high rents, the biggest item the retail dealers have to contend with. We eliminate this and all other unnecessary expense and together with our giant BUYING POWER are able to sell at fully thirty to fifty per cent. below the average furniture dealer.

In purchasing we always take into consideration the one big factor, QUALITY. This word stands out above all others and you can always depend on every article you purchase from the CRESCENT HOME FURNISHERS to be made of the best material procurable and by fully experienced workmen, ensuring you a strictly dependable article.

Our line of *HOME FURNISHINGS* are complete in every detail, embracing the Newest Designs and latest improvements and GUARANTEED satisfactory in every respect.

Pay us a visit and let us help assist you in fitting up your new home. You will not be compelled to purchase but you will find our assistance will be of material interest and be the means of saving you considerable on your home furnishings.

A BEAUTIFUL FREE KITCHEN SET GIVEN TO EVERY PURCHASER

THIS QUARTERED OAK COMBINATION BUFFET

**\$46.<sup>75</sup>**

Full  
Quartered  
Oak  
54 in. Wide

10 x 22  
Mirror

Bent Glass  
Doors

Leaded  
Glass in  
Doors

Divided  
Cutlery  
Drawers

Swell Front

Two Linen  
Drawers

Regular \$60  
Value

See Our Nine-Piece Dining  
Room Set, all Solid Oak for

**\$52**

Our 3-Room Suite furnishes complete  
Bedroom, Living Room & Kitchen for

**\$110**



**\$46.<sup>75</sup>**

Golden or  
Fumed Oak  
Finish

Beautiful  
Colonial  
Design

Cross Banded  
Veneer  
Front and  
Posts

Heavy Plank  
Tops

Extension  
Table to  
match \$30

Dining Chairs  
to match  
5 Small 1  
Arm  
\$33.50

**Crescent Home Furnishers**  
179 BANNATYNE AVE. EAST - Phone M. 3415

Four doors East of Main. Take Elevator to Showroom  
LOOK FOR NUMBER AND CRESCENT ELECTRIC SIGNS

## THE REAL HOME-KEEPER

---

cheese and stir steadily until it is melted and smooth. Add three-quarters cup of cream beaten with one egg, mix as quickly as possible and pour over toasted bread. There may be some chance of the tomato and cream separating. It is usually wiser to add one-third teaspoon of soda dissolved in warm water before putting it in the chafing dish. Rapid stirring should prevent any separating.

### **Cream Chicken**

Make a white sauce by melting two tablespoons of butter in a saucepan; add two tablespoons flour, one-half teaspoon salt, a little pepper and celery salt; add one cup of milk, stirring constantly until it thickens, then add one and one-half cups cold cooked chicken and cook till chicken is heated.

### **Stuffed Eggs**

Boil six eggs hard and cut in halves. Remove the yolks carefully and mash fine with three tablespoons of cream or olive oil; add three tablespoons of forcemeat and one tablespoon of chopped mushrooms, or stuffed olives chopped fine. Season and mix well. Fill the whites with the mixture, being very careful not to break the edges. Smooth the tops, brush over with a little of the raw white of the egg and fit the halves together. Cover with the egg and breadcrumbs, mushroom or tomato sauce.

### **Salmon Croquettes**

Make a thick white sauce with two tablespoons each of butter and flour and one cup of milk; add sauce to one and three-quarters cups cold flaked salmon, then add one teaspoon lemon juice, salt and a few grains of cayenne; shape, dip in crumbs again, fry in deep fat, and drain on paper.

### **Jellied Chicken**

Dress, clean, and cut up fowl; put in a stew pan with two slices of onion, cover with boiling water, and cook slowly until meat falls from the bones. When half-cooked add one-half tablespoon of salt. Remove chicken, strain stock and remove fat. Decorate bottom of a mould with parsley and hard boiled eggs. Pack in meat freed from skin and bone and sprinkle with salt and pepper. Pour on stock and place mould under a heavy weight. Keep in cold place until firm. In summer it is necessary to add one teaspoon of gelatine to stock.

### **Tomato Toast**

Cook down till thick one-half can of tomatoes, with a pinch of cloves half a teaspoon of salt, a dash of cayenne, half an onion minced fine, and a teaspoon of minced parsley; have ready buttered toast without crust, and pour this over without straining.

### **Chicken Gumbo**

One chicken cut in pieces, one cup salt pork cubes, one-quarter cup onion, four quarts water, four tablespoons flour, salt, pepper, cayenne, one cup of cream, one quart green okra, one tablespoon chopped red pepper, one bay leaf, sprig of thyme, four tablespoons butter, one cup rice cooked, one clove, garlic. Cook salt pork in frying pan five minutes; add chicken, and saute of a golden-brown. Remove chicken; add onion, garlic, okra cut in slices, and saute one-half hour. Add

OUR OBJECT: To supply the Holy Scriptures  
to every man in his own mother tongue

## The Manitoba & Saskatchewan Bible Society

AUXILIARY OF THE BRITISH AND FOREIGN BIBLE  
SOCIETY AND OF THE CANADIAN BIBLE SOCIETY



BIBLE HOUSE, 184 Alexander Ave.

English Testaments from 3c up to \$2.25

English Bibles from 15c up to \$40.00

—  
SCRIPTURES SUPPLIED IN  
450 LANGUAGES

—  
THE BIBLE SOCIETY IS SUPPORTED BY  
VOLUNTARY CONTRIBUTIONS

## THE REAL HOME-KEEPER

---

to chicken and cover with boiling water. Add pepper and seasonings, and cook slowly until chicken is tender. Melt butter; add flour and cream; cook five minutes; add chicken mixture. Serve garnished with rice.

### Crabs in Red Peppers

Eight red peppers, one pint of crab meat, four tablespoons butter, four tablespoons of flour, one tablespoon onion, salt, pepper, paprika, mustard, cayenne, nutmeg, one cup cream. Parboil red peppers. Make a white sauce with butter, flour, cream and seasonings. Add crab meat. Fill peppers with crab mixture, cover with buttered and seasoned soft breadcrumbs, and bake until crumbs are brown.

### Oyster Soup

Clean and pick over one pint of oysters, remove liquor, add oysters slightly chopped, and heat slowly to boiling point; strain through cheese cloth; reheat liquor and thicken with two and one-half tablespoons butter and two tablespoons flour cooked together. Scald two cups of milk with a thin slice of onion, a stalk of celery, one blade mace, sprig of parsley, bit of bay leaf; remove seasonings; add to oyster liquor; season with salt and pepper.

### Cream of Pea Soup

Thoroughly cook one and one-half cups shelled peas. Brown one slice of onion in one tablespoon of butter; add the peas, one teaspoon of salt, two teaspoons of sugar, one sprig of mint and one-half of a bay leaf. Simmer twenty-five minutes or until sufficiently tender to press through a coarse sieve. Scald three cups of milk. Rub two tablespoons of butter and two tablespoons of flour together until smooth; add sufficient milk to the roux to make it liquid, stirring continually that it may be smooth, add this to the remainder of the milk. Stir occasionally until the milk thickens; add one cup of cream and the peas pressed through the sieve. Season to taste, using onion and celery extract if desired, although the browned onion will give that flavor. One-quarter cup of very finely-chopped almonds is an agreeable addition to all cream soups; and to the pea soup, a cupful of finely-shredded lettuce added five minutes before taking from the fire gives an additional flavor.

### Potato Salad

One quart cold cooked potatoes sliced, one cucumber sliced, one cup diced celery, two cups boiled dressing, one teaspoon salt, one-quarter teaspoon black pepper. Arrange in alternate layers the potatoes and cucumbers, sprinkled with seasoning. Add the dressing. Do not stir, but lift carefully with forks.


### Waldorf Salad

One cup sliced apples, one cup celery diced, one tablespoon lemon juice, one-half teaspoon salt, one-half cup walnut meats broken in pieces, one cup mayonnaise or boiled dressing. Mix lightly apples, celery and nuts, being careful not to crush the fruit; sprinkle with salt, and add dressing.



WHY SUFFER WITH BILIOUS SICK HEADACHE WHEN THE D. D. D. D.  
REMEDY WILL CURE YOU?

THE D. D. D. D. REMEDY CURES ALL FORMS OF STOMACH AND LIVER TROUBLE.



DR. DERMoux'S DIGESTIONAL DISCOVERY

The Greatest Blood and Nerve Tonic and Constitutional  
Remedy Known to Medical Science.

Guaranteed to Cure Weak Stomach, Billiousness,  
Sick Headache, Dyspepsia, Indigestion, Loss of  
Appetite, Constipation, Dropsy, Heart, Liver and  
Kidney Trouble, Rheumatism, Saltrheum, Eczema,  
Piles, Skin Disease, Female Weakness, Prevents  
Typhoid and Appendicitis.

**PURELY VEGETABLE** CONTAINS  
NO ALCOHOL

Directions—One Teaspoonful half hour before  
meals, children under ten years half the quan-  
tity, increase dose until fully relaxed.

ASK YOUR DRUGGIST FOR  
**D. D. D. D.**

Remedy or send to us direct. Satisfaction  
guaranteed or money refunded.

**PRICE \$1.00 PER BOTTLE**  
OF 24 OUNCES

---

The Proprietary or Patent Medicine Act, No. 2741

**The D.D.D.D. REMEDY Co.**  
MANUFACTURERS, WINNIPEG, MAN.  
WESTERN DISTRIBUTING OFFICE  
WINNIPEG, MANITOBA

IF YOU HAVE RHEUMATISM THE D. D. D. D. REMEDY IS GUARANTEED TO CURE YOU.

WHY WILL THE D. D. D. D. REMEDY CURE YOU OF SO MANY ILLS?  
Because it is the Greatest Constitutional Cleanser on earth.

## THE REAL HOME-KEEPER

---

### Shortcake No. 1

Two cups sifted flour, one-half teaspoon salt, two teaspoons baking powder, one-quarter cup butter, three-quarters cup milk, one egg. Mix and sift the dry ingredients four times; cut and rub in the butter, add the milk, lastly the beaten egg. Spread on a buttered biscuit tin and bake in a quick oven. Split apart at the edge, cooling five minutes; spread with softened butter and fill with fruit.

### Apple Dumplings

One-half No. 1, five or six tart apples, one-half cup water. Pare, core and quarter the apples; place in a two-quart granite pan with the water and let cook slowly while preparing the crust. Roll the crust out to exactly fit the pan, cut several gashes to let out the steam, lay it over the hot apples; cover with a deep pie plate, cook on the top of the stove for one-half hour; set the pan on a trivet, if necessary, to keep the apples from burning; then lift the cover and brown the crust in a hot oven. Invert on a large platter and serve with brown sugar sauce or hard sauce. This is excellent also steamed for forty minutes.

### Baking Powder Biscuits

One quart sifted flour, one teaspoon salt, three teaspoons baking powder, two tablespoons butter, two cups milk. Sift the dry ingredients together four times; cut and rub the butter into the mixture with the thumb and fingers, add the milk gradually, mixing and cutting through with a knife until the whole is a light, spongy mass. Turn on a well-floured board, roll lightly to one inch thick, cut with a biscuit cutter and bake in a hot oven from fifteen to twenty minutes. If two-inch cutter is used the rule will make eighteen biscuits.

### Apple Pancakes

Apple pancakes need three well-beaten eggs, one pint of milk, a half teaspoon of salt, two tablespoons of sugar, two teaspoons of baking powder, two tablespoons of melted shortening and sufficient sifted flour to make a thick drop batter. Into this one pint of finely chopped apple tart. Serve with plenty of butter and spiced sugar or with a hard sauce flavored with vanilla and nutmeg.

## BEVERAGES

### Cold Russian Tea

Put six teaspoons tea in teapot; fill pot with freshly boiled water; let stand two minutes, then pour off and add juice of one-half lemon and sugar to taste. Stand on ice till cold.

### Pineapple Lemonade

Make a syrup by boiling one cup sugar and one pint of water together for ten minutes; add one can of grated pineapple, juice of three lemons; cool, strain and add one quart of water.

### Iced Chocolate

Put one ounce of unsweetened chocolate into a saucepan and pour on it gradually one pint of boiling water, stirring all the time. Put the saucepan on the fire and



# THE REAL HOME-KEEPER

---

## DINNER MENUS

---

Tomato Soup  
Boiled Fowl, Egg Sauce      Mashed Potatoes  
Sliced Peaches  
Cake      Coffee

---

Potato Soup  
Roast Lamb, Mint Sauce, Green Peas  
Fruit Salad  
Coffee

---

Chicken Soup  
Baked Fillets of Fish      Cauliflower  
Cucumber Salad  
Peach Shortcake  
Iced Coffee

---

Curry of Lamb  
French Fried Potatoes  
Peas  
Sliced Tomatoes  
Fruit      Coffee

---

Chicken Croquettes  
Tomato Sauce  
Boiled Potatoes  
Ice Cream      Coffee

---

Vegetable Soup  
Veal Cutlets      Mashed Potatoes  
Creamed Carrots  
String Bean Salad  
Baked Apples      Coffee

# Modern Music and Musicians

Comprising

A choice collection of songs and instrumental selections for lovers of music who desire a supply of the finest musical compositions of all times and lands in permanent and handsome form. Contains enough music for a lifetime, all selected because of its excellence, and graded, classified, edited and indexed.

## Also a complete Reference Work on Music

A History of Music—Great Composers—Religious Music of the World—Vocal Music and Musicians—The Opera—History and Guide—The Theory of Music and Piano Technique—Dictionary of Music and Musicians

**CANADA** MANUFACTURING  
IMPORTING AND  
DISTRIBUTING **COMPANY LIMITED**  
322 DONALD STREET, WINNIPEG

# Ladies' Tailored Suits

We carry the largest assortment of exclusive cloths and employ the most experienced staff in Canada.

Suits from \$40.00 up.

We make a specialty of practical Suits, Coats and Skirts.

---

**LEE - - High-Class Ladies' Tailor**

334 SMITH ST.

PHONE MAIN 1138

## THE REAL HOME-KEEPER

---

### SUPPER MENUS

Codfish with Tomatoes

Beet Salad

Cake

Russian Tea

Corn Soup

Jellied Chicken

Bread and Butter Sandwiches

Tea

Salmon Souffle

Lettuce Sandwiches

Cake

Tea

Chicken Salad

Brown Bread and Butter

Sherbet Cake

Tea

---

### FRUITS AND NUTS AND CANDY

#### Fruits and Nuts

Fruit is especially wholesome, although not nutritious. The best time to eat fruit is in the morning. Most fruits are improved in flavor by being chilled.

A dish of different fruits attractively arranged makes a very acceptable centre piece.

#### To Prepare Fruit for the Table

Apples should be washed and wiped dry. Berries should be looked over very carefully and, if dirty, washed by putting in a colander and allowing cold water to run gently over them, or place the colander in a bowl of cold water and raise up and down several times, then drain thoroughly and chill before serving.

Cherries should be looked over, and served with their stems on.

Bananas should be wiped and chilled.

Currants should be washed and drained, and served on the stem.

Figs, if the dried ones, should be washed, drained and chilled.

Grape fruit should be cut in halves, the pulp loosened from the skin, and the pith cut out, then chilled; it may be served plain, or sugar and wine may be poured over it just before chilling. Serve one-half grape fruit to each person.

Our Specialty **HATS** Our Specialty

Most men are either too busy or a little indifferent to their personal appearance, and the many additions to their wardrobe are many times the result of the wives' loving forethought for hubby's success.

A New Tie or New Hat

will help tone up his whole dress. Of course you are anxious to have hubby look his best; your unspoken desire can be acquired at

**THE MEN'S STORE, LTD.** 566 MAIN STREET  
(cor. Pacific)

CLOTHING  
GENT'S FURNISHINGS, HATS AND CAPS

**R. HARDYMAN**  
**CHOCOLATES, ICE CREAM, ETC.**

We carry a complete assortment of the BEST MAKES of Chocolates and Bonbons in a wide variety of delicious flavors and blends and fruit centres in bulk and the latest creations in fancy boxes.

WEDDING CAKES AND ANNIVERSARY  
CAKES made to order in the latest designs.

ICE CREAM AND CREAM—FRESH DAILY.  
BREAD delivered to all parts of the city.

Phone Orders receive prompt attention

**R. HARDYMAN**

268 NASSAU STREET

PHONE FORT ROUGE 1021

## THE REAL HOME-KEEPER

---

Grapes should be washed if dirty, but the bloom is then lost; if picked on one's own vines, it may not be necessary to wash them; but when bought in the market it is better to wash, drain and chill them.

Peaches and plums should be wiped with a soft cloth, and chilled before serving.

Quinces are never served raw.

Strawberries are often served with their hulls on around a mound of sugar; but if they are to be served with sugar and cream, of course they must be hulled and chilled.

Oranges may be chilled and served in the natural state; or prepared the same as grape fruit, and one-half served to each person; or peeled and the sections almost, but not quite, separated; or the orange may be cut in the shape of a basket, the pulp removed, the membrane cut off, and the basket refilled with the pulp, which may be sweetened or not.

Pineapples may be served in various ways; perhaps the most popular way is to cut off a slice from the top of the pineapple, then scoop out the centre with a fork, and return pulp to pineapple, put on cover, chill and serve.

Pineapples may be cut in slices, the outer skin removed, and the tough pith taken out, then served one or two slices to each person.

If the pineapples are not fully ripe, it is better to remove the skin, pull the pulp in pieces with a fork, then cover with sugar and chill over night.

Pears should be carefully wiped and chilled before serving.

Melons should be thoroughly chilled. Cantaloupes should be cut in halves, have the seeds removed, and served one-half to a person. Watermelons should be cut in halves, then each half cut in pie-shaped pieces; serve one piece to a person.

Nuts are ordinarily served at dinner. Hard-shelled nuts should be cracked, served in the shell, or without the shell.

Almonds are cracked, and a portion of the shell discarded, or they may be blanched and salted, and served with the bonbons.

Pecans, filberts, peanuts and walnuts are treated in the same way as almonds. Castanas or Brazilian nuts are cracked and served in the shell.

### CANDY

#### Butter Scotch No. 1

Three cups brown sugar, three-quarter cup water, two tablespoons butter, one-eighth teaspoon soda, one teaspoon flavoring, few grains salt. Boil all ingredients until a thread is formed when dropped from a spoon. Pour into hot buttered pans, crease, and let stand until hard.

#### Butter Taffy

One cup molasses, one cup sugar, two-thirds cup butter, two-thirds cup milk, one tablespoon vanilla, few grains salt. Cook all ingredients until brittle when tried in cold water. Pour into hot buttered pans, crease and cool.

#### Cream Candy

Two cups sugar, one cup water, one teaspoon cream of tartar, one teaspoon vanilla. Cook sugar, water and cream of tartar until brittle when tried in cold



THE WHITING HARDWARE CO. LIMITED

## Everything Necessary for the Home

IN  
OUR  
LINE



IN  
OUR  
LINE

### THE KITCHEN

Send us your list of cooking utensils. We can fill your order with the best grades of Aluminum or Enamel Wares. For a small outlay you can buy many useful kitchen helps, sharp knives, egg beaters, cookey cutters, lemon squeezers, meat mincers, etc.

### WASHING & IRONING

A well equipped laundry makes wash day a pleasure.

We carry a complete line of Wash Boilers, Tubs, Washboards, Clothes Wringers, Lines, Pins, Wringers, Baskets, and Hampers of all sizes and prices. Ironing Boards, Electric Irons, Mrs. Potts' Sad Irons.

### THE MAN of the HOUSE

can get his working tools and supplies from us.

Spades, Shovels, Rakes, Hoes, Garden Shears, Trowels, Weeding Forks, etc. We have them in endless variety. Hammers, Screw Drivers, Braces, Bits, Axes, Hatchets, etc.

You always get from us the latest and best.

### CLEANING AND POLISHING

Floor Varnishes, Wax and Oil, Floor Mops for scrubbing and polishing, Brooms and Brushes of all kinds, Furniture, Silver, Cut Glass and Window Polishes. Try Lemon Oil on your furniture.

THE

# Whiting Hardware Co.

LIMITED

Three Stores

106 Osborne St., Fort Rouge Phone F. R. 714  
127-129 Marion St., Norwood Phone Main 1542  
555 Pembina St., Fort Rouge Phone F. R. 1643



## THE REAL HOME-KEEPER

---

water; add vanilla; pour on to greased platter or marble. Pull as soon as it can be handled.

### Molasses Candy

Two cups molasses, two cups brown sugar, one-third cup vinegar, one cup water, two tablespoons butter, salt. Boil ingredients until brittle when tried in cold water. Pour into hot buttered pan; pull when cool enough to handle.

### Peanut Brittle

Two cups sugar, two cups shelled peanuts. Melt sugar; when a golden-brown add chopped nuts; pour into hot buttered pans, crease and cool.

### Fudge

Two cups sugar and one cup cream or milk, one-fourth pound chocolate unsweetened, small piece butter. When it begins to boil stir constantly; when it hardens slightly in water take from range, flavor with vanilla and stir till cool; turn in buttered tin; when cold cut in squares.

### Home Caramels

One-half pint bakers' chocolate grated, one-half pint sugar, one-half pint molasses, one-half gill milk and butter size of an egg. Boil till it hardens in water.

### Walnut Panouchi

Four cups light brown sugar, one-half cup cream or milk; boil five minutes; put in one cup chopped walnut meats, boil about three minutes, then take off and stir until cool and thick enough to put on buttered platter.

## PRESERVING

### Canning and Preserving

Canned fruits are now more popular with most people than preserved fruits. The expense in preparing them is less, and the natural flavor is retained.

To prepare fruit for canning, look over carefully, reject imperfect fruit, and be sure that the fruit is clean.

The fruit may be cooked in a saucepan with just enough sugar to make palatable and water to keep the fruit from burning, and transferred to sterilized jars; or it may be put into sterilized jars in the first place, and cooked by steam—the latter method preserves the color and flavor better.

To sterilize jars, put jars into cold water, bring water to the boiling point, and boil ten minutes; fill jars with cooked fruit, and pour in syrup to over-flowing; adjust rubbers and covers. Invert and let stand on folded cloth until cold; if there are not air bubbles place jars in a cool, dark closet to keep. If air bubbles are present, take off cover, reheat, and add more hot syrup and proceed as before.

### Canned Apples

Four pounds apples, one pound sugar, two pints cold water, juice and rind of two lemons. Pare and core the apples; cover with cold water. Boil sugar and water five minutes; add apples and simmer until tender; add lemon juice and

*The Peerless*  
WINNIPEG'S PREMIER LAUNDRY  
55-59 PEARL ST.

There are Laundries and Laundries  
but only one PEERLESS

Try Us and See for Yourself

OUR MOTTO:

"Pleased Customers mean  
more Customers"

In addition to the best laundered work in the City we sew on buttons, darn socks, and do small repairs.

Our Wagons cover every part of the City, ensuring prompt delivery, and we can guarantee service and workmanship of the very best at reasonable prices.

---

---

START THINGS RIGHT  
Phone The Peerless  
Garry 3885

Pres. R. J. BARKER

- Gen. Mgr. S. D. BROWN

## THE REAL HOME-KEEPER

---

rind; place apples in sterilized jars; fill to overflowing with syrup; adjust rubbers and covers; set in a cool place until cool, then keep in dark, dry closet.

### Canned Blackberries

Four quarts blackberries, two pints sugar. Place sugar and berries in preserving kettle, let stand several hours, then cook slowly until the boiling point is reached; boil five minutes; fill sterilized jars and seal.

### Canned Blueberries

Blueberries are canned the same as blackberries, allowing one-half cup water for every four pounds of blueberries.

### Canned Cherries

Four pounds cherries, one to two pounds sugar. Stone the cherries or not, as preferred. Place sugar and cherries in preserving kettle over night. Cook slowly until boiling point is reached, skim, fill sterilized jars, and seal.

### Canned Peaches

Four pounds peaches, two pounds sugar, one pint water. Pare peaches and cook in sugar and water, either whole or in halves, until tender. Arrange in jars, fill with syrup, and seal. Pears, pineapples and plums are canned in the same way as peaches.

### Canned Raspberries

Four pounds raspberries, two pounds sugar. Arrange berries and sugar in alternate layers in glass jars; set jars on trivet in large boiler two-thirds full of water; cover and cook until the water in boiler boils vigorously. Remove jar; if berries have settled, refill from another jar, and seal.

### Canned Strawberries

Prepare in the same way as canned raspberries.

### Canned Tomatoes

Remove skins from tomatoes; boil hard twenty minutes; fill sterilized jars being careful to keep seeds away from rubbers. Seal, and keep in cool place.

### Grape Jelly

Remove stems from grapes. Mash; boil twenty minutes; strain, but do not squeeze; process as for currant jelly. Half ripe and half green grapes make the best jelly.

### Apple Marmalade

Apples with considerable flavor are best for marmalade. Wash, core, and cut apples in slices; put in kettle, add enough water to keep apples from burning. Cook slowly until mushy, press through a sieve, add equal amounts of sugar and apples, and flavor with orange or lemon juice. Cook until water is evaporated; fill glasses, and cover. All fruits may be made into marmalades by following the above directions. If the fruit lacks flavor, lemon juice, lemon rind, or ginger root may be cooked with the fruit.

# The BLACKWOODS Limited

ESTABLISHED 1876

Works :  
OSBORNE ST., C. N.R. Crossing  
Fort Rouge

Phone :  
FORT ROUGE 2980

## Blackwood's Aero Distilled Drinking Water

The purest water on earth. Commended  
by Physicians the world over

THE celebrated Surgeons, Drs.  
Mayo, Rochester, Minnesota,  
say most of the cases which come  
to them for treatment from Win-  
nipeg and vicinity are the result  
of the water, which is full of lime.  
By drinking Distilled Water these  
dangerous operations may be  
avoided.

Minimum charge for water, One  
Dollar per month, Coolers loaned  
free. Phone Fort Rouge 2980.

---

---

## *Have you tried Blackwood's Dry Ginger Ale ?*

Something new. As good as their celebrated CLUB SODA

Manufacturers of all kinds of Soft Drinks,  
Raspberry Vinegar, Lime Juice,  
Fruit Syrups, etc.