

**CIHM  
Microfiche  
Series  
(Monographs)**

**ICMH  
Collection de  
microfiches  
(monographies)**



**Canadian Institute for Historical Microreproductions / Institut canadien de microreproductions historiques**

**© 1996**

## Technical and Bibliographic Notes / Notes technique et bibliographiques

The institute has attempted to obtain the best original copy available for filming. Features of this copy which may be bibliographically unique, which may alter any of the images in the reproduction, or which may significantly change the usual method of filming are checked below.

- Coloured covers / Couverture de couleur
- Covers damaged / Couverture endommagée
- Covers restored and/or laminated / Couverture restaurée et/ou pelliculée
- Cover title missing / Le titre de couverture manque
- Coloured maps / Cartes géographiques en couleur
- Coloured ink (i.e. other than blue or black) / Encre de couleur (i.e. autre que bleue ou noire)
- Coloured plates and/or illustrations / Planches et/ou illustrations en couleur
- Bound with other material / Relié avec d'autres documents
- Only edition available / Seule édition disponible
- Tight binding may cause shadows or distortion along interior margin / La reliure serrée peut causer de l'ombre ou de la distorsion le long de la marge intérieure.
- Blank leaves added during restorations may appear within the text. Whenever possible, these have been omitted from filming / Il se peut que certaines pages blanches ajoutées lors d'une restauration apparaissent dans le texte, mais, lorsque cela était possible, ces pages n'ont pas été filmées.
- Additional comments / Commentaires supplémentaires:

L'Institut a microfilmé le meilleur exemplaire qu'il lui a été possible de se procurer. Les détails de cet exemplaire qui sont peut-être uniques du point de vue bibliographique, qui peuvent modifier une image reproduite, ou qui peuvent exiger une modification dans la méthode normale de filmage sont indiqués ci-dessous.

- Coloured pages / Pages de couleur
- Pages damaged / Pages endommagées
- Pages restored and/or laminated / Pages restaurées et/ou pelliculées
- Pages discoloured, stained or foxed / Pages décolorées, tachetées ou piquées
- Pages detached / Pages détachées
- Showthrough / Transparence
- Quality of print varies / Qualité inégale de l'impression
- Includes supplementary material / Comprend du matériel supplémentaire
- Pages wholly or partially obscured by errata slips, tabs, etc., have been refilmed to ensure the best possible image / Les pages totalement ou partiellement obscurcies par un feuillet d'errata, une pelure, etc., ont été filmées à nouveau de façon à obtenir la meilleure image possible.
- Opposing pages with varying colouration or discolourations are filmed twice to ensure the best possible image / Les pages s'opposant ayant des colorations variables ou des décolorations sont filmées deux fois afin d'obtenir la meilleure image possible.

This item is filmed at the reduction ratio checked below /  
Ce document est filmé au taux de réduction indiqué ci-dessous.

	10X	12X	14X	16X	18X	20X	22X	24X	28X	30X	
							/				

The copy filmed here has been reproduced thanks to the generosity of:

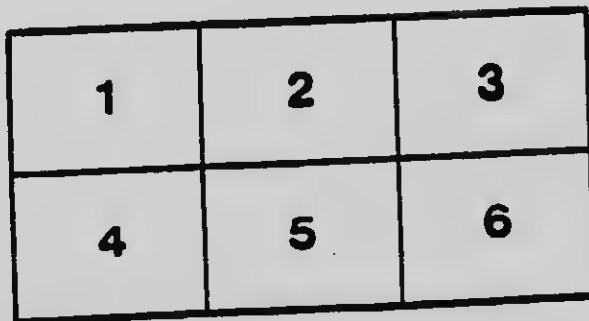


National Library of Canada

The images appearing here are the best quality possible considering the condition and legibility of the original copy and in keeping with the filming contract specifications.

Original copies in printed paper covers are filmed beginning with the front cover and ending on the last page with a printed or illustrated impression, or the back cover when appropriate. All other original copies are filmed beginning on the first page with a printed or illustrated impression, and ending on the last page with a printed or illustrated impression.

The last recorded frame on each microfiche sheet contains the symbol  $\rightarrow$  (meaning "CONTINUED"), or the symbol  $\nabla$  (meaning "END"), whichever applies.

Maps, plates, charts, etc., may be filmed at different reduction ratios. Those too large to be entirely included in one exposure are filmed beginning in the upper left hand corner, left to right and top to bottom, as many frames as required. The following diagrams illustrate the method:



L'exemplaire filmé fut reproduit grâce à la générosité de:

Bibliothèque nationale du Canada

Les images suivantes ont été reproduites avec le plus grand soin, compte tenu de la condition et de la netteté de l'exemplaire filmé, et en conformité avec les conditions du contrat de filmage.



Les exemplaires originaux dont la couverture en papier est imprimée sont filmés en commençant par le premier plat et en terminant soit par la dernière page qui comporte une empreinte d'impression ou d'illustration, soit par le second plat, selon le cas. Tous les autres exemplaires originaux sont filmés en commençant par la première page qui comporte une empreinte d'impression ou d'illustration et en terminant par la dernière page qui comporte une telle empreinte.

Un des symboles suivants apparaît sur la dernière image de chaque microfiche, selon le cas: le symbole  $\rightarrow$  signifie "À SUIVRE", le symbole  $\nabla$  signifie "FIN".

Les cartes, planches, tableaux, etc., peuvent être filmés à des taux de réduction différents. Lorsque le document est trop grand pour être reproduit en un seul cliché, il est filmé à partir de l'angle supérieur gauche, de gauche à droite, et de haut en bas, en prenant le nombre d'images nécessaire. Les diagrammes suivants illustrent la méthode.

**MICROCOPY RESOLUTION TEST CHART**

(ANSI and ISO TEST CHART No. 2)



2.5

3.0

3.6

4.0

4.5

5.0

5.6

6.3

7.1

8.0

9.0

10



**APPLIED IMAGE Inc**

1853 East Main Street 14609 USA  
Rochester, New York  
(716) 482 - 0300 - Phone  
(716) 288 - 5989 - Fax

EXHIBITION OF PICTURES, SCULPTURE  
ETCHINGS AND LITHOGRAPHS

BY


CANADIAN ARTISTS OF WAR WORK  
IN CANADA

HELD UNDER THE AUTHORITY OF THE  
CANADIAN WAR MEMORIALS FUND

THE ART GALLERY OF TORONTO,  
GRANGE PARK

**CATALOGUE**  
*of*  
**PICTURES, SCULPTURE, DRAWINGS, ETCHINGS  
AND LITHOGRAPHS DONE BY CANADIAN  
ARTISTS IN CANADA**

**UNDER THE AUTHORITY OF THE CANADIAN  
WAR MEMORIALS FUND AND EXHIBITED  
FOR THE FIRST TIME AT THE ART  
GALLERY OF TORONTO, FROM  
OCTOBER 18TH TO NO-  
VEMBER 12TH, 1919**



---

---

## Prefatory Note



WHILE the Canadian War Records Office in London, under the direction of Lord Beaverbrook, was recording the work of the Canadian forces in France and England by means of works of art of all kinds, done by both British and Canadian artists, it was recognised that an artistic record of Canada's war effort would be incomplete without some representation of that part of the work which was going on in Canada itself, in the form of the training of troops, ship-building, coast defence, and the production of munitions and of food.


The Canadian War Records Office therefore appointed Sir Edmund Welker, a member of its War Memorials Fund Committee, and placed funds at his disposal in Toronto and this exhibition is the result. The contents of this exhibition will be added to the main body of the Canadian War Memorials from overseas, recently shown at the Canadian National Exhibition in Toronto, and will be exhibited with them in whatever permanent resting place is eventually provided for them in Ottawa.

While the Canadian section is still as incomplete as the overseas section, an effort has been made to express, through the vision of Canadian artists, something of the determination which has animated Canada during the past five years to maintain her place in the British Confederation and her readiness to give all she possessed or hoped to possess for the preservation of its ideals and its honour.

---

---





CANADIAN WAR MEMORIALS



2. CANADA'S GRAND ARMADA LEAVING GASTÉ.  
*F. S. Challenger, R.C.A.*

CANADIAN WAR MEMORIALS



5. SERGT. T. W. HOLMES, /C.

*Ernest Fosberg, A.R.C.A.*

**CANADIAN WAR MEMORIALS**


---



**35. CAMP BORDEN**

*Francis H. Johnston*

CANADIAN WAR MEMORIALS



84. MINE SWEEPERS AND SEAPLANES OFF HALIFAX  
*Arthur Lismer*

CANADIAN WAR MEMORIALS

**CATALOGUE**

**BEATTY, J. W., R.C.A.**

1. Shipbuilding at Collingwood, Georgian Bay, Ontario.....Oil—54 in. x 60 in.

**CHALLENGER, FREDERICK S., R.C.A.**

2. Canada's Grand Armada Leaving Gaspe Bay, Quebec, October, 1914.....Oil— 8 ft. x 24 ft.

**DYONNET, EDMOND, R.C.A.**

3. Sergeant Brereton, V.C.....Oil—40 in. x 30 in.

**FOSBERY, ERNEST (MAJOR), A.R.C.A.**

4. Private O'Rourke, V.C., C.A.M.C....Oil—40 in. x 30 in.
5. Sergeant T. W. Holmes, V.C., 4th C.M.R.....Oil—40 in. x 30 in.

**GAGEN, ROBERT F., R.C.A.**

6. Shipbuilding on Ashbridges Bay, Toronto.....Oil—81 in. x 57 in.
7. Polsons Shipbuilding Yard, Toronto.....36 in. x 45 in.
8. Study (Water Color).
9. Study (Water Color).
10. Study (Water Color).
11. Study (Water Color).

**GRIER, E. WYLY, R.C.A.**

12. General Mewburn, Honourable Minister of Militia.....Oil—44 in. x 34 in.

## CANADIAN WAR MEMORIALS

### JEFFERYS, CHARLES W., A.R.G.A.

13. Polish Army Bathing at Niagara. . . . . Oil—76 in. x 60 in.
14. Soldiers of the Polish Army Writing  
Letters in the Y.M.C.A. Hut,  
Niagara. . . . . Water Colour—16 in. x 22 in.
15. Polish Battalion Drilling on Niagara  
Common in Winter under the com-  
mand of a Six Nations' Indian  
Adjutant. . . . . Water Colour—12 in. x 17 in.
16. Siberian Battery exercising with Gun  
Limbers at Petawawa Camp. . . . .  
Water Color—30 in. x 42 in.
17. View over Ottawa River from Camp  
Headquarters, Petawawa. Water Color—17½ in. x 13½ in.

#### (LITHOGRAPHS)

18. Departure of the Siberian Battery from Petawawa Camp.
19. Bayonet Exercise, Niagara Camp.
20. Outdoor Lecture to the Canadian Officers' Training Corps,  
Victoria College, Toronto.
21. Officer of Polish Army, Niagara.

#### (DRAWINGS)

22. Observation Post, Petawawa.
23. 85th Battery at Firing Practico, Petawawa.
24. Gunnery Instruction, Petawawa.
25. 85th Battery at Firing Practice, Petawawa.
26. Corner of Potawawa Camp.
27. In the Battery Stables, Petawawa.
28. Signallers at Petawawa.
29. Digging Trenches, Cedarvale C.O.T.C.
30. Trenches, Cedarvale C.O.T.C.
31. Parade of R.A.F., University of Toronto.
32. Morning Inspection of R.A.F., University of Toronto.
33. Instruction in Propeller Swinging, Leaside.
34. Musketry Instruction, Niagara Camp.

### JOHNSTON, FRANCIS H.

35. Camp Borden. . . . . Oil—72 in. x 54 in.
36. Beamsville. . . . . Oil—72 in. x 54 in.

# CANADIAN WAR MEMORIALS

## (STUDIES)

37. A Forced Landing.
38. D Flight Hangar, Armour Heights.
39. Flying far above the Clouds.
40. A Stunt at Armour Heights.
41. "Waiting," Leaside Camp.
42. Hazy Day, Beamsville.
43. Looking back through the Wings.
44. A Tragic Incident at Camp Borden.
45. The Last Day's Flying, Camp Borden.
46. Wing Headquarters, Camp Borden.
47. Looking Towards the Hills, Camp Borden.
48. Stunting at Camp Borden.
49. Looking East from the Aerodrome, Camp Borden.
50. South-east from the Path to the Hangars, Camp Borden.
51. The Hills from the Hangars, Camp Borden.
52. Cadet Quarters, Camp Borden.
53. South across the Aerodrome, Camp Borden.
54. Ploughing through Clouds.
55. A Bad Landing.
56. In the Cloud Lanes.
57. Looking over the Side at Machine Below.
58. Looking up into the Blue.
59. Over the Houses.
60. Contour Flying, Armour Heights.
61. Going into a Loop.
62. Cadets on Artillery Observation.
63. North-east from Leaside.
64. Coming Home, Armour Heights.
65. The Road to the Hangars, Camp Borden.
66. First Canadian-built Aeroplane, Beamsville.
67. Curtis J-94 with Vickers Gun Mounted Forward, Beamsville.
68. Sopwith Camel from Beamsville.
69. Above the Lake, Targets below, Beamsville.
70. Sopwith Camel at Beamsville Looping.
71. Looking East from N-61, Beamsville.
72. School of Aerial Gunnery, Beamsville.
73. First Aero Machine Flying in Canada at Armour Heights.
74. Dropping between the Clouds.
75. Above the Hangars.



# CANADIAN WAR MEMORIALS

## (STUDIES)

76. First Snow at Camp Borden.
77. Flying over the Sky Seas.
78. Winter Flying over Cedar Swamps, Camp Borden.
79. Looking South over Camp Borden.
80. Starting a Spinning Nose Dive, Camp Borden.

## (ETCHINGS)

### JOPLING, F. W.

81. Forging the 9-inch Shell.
82. Heating Billats for 9-inch Shells.
83. Toronto City Officials Escorting First German Submarine in Canadian Waters.

### LISMER, ARTHUR

84. Mine Sweepers and Seaplanes off Halifax.....Oil—64 in. x 48 in.
85. Olympic with Returned Soldiers.....Oil—64 in. x 48 in.
86. Convoy in Bedford Basin.....Oil—36 in. x 102 in.

## (LITHOGRAPHS)

87. Convoy at Sea.
88. Submarine Chasers.
89. Mine Sweepers and Seaplanes.
90. Mine Sweepers at Sea.
91. The Transport Aquitania.
92. The Little Drifter and the Big Freighter.
93. The Forward Gun on a Patrol Boat.
94. Mine Sweeping.
95. Departure of a Troopship.
96. H.M.C.S. Grisee on Convoy Duty.
97. Launching the Seaplane.
98. Transport Leaving Halifax.
99. Arrival of Hospital Ship at Pier No. 2, Halifax.
100. Home Again.
101. The Sentinels.
102. Harbour Defence, Winter.

**CANADIAN WAR MEMORIALS**

---



**85. OLYMPIC WITH RETURNED SOLDIERS**

*Arthur Lismer*

**CANADIAN WAR MEMORIALS**

---



116. LAND GIRLS HOEING  
*Manty Macdonald*

**CANADIAN WAR MEMORIALS**

---



132. WOMEN MAKING SHELLS

*Mabel May, A.R.C.A.*

CANADIAN WAR MEMORIALS



137. ARMISTICE DAY, TORONTO

*Geo. A. Reid, R.C.A*

# CANADIAN WAR MEMORIALS

(DRAWINGS)

## LISMER, ARTHUR—(Cont.)

- 103. Naval Air Service Camp, Eastern Passage, Halifax.
- 104. German Mine picked up off Halifax.
- 105. Canadian Destroyer at Sea.
- 106. Looking astern on a Submarine Chaser.

(BRONZES)

## LORING, FRANCES

- 107. The Rod Turner.
- 108. The Shell Finisher.
- 109. The Furnace Girl.
- 110. Girls with a Rail.
- 111. The Noon Hour in a Munition Plant (Frieze).
- 112. The Oiler
- 113. The Grinder (relief).

## MACDONALD, MANLY

- 114. Women Gathering Carrots . . . . . Oil—42 in. x 50 in.
- 115. Women Harvesting . . . . . Oil—50 in. x 60 in.
- 116. Land Girls Hosing . . . . . Oil—60 in. x 72 in.
- 117. Women in the Hayfield . . . . . Oil—60 in. x 72 in.
- 118. Apple Picking . . . . . Oil—60 in. x 72 in.
- 119. Study.
- 120. Study.
- 121. Study.
- 122. Study.
- 123. Study.
- 124. Study.
- 125. Study.
- 126. Study.
- 127. Study.
- 128. Study.
- 129. Study.
- 130. Study.
- 131. Study.

## CANADIAN WAR MEMORIALS

### **MAY, MABEL., A.R.C.A.**

- 132. Women Making Shells.....Oil—24 in. x 72 in.
- 133. Study.
- 134. Study.
- 135. Study.

### **PALMER HERBERT S., A.R.C.A.**

- 136. Potato Digging at the Arts and Letters  
Club Farm, Toronto.....Oil—42 in. x 50 in.

### **REID, GEORGE A., R.C.A.**

- 137. Armistice Day, Toronto..... Oil—96 in. x 72 in.
- 138. Women Operators. Nose Boring and  
Cutting off 9.2 Shells—Russell  
Motor Works, Toronto..... Oil—48 in. x 66 in.
- 139. Forging 9.2 Shells—Dominion Steel  
Company, Hamilton..... Oil—48 in. x 66 in.
- 140. Forging 6 inch Shells—Cluff Ammunition  
Company, Toronto..... Oil—48 in. x 66 in.
- 141. Charging and Running off Electric  
Furnaces — British Forgings,  
Toronto..... Oil—48 in. x 66 in.

### (STUDIES)

- 142. Ore Piles and Smelting Furnaces—Steel Co. of Canada,  
Hamilton.
- 143. The Heat—Steel Company of Canada, Hamilton.
- 144. Rolling Steel Billate—Dominion Steel Company, Hamilton.
- 145. Charging Open Hearth Furnaces, Night—Dominion Steel  
Company, Hamilton.
- 146. Casting Steel Billate—Dominion Steel Company, Hamilton.
- 147. Charging and Running off Electric Furnace—British  
Forgings, Toronto.
- 148. Casting 9.2 Shell Blanks—British Forgings, Toronto.
- 149. Forging 9.2 Shells—Dominion Steel Company, Hamilton.
- 150. Forging 4 inch Shells—Canadian Allis Chalmers Co.,  
Toronto.
- 151. Forging 6 inch Shells—Cluff Ammunition Company,  
Toronto.
- 152. Forging 6 inch Shells—British Forgings, Toronto.

# CANADIAN WAR MEMORIALS

## (STUDIES)

### REID, GEORGE A., R.C.A.—(Cont.)

153. Shipping Room for 6 inch Blanks—Demiston Steel Company, Hamilton.
154. Shell Piles—Russell Motor Company, Toronto.
155. Neeing and Tempering 75 M.M. Shells—Bertram Works, Dundas.
156. Neeing and Tempering 75 M.M. Shells—Otis-Fensom Works, Hamilton.
157. Machining 4 inch Shells—Banfield Works, Toronto.
158. Nose Boring and Cutting off 9.2 Shells—Russell Motor Works, Toronto.
159. Nose Boring 9.2 Shells—Russell Motor Works, Toronto.
160. The Merry-go-round. Placing Plug in Base of 9.2 Shells—Russell Motor Works, Toronto.

### ROBINSON, ALBERT H., A.R.C.A.

161. Repairing Steamer in Drydock—Canadian Vickers Works, Montreal. . . . Oil—72 in. x 80 in.
162. Starting the Freighter. Interior of Canadian Vickers Company Works, Montreal. . . . Oil—72 in. x 80 in.

### RUSSELL, G. HORNE, R.C.A.

163. Portrait of the late Sergeant Hobson, V.C. . . . Oil—40 in. x 30 in.

### SIMPSON, CHARLES W., A.R.C.A.

164. Lumbering Aeroplans Spruce, British Columbia. . . . Oil—60 in. x 180 in.

## (ETCHINGS)

### STEVENS, DOROTHY

165. Aeroplane Factory. Building Seaboats.
166. Aeroplane Factory. Finishing.
167. Fuse Factory. Munitions.
168. British Forgings. Toronto.
169. Shell Factory.
170. Building the Freighter.

### TURNER, STANLEY

171. A War Record. . . . Oil—28 in. x 36 in.



# CANADIAN WAR MEMORIALS

(BRONZES)

## WYLE, FLORENCE

- 172. Woman with Adapter.
- 173. Munition Girl.
- 174. On the Land.
- 175. Noon Hour.
- 176. Farm Girl.
- 177. A Moulder.
- 178. Furnace Man.
- 179. The Rimmer.
- 180. The Blacksmith



