

**CIHM
Microfiche
Series
(Monographs)**

**ICMH
Collection de
microfiches
(monographies)**



Canadian Institute for Historical Microreproductions / Institut canadien de microreproductions historiques

© 1997

The copy filmed here has been reproduced thanks to the generosity of:

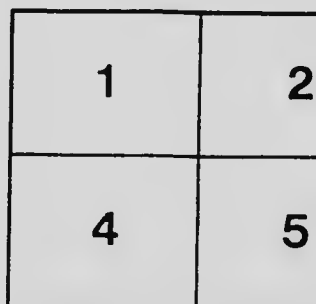
Library
Agriculture Canada

The images appearing here are the best quality possible considering the condition and legibility of the original copy and in keeping with the filming contract specifications.

Original copies in printed paper covers are filmed beginning with the front cover and ending on the last page with a printed or illustrated impression, or the back cover when appropriate. All other original copies are filmed beginning on the first page with a printed or illustrated impression, and ending on the last page with a printed or illustrated impression.

The last recorded frame on each microfiche shall contain the symbol \rightarrow (meaning "CONTINUED"), or the symbol ∇ (meaning "END"), whichever applies.

Maps, plates, charts, etc., may be filmed at different reduction ratios. Those too large to be entirely included in one exposure are filmed beginning in the upper left hand corner, left to right and top to bottom, as many frames as required. The following diagrams illustrate the method:



L'exemplaire filmé fut reproduit grâce à la générosité de:

Bibliothèque
Agriculture Canada


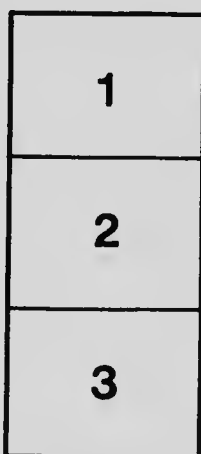
Les images suivantes ont été reproduites avec le plus grand soin, compte tenu de la condition et de la netteté de l'exemplaire filmé, et en conformité avec les conditions du contrat de filmage.

Les exemplaires originaux dont la couverture en papier est imprimée sont filmés en commençant par la première page et en terminant soit par la dernière page qui comporte une empreinte d'impression ou d'illustration, soit par la seconde page, selon le cas. Tous les autres exemplaires originaux sont filmés en commençant par la première page qui comporte une empreinte d'impression ou d'illustration et en terminant par la dernière page qui comporte une telle empreinte.

Un des symboles suivants apparaît sur la dernière image de chaque microfiche, selon le cas: le symbole \rightarrow signifie "A SUIVRE", le symbole ∇ signifie "FIN".



Les cartes, planches, tableaux, etc., peuvent être filmés à des taux de réduction différents.

Lorsque le document est trop grand pour être reproduit en un seul cliché, il est filmé à partir de l'angle supérieur gauche, de gauche à droite, et de haut en bas, en prenant le nombre d'images nécessaire. Les diagrammes suivants illustrent la méthode.



MICROCOPY RESOLUTION TEST CHART

(ANSI and ISO TEST CHART No. 2)



APPLIED IMAGE Inc

1653 East Main Street
Rochester, New York 14609 USA
(716) 482 - 0300 - Phone
(716) 288 - 5989 - Fax

PROVINCE OF BRITISH COLUMBIA.

DEPARTMENT OF AGRICULTURE.

Hints to Exhibitors at Fall Fairs.

(Revised by WM. J. BONAVIA, Secretary, from Bulletin No. 48.)

Boxed Fruits--Selection and Packing.

IN preparing for a show, skill and experience are bound to win. The novice may, however, by taking care to follow the hints given in these circulars and by observing their practical application in exhibitions, prepare some extremely satisfactory exhibits. In general displays of fruit and in district displays much depends on the attractiveness and arrangement.

Show fruit of all kinds should be sound, clean, well formed, and of good colour and shape for the variety. Broken skin, loss of stems, disease, decay, spray burning, worm-holes, stings, and blemishes of all kinds score against the exhibit. Where possible, exhibition fruit should be selected and picked from the tree so as to cause the least amount of handling and ensure against bruising, and spoiling some of the best specimens for show purposes.

SIZE.

All box displays should be in commercial packages, as the object of these displays is to encourage the highest types of fruit and packing for market purposes. The sizes of fruit should be those of the greatest commercial value for the variety.

COLOUR.

The colour should be high, and is scored higher than any other point in commercial packages.

UNIFORMITY.

Under uniformity we expect fruit to be as even in colour, size, shape, and condition as it is possible to get. This is the foundation of successful grading. Moreover, in every respect the fruit in the lower layers should be the same as those in the top rows.

QUALITY.

Quality is taken into consideration only when two varieties are in competition. In single-variety entry quality is rated for points for all entries. When varieties compete, quality refers to commercial quality, market preference, and includes keeping quality, and range of season as well.

PACKAGE AND PACKING.

New clean packages of correct standard size, evenly cut, should be used. The wood must be clean, and it is preferable not to have the brand exposed in the exhibits.

HEIGHTS AT ENDS FOR APPLES.

The bulge must slope gently to both ends, at which the fruit must be only about $\frac{1}{4}$ inch above each end. This is sufficient to provide tightness when the cover is nailed on. Lower ends may go slack, while, if higher, the fruit will be bruised by the cover.

FULLNESS OR BULGE.

Boxes of peaches should be full up to the cover, but with no bulge. Plums and prunes packed in four-basket plum-crates should have a bulge of about $\frac{1}{8}$ inch. Apple-boxes should have a total bulge, top and bottom, of $1\frac{1}{4}$ to $1\frac{1}{2}$ inches. As small as 1 inch may be satisfactory on the very tight packs, while $1\frac{1}{2}$ inches is none too much on the open packs. Too great a bulge causes too much bruising, and too small a bulge means a light-weight box and one that will not carry well. Pears require a heavy bulge, between 2 and $2\frac{1}{2}$ inches total, top and bottom, on account of the great shrinkage of pears in shipment.

SOLIDITY OR COMPACTNESS.

The pack must be firm and solid, so that the fruits are immovable in any direction. Full weight is expected.

ATTRACTIVENESS AND STYLE OF PACK.

As packed, the box must be attractive, the wrapping smooth and even, with no torn papers; the general impression to be one of evenness, neatness, and uniformity. Of the three styles of packs, only the "diagonal" should be awarded a prize. "Square" or "offset" packs will be disqualified. A change of pack in the lower layers will also disqualify. The pack must be regular and it must be the correct pack for the shape and size of the fruit. Apples and pears should be shown wrapped, excepting the top layer, which should be packed unwrapped. As a general rule the close 2-2 packs in standard dessert varieties are preferred.

ALIGNMENT.

The rows of apples, across, along, and diagonally, must be in perfect alignment. This is the final evidence of skilful grading and packing. Proper alignment greatly increases the attractiveness of the packs.

PACKAGES AND SIZES FOR DIFFERENT FRUITS.

	Apples.	Pears and Crabs.	Plums.	Peaches.
	Inches.	Inches.	Inches.	Inches.
Length	18	18	18	18
Width	$11\frac{1}{2}$	$11\frac{1}{2}$	$11\frac{1}{2}$	$11\frac{1}{2}$
Depth	$10\frac{1}{2}$	$8\frac{1}{2}$	$3\frac{1}{2}$	4 or $3\frac{1}{2}$

Four-basket Crates.—Baskets, $7\frac{1}{2}$ x $7\frac{1}{2}$ inches at the top, $6\frac{1}{2}$ x $6\frac{1}{2}$ inches at the bottom, $3\frac{3}{4}$ inches deep, measured perpendicularly. Crates, $15\frac{3}{4}$ x $15\frac{3}{4}$ x $4\frac{1}{4}$ inches.

Send to the Publications Branch, Department of Agriculture, Victoria, B.C., for:—
 Bulletin 48, "Exhibiting Fruit and Vegetables."
 Agricultural Department Circular No. 27, "Hints to Exhibitors—Fruit—
 Standards of Perfection on which the Judge's Scoring is Based."
 Agricultural Department Circular No. 28, "Hints to Exhibitors—Fruit—
 Selection and Preparation of Plate Exhibits."

VICTORIA, B.C.:

Printed by WILLIAM H. CULLEN, Printer to the King's Most Excellent Majesty.

1919.





