

**CIHM  
Microfiche  
Series  
(Monographs)**

**ICMH  
Collection de  
microfiches  
(monographies)**



**Canadian Institute for Historical Microreproductions / Institut canadien de microreproductions historiques**

**© 1995**

#### Technical and Bibliographic Notes / Notes techniques et bibliographiques

The Institute has attempted to obtain the best original copy available for filming. Features of this copy which may be bibliographically unique, which may alter any of the images in the reproduction, or which may significantly change the usual method of filming, are checked below.

L'Institut a microfilmé la meilleur exemplaire qu'il lui a été possible de se procurer. Les détails de cet exemplaire qui sont peut-être uniques du point de vue bibliographique, qui peuvent modifier une image reproduite, ou qui peuvent exiger une modification dans la méthode normale de filmage sont indiqués ci-dessous.

- ☒ Coloured covers/  
Couverture de couleur
- ☐ Covers damaged/  
Couverture endommagée
- ☐ Covers restored and/or laminated/  
Couverture restaurée et/ou pelliculée
- ☐ Cover title missing/  
Le titre de couverture manque
- ☐ Coloured maps/  
Cartes géographiques en couleur
- ☒ Coloured ink (i.e. other than blue or black)/  
Encre de couleur (i.e. autre que bleue ou noire)
- ☒ Coloured plates and/or illustrations/  
Planches at/ou illustrations en couleur
- ☐ Bound with other material/  
Relié avec d'autres documents
- ☐ Tight binding may cause shadows or distortion  
along interior margin/  
La reliure serrée peut causer de l'ombre ou de la  
distorsion le long de la marge intérieure.
- ☐ Blank leaves added during restoration may appear  
within the text. Whenever possible, these have  
been omitted from filming/  
Il se peut que certaines pages blanches ajoutées  
lors d'une restauration apparaissent dans la texte  
mais, lorsque cela était possible, ces pages n'ont  
pas été filmées.
- ☐ Additional comments: /  
Commentaires supplémentaires:

- ☐ Coloured pages/  
Pages de couleur
- ☐ Pages damaged/  
Pages endommagées
- ☐ Pages restored and/or laminated/  
Pages restaurées et/ou pelliculées
- ☒ Pages discoloured, stained or foxed/  
Pages décolorées, tachetées ou piquées
- ☐ Pages detached/  
Pages détachées
- ☒ Showthrough/  
Transparence
- ☐ Quality of print varies/  
Qualité inégale de l'impression
- ☐ Continuous pagination/  
Pagination continue
- ☐ Includes index(es)/  
Comprend un (des) index
- Title on header taken from: /  
Le titre de l'en-tête provient:
- ☐ Title page of issue/  
Page de titre de la livraison
- ☐ Caption of issue/  
Titre de départ de la livraison
- ☐ Masthead/  
Générique (périodiques) de la livraison

**This item is filmed at the reduction ratio checked below/  
Ce document est filmé au taux de réduction indiqué ci-dessous.**

A number line from 0 to 32 with increments of 2. The line is divided into 16 equal segments. Above the line, the numbers 10x, 14x, 18x, 22x, 26x, and 30x are written. Below the line, the numbers 12x, 16x, 20x, 24x, 28x, and 32x are written. A checkmark is placed above the segment between 18x and 20x.

The copy filmed here has been reproduced thanks to the generosity of:



National Library of Canada

The images appearing here are the best quality possible considering the condition and legibility of the original copy and in keeping with the filming contract specifications.

Original copies in printed paper covers are filmed beginning with the front cover and ending on the last page with a printed or illustrated impression, or the back cover when appropriate. All other original copies are filmed beginning on the first page with a printed or illustrated impression, and ending on the last page with a printed or illustrated impression.

The last recorded frame on each microfiche shall contain the symbol  $\longrightarrow$  (meaning "CONTINUED"), or the symbol  $\nabla$  (meaning "END"), whichever applies.

Maps, plates, charts, etc., may be filmed at different reduction ratios. Those too large to be entirely included in one exposure are filmed beginning in the upper left hand corner, left to right and top to bottom, as many frames as required. The following diagrams illustrate the method:



L'exemplaire filmé fut reproduit grâce à la générosité de:


Bibliothèque nationale du Canada

Les images suivantes ont été reproduites avec le plus grand soin, compte tenu de la condition et de la netteté de l'exemplaire filmé, et en conformité avec les conditions du contrat de filmage.

Les exemplaires originaux dont la couverture en papier est imprimée sont filmés en commençant par le premier plat et en terminant soit par la dernière page qui comporte une empreinte d'impression ou d'illustration, soit par le second plat, selon le cas. Tous les autres exemplaires originaux sont filmés en commençant par la première page qui comporte une empreinte d'impression ou d'illustration et en terminant par la dernière page qui comporte une telle empreinte.


Un des symboles suivants apparaîtra sur la dernière image de chaque microfiche, selon le cas: le symbole  $\longrightarrow$  signifie "A SUIVRE", le symbole  $\nabla$  signifie "FIN".

Les cartes, planches, tableaux, etc., peuvent être filmés à des taux de réduction différents. Lorsque le document est trop grand pour être reproduit en un seul cliché, il est filmé à partir de l'angle supérieur gauche, de gauche à droite, et de haut en bas, en prenant le nombre d'images nécessaire. Les diagrammes suivants illustrent la méthode.




**MICROCOPY RESOLUTION TEST CHART**

(ANSI and ISO TEST CHART No. 2)



APPLIED IMAGE Inc

1653 East Main Street  
Rochester, New York 14509 USA  
(716) 482 - 0300 - Phone  
(716) 288 - 5989 - Fax



# THE ALL CANADIAN ENTERTAINMENT SERIES BY EDITH LELEAN GROVES



## RULE BRITANNIA

*(Fancy Flag Drill)*

# FANCY FLAG DRILL

"RULE BRITANNIA"

By

EDITH LELEAN GROVES



McCLELLAND, GOODCHILD & STEWART  
PUBLISHERS    ::    ::    ::    TORONTO

PN 6/20

29

6746

Juv

Pxxx

72777

M D

COPYRIGHT, CANADA. 1917  
BY McCLELLAND, GOODCHILD & STEWART, LIMITED  
TORONTO

PRINTED IN CANADA



## FANCY FLAG DRILL

### RULE BRITANNIA.

#### Costumes

*Britannia.*—Long white dress, Union Jack draped over left shoulder. She wears a helmet and carries a trident. Secure a good picture of Britannia and try as far as possible to carry out the costume. Instead of a flag draped over her shoulder, she may, if desired, wear a hauberk. The helmet, shield and hauberk may be made from cardboard and covered with silver paper.

*Eight Girls.*—White dresses, trimmed with little flags or red, white and blue.

#### Descriptive

If possible, have a curtain. Arrange the tableau; then have the curtain drawn. If it be not possible to have a curtain, Britannia walks on the stage, mounts her Pedestal, followed by the other girls in their order. They group themselves according to instructions given in "TABLEAU."

A strong box will be required for a Pedestal. Drape it with a large flag or a sheet.

Each of the eight girls in the Drill carries a Union

## FANCY FLAG DRILL

Jack. The girls are numbered thus,—One, Two, Three, Four, Five, Six, Seven and Eight.

The music that precedes the song, should be a good rousing patriotic march.

### Tableau

*Britannia*, mounted on a Pedestal, occupies the centre of the stage. One and Two stand just a little behind her, on the Pedestal, one on each side. Three and Four stand beside her, on the Pedestal, one on each side. Five and Six stand on the floor, in front of her, a little to each side. Seven and Eight sit down on the floor, directly in front of her.

One carries her flag in her left hand and crosses it with the flag of Two, who carries her flag in her right hand. The two flags are crossed above the head of *Britannia*.

Three and Four hold their flags straight up in their outside hands.

Five and Six hold their flags well up in their outside hands.

Seven and Eight hold theirs in their inside hands, crossed, in front of *Britannia*.

The curtain rises, or they march to position.

All keep perfectly still, while the pianist plays appropriate, patriotic music. *Britannia* looks straight to the front, the others look towards *Britannia*. Their bodies are slightly bent in her direction. The

## FANCY FLAG DRILL

position is held for a few seconds. The Pianist strikes a chord, as a signal for the breaking up of the group.

Britannia keeps her place throughout the drill, remaining as motionless as possible.

All transfer their flags to their right hands and march in a circle around Britannia, One leading, the others following in order. They march twice around Britannia. A distinct halt is made. The girls about turn and then march twice around her, in the other direction.

They then form up as though for the Lancers, with Britannia in the centre.

One and Two are at her back, Three and Four on her left hand side. Five and Six in front of her. Seven and Eight at her right hand side. All face Britannia. Five and Six will have their backs to the audience.

### Salute

All are now in place for the Salute to Britannia. Girls lay down their flags. The pianist strikes four chords on the piano.

*First Chord.*—Both arms straight out at the sides in line with the shoulders. In raising the hands to the sides let the wrists lead, while the hands hang pendent.

*Second Chord.*—Cross the arms in front of the body, arms out and at full extent, wrists still leading, right hand above the left.

## FANCY FLAG DRILL

*Third Chord.*—Draw the right foot back about twelve inches, until the heel of the left points to the hollow of the right, sink towards the floor by bending both knees, once more bring the arms straight out at the sides, wrists still leading.

*Fourth Chord.*—Straighten knees, bring up the right foot in line with the left, bring both arms straight down to the sides, wrists still leading.

Give this salute slowly and gracefully.

After saluting Britannia, the girls who are not facing the audience, turn so as to face the audience. The salute is repeated, this time to the audience.

### Drill

Each girl takes her flag in her right hand and faces Britannia.

All march to the centre. Reaching the centre, all flags are raised towards Britannia. All backward march to place. Repeat.

One, Two, Five and Six (the two at the front and the two at the back of Britannia) march towards her. They raise their flags crossed as high as possible, and then backward march to places.

Three and Four (the two on her left side) and Seven and Eight (the two on her right side) march towards her. They raise their flags crossed as high as possible and then backward march to places.

## FANCY FLAG DRILL

All face partners. Hold flags in right hands, cross flags with partners. Each pair with flags crossed circle once around each other.

Still facing partners, One, Three, Five, and Seven wave their flags over the heads of Two, Four, Six and Eight who carry flags over right shoulders.

Reverse this movement. This time the even numbers wave their flags over the heads of the odd numbers. They, in turn, carry their flags over their right shoulders.

Even numbers kneel, odd numbers take their partner's flag. Each girl with an odd number now holds two flags, one in each hand. She carries one over each shoulder. She marches around her kneeling partner. Then facing the audience, she crosses her flags above the head of the kneeling girl.

Reverse this movement. This time the odd numbers kneel while the even numbers march around them, then crossing their flags above the heads of the kneeling girls.

Return flags to owners. Flags are next carried over right shoulders and with One leading, the girls march in a circle around Britannia.

The girls now march, so as to form a straight line across the front of the stage, facing the audience, with One at the extreme right of the line.

## FANCY FLAG DRILL

*Song.* RULE BRITANNIA.

*NOTE.—This song may be sung by the girls in chorus, or by a soloist who takes no part in the drill. If desired, the girls may join in the chorus. The teacher must decide which of the two ways will be the more effective.*

When Britain first at Heaven's command,  
Arose from out the azure main,  
This was the charter, the charter of the land,  
And guardian angels sang this strain;

CHORUS.—

"Rule, Britannia! Britannia, rule the waves;  
Britons never shall be slaves."

The nations not so blest as thee  
Must in their turn to tyrants fall;  
While thou shalt flourish, shall flourish great and  
free,  
The dread and envy of them all.

CHORUS.—

"Rule, Britannia! Britannia, rule the waves;  
Britons never shall be slaves."

## FANCY FLAG DRILL

"When Britain first at Heaven's command,"

*Each girl holds her flag in her right hand, straight up at the side. Her body is drawn up to its full height, she looks towards her uplifted flag.*

"Arose from out the azure main,"

*Steps forward with her right foot, until the heel of the right points to the hollow of the left, weight on right foot. She waves her flag in short curves from left to right, waving on the last syllable of the word, "arose." When the word, "main" is reached the flag is well out to the right and up.*

"This was the charter, the charter of the land,"

*Flag is carried over right shoulder. Each girl marks time to the music.*

"And guardian angels sang this starin;"

*Flag held straight up. Each girl looks toward her uplifted flag.*

CHORUS.—

" 'Rule, Britannia! Britannia, rule the waves;'"

*Step forward with right foot, weight on right foot, each flag is waved from right to left with long graceful curves, in time to the music, waving to the left on the word, "Rule."*

## FANCY FLAG DRILL

"'Britons never shall be slaves.'"

*Step back to place. All join hands, raise hands as high as possible, flags held well up as hands are joined. Each girl draws her body up to its full height.*

"The nations not so blest as thee,"

*Flag over right shoulder, mark time to the music.*

"Must in their turn to tyrants fall;"

*Step back with right foot until the heel of the left points to the hollow of the right. Right flag points towards the floor, look in the direction in which flag points.*

"While thou shalt flourish, shalt flourish great and free,"

*Step forward with right foot, draw body up to its full height, look towards uplifted flag, held well up and to the right.*

"The dread and envy of them all."

*Wave flag from right to left, waving to left on word "The."*

CHORUS.—Same movements as before.

Should there be a curtain, the children take up their position as in "TABLEAU" and the curtain drops.



## FANCY FLAG DRILL

If there be no curtain the children give the Salute to Britannia, then to the audience, then march off the stage, number One leading and Britannia coming last.

AUG - 5 1965

Warwick Bro's & Rutter, Limited,  
Printers and Bookbinders, Toronto, Canada.



# The "All Canadian" Entertainment Series

By Edith Lelean Groves

## PLAYS

- 1 Santa Claus and the Magic Carpet, or a Conspiracy  
Against Santa Claus: *A Christmas Comedy*.  
.....Price, 25 cents
- 3 Britannia .....Price, 25 cents
- 5 The Wooing of Miss Canada .....Price, 25 cents
- 7 The War on the Western Front.....Price, 25 cents
- 9 The Key of Jack Canuck's Treasure House  
.....Price, 25 cents
- 11 The Making of Canada's Flag.....Price, 25 cents
- 13 A Canadian Fairy Tale .....Price, 25 cents

## DRILLS AND EXERCISES

- 2 Saluting the Canadian Flag .....Price, 15 cents
- 4 Fancy Flag Drill, Rule Britannia .....Price, 15 cents
- 6 Fancy Flag Drill, We'll Fight for the Grand Old  
Flag .....Price, 15 cents
- 8 Holly Drill .....Price, 15 cents
- 10 How the Fairies Chose Their Queen..Price, 15 cents
- 12 Patriotic Scarf Drill .....Price, 15 cents
- 14 Grand March with Flags .....Price, 15 cents
- 16 Canada, Our Homeland .....Price, 15 cents

ORDER BY NUMBER

**McClelland, Goodchild, & Stewart**

Publishers : : Toronto



es

cy  
/y.

nts

nts

nts

nts

nts

nts

nts

ts

ts

d

ts

ts

ts

ts

ts

ts

ts

ts

