
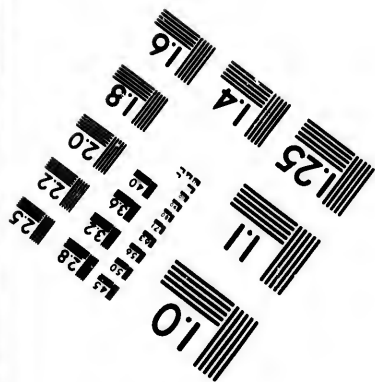




**IMAGE EVALUATION
TEST TARGET (MT-3)**



**Photographic
Sciences
Corporation**

23 WEST MAIN STREET
WEBSTER, N.Y. 14580
(716) 872-4503



**CIHM/ICMH
Microfiche
Series.**

**CIHM/ICMH
Collection de
microfiches.**



Canadian Institute for Historical Microreproductions / Institut canadien de microreproductions historiques



© 1983

Technical and Bibliographic Notes/Notes techniques et bibliographiques

The Institute has attempted to obtain the best original copy available for filming. Features of this copy which may be bibliographically unique, which may alter any of the images in the reproduction, or which may significantly change the usual method of filming, are checked below.

L'Institut a microfilmé le meilleur exemplaire qu'il lui a été possible de se procurer. Les détails de cet exemplaire qui sont peut-être uniques du point de vue bibliographique, qui peuvent modifier une image reproduite, ou qui peuvent exiger une modification dans la méthode normale de filmage sont indiqués ci-dessous.

- | | |
|---|---|
| <input checked="" type="checkbox"/> Coloured covers/
Couverture de couleur | <input type="checkbox"/> Coloured pages/
Pages de couleur |
| <input checked="" type="checkbox"/> Covers damaged/
Couverture endommagée | <input type="checkbox"/> Pages damaged/
Pages endommagées |
| <input type="checkbox"/> Covers restored and/or laminated/
Couverture restaurée et/ou pelliculée | <input type="checkbox"/> Pages restored and/or laminated/
Pages restaurées et/ou pelliculées |
| <input type="checkbox"/> Cover title missing/
Le titre de couverture manque | <input type="checkbox"/> Pages discoloured, stained or foxed/
Pages décolorées, tachetées ou piquées |
| <input type="checkbox"/> Coloured maps/
Cartes géographiques en couleur | <input type="checkbox"/> Pages detached/
Pages détachées |
| <input type="checkbox"/> Coloured ink (i.e. other than blue or black)/
Encre de couleur (i.e. autre que bleue ou noire) | <input checked="" type="checkbox"/> Showthrough/
Transparence |
| <input type="checkbox"/> Coloured plates and/or illustrations/
Planches et/ou illustrations en couleur | <input checked="" type="checkbox"/> Quality of print varies/
Qualité inégale de l'impression |
| <input type="checkbox"/> Bound with other material/
Relié avec d'autres documents | <input type="checkbox"/> Includes supplementary material/
Comprend du matériel supplémentaire |
| <input checked="" type="checkbox"/> Tight binding may cause shadows or distortion along interior margin/
La reliure serrée peut causer de l'ombre ou de la distortion le long de la marge intérieure | <input type="checkbox"/> Only edition available/
Seule édition disponible |
| <input type="checkbox"/> Blank leaves added during restoration may appear within the text. Whenever possible, these have been omitted from filming/
Il se peut que certaines pages blanches ajoutées lors d'une restauration apparaissent dans le texte, mais, lorsque cela était possible, ces pages n'ont pas été filmées. | <input type="checkbox"/> Pages wholly or partially obscured by errata slips, tissues, etc., have been refilmed to ensure the best possible image/
Les pages totalement ou partiellement obscurcies par un feuillet d'errata, une pelure, etc., ont été filmées à nouveau de façon à obtenir la meilleure image possible. |
| <input type="checkbox"/> Additional comments:/
Commentaires supplémentaires: | |

This item is filmed at the reduction ratio checked below/
Ce document est filmé au taux de réduction indiqué ci-dessous.

10X	14X	18X	22X	26X	30X
<input type="checkbox"/>	<input type="checkbox"/>	<input type="checkbox"/>	<input checked="" type="checkbox"/>	<input type="checkbox"/>	<input type="checkbox"/>
12X	16X	20X	24X	28X	32X

The copy to the ge

Tho
Uni

The ima
possib
of the
filming c

Original
beginn
the last
sion, or
other ori
first pag
sion, and
or illustr

The last
shall con
TINUED
whichev

Maps, p
different
entirely
beginn
right an
required
method:

The copy filmed here has been reproduced thanks to the generosity of:

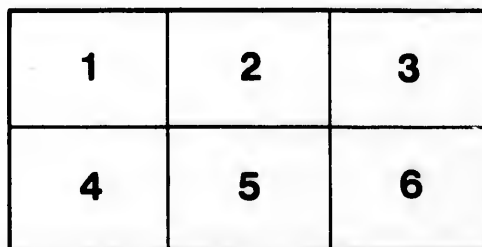
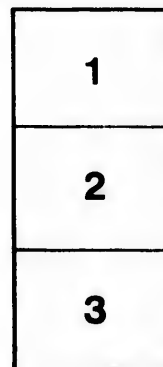
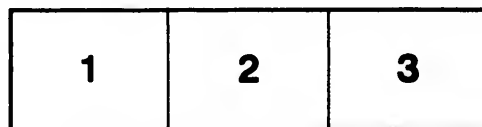
Thomas Fisher Rare Book Library,
University of Toronto Library

The images appearing here are the best quality possible considering the condition and legibility of the original copy and in keeping with the filming contract specifications.

Original copies in printed paper covers are filmed beginning with the front cover and ending on the last page with a printed or illustrated impression, or the back cover when appropriate. All other original copies are filmed beginning on the first page with a printed or illustrated impression, and ending on the last page with a printed or illustrated impression.

The last recorded frame on each microfiche shall contain the symbol \rightarrow (meaning "CONTINUED"), or the symbol ∇ (meaning "END"), whichever applies.

Maps, plates, charts, etc., may be filmed at different reduction ratios. Those too large to be entirely included in one exposure are filmed beginning in the upper left hand corner, left to right and top to bottom, as many frames as required. The following diagrams illustrate the method:



L'exemplaire filmé fut reproduit grâce à la générosité de:

Thomas Fisher Rare Book Library,
University of Toronto Library

Les images suivantes ont été reproduites avec le plus grand soin, compte tenu de la condition et de la netteté de l'exemplaire filmé, et en conformité avec les conditions du contrat de filmage.

Les exemplaires originaux dont la couverture en papier est imprimée sont filmés en commençant par le premier plat et en terminant soit par la dernière page qui comporte une empreinte d'impression ou d'illustration, soit par le second plat, selon le cas. Tous les autres exemplaires originaux sont filmés en commençant par la première page qui comporte une empreinte d'impression ou d'illustration et en terminant par la dernière page qui comporte une telle empreinte.

Un des symboles suivants apparaîtra sur la dernière image de chaque microfiche, selon le cas: le symbole \rightarrow signifie "A SUIVRE", le symbole ∇ signifie "FIN".

Les cartes, planches, tableaux, etc., peuvent être filmés à des taux de réduction différents. Lorsque le document est trop grand pour être reproduit en un seul cliché, il est filmé à partir de l'angle supérieur gauche, de gauche à droite, et de haut en bas, en prenant le nombre d'images nécessaire. Les diagrammes suivants illustrent la méthode.

Pamph
Econ
Fin
W

SPEECH

OF THE

HON. S. C. ^{Casey} WOOD, ₍₁₈₃₀₋₁₉₁₃₎

Treasurer of the Province of Ontario,

DELIVERED ON THE 5TH FEBRUARY, 1879,

IN


The Legislative Assembly of Ontario,

ON MOVING THE HOUSE INTO COMMITTEE OF SUPPLY.

REPORTED BY L. V. PERCIVAL.

Toronto:

PRINTED BY C. BLACKETT ROBINSON, 5 JORDAN STREET.
1879.



SPEECH

OF THE

HON. S. C. WOOD,

Treasurer of the Province of Ontario,

DELIVERED ON THE 5TH FEBRUARY, 1879,

IN

The Legislative Assembly of Ontario,

ON MOVING THE HOUSE INTO COMMITTEE OF SUPPLY.

REPORTED BY L. V. PERCIVAL

327312
20. 5. 36.

Toronto:

PRINTED BY C. BLACKETT ROBINSON, 5 JORDAN STREET.

1879

INDEX.

	PAGE
Assets	9-11
Administration of Justice	20-21, 39-40
Agriculture and Arts	26-27
Attorney General's Department—salaries and increase of business	44-45
Amounts distributed to the People since 1871	45-46
Crown Lands Department	28-29, 40-41 51-56
Civil Government	34
Cameron, Hon. M. C., as to salaries	35
Contingencies—comparative statement for 1871 and 1878	56-69
Decreases in Estimates	16-17
Drainage Works	85
Expenditure	6
Estimated Receipts	14-15
Education	22-24
Inspector of Prisons and Asylums	37, 43-44
Immigration Department	25-26
Liabilities	12-13
Legislation	18-20
Miscellaneous	34
Public Works and Public Buildings	29, 86
Public Institutions, Maintenance	30-32, 79
Policy of Mowat Administration	47
Richards, Hon. Stephen, as to salaries	36
Registrar General's Department	40
Railways:—	
Condensed Statement	70
Aid under 34 and 35 Vic., \$1,900,000	71-73
Railway Aid, \$100,000 a year, for twenty years	74-76
Railway Aid, 39 Vic.	77-78
“ “ 40 Vic.	79-80
“ “ 41 Vic.	81
Statement shewing mileage of various Railways in Ontario	82-84
Secretary and Registrar's Department	38-39
Treasury Department	41-42

.....	PAGE
.....	9-11
.....	20-21, 39-40
.....	26-27
.....	44-45
.....	45-46
.....	9, 40-41 51-56
.....	34
.....	35
.....	56-69
.....	16-17
.....	85
.....	6
.....	14-15
.....	22-24
.....	37, 43-44
.....	25-26
.....	12-13
.....	18-20
.....	34
.....	29, 86
.....	30-32, 79
.....	47
.....	36
.....	40
.....	70
.....	71-73
.....	74-76
.....	77-78
.....	79-80
.....	81
.....	82-84
.....	38-39
.....	41-42

FINANCIAL STATEMENT

OF THE

HON. S. C. WOOD.

LEGISLATIVE ASSEMBLY,
TORONTO, 5th February, 1879.

MR. SPEAKER,—I have just received intimation that the Statement of Receipts and Expenditures for the year 1878 will be delivered to the House some time this afternoon—certainly before six o'clock—and I may here remark that, although these Receipts and Expenditure Statements have always been pretty full, I am aware that there has been a feeling on the part of the House generally that it would perhaps be more desirable—perhaps more in the public interests—if we could have the Accounts in detail brought down during the Session, and I may state, Sir, that the Government have come to the conclusion that either by increased assistance or otherwise they will make such arrangements as will provide that in future the Public Accounts each year will be brought down at the ensuing Session of Parliament.

Without taking up the time of the House with any preliminary remarks referring to the Receipts and Expenditures, I will simply state what the

RECEIPTS

have been for the past year. On account of Subsidy we received \$1,116,872.80; on account of Specific Grant \$80,000; on account of Interest on Special Funds \$136,696.62, making a total of \$1,333,569.42. The Territorial Revenue has been as follows:—Special Funds, Clergy Lands, \$28,988.73; Common School Lands, \$55,905.53; Grammar School Lands, \$9,487.22; Crown Lands Revenue, \$62,452.77; Woods and Forests, \$284,816.62; Casual Fees, etc., \$3,540.75—in all, for Ter-

ritorial Revenue, \$445,191.62. The revenue from Public Institutions has been as follows:—from the Asylum for Insane at Toronto, \$26,510.84; at London, \$6,549.16; at Kingston, \$1,605.20; at Hamilton, \$260.10; at Orillia, \$1,087.88; Central Prison, Toronto, \$30,031.85; Provincial Reformatory, Penetanguishene, \$1,162.23; Deaf and Dumb Institution, Belleville, \$617.50; School of Practical Science, \$175.00, making the total of Public Institutions Revenue \$67,999.76. The Interest on Investments has been \$156,251.46; on account of Education Revenue, \$51,880.91; on License Fund account, \$75,529.85; on account of Law Stamps, \$66,291.82; on account of Fines, Fees, and Forfeitures, being what is known as Casual Revenue, \$20,292.85; on account of Algoma Taxes, \$581.04; Agricultural Farm, Mimico, \$5,138.46; Settlers' Homestead Fund, on account of repayments, \$521.91; on account of Drainage Assessment, \$11,883.40; on account of Municipal Loan Fund, \$10,288.82; Central Prison, Insurance on buildings destroyed by fire, \$9,000, making a total of \$2,254,421.32.

RECAPITULATION.

*Statement of Receipts of the Province of Ontario during the year ended
31st December, 1878.*

DOMINION OF CANADA.

On account of subsidy	\$1,116,872 80	
On account of specific grant	80,000 00	
On account of interest on special funds	136,696 62	
		\$1,333,569 42

Territorial Revenue—

Special funds, clergy lands	\$28,988 73	
“ common school lands	55,905 53	
“ grammar school lands	9,487 22	
Crown lands revenue	62,452 77	
Woods and forests	284,816 62	
Casual fees, &c., &c.	3,540 75	
		\$445,191 62

Public Institutions Revenue—

Asylum for the Insane, Toronto	\$26,510 84
“ “ London	6,549 16
“ “ Rockwood	1,605 20
“ “ Hamilton	260 10
“ “ Orillia	1,087 88

Institutions
 onto, \$26,-
 Hamilton,
 \$30,031.85;
 and Dumb
 ce, \$175.00,
 9.76. The
 f Education
 on account
 Forfeitures,
 account of
 \$5,138.46;
 521.91; on
 f Municipal
 ildings de-

Central Prison, Toronto	30,031 85	
Reformatory, Penetanguishene	1,162 23	
Deaf and Dumb Institute, Belleville.....	617 50	
School of Practical Science	175 00	
		\$67,999 76
<i>Investments—</i>		
Interest on investments		\$156,251 46
<i>Education—</i>		
On account of education revenue		51,880 91
<i>License Fund Account—</i>		
On account of license		75,529 85
<i>Law Stamps—</i>		
On account of law stamps		66,291 82
<i>Casual Revenue—</i>		
On account of fines, fees, forfeitures, &c.		20,292 85
<i>Algoma Taxes—</i>		
On account of patented lands in Algoma ..		581 04
<i>Agricultural Farm, Mimico—</i>		
On account of Agricultural Farm		5,138 46
<i>Settlers' Homestead Fund—</i>		
On account of repayments		521 91
<i>Drainage Assessment—</i>		
On account of assessment		11,883 40
<i>Municipal Loan Fund—</i>		
On account of Municipal Loan Fund		10,288 82
<i>Central Prison—</i>		
Insurance on buildings destroyed by fire.....		9,000 00
		\$2,254,421 32

e year ended

0
 0
 52
 — \$1,333,569 42

73
 53
 22
 77
 62
 75
 — \$445,191 62

84
 16
 20
 10
 88

Mr. Speaker, we estimated last year to have received \$2,450,000.00, and the falling off is principally under two headings. One is the Territorial Revenue, the deficit being attributable to the depressed state of the lumber market, and also to the inability on the part of locatees to keep up the payments due upon Crown Lands. The other falling off is in connection with the Central Prison; partly owing to the fire and partly to the low prices prevailing on account of wooden wares, &c., the receipts of that Institution have not been what we expected them to be. These, as I have said, are the two main items accounting for the falling off in the receipts as estimated.

THE EXPENDITURE,

Mr. Speaker, has been as follows :—For Civil Government, \$158,721.64; for Legislation, \$126,463.03; for Administration of Justice, \$295,369.52; for Education, \$556,056.84; for Public Institutions Maintenance, \$482,466.76. for Immigration, \$31,975.09; for Agriculture and Arts, Literary and Scientific Institutions, \$97,028.62; for Hospitals and Charities, \$70,673.19; Miscellaneous Expenditure, \$78,901.33. for Public Buildings, \$272,294.83; for Public Works, \$26,313.26; for Colonization Roads, \$85,612.48; Charges on Crown Lands, \$70,509.14; for Refunds, \$56,148.29, making a total of \$2,408,534.02.

RECAPITULATION.

Expenditure, 1878.

Civil Government	\$158,721 64
Legislation	126,463 03
Administration of Justice	295,369 52
Education	556,056 84
Public Institutions maintenance	482,466 76
Immigration	31,975 09
Agriculture, Arts, Literary and Scientific Institutions	97,028 62
Hospitals and Charities	70,673 19
Miscellaneous	78,901 33
Public Buildings	272,294 83
Public Works	26,313 26
Colonization Roads	85,612 48
Charges on Crown Lands	70,509 14
Refunds	56,148 29

Total Expenditure under Supply Bill\$2,408,534 02

I may here, Mr. Speaker, allude to a subject which has been referred to frequently of late, namely, as to what constitutes a yearly surplus and what constitutes a yearly deficit. I am aware that in the last few months there has been some difference of opinion, and of late there has been advanced what might be called a very novel theory, and that is, Sir, that a man cannot have any capital unless he borrows it; that a nation can have no capital account unless the money is borrowed;—that at Ottawa, where public moneys are spent in public buildings, upon railways, canals and so forth, there it is proper to have a capital account,

58,721.64;
\$295,369.-
aintenance,
and Arts,
s and Char-
for Public
olonization
or Refunds,

8,721 64
5,463 03
5,369 52
3,056 84
2,466 76
1,975 09
7,028 62
0,673 19
8,901 33
2,294 83
6,313 26
5,612 48
0,509 14
6,148 29
8,534 02

been referred
early surplus
the last few
ate there has
l that is, Sir,
that a nation
ed;—that at
gs, upon rail-
pital account,

because the money is borrowed, but in the Province of Ontario, one of the Provinces of that same Dominion, spending money for similar purposes, for public buildings, railways, and so on, and in the distribution of the surplus, that expenditure is not to be charged to capital account—and why? Because we have not borrowed the money—because we have taken the money from the accumulated surplus of the Province, all these sums are to be charged against the ordinary expenses of the year, with the view of showing a deficit! Mr. Speaker, I have no hesitation in characterising this theory as not only unfair, but childish and ridiculous. I think I may be allowed, Sir, to refer for a moment to the proposition just mentioned. In the adjustment of the Municipal Loan Fund, it became necessary to distribute some \$3,000,000 of the surplus money, and from the time of the passing of the Act providing for said distribution, each successive Treasurer has treated that as a liability of the Province—not chargeable to the current expenditure of the year, but chargeable against the surplus of the Province. Every Financial Statement made by them bears out the one fact, that they have treated the distribution of the surplus as being a liability and deducted it from the assets for the purpose of showing the amount of surplus on hand. One can hardly understand how any person professing to be an accountant could take the ground that the distribution of \$3,000,000 of our surplus money, known as the Surplus Distribution Fund, should be charged against the ordinary expenses of the year with the view of shewing a deficit. (Hear, hear). But, Mr. Speaker, I will refer to another matter, and that is, the Railway Aid Fund. By turning to page 12 of the Statutes of 1870-1, Cap. 2, Sec. 1, the following words will be found; “For the purpose aforesaid the sum of one million five hundred thousand dollars (\$1,500,000) shall be set apart from and out of the Consolidated Revenue Fund of this Province, and form a fund to be designated “and known as the Railway Fund.” In the Statutes of 1871-2, page 46, Cap. 24, Sec. 1, these words will be found:—“The sum of four hundred thousand dollars (\$400,000) shall be set apart from and out of “the Consolidated Revenue Fund of the Province, and shall be added to “and form part of the fund designated and known as the Railway Fund, “established under the Act in aid of Railways.” Now, here are two separate Acts setting apart sums of money from and out of the Consolidated Revenue Fund, and to be known as funds for a certain designated purpose, and still there are those who claim that the payments upon these Railway Funds should be charged against the ordinary expenses of the year, with the view of shewing a deficit. The untenableness of that

position does not require any comment : it only requires to be mentioned to show its absurdity.

Now, with reference, Mr. Speaker, to the Assets and Liabilities, I had hoped to have been able to have laid before this House a statement of the final adjustment of the accounts between the Province of Ontario and the Dominion of Canada, and between the Province of Ontario and the Province of Quebec. With that object in view, I made several applications to the late Dominion Government, and at last it was decided that after the general elections this matter would be gone into ; but the defeat of the Mackenzie Administration and the accession to power of the present Government, have prevented this intention being carried out, as it was impossible for the present Finance Minister to find time to go into the question until after the next Session of Parliament. Now, Sir, there are several unsettled accounts between this Province and the Dominion of Canada ; for instance, the interest on the Upper Canada Building Fund. We claim that a certain portion of that Fund—some \$600,000—for many years should have borne interest at six per cent., whereas they have allowed us only five per cent. Then, Sir, we have what is known as the Land Improvement Fund, the Crown Lands Suspense Account, the Crown Lands Department Account, the Quebec Turnpike Trust, the claim which the Dominion Government have against us for the maintenance of lunatics at Rockwood Asylum, and also our claim against them for timber dues collected on what was formerly a part of Keewatin Territory but which is now declared by the late award to be a part of the Province of Ontario.

Mr. MEREDITH.—What do you estimate that at ?

Mr. WOOD.—I do not know, but I do know that there are several owners of large limits there, and whatever dues have been received by the Dominion Government from them, we are entitled to, under this arbitration.

Mr. SCOTT.—Do you claim also for lands sold there ?

Mr. WOOD.—One would suppose, now that that section of the country has been decided to be ours, any moneys that had been derived by the Dominion Government should belong to us. At any rate, we certainly intend to press that claim. But, Mr. Speaker, the settlement of these outstanding accounts will not materially affect our financial position. It is quite impossible to say what may be the result of a settlement with the Dominion Government. We know pretty well—in fact, very well—how we stand with the Province of Quebec, but these uncertain claims

and unsettled accounts with the Dominion of Canada may result in favour of the Dominion, or it may turn out that we owe them some small sum—certainly not a large one. I will, therefore, give what I believe to be a full statement of our liabilities, and such of our assets as are not disputed, together with such other assets as have been determined by the award of the Arbitrators to be ours. I will, first, Mr. Speaker, give a statement of the

ASSETS,

and I may begin by stating that we have sold £145,900 sterling of what are known as Five per cent. Bonds, that we have sold them at 105 and 105½, and that, consequently, they do not appear in this statement of assets which I am about to give. We have, then, Dominion six per cents. in stock and bonds, \$850,000; Dominion five per cent. debentures, £250,100, sterling, or at par value, \$1,217,153.33; market value over par value, \$111,857.66, making a total of investments of \$2,179,010.99. Then we have Drainage—five per cent. debentures, amounting on the 31st December, 1878, to \$195,503.37; Drainage, municipal rent charges for works completed and under construction, \$346,315.45; overdue interest on account of same, \$11,022.00; Drainage—five per cent. Tile Drainage Debentures, amounting on the 31st December, 1878, to \$700, making a total on account of Drainage of \$553,540.82, or a total of investments of \$2,732,551.81. We now come to the Trust Funds which are held by the Dominion Government, they paying us interest. The first is the Upper Canada Grammar School Fund, being on account of 250,000 acres of land set aside in Cap. 10, 2nd Vic., \$312,769.04; the Upper Canada Building Fund, \$1,472,391.41; the Land Improvement Fund, being one-fourth of the collections on account of Common School Lands sold between the 14th March, 1853, and 6th June, 1861, as per Award, \$124,685.18; the Common School Fund, proceeds realized up to the 1st July, 1867, after deducting Land Improvement Fund, \$1,520,959.24, the proportion belonging to Ontario as per Census of 1871 being \$876,573. I may explain in connection with this Common School Fund that whereas it was formerly divided, in a rough way, by giving four-ninths to Quebec and five-ninths to Ontario, the Award decides that the division of the fund and the interest thereon shall be in accordance with the last Census, so that every ten years, as each Census is taken, the amount we receive may vary for better or worse. Our position was better in 1871 than in 1861, as we had increased in population more rapidly during that time than Quebec.

MR. MERRICK.—It was less this year than last ?

MR. WOOD.—The Governments at Quebec and Toronto have treated the fund in the same way. They have taken it as being divisible between Quebec and Ontario in the proportion of four-ninths to the one and five-ninths to the other.

MR. SCOTT.—Is not that the way the Award divides it ?

MR. WOOD.—No. Last year the Common School Fund amounted to \$1,645,644.42, five-ninths of which coming to Ontario were \$914,000. The Award determined that out of this \$1,645,644 there shall first come the sum of \$124,685.15 and that the interest on the balance shall be paid in proportion to the population according to the last census.

MR. MEREDITH.—Why did you not deduct it last year ?

MR. WOOD.—Because last year the Award had not been confirmed, and we simply took five-ninths, but so soon as the award had been confirmed—so soon as we knew what we were entitled to—just so soon did we place ourselves in the right position, and the Hon. Member for London, will find that in taking this course we are not doing anything that will better our financial position. It would be better for me now to make the same statement and divide the Common School Fund just as I did last year if I wished to present to this House a larger surplus than we really possess, for while we might claim from the Dominion Government the amount of the Land Improvement Fund, we must not forget that the moment that money comes into our hands we must hand it over to the Municipalities, and therefore we treat that sum as a liability. This makes the total of Special or Trust Funds with the Dominion of Canada \$2,786,418.63. Then the value of the Library share assigned to Ontario as per Award is \$105,541 ; balance due on account of Municipal Loan Fund debts, \$144,135.43 ; balance due from the Mechanics' Institute, Toronto, on account of the purchase money of the property, \$19,000 : due on account of sale of lands at Mimico, \$6,305 ; due from Credit Valley Railway for land sold for railway purposes as per award of Provincial Valuers, \$9,012.50 ; cash balances in Banks, \$39,784.57, making, a total of \$5,842,748.94.

RECAPITULATION.

A S S E T S.

1.—Investments—			
Dominion 6 per cents in Stock and Bond.....	\$850,000 00		
Dominion 5 per cents Debentures (\$250,100, or at par value)	1,217,153 33		
Market value over par value	111,857 66	\$2,179,010 99	
Drainage—5 per cent. Debentures. Amount invested 31st Dec. 1878..	195,503 37		
Drainage—Municipal Rent Charges for Works completed and under construction	346,315 45		
Over-due interest on acct. of same..	11,022 00		
Drainage—5 per cent. Tile Drainage Debentures. Amount invested 31st Dec., 1878 ..	700 00	553,540 82	\$2,732,551 81
2.—Special or Trust Fund with Dominion of Canada—			
Upper Canada Grammar School Fund, established 2nd Victoria, Cap. 10, and 250,000 acres of land allotted to it. (This Fund is bearing interest at 5 per cent.)		312,769 04	
Upper Canada Building Fund (under 18th Section, Act 1854,) Seigniorial Tenure set apart for local purposes in Upper Canada. (A large portion of this fund should bear interest at 6 per cent., but we have received only 5 per cent.)		1,472,391 41	
Land Improvement Fund, being one-fourth of the collections on account of Common School Lands sold between the 14th day of March, 1853, and the 6th day of June, 1861, as per award		124,685 18	
Common School Fund (see Consolidated Statutes, Cap. 26, 1,000,000 acres set apart). Proceeds realized to 1st July, 1867, after deducting Land Improvement Fund, \$1,520,959.24—portion belonging to Ontario, as per population of 1871. (This Fund is bearing interest at 5 per cent.) ...		876,573 00	\$2,786,418 63
3.—Value of Library Share assigned to Ontario, as per award			105,541 00
4.—Balance due on account of Municipal Loan Fund Debts, 31 Vic., Cap. 47			144,135 43
5.—Balance due from Mechanics' Institutes.....			19,000 00
6.—Balance due on account of sale of lots at Mimico....			6,305 00
7.—Due from Credit Valley Railway Co. for lands sold for Railway purposes, as per award of Provincial Arbitrators			9,012 50
8.—Cash balance in Banks			39,784 57
			\$5,842,748 94

Now the

LIABILITIES

are as follows:—Railway Aid Fund, amount of grant, \$1,900,000 ; less amount paid to 31st December, 1878, \$1,499,837.65, leaving still due on account of that fund \$400,162.35—the same, I believe, as last year ; the Railway Subsidy Fund, amount of annual appropriations for seven years to 31st December, 1878, \$700,000—less amount paid to 31st December, 1878, \$565,403.28, leaving the liability on account of that Fund, \$134,596.72 ; balance due on account of Railway Grants under 39 Vic., cap. 22, \$298,548 ; Surplus Distribution Fund, \$3,115,733.66, less amount paid on account of principal, \$2,964,622.72, leaving a balance on account of that Fund of \$151,110.94 ; then there is due Quebec on account of Common School Fund, an amount made up as follows:—Collections on account of lands sold between 14th June, 1853, and 6th March, 1861, \$673,834.42, and I may explain that according to the award, the only amount on account of Common School Lands which we are entitled to deduct, is 25 per cent. for the Land Improvement Fund from collections on account of sales that were made between the 14th June, 1853, and 6th March, 1861, and that from the collections on account of sales made since the 6th March, 1861, we are only entitled to deduct 6 per cent. for the cost of management, so that in arriving at what our liability is to the Province of Quebec, it becomes necessary in the first place to ascertain what the collections have been on account of lands sold between 14th June, 1853, and 6th March, 1861, and what the collections have been since the latter date, because different rules apply to the two cases.

Mr. MEREDITH.—Are they both settled by the Award ?

Mr. WOOD.—Both by the Award. Now the collections, as I said before, on account of lands sold between the 14th June, 1853, and 6th March, 1861, amounted to \$673,834.42 ; less 6 per cent. cost of management, \$40,430.06 ; one-fourth, or 25 per cent., for Land Improvement Fund, being equal to \$165,958.60.

Mr. SCOTT.—Is the 25 per cent. to be deducted from the \$673,834.42 ?

Mr. WOOD.—That is a moot point, and one which has not yet been determined. It is said that we should first deduct this 6 per cent. for management, and from the balance take the 25 per cent. ; but the settlers claim that they are entitled to one-fourth before the 6 per cent. is taken off. I have taken the entire sum of \$206,388.66 off the total

collections between June, 1853, and March, 1861, leaving the sum of \$467,445.76. Then we have the collections on account of lands sold since 6th March, 1861, \$262,675.39; less 6 per cent. cost of management, \$15,760.52; leaving \$246,914.87 as the sum to be divided between Ontario and Quebec, for collections on account of lands sold since 6th March, 1861, and making the total collections which we have to divide between the Provinces of Ontario and Quebec, \$714,360.63, of which Quebec's proportion according to the population as per census of 1871, is equal to \$302,652.68. Then we have the Land Improvement Fund, due Municipalities for collections on lands sold between 14th June, 1853, and 6th March, 1861, as per Award, the sum of \$124,685.18, making a total of \$1,411,755.87; or, in other words, leaving a surplus of \$4,430,993.07. (Loud applause.)

RECAPITULATION.

LIABILITIES.			
		\$	c.
<i>Railway Aid Fund.</i>			
Amount of Grant		1,900,000	00
Less amount paid to 31st December, 1878		1,499,837	65
			400,162 35
<i>Railway Subsidy Fund.</i>			
Amount of Annual Appropriations; seven years to 31st December, 1878		700,000	00
Less amount paid 31st December, 1878		565,403	28
			134,596 72
Railway Grants, under Stat. 39th Vict., cap. 22.			298,548 00
<i>Surplus Distribution to Municipalities.</i>			
Amount		3,115,733	66
Less amount paid on account of principal		2,964,622	72
			151,110 94
<i>Quebec's share of Common School Fund (made up as follows):</i>			
Collections on account of lands sold between the 14th June, 1853, and 6th March, 1861		673,834	42
Less 6 per cent., cost of management ..	\$40,430	06	
¼ for Land Improvement Fund	165,958	60	
		206,388	66
		467,445	76
Collections on account of land sold since 6th March, 1861	\$262,675	39	
Less 6 per cent., cost of management	15,760	52	
		246,914	87
		714,360	63
Quebec's proportion, according to population of 1871			302,652 68

LIABILITIES—Continued.			
		\$	c.
<i>Land Improvement Fund.</i>			
Due Municipalities for collections on lands sold between 14th day of June, 1853, and 6th day of March, 1861, as per award		124,685 18
Surplus		1,411,755 87
			4,430,993 07
			<u>\$5,842,748 94</u>

Mr. LAUDER.—What is the surplus without the Trust Funds ?

Mr. WOOD.—I have not the figures. Now, Mr. Speaker, I propose to give a statement of the

ESTIMATED RECEIPTS

for the year, and Hon. Members will notice that we are not estimating so large a sum as we did last year—that in fact, our estimate is very much lower. There are certain receipts which we can safely calculate upon, because they are fixed; it requires no skill to estimate them, because they are derived from certain funds, which bear a certain interest which invariably comes to the Province, and there are certain Funds which are directed to be paid under the terms of Confederation. Now we estimate as Subsidy, \$1,116,872.80; as Specific Grant, \$80,000; as Interest on Special Funds, \$136,696.62, making a total of \$1,333,569.42. I may say to the House that of this we receive one-half every six months; it is a fixed item. Then from Crown Lands, or Territorial Revenue we expect to receive—for Crown Lands, \$60,000; for Clergy Lands, \$30,000; for Common School Lands, \$55,000; for Grammar School Lands, \$8,000; for Woods and Forests, \$365,000, or in all, \$518,000. The Public Institutions Revenue we estimate as follows:—Lunatic Asylum, Toronto, \$35,000 London Asylum, \$7,000; Kingston Asylum, \$2,000; Hamilton Asylum, \$1,000; Orillia Asylum, \$1,000; Reformatory, Penetanguishene, \$5,000; Deaf and Dumb Institution, Belleville, \$1,000; Central Prison, \$30,000. I may state so far as the Asylum at Toronto is concerned, that we have estimated some \$5,000 or \$6,000 more than last year, but we are constantly receiving there an increased number of paying patients, and the extra accommodation we are now able to provide at Hamilton, London, and other places, will enable us to grant the applications now made. After a conversation

with Mr. Langmuir I am satisfied that I have not made an over-estimate. The total of the sums I have mentioned is \$82,000.

MR. MERRICK.—That is less than last year?

MR. WOOD.—Yes, less than last year.

MR. MEREDITH.—Were there any estimates for goods sold to Mr. Eddy?

MR. WOOD.—No, the only goods we have taken credit for were those burnt at the fire. Then the Education revenue we estimate at \$55,000: Interest on Investments, \$150,000; Casual Revenue, \$20,000; License Fund, \$75,000; Algoma Taxes, \$2,500; Law Stamps, \$66,000; Drainage Assessment Fund, \$25,000; Agricultural Farm, Mimico, \$1,500; Sale of Revised Statutes, \$1,000; Municipal Loan Fund, \$40,000; Mechanics' Institute, Toronto, \$19,000, making a total of \$2,388,569.42.

RECAPITULATION.

Estimated Receipts, 1879.

Subsidy	\$1,116,872 80	
Specific Grant	80,000 00	
Interest on Special Funds	136,696 62	
		\$1,333,569 42
<i>Crown Lands Revenue—</i>		
Crown Lands	60,000 00	
Clergy Lands	30,000 00	
Common School Lands	55,000 00	
Grammar	8,000 00	
Woods and Forests	365,000 00	
		\$518,000 00
<i>Public Institutions Revenue..</i>		
Lunatic Asylum, Toronto	35,000 00	
“ London	7,000 00	
“ Rockwood	2,000 00	
“ Hamilton	1,000 00	
“ Orillia	1,000 00	
Reformatory	5,000 00	
Deaf and Dumb Institute	1,000 00	
Central Prison	30,000 00	
		\$82,000 00

\$ c.
124,685 18
1,411,755 87
4,430,993 07
\$5,842,748 94

Funds?
aker, I pro-

estimating so
is very much
late upon, be-
hem, because
tain interest
ertain Funds
ration. Now
t, \$80,000; as
\$1,333,569.42.
half every six
or Territorial
\$60,000; for
\$55,000; for
\$365,000, or in
nate as follows:
\$7,000; King-
Asylum, \$1,000;
mb Institution,
te so far as the
some \$5,000 or
eiving there an
ommodation we
ther places, will
r a conversation

Education Revenue	55,000 00
Interest on Investments	150,000 00
Casual Revenue ..	20,000 00
License Fund	75,000 00
Algonia Taxes	2,500 00
Law Stamps	66,000 00
Drainage Assessment Fund	25,000 00
Agricultural Farm, Mimico	1,500 00
Sale of Revised Statutes	1,000 00
Municipal Loan Fund	40,000 00
Mechanics' Institute, Toronto	19,000 00

\$2,388,569 42

MR. MERRICK.—Do I understand you to say that the proceeds from the sale of the Mechanics' Institute building are included in that revenue, or is it credited to Capital Account?

MR. WOOD.—It is included in the statement I have given. Now, Mr. Speaker, I do not know that it is necessary for me to make any lengthened remarks with reference to the Estimates, which have been in the hands of Hon. Members since yesterday. I do not know that there is anything particularly new or striking in them, or anything that requires an explanation. I may simply state that there are

DECREASES IN THE ESTIMATES

this year as compared with last year—(hear, hear). It will be found that there is a decrease in Civil Government of \$3,050; in Legislation of some \$29,100, which is principally in the Sessional Allowance (loud applause); and I may be permitted to remark, Mr. Speaker, that, as in raising this allowance from \$600 to \$800 per head, we had the co-operation of Hon. Members opposite, now that we have decided to reduce it, I hope that we shall receive their co-operation once more. (Hear, hear.) The decrease in the Administration of Justice is \$14,043, principally in the item of aid to Counties. Under the head of Education there is a reduction of \$27,880, being made up of decreases as follows:—On account of Departmental Examinations, \$4,000; Training of Teachers, \$3,200; Maps and Apparatus, \$13,000, and in Miscellaneous, \$6,000.

MR. MEREDITH.—Is that an actual saving?

MR. WOOD.—In one sense it may be called so. There is no doubt, so far as Departmental Examinations and Training of Teachers are concerned, it is a saving. Now, Mr. Speaker, with reference to Immigration, we find a decrease of \$10,500. In Public Buildings, owing to

.....	55,000 00
.....	150,000 00
.....	20,000 00
.....	75,000 00
.....	2,500 00
.....	66,000 00
.....	25,000 00
.....	1,500 00
.....	1,000 00
.....	40,000 00
.....	19,000 00

\$2,388,569 42

proceeds from
in that revenue,

given. Now,
me to make any
ch have been in
know that there
anything that re-
are

It will be
of \$3,050; in
Sessional Allow-
k, Mr. Speaker,
er head, we had
we have decided
ation once more.
justice is \$14,043,
head of Educa-
decreases as fol-
000; Training of
n Miscellaneous,

here is no doubt,
Teachers are con-
ference to Immi-
ldings, owing to

the fact of our Asylums being about completed, there is the very large decrease of \$209,526. We have had to make some few increases in the Estimates—for instance, in the Public Institutions maintenance, which is attributable not to any increase in the cost of keeping the inmates, because the cost is less per inmate, owing to the reduced price of provisions; but it is altogether owing to the increased number of inmates, and consequent larger expenditure. However, the increase is only some \$9,000.

MR. MEREDITH.—How does the Hon. gentleman account for the decrease in the cost of fuel?

MR. WOOD.—Last winter, if the Hon. gentleman will recollect, was a very mild one and in a great many Institutions we had a stock of fuel on hand at the end of the year, and then, again, the price is very low, indeed, now. The item of Agriculture and Arts, etc., is increased by the sum of \$3,400, and that is principally owing to the increased number of Mechanics' Institutes.

RECAPITULATION.

Principal Decrease in Estimates for 1879.

Civil Government	3,050 00
Legislation	29,100 00
Administration of Justice	14,043 00
<i>Education—</i>	
Departmental Examinations	4,000 00
Training of teachers	3,200 00
Maps and apparatus	13,000 00
Miscellaneous	6,000 00
Other decreases	1,680 00
	27,880 00
Immigration	10,500 00
Public Buildings	209,526 00
	<u>\$294,099 00</u>
<i>Principal Increases—</i>	
Public Institutions maintenance	9,464 00
Agriculture, Arts, Mechanics' Institutes, &c.	3,400 00
Hospitals and charities	3,197 00
Miscellaneous	5,986 00
	<u>\$22,047 00</u>

I do not know, Mr. Speaker, that it is necessary for me to go over all the items, but, Sir, what I do propose to do, with the permission of the House, is to discuss (perhaps at some length, but in as short a space of time as possible) the increases which have taken place in connection with the affairs of this Province during the last five or six years. I do not propose to take up the question year by year, but what I do say is that it is a very proper subject for discussion, very proper under present circumstances, in view of the fact of there having been a large increase in the expenditure since the Reform Party came into power, and of the fact of this being the last Session of the present Government. (Loud laughter). I am very glad that I have been able, by a slip of the tongue, to raise a laugh, because I have seen nothing but long faces opposite for some time. What I intended to say was that this is the last Session of the present *Parliament*, and it is proper to discuss what the increases have been, and also whether they have been in a proper direction and in the interests of the country. For this purpose it will be necessary for us to pick out some years by which we shall be able to make a proper comparison, and I think Hon. gentlemen opposite will admit that in selecting the years 1871 and 1878, they, at least, will have no cause to complain—they at least will not say that we have taken so far as they are concerned an unfortunate year or that we have taken so far as we are concerned a fortunate year. I think, Mr. Speaker, the proper thing to do is to commence at this Chamber, for the legislative expenses in connection with this House are perhaps more directly under the joint control of the Hon. Members on both sides than any other Department under Government. You, Sir, are an officer of this House; the Clerk of the House, the messengers, pages and all the employees surrounding you, are supposed to be under the joint control of the House. Now in 1871 the cost of

LEGISLATION

was \$94,177; in 1878 it was \$126,463, the increase has been—for salaries, \$2,575, part of which may be accounted for by the fact that in 1871 the salary of the Speaker does not appear in the Public Accounts under the head of Salaries but is charged to Legislation. Then the salaries of pages, messengers, etc., have increased by \$3,831, and it will be within the recollection of Hon. Members of this House that the salaries of messengers and pages were increased by the joint consent and expression of the House. Then we have stationery, printing, etc., increased

by \$7,316. The reason or explanation of that is that more returns were brought down and printed; the reports were more voluminous, and so far as the Sessional Papers are concerned, in 1871 there were only two and in 1878 there were four. Another item of increase is on \$2,136 account of Library; the answer to that, Mr. Speaker, is simply that more books were purchased. But the great increase in connection with legislation is that of indemnity to Members, which amounted to \$33,361, and I would ask Hon. gentlemen opposite—I would ask Hon. gentlemen on this side of the House—whether with regard to that increase (beside which the other increase in legislation is a mere bagatelle), we have not had and ought still to have, a joint responsibility? Whether that increase was right or wrong, I do not propose to discuss now; I simply say that, in my opinion, the Sessional allowance was not too large. But we are here to represent the people; the matter is one which is personal to ourselves, and we cannot afford to vote ourselves an amount, even if a large majority of the people think we are entitled to it, when a minority objects; but whether that increase was right or wrong, there should be manliness enough on the floor of this House for every Member, be he Reformer or Conservative, to say: "I was jointly responsible; whatever has been done should not be used to discredit or damage the Reform Government, which the Members supported in that act." Now, Sir, of that whole increase, which I have shewn as principally on account of the Sessional allowance, the only item objected to on the floor of this House was the sum of \$500 voted to your predecessor, so that if the increase was not justifiable, if it was not in the interests of the Province, then, so far as legislation is concerned, all parties are responsible for it.

MR. LAUDER.—No, no.

MR. WOOD.—I admit, Mr. Speaker, that there are three classes in this House—there are those who applied for this increase, there are those who—

MR. LAUDER.—I don't refer to the indemnity at all—the hon. gentleman is discussing the question of joint liability; his view is quite wrong. The Government are responsible for every cent expended.

MR. WOOD.—I may say that this increase accounts for more than the difference in the expenditures of 1871 and 1878. In 1871 there was a large amount paid for election expenses, which do not appear in 1878. My reference was to the items of increase.

FINANCIAL STATEMENT OF

RECAPITULATION.

<i>Legislation.</i>		
Cost of Legislation, 1878		\$126,463 00
“ “ 1871		94,177 00
Increase		<u>\$32,286 00</u>
The increase has been :—		\$2,575 00
1. For Salaries		3,831 00
2. Sessional writers, messengers, pages, &c.		7,316 00
3. Stationery, printing, paper, and binding		2,136 00
4. Library		
More books purchased		33,361 00
5. Indemnity to Members (increased number)		

Now, Mr. Speaker, I propose to refer to the

ADMINISTRATION OF JUSTICE.

In 1871 the expenditure under that head was \$182,621; in 1878 it was \$295,370. I admit that that is a very large increase; and that an item of that kind requires some explanation. But the principal increase is in the amount paid on account of Criminal Justice to County Treasurers, the accounts for which are sent up here to be audited and our proportion paid, and it is something very strange indeed, though true, that the increase in the amount paid to Counties was from \$104,049 in 1871, to \$164,968 in the year 1878. Now this is a matter which the Counties have to a very great extent under their own control. They appoint their own gaolers, their own turnkeys, and purchase their own supplies. Their own constables do duty, their own magistrates make the convictions, and to show what the increase has been in the Counties, I will refer to a few. The amount paid to Carlton in 1871 was \$4,399; in 1877, \$5,075; to Essex, \$2,312 in 1871, and \$4,942 in 1877; to Hastings, \$1,506 in 1871, and \$2,714 in 1877; to Kent, \$2,313 in 1871, and \$3,905 in 1878; to Middlesex, \$7,949 in 1871, and \$11,094 in 1877; to Renfrew, \$1,233 in 1871, and \$2,860 in 1877; to Simcoe, \$3,062 in 1871, and \$7,063 in 1877; to Toronto, \$2,748 in 1871, and \$4,389 in 1877. So that a very large proportion of the increased expenditure on account of Administration of Justice has arisen from the fact that there has been a very great increase in crime, over the cost of which the Government has no control.

Mr. MERRICK.—Are there no Counties that have reduced their expenditure?

Mr. WOOD.—My impression is in looking over these that there are none. The aggregate is some \$60,000 more in 1878 than in 1871. Then, it will be in the recollection of Hon. members that it was found necessary, owing to the increased work done by Judges, to appoint four additional ones, which meant not only additional salaries of \$1,000 paid to them, but other Court expenses. Then some \$5,000 more has been paid for Crown Counsel prosecutions, owing partly to the larger number of cases tried, and partly to the accounts of the year 1877 having been left over till 1878. Then since 1871 we have had to appoint a Stipendiary Magistrate at Haliburton, at a cost of \$1,376, and have established a Police Force at Clifton, causing an outlay of \$4,571, and we have paid for reporters in Courts of Law, an innovation which has been confessed on both sides of the House to be in the interests of the country, some \$6,300. In the item of Administration of Justice, I have referred to certain large increases, but it can easily be shown that so far as the Province is concerned, the expenditure has increased no more rapidly in proportion than it has in the different townships, counties, villages, towns and cities, throughout the land.

RECAPITULATION.

Administration of Justice.

1871.....\$182,621.....1878.....\$295,370

Amount paid on account of Criminal Justice to County Treasurers in 1871, \$104,049; in 1878, \$164,968.

Increases in Counties.

	1871	1877
Carleton.....	\$4,399	\$5,075
Essex.....	2,312	4,942
Hastings.....	1,506	2,714
Kent.....	2,313	3,905
Middlesex.....	7,949	11,094
Renfrew.....	1,233	2,860
Simcoe.....	3,062	7,063
Toronto.....	2,748	4,389

The above table shews the actual expenditure for the accounts of the years 1871 and 1877. The Public Accounts shew partial payments for accounts of 1870-71, and 1876-77.

\$126,463 00
 94,177 00

 \$32,286 00

 \$2,575 00
 3,831 00
 7,316 00
 2,136 00

 33,361 00

\$182,621; in large increase; tion. But the Criminal Justice set up here to be very strange in- to Counties was Now this is a under their own runkeys, and pur- duty, their own the increase has ant paid to Carle- \$2,312 in 1871, d \$2,714 in 1877; \$; to Middlesex, nfrew, \$1,233 in 1871, and \$7,063 n 1877. So that a on account of Ad- at there has been a the Government has

FINANCIAL STATEMENT OF

Items of increase since 1871.

Stipendiary Magistrate at Haliburton	\$1,376
Police Force at Clifton	4,571
Reporters in Courts of Law	6,300

Mr. Speaker, I will next refer to

EDUCATION.

In 1871 the expenditure was \$351,306 ; in 1878, \$556,056, or an increase of \$204,750. The principal items causing this increase are as follows :—Grants to Public and Separate Schools in 1871, \$172,985 ; in 1878, they were \$239,345, or an increase of \$66,360. This is partly owing to the Government coming down with a proposition to grant more liberal aid to schools, and partly to increased population. Then the grant to Poor Schools in 1871 was \$5,990 ; in 1878, \$11,993, being an increase of \$6,003. Then we come to the question of the grant to Superannuated Teachers, and while I have no objection (and I do not know that I have ever urged one), to the law or regulation which provides for these sums to be paid to superannuated teachers, it does seem rather hard, and perhaps unfair, that we should be charged with an increase on account of grants for educational purposes when they are principally sums paid either directly to the people or to the persons in their employ, thereby reducing the amounts they would have to pay to these officials. And it seems still more unfair that we should be charged with this particular increase when a part of it arose out of the legislation of the previous Government. I do not find fault with that legislation, but I wish to point out that the Superannuation Fund has had very largely to do with the increase on account of Education. Now in the year 1871 the Superannuation Fund was \$6,143 ; in 1878 it was \$41,319, or an increase of \$35,176. There are those who tell us that this expenditure is unnecessarily large, but they do not give us credit for the receipts, or even take credit for them themselves.

MR. MERRICK.—What were the receipts?

MR. WOOD.—The receipts have been up to 1877 \$14,000, but under the Act the expenditure went up to \$41,000, and comparing 1878 with 1871 we find the increase on account of Superannuated Teachers to be \$35,176.

MR. MERRICK.—What were the receipts in 1871?

MR. WOOD.—Very small, and the increase in expenditure was very much larger than the increase in receipts. However, I do not find fault

with this increase; perhaps it is a very proper one, but still we are not responsible for the expenditure under this head.

MR. LAUDER.—What was the net increase?

MR. WOOD.—About \$22,000. The grants to High Schools and Collegiate Institutes in 1871 amounted to \$71,487, and in 1878 to \$78,726, an increase of \$7,239, owing principally, if not wholly, to the increased number of High Schools. Then we take Public School Inspection. In 1871 it was \$11,527 and in 1878 it was \$28,061. I would call the attention of Hon. Members to the fact that we are not responsible for this increase either. I do not say that the system is not a good one:—on the contrary I believe that the Inspectors appointed under the Act of John Sandfield Macdonald have done good service. I think the system is very much in advance of the one in vogue before, but what we maintain is that we should not be charged with an increase which is the result of the legislation of a former Government. (Hear, hear). The increase under the head of School Inspection, then, we find to be \$16,534. Now we come to another item—the Normal School at Ottawa, and I admit that this is a subject open to debate and which admits of two opinions. There are those in this House who think that one Normal School, viz.: the one at Toronto, is all that is necessary, and that it was not desirable that more money should be expended in the direction of additional establishments of the kind. There are others, again, who think that a Normal School in the Eastern portion of the Province has long been needed. It is certainly true that in sections of the country distant from a Normal School the teachers are not so well-trained and as a natural result the children not so well educated, and anyone taking up the Reports for the last five years will admit that in the particular sections which surround the Normal School at Toronto, not only is the standard of the teachers greatly improved but the schools are better taught now, the children as a result better educated, and the general advancement more marked. In the eastern section of the Province we found that a better class of teachers was required—that they were far from being as efficient as those living in the neighbourhood of Toronto, and the policy the Government decided to pursue was to comply with the demand of the people and give them a Normal School, and the result has been most satisfactory. There are others who think that we should have one in the Western section of Ontario, and locate it at London or Woodstock, but it will not do for those who think that we should have one at Toronto and one in the west, to claim that the expenditure on account

... \$1,376
... 4,571
... 6,300

056, or an in-
crease are as
\$172,985; in
360. This is
a proposition
increased popula-
990; in 1878,
to the question of
ve no objection:
aw or regulation
ated teachers, it
ould be charged
l purposes when
ople or to the per-
ey would have to
that we should be
c arose out of the
nd fault with that
nnuation Fund has
Education. Now
43; in 1878 it was
se who tell us that
ot give us credit for

\$14,000, but under
omparing 1878 with
uated Teachers to be

711
expenditure was very
er, I do not find fault

of the Normal School at Ottawa was not in the public interest. The annual cost of the Ottawa School is \$11,373.

MR. MERRICK.—What are the receipts?

MR. WOOD.—There are none. The receipts come from the Model School at Toronto alone. Another item which does not appear in 1871 at all is under the head of Training of Teachers. That item represents an experiment, and, so far as I am able to learn, it has been a successful one. There is no doubt that there are some cases where it has proved the reverse, but, taking the reports received from the different counties, I have come to the conclusion that the establishment of County Model Schools for the training of Public School Teachers has been a great success, and it has cost only some \$20,815. Then, sir, we come to Departmental Examinations, which item also does not appear in 1871. Every member of this House knows what very great want of uniformity we had formerly in the examination of teachers. Some teachers who could not get a certificate in one county would go to another county and get one there; and some who got a first-class certificate in one county could not obtain a second-class in another. There was no regularity in the system. It depended very much upon the peculiar notions of the Board—very often upon their ability, and sometimes, too, certificates went by favour. But, Mr. Speaker, in the interests of the teachers themselves, and in the interests of the general community, the Government decided to establish what are known as “Departmental Examinations,” giving a uniform character to certificates throughout the whole Province. This has cost some \$13,970. Now, sir, the salaries and contingencies of the Normal School, Toronto, in 1871 were \$17,789, and in 1878 \$22,659, an increase of \$4,870. The depository salaries and contingencies in 1871 were \$4,975, and in 1878 they were \$9,268, or an increase of \$4,293. The Inspection of High Schools and Collegiate Institutes was \$2,999 in 1871, and \$7,537 in 1878, or an increase of \$4,538, to which if you add the Departmental Contingencies and the item of Miscellaneous Expenditure, you have the full sum which I have given as being the increase on account of Education.

RECAPITULATION.

<i>Education.</i>	
1871	\$351,306 1878
An increase of	\$556,056 \$204,750

Principal increases.

	1871.	1878.	Increase.
Grants to Public and Separate Schools	\$172,985	\$239,345	\$66,360
“ Poor Schools	5,990	11,993	6,003
Superannuated Teachers	6,143	41,319	35,176
Grants to High Schools and Collegiate Institutes....	71,487	73,726	7,239
Public School Inspection	11,527	23,061	16,534
Normal School at Ottawa.....	<i>nil.</i>	11,373	11,373
Training Teachers	“	20,815	20,815
			163,500
Departmental Examinations	“	13,970	13,970
<i>Normal and Model Schools, Toronto—</i>			
Salaries and Contingencies.....	17,789	22,659	4,870
Depository Salaries and Contingencies.....	4,975	9,268	4,293
Inspection of High Schools and Collegiate Institutes.	2,999	7,537	4,538
			191,171
<i>Educational Department—</i>			
Salaries and Contingencies	15,647	21,981	6,334
Miscellaneous Expenditure.		\$8,568 44	

We have a small increase in the

IMMIGRATION DEPARTMENT

which I shall pass over with but a few remarks. I am aware that there is a diversity of opinion as to this on both sides of the House, but I would point out the fact that in 1871 we expended \$29,712.56, and in 1878 \$31,975.09, or an increase of \$2,262.53. This increase is more than accounted for by the charge for the carriage of immigrants from Quebec in 1878, being \$7,139.32, and nothing in 1871, and the reduction of ocean passages, amounting to \$3,181.13. Now I may state that the carriage of immigrants from Quebec is in accordance with the agreement made with the Dominion Government. I may also state for the information of the House what number of immigrants left the British Islands in 1871 and in 1878 respectively, and I may here remark that a large number of immigrants will necessarily find their way here whether they are assisted or not, and if no money were expended either in assisted passages or in forwarding immigrants from Quebec to Ontario or in paying their railway fares to the different sections of this Province where they might intend settling, then we would be able to say that the cost per head was nothing, and in fact that the year that such a policy was carried out was the cheapest year for immigration purposes that we could have. What I wish to convey is this: that when a large number

..... \$556,056

..... \$204,750

creased from \$500 in 1871 to \$750 in 1878; the grants to Mechanics' Institutes were \$10,206.90 in 1871 and they received \$19,338.92 in 1878, or an increase of \$9,132.02. Under the head of Miscellaneous the increases have been—printing, &c., of Agricultural and Arts Reports \$170.70 in 1878—nothing in 1871; prize books, Veterinary College, \$20 in 1878, nothing in 1871; Literary and Scientific Institutions, \$1,350 each year; the Art Union and School of Art and Design received nothing in 1871 and \$2,100 in 1878; the School of Agriculture was not in existence in 1871 and cost \$21,968 in 1878, and the School of Practical Science, also established since 1871, cost \$1,896.49 in 1878, altogether a total expenditure under this head of \$76,277.90 in 1871 as against \$120,894.04, or an increase of \$44,616.14. The increase in the aid to Hospitals and Charities is considerable, being \$40,260 in 1871, as against \$70,673.19 in 1878—an increase of \$30,413.19; but I am not aware, Sir, that there is any fault to find with the increase in that direction. In fact I have yet to learn that any Member either on the floor of this House or outside of it can say that these expenditures as a whole have not been in the best interests of the Province of Ontario.

RECAPITULATION.

Comparative Statement of Expenditure on account of Agriculture, Arts, &c., &c., and Hospitals and Charities.

	1871.	1878.	Increase.
	\$ c.	\$ c.	\$ c.
Agricultural Societies	53,721 00	59,699 00	5,978 00
Agricultural and Arts Association	10,000 00	10,000 00
Fruit Growers' do	500 00	1,000 00	500 00
Dairymen's do	2,000 00	2,000 00
Poultry do	600 00	600 00
Entomological do	500 00	750 00	250 00
Mechanics' Institutes	10,206 90	19,338 92	9,132 02
<i>Miscellaneous—</i>			
Printing, &c., Agricultural Report	170 70	170 70
Prize Books, Veterinary College	20 00	20 00
*Literary and Scientific Institutions	1,350 00	1,350 00
Art Union and School of Art and Design..	2,100 00	2,100 00
School of Agriculture—Maintenance†.....	21,968 93	21,968 93
School of Practical Science†	1,896 49	1,896 49
	76,277 90	120,894 04	44,616 14
Hospitals and Charities	40,260 00	70,673 19	30,413 19
Total.....	116,537 90	191,567 23	75,029 33

* This is not in excess of 1871, but should be added to the statement.

† This is included in Public Institution Maintenance, and is placed to show the full expenditure under Agriculture, Arts, &c.

t Britain,
he way of
n left the
25,842 or
lands was
n per cent.
ustoms are
the British
172.

31,975 09
29,712 56
\$2,262 53

\$7,139 32
3,181 13
\$10,320 45

0 per cent.)
5 per cent.)

ALS AND

I am concerned,
e grants to Agri-
me to \$59,699, or
larger number of
ber of this House
tion, or whether it
? In fact, Sir, I
ons were presented
use, asking that the
e Agricultural and
0,000 in 1878; the
and \$1,000 in 1878,
ere receiving nothing
ation had nothing in
y grant has been in-

I will now refer, Mr. Speaker, to the

CROWN LANDS DEPARTMENT,

and I shall take up that portion of the expenditure which is exclusive of refunds. In 1871 the expenditure under this head was \$101,715.98; in 1878 it was \$156,121.62, an increase of \$57,502.94, or a net increase of \$54,405.64. Now I wish to call the attention of the House to the several items which form this increase. Agents' salaries, Commissions, and Woodrangers in 1871 cost \$24,972.59; in 1878 it was \$31,246.28, or an increase of \$6,273.69. Owing to the imperfect returns sent in it was found necessary to enlarge the system inaugurated by John Sandfield Macdonald's Government and increase the number of woodrangers, and the result was an increased expenditure, but the change has operated most satisfactorily. (Hear, hear). This item also covers the expenditure on account of Agents. Now the Townships opened for location in 1871 were 55 and in 1878, 92, and there was a proportionate increase in the number of persons located. The result was that the number of agents had to be increased from 9 in 1871 to 14 in 1878. I think that is a most satisfactory explanation of the increase under that head. Then, Sir, we have the expenditure on Colonization Roads; in 1871 it was \$55,409.04, and in 1878, \$85,612.48, or an increase of \$30,203.44. I hope that no Hon. Member will say that this increase, at least, was not in the best interests of the country.

MR. MEREDITH.—That depends upon how the money was expended.

MR. WOOD.—Then I will state how it was expended, and I am glad the Hon. Member for London has called my attention to this, for otherwise I should have passed it over. Now, the number of miles of new roads completed in 1871 was 40; in 1878 it was 158. (Hear, hear.) The miles of road repaired in 1871 were 122; in 1878 there were 385 miles repaired. Now, I will ask the Hon. Member for London if he is satisfied that this increase of expenditure was in the public interest? (Applause.) The next item we come to is Surveys. The amount paid for surveys in 1871 was \$17,902.05; in 1878, \$38,927.86, or an increase of \$21,025.81. The only explanation that can be given, and all that is required, is simply that a larger number of townships were surveyed in the latter year. Then we have the valuation of land by Inspectors, an item which appears in 1871, and not in 1878, \$2,920.10. We have also other charges appearing in 1871, and amounting in that year to \$512.20, and to \$335 in 1878. I have now given the whole of the increase in expenditure in detail, amounting to \$57,502.94, from which we deduct the decrease, viz.: \$3,097.30, giving a net increase of \$54,405.64.

MR. MERRICK—For how many patients?

MR. WOOD—I cannot give the number. Most of the Institutions in the United States have a large number of inmates. In the State Asylum at Napa, Cal. the cost is \$272.80; in the state Asylum at Madison, Wis., it is \$259.33; in the State Asylum at Kalamazoo, Mich., \$253.24; in the State Asylum at Danville Pennsylvania, \$233.44; and in the State Asylums of Massachusetts, the cost is respectively \$195, \$189.28, and \$175.38. Now I think, Mr Speaker, that so far as the maintenance of our Lunatic Asylums is concerned, that is pretty fair evidence that they are economically managed. The number of pupils in the Institution for the Deaf and Dumb, Belleville, in 1871 was 107, and 277 in 1878, and the cost of maintenance was \$20,718.06 in 1871, and \$37,857.41 in 1878. The number of persons confined in the Reformatory in 1871 was 155, and in 1878, 196; while the cost of maintenance in 1871 was \$21,710, and in 1878 \$27,569.70. Now I wish to call the attention of the House to certain Institutions which were not in existence in 1871 but which now come under the head of Public Institutions Maintenance. There is the Asylum for Idiots at Orillia, the cost of which last year amounted to \$19,742.83. Then comes the Lunatic Asylum at Hamilton, costing \$31,801.68 in 1878; the Agricultural College at Guelph, costing \$21,968.93; the Institution for the Blind, Brantford, being an expense of \$28,099.68; the Central Prison, Toronto, including stock for industries, \$86,110.63; the School of Practical Science, \$1,896.49. Now these institutions which I have mentioned are the ones which were not in existence in 1871, and therefore do not form part of the expenditure of that year. I may here make a few short statements with reference to the system pursued in purchasing supplies for these Institutions, for that also forms part of the financial operations connected with their maintenance, and a very important one. Now the cost of maintenance of our Lunatic Asylums was, from the 1st Oct. 1877 (I am now quoting from the Report of the Inspector), \$270,161, including salaries. Of this amount the goods and supplies bought under the contract system, by tender, amounted to \$105,379; services for which tenders could not be asked, such as gas, repairs, amusements, &c., \$18,168; dry-goods, groceries, and supplies purchased in open market \$64,429; salaries and wages, \$82,185, making up the total of \$270,161.

RECAPITULATION.

PUBLIC INSTITUTIONS MAINTENANCE.

Lunatic Asylums.

Expenditure in 1871, including amount due for keep of inmates at Rockwood and Reformatory	\$225,037 17
Expenditure in 1878, including purchase for industrial department	482,466 76
Expenditure, Lunatic Asylum Maintenance, 1871	128,995 00
Keep of inmates at Rockwood	53,714 00

Tot. ' 1871

182,709 00

Expenditure, Lunatic Asylum Maintenance, 1878

279,053 00

Asylums in 1871—Toronto, London, part of Kingston.

“ “ 1878—Toronto, London, Hamilton, Orillia, and King-
ston.

	1871.	1878.
Average number of Inmates	1,282	2,066

Annual cost per patient.

Toronto	\$122 71
London	134 14
Kingston	120 90
Hamilton	162 80
Orillia	136 07

Annual expense in United States.

State Asylum, Utica, N. Y.	283 96						
“ Napa, California	272 80						
“ Madison, Wisconsin	259 33						
“ Kalamazoo, Michigan	253 24						
“ Danville, Pennsylvania	233 44						
State Asylums of Massachusetts respectively	<table style="display: inline-table; vertical-align: middle;"> <tr> <td style="font-size: 2em; vertical-align: middle;">}</td> <td style="padding-left: 5px;">195 00</td> </tr> <tr> <td style="font-size: 2em; vertical-align: middle;">}</td> <td style="padding-left: 5px;">189 28</td> </tr> <tr> <td style="font-size: 2em; vertical-align: middle;">}</td> <td style="padding-left: 5px;">175 38</td> </tr> </table>	}	195 00	}	189 28	}	175 38
}	195 00						
}	189 28						
}	175 38						

	1871.	1878.
Number of pupils in Deaf and Dumb Institution ..	107	277
Cost of maintenance, “ “ “ ..	\$20,718 06	\$37,857 41
Number of inmates of Reformatory	155	196
Cost of maintenance, “	\$21,710 00	\$27,569 70

The following Institutions were not in existence in 1871 :—

Idiot Asylum, Orillia,	cost of maintenance, 1878.....	\$19,742 83
Lunatic Asylum, Hamilton,	“ “ “	31,861 88
Agricultural College, Guelph,	“ “ “	21,968 93
Blind Institution, Brantford,	“ “ “	28,009 68
Central Prison, Toronto, cost including stock for industries ..		86,110 93
School of Practical Science,.....		1,896 49
Aggregate number of inmates in above Institutions in 1878....		948

System pursued in Purchasing Supplies.

Cost of maintenance of Lunatic Asylums, from 1st October, 1877, to 1st October 1878, including salaries, \$270,161.00.

Of this amount the goods and supplies bought, under contract system, by tender	\$105,379 00
Services for which tenders could not be asked, such as gas, repairs, amusements, &c.	18,168 00
Dry goods, groceries, and supplies purchased in open market	64,429 00
Salaries and wages.....	82,185 00
	<u>\$270,161 00</u>

Now I feel that whatever our management may have been, whether our expenditure reached the sum of four, five, or six hundred thousand dollars in erecting buildings for the accommodation of the deaf and dumb, the blind and the insane, we were bound to expend that money, and I believe that the people of Ontario will justify any expenditure which is necessary to provide for these unfortunates. But, Sir, never in the history of Ontario until now has any Government, or any Head of a Government, or any Inspector or Board of Inspectors, been able to comply with the demands for admission into our Asylums. The history of insanity in this Province has been that a certain number of patients were able to be accommodated in the Asylums, then all full; a certain number in our Gaols more or less well cared for, so far as circumstances would admit, and a certain number in private houses for whom no room could be found in the Asylums. But, Sir, I am proud to be able to announce that although we have a larger number under accommodation than we have ever had before, we have yet provision for 488 more (hear, hear)—that we have arrived at a period in the history of Ontario when we can say that we have made ample provision for years to come for these unfortunates. In Toronto we have 676 and room for no more—the place is full. In London we have 720 and room for 180 more. In Kingston we have 420 and room for 8 more, and in Hamilton only 200, with room for 300 more, from which it will be seen that it will be some years to

\$225,037 17
482,466 76
128,995 00
53,714 00
182,709 00
279,053 00

1878.
2,066

.. \$122 71
.. 134 14
.. 120 90
.. 162 80
.. 136 07

. 283 96
.. 272 80
.. 259 33
.. 253 24
.. 233 44
{ 195 00
189 28
175 38

1878.
277
\$37,857 41
196
\$27,569 70

come before we require to make any larger grant for the further accommodation of the lunatics, deaf and dumb, and blind of this Province.

I have gone through now, Sir, all the expenditures with the exception of Civil Government and

MISCELLANEOUS,

and in going through the expenditures under the latter heading it will be impossible to draw a comparison between the items, as the same item does not appear very often in two consecutive years, certainly not in five or six years. I will therefore simply state what the expenditure in 1871 was, and what it was in 1878, to shew the extent of the difference, and I will then give every item under the head of Miscellaneous in the year 1878, so as to enable the House and country to judge whether there is any item which is not in the public interest, and which could not be justified. In 1871 the total expenditure under this head, including Arbitration, Miscellaneous Charges on Revenue, Expenses of Elections, and Contested Elections, was \$57,319.23 ; in 1878 it was \$78,901.33, or an increase of \$21,582.10. Now the items of this expenditure in 1878 were as follows :—

Printing, &c., <i>re</i> Law Stamps and Licenses.....	\$1,472 95
Municipalities and other Funds	401 45
Municipal Loan Fund	105 38
Arbitration—Ontario and Quebec.....	4,002 30
“ North-West Boundary.....	4,218 46
International Exhibitions	2,920 24
Marriage Licenses.....	188 85
Inspection of Railways.....	11 50
Grant—Ontario Rifle Association.....	600 00
Insurance, Public Buildings	16,179 47
Consolidation of Statutes.....	11,383 84
Expenses of Elections	1,767 69
Expenses of Contested Elections	2,081 48
Revision of Voters' Lists	3,793 53
Gratuities.....	11,893 76
Grat alterations	12,000 00
License Law	3,568 02
Sundry services	1,200 00
Unprovided items.....	1,112 41
Total Miscellaneous.....	\$78,901 33

Now, Mr. Speaker, I have gone over all the expenditures of 1878 as compared with 1871, with the exception of

CIVIL GOVERNMENT.

There are some items, Sir, in that expenditure which I do not propose to go into. One of them is that of repairs, because in a building

such as ours the repairs vary from year to year, and very often increase from year to year. There is another item which I admit is worthy of being discussed, and one which I expect to hear discussed during the next few days, and that is the item of Contingencies. I have not time to go into that now, but while I ask the House on that account to allow me to pass it by, I again admit that it is well worthy of discussion. But there is one item which I do propose to call the attention of the House to, and that is

SALARIES.

I propose to compare the salaries paid in 1878 with those paid in 1871, and before doing so I would wish to call to the remembrance of my Hon. friend from North Hastings and many others on the floor of this House, what took place in the year 1873. Taking advantage of the motion to go into Supply, I myself brought before the notice of Hon. members that there were some officials who were not adequately paid—that it was not in the interest of a rich Province like Ontario to have public servants who were not properly remunerated, and that I believed, not in a very large number of officials who were not receiving a fair return for their services, but in a sufficient number of well qualified, competent men who should expect to receive fair remuneration. I occupied at that time the position of a comparatively new member of the House, but there were others who spoke on that occasion, and among them one whose voice in the country, then as now, was much more potent than mine, and who spoke also with an intimate knowledge of the subject. I refer to a few remarks made by the Hon. Mr. Cameron, who then held the position of leader of the Opposition, and I may say in justice to that gentleman that although he had on several occasions been in my own county, doing all he could in a fair and honourable way to defeat me, he never charged this Government with having done wrong in increasing the salaries of deserving public officials.

THE HON. MR. CAMERON

said that he "quite agreed that the country should not display "an undue degree of parsimony and that the officials should be "paid, not lavishly, but with liberality, in view of the services performed, and he thought if the salaries were now too low, that it was "the duty of the Government to see that its officials were properly paid." There was another gentleman who spoke on that occasion, and one who had had, so far as officials were concerned, more experience than Mr. Cameron, as he had been placed at the head of the Crown Lands Department, a

e further accom-
this Province.
with the exception

heading it will be
s the same item
rtainly not in five
e expenditure in
of the difference,
scellaneous in the
lge whether there
hich could not be
s head, including
enses of Elections,
was \$78,901.33, or
penditure in 1878

.....	\$1,472 95
.....	401 45
.....	105 38
.....	4,002 30
.....	4,218 46
.....	2,920 24
.....	188 85
.....	11 50
.....	600 09
.....	16,179 47
.....	11,383 84
.....	1,767 69
.....	2,081 48
.....	3,793 53
.....	11,893 76
.....	12,000 00
.....	3,568 02
.....	1,200 00
.....	1,112 41
.....	<u>\$78,901 33</u>

ditures of 1878 as

ich I do not propose
cause in a building

Department in which more officials are employed than in any other, and he was acquainted, not only with the work that had to be done, but with the merits of the officers doing that work. I refer to the

HON. STEPHEN RICHARDS,

who said, "with regard to the salaries of the officials, he knew there were some gentlemen in the Crown Lands Department whose services were underpaid. Several of the gentlemen of that Department had left the Civil Service because they could improve their positions with private parties. He was not satisfied to keep the employees on small salaries and starvation allowances. One of the dangers which would result from reducing salaries was that of too many persons getting into the Government Offices. It had been said that on a vacancy occurring there were fifty applicants, but he would undertake to say the whole fifty were not qualified. When a judicious selection had been made, the person appointed should be paid according to the value of his services. There was the risk of the head of a Department for fear of offending any of his supporters, taking and appointing an incompetent person, or of appointing two instead of one. The result had been in former times that numbers of persons had been placed in the different Departments with smaller salaries than perhaps should be paid to persons who could properly discharge the duties they assumed. He hoped the Government would undertake the work of examination of the salaries, for he was satisfied there were persons employed by the Government who were entitled to higher remuneration, but he thought the policy should be initiated by the Government and not by any individual Member of the House." (Hear). I am satisfied that the Hon. Mr. Richards was under the impression that I was speaking at the instance of the Government or with their knowledge, but my remarks were made without previous knowledge or intimation on the part of the Government. Now, Mr. Speaker, when the Reform Party came into power in this Province, they found throughout the Departments that they were surrounded by Conservatives or by officers in strong sympathy with the previous administration. There was no reason in the world as a matter of policy—there was no reason in the world from a party standpoint,—why one dollar should be added to their salaries. If they placed a dollar to any man's salary they placed it there as an addition to the salary of a Conservative and of a man whose political sympathies were against them. Now I appeal to the sense of fair play of gentlemen on both sides of the House whether any fault should be found with the

Government for making these increases of salary, when, as I have shown, they did so simply because from one reason or another they considered it right, whether on account of long service, the increased cost of living, or the increased duties to be performed? Now, Mr. Speaker, subsequent to the quotation I have read, subsequent to the action taken on the floor of this House, the Estimates were brought down and these Estimates were concurred in. There were only two or three exceptions taken and I will state them. They were the increases in Education, Normal and Model Schools of \$2,912, and in connection with Civil Government of \$9,970, and only two items in the latter amount were disputed. One of these, Sir, was the increase to the salary of the

INSPECTOR OF PRISONS AND PUBLIC CHARITIES,

as hard-working and as able an officer as any in the employ of the Government. There is no man who works out more efficiently the duties he has to perform, difficult as they are (and I will refer to them shortly), than the Inspector of Prisons, and still, strange to say, we find Hon. Members on the floor of this House voting to reduce that gentleman's salary. They could see other men who were not doing half the work—other men not having half the ability—whose salaries were increased, but from some cause or other there was a motion made to reduce his. I can understand a layman voting to reduce the salary of another layman even though he has extraordinary ability and does extraordinary work, simply because we laymen are not accustomed to large salaries, but I am surprised when I see legal gentlemen come to the conclusion that no one but a professional man is worth \$3,000 a year. The fact is that an idea seems to prevail that professional men should receive higher remuneration for their services than laymen, but I say that the laymen of this country should look to it, that a fair value is placed upon their services. But, Sir, that is not the only item which was objected to. The other was the increase to the salary of the Clerk of the Executive Council, and while we find gentlemen on both sides of the House voting to reduce that, to the credit of the Hon. Mr. Cameron be it said that, himself the leader of the Opposition, and consequently one in whom Hon. Members on the other side of the House ought to have had confidence, he boldly took the ground that the increase to Mr. Scott was not more than an equivalent for the value of his services. Now, Mr. Speaker, it has been justly claimed (I say justly claimed because I came to this House as a supporter of John Sandfield Macdonald's Government); it has been justly claimed that John Sandfield Macdonald was an economical man;

that there were no more officers employed than were required to do the work; and that the work to be performed required the whole staff. Since the Reform party came into power we have, it is true, increased the staff, and we have, in some instances, increased the salaries, with the concurrence of hon. gentlemen opposite; but, while we have increased the salaries of a large number of public servants (and a very large proportion of whom were opposed to us politically), still we have found too many members of this House who went to the country and charged it upon us that we increased the salaries of our officials without having the fairness to state that these same officials were almost all Conservatives. Now, Sir, I admit that we have increased the staff, and, in some instances the salaries; and I admit that it devolves upon the Government to satisfy the House and the people of this country that the increase of work has equalled, and more than equalled the increase of salaries, and it is for that purpose that I now propose to discuss the question of salaries. I will take up first the

SECRETARY AND REGISTRAR'S AND REGISTRAR-
GENERAL'S DEPARTMENT,

and I will class them together, because it is necessary to do so to make a comparison. In 1871 the salaries in these two branches were \$14,501, while in 1878 they amounted to \$16,700; but to that department have since been added the License Branch and the Audit of Criminal Justice, amounting to \$4,300, which makes the expense in 1878 \$21,000. Now, Mr. Speaker, if there is one office above another which shows increased work by the record it presents, it is the Secretary's office. It is there that public documents are fyled, and there that we go for public reference. Now, in the Secretary's Department, the number of letters received in 1871 was 1,690; in 1877, 3,162; the letters sent in 1871 were 1,280, and in 1877, 3,353; (I am quoting now from the return to be brought down to the House). The references to other departments were 912 in 1871, and 1,528 in 1877; the Reports from other Departments were 470 in 1871, and 1,232 in 1877; the Circulars sent to other Departments were 60 in 1871, and 891 in 1877; the Statutory Returns received were 58 in 1871, and 792 in 1877; the Marriage Licenses and Affidavits were *nil* in 1871 (they were issued by the Dominion Government up to 1873); and 25,384 in 1877; and the Letters Patent issued were 24 in 1871, and 38 in 1877.

RECAPITULATION.

SECRETARY'S DEPARTMENT.

Increase of Business.

Letters received	1871—1,690	1877—3,162
Letters sent	" 1,280	" 3,353
References to other Departments	" 912	" 1,528
Reports from other Departments	" 470	" 1,232
Circulars sent other Departments	" 60	" 891
Statutory Returns received.....	" 58	" 792
Marriage Licenses and Affidavits issued (issued by Dominion Government up to 1873)	<i>nil</i>	" 25,384
Letters Patent issued.....	" 24	" 38

Now we come to the

ADMINISTRATION OF JUSTICE AUDIT, AND
LICENSE BRANCH.

A good many Members of the House are acquainted with the work in these branches, and know that the audit of the accounts in connection with the Administration of Justice is a very serious matter indeed. It is well known that every county in Ontario has four times a year to send to the Provincial Secretary's Department its accounts, so far as the Administration of Justice is concerned, in order that they may be audited; and it requires, in the first place, a man to take charge of this work who is well qualified, and a man of large experience in that particular class of auditing. The Administration of Justice Audit Branch was transferred to the Secretary's Department since 1871, so that when we refer to the years 1871 and 1877, we must remember that all this is extra work, not performed in that Department in 1871. The accounts received and audited in 1871 were 4,723, and in 1877 were 8,046; and the abstracts of the above and recommendations to council were 154 in 1871, and 203 in 1877. When we come to the License Branch it will require very few words on my part to satisfy the House that the labour in that branch must have increased very largely indeed. The letters written in the License Branch in 1871 were 322, and in 1877, 2,892; there were no

Circulars issued in 1871, and 1,812 in 1877; Certificates, Bonds and Requisitions in 1871, *nil*; in 1877, 14,500; Licenses sent Commissioners in 1871, *nil*; in 1877, 4,012; while the number of accounts audited in 1871 was *nil*, and in 1872 3,108. This is work altogether extra and not performed in 1871, as I have stated already.

RECAPITULATION.

ADMINISTRATION OF JUSTICE AUDIT.

Increase of Work.

	1871	1877
Accounts received and audited	4,723	8,046
Abstracts of above and recommendations to Council	154	203
<i>License Branch—</i>		
Letters written	332	2,892
Circulars	none	1,812
Certificates, Bonds, and Requisitions	"	14,500
Licenses sent Commissioners	"	4,012
Number of Municipalities with which accounts are kept.	"	562
Number of Accounts audited.....	"	3,108

Then we come to the

REGISTRAR-GENERAL'S DEPARTMENT.

In 1871 we had 40 District Registrars who received \$100 each. We have since abolished the office of District Registrar, by performing the duties ourselves, in the Department. This increased the work at the Head Office, as instead of dealing with 40 District Registrars, we now deal with 579 Division Registrars. We had no Inspector then; we have now. As a result of the change we find the returns are more satisfactory now, because more correct, approaching very nearly the English standard. The increase has been from \$7,653 in 1871 to \$7,689 in 1878, a mere question of a few dollars.

We will now take up the

CROWN LANDS DEPARTMENT.

The amount paid for salaries in 1871, including \$1,600, the salary paid to Mr. Bridgeland, and charged in the expenditure for Colonization Roads was \$31,484, and in 1878, \$41,780. Now the sales and collections on account of Crown Lands have diminished,

tes, Bonds and
Commissioners
unts audited in
ther extra and

and one would naturally suppose that with the sales and collections the work must necessarily be less too, but we must not forget that we have adopted in this country the system of Free Grants, and there is more difficulty in locating settlers on Free Grant lands than on lands sold by the Crown. Now the Townships opened for location in 1871 were 55, and in 1877 there were 92. The persons located in 1871 were 1,113, and 1,914 in 1877. In 1871 the acres located and sold were 156,558, and in 1877, 266,335 acres. Now we come to Colonization Roads. I will not refer to that again, as I gave the increase before. I will simply state that the number of miles of new road made in 1871 was 40, as against 158 in 1878. The miles of road repaired in 1871 were 122, and in 1878 194.

Then we come to the registered letters, which to a certain extent, I admit, indicate the work to be done. We find that in 1871 there were 17,902 sent out, and in 1877 19,014.

1877
..... 8,046
..... 203
..... 2,892
..... 1,812
..... 14,500
..... 4,012
..... 562
..... 3,108

RECAPITULATION.

CROWN LANDS DEPARTMENT.

Increase of Work.

	1871.	1877.
The Townships open for location	55	92
Persons located	1,113	1,914
Acres located and sold to locatees	156,558	266,335
<i>Colonization Roads—</i>	1871	1877
Miles of new roads made	40	110
Miles of road repaired	122	194
Expenditure	\$55,409 00	\$77,300 00
Letters registered	17,902	19,014

I am now, Mr. Speaker, about to refer to my own Department, the expenditure in which in 1871, including the Audit Branch was \$11,495, and in 1878, \$12,299, or an increase of \$804. The work of the

TREASURY DEPARTMENT

at the time of, or immediately after, Confederation, was not very onerous. It simply implied keeping certain accounts which were common to the different Departments; but the transactions

ENT.
\$100 each. We
performing the
the work at the
istrars, we now
ector then; we
turns are more
very nearly the
1871 to \$7,689

600, the salary
expenditure for
780. Now the
ve diminished,

were very simple in character, and not at all voluminous. Since 1871 we have taken upon ourselves a very large burden of work. The policy of the Attorney-General with regard to the distribution of the Surplus, Railway Aid, &c., has been such as to add very materially to the work of the Treasury Department. You take, for instance, the aid to Railways, the accounts to be kept of the Railway Funds, and with the Railways themselves, the Railway Subsidy Funds, with certificates to issue, &c., and you must bear in mind, Mr. Speaker, that we have not only taken under our charge these different matters, but we have also required the various Building and Insurance Societies to make their returns to the Treasury Department; we keep charge of all their deposits, we receive and tabulate all their returns and receive their Annual Reports, and give the necessary certificates. I may state as a very fair indication of the increase of work in the Treasury Department that the number of letters received in 1871 were 2,131; in 1878, 2,670; letters sent in 1871, 3,860; in 1878, 8,389; cheques issued in 1871, 3,740; in 1878, 9,796; Railway Certificates issued in 1871, *nil*—in 1878, 320; Drainage Debentures in 1871, *nil*—in 1878, 99; Surplus Distribution requisitions in 1871, *nil*—in 1878, 98.

RECÁPITULATION.

TREASURY DEPARTMENT.

Increase of work.

Letters received	1871—2,131	1878—2,670
Letters sent	“ 3,860	“ 8,389
Cheques issued	“ 3,740	“ 9,796
Railway Certificates issued	“ Nil	“ 320
Drainage Debentures	“ Nil	“ 99
Surplus Distribution Requisitions.	“ Nil	“ 98

So far as the

PUBLIC WORKS DEPARTMENT,

is concerned, the salaries in 1871 amounted to \$10,365, to which must be added the sum of \$5,002 which appears in the other years, but which was charged in 1871 under the head of the different works being carried on. I refer to clerks, engineers, &c. The salaries in 1878 were \$16,654. I may say with reference to the Public Works Department that so far as the large number of buildings being erected is concerned, that is not a fair indi-

ation of the work done there. Every building we add to the Public Buildings of this Province increases the duties, the responsibilities and the work to be kept up by the Public Works Department. Every dam we erect, every lock we erect, every slide that is made, adds to the labour of the Public Works Department, so that the work done in any one year is not any indication of the increased labour of the Department.

Now I have a few words to say with reference to the

INSPECTOR OF PRISONS AND PUBLIC CHARITIES,

and with reference to the increased amount of work done by that officer. It will be in the recollection of Members of this House that prior to Confederation we had a Board of Inspectors, and that the number of public institutions, asylums, prisons, &c., was not so great in the whole Dominion of Canada at that time as it is now in the Province of Ontario alone (hear, hear), yet I have no hesitation in saying that Mr. Langmuir is doing the work much more efficiently and satisfactorily than it was performed by the three Inspectors then. The number of institutions to be inspected in 1871 was 55, and in 1878, 101; the number of inspections made in 1871 was 104, and in 1878, 163. Neither the Central Prison nor the Institution for the Blind were in existence in 1871. Then it must not be forgotten that he has to tender for and report upon all the contracts for supplies, to see that the purchases of supplies are properly carried out, and further, he must monthly audit the accounts of all the supplies purchased; that he has also to keep account of all the different estates of lunatics who are without guardians, and report upon them, and further, that upon him and him alone depends to a very great extent the amount collected from paying patients, and I am very glad to say that through the efficiency of that officer the receipts on that account have been gradually increasing from year to year. Now as an instance of the amount of work done, the number of fyles in the Inspector's office in 1871 was 486, and in 1878, 2,303; the number of letters written in 1871 were 1,458, and 6,909 in 1878.

voluminous.
 rden of work.
 distribution of
 ery materially
 instance, the
 ay Funds, and
 s, with certifi-
 aker, that we
 atters, but we
 eties to make
 ge of all their
 eive their An-
 state as a very
 partment that
 1878, 2,670 ;
 sued in 1871,
 1871, nil- in
 99 ; Surplus

878—2,070
 “ 8,389
 “ 9,796
 “ 320
 “ 99
 “ 98

which must be
 out which was
 carried on. I
 3,654. I may
 ar as the large
 ot a fair indi-

RECAPITULATION.

INSPECTOR OF PRISONS.

Increase of Work.

	1871	1878
Number of Institutions to be inspected.....	55	101
Number of Inspections.....	104	163
Number of Fyles.....	486	2,303
Number of Letters.....	1,458	6,909

Now I have a few remarks to make with reference to the

ATTORNEY-GENERAL'S DEPARTMENT,

and I am free to admit that I know I have but a very poor idea of the work done there. But I may say to this House that while I am personally responsible for the work of my own Department, the Attorney-General has to accept a *general* responsibility. As Premier, he has general supervision over all the Departments, and if the work in my own Department is increased, the work in the Premier's is invariably increased to a very great extent. Nearly all important communications addressed to any of the Departments have to be referred to the Premier; all important contracts are prepared in his office; and I have no hesitation in saying that if we can establish the fact (and I think I have succeeded in doing so), that there has been a large increase of work in the other Departments, which has been greater in proportion than the increase in salaries, then it is evident that the work of the Premier's Department must necessarily have increased in the same proportion. But, Mr. Speaker, I will give a few evidences of the increase. The number of official letters written in 1871 was 152, and in 1877, 1960. And in case it may be claimed that many of these official letters only took up a small portion of a page, I have ascertained the number of pages of written matter; the number of pages in 1871 was 230, and in 1877, 2,594. The number of official fyles, many containing numerous letters and documents, was in 1871, 806, as against 1,707 in 1877. The Orders in Council prepared in 1871 were 237, and 540 in 1878. The salaries in 1871 were \$7,565, and in 1878, \$11,660.

RECAPITULATION.

ATTORNEY-GENERAL'S DEPARTMENT.

Increase of Work.

	1871.	1877.
Number of official letters	152	1,960
Pages of " "	230	2,594
Number of official files, many containing numerous letters and documents	806	1,707
Orders in Council.....	237	540

I have, now Mr. Speaker, gone through all the items of Civil Government so far as salaries are concerned, and I have endeavoured to give the House, as far as possible, a somewhat correct and intelligent idea of the increase in the work. But, Sir, it must not be forgotten that this Government has had a great deal of work to do in distributing money to the people, and a great deal has devolved upon us in seeing that that money was distributed in the right direction, properly and fairly. Whether it was in encouraging enterprises and industries of the right kind, whether in the interests of the general public, is what they should be condemned for if found in the wrong—praised for if found in the right. I propose, therefore, to see what has been

DISTRIBUTED TO THE PEOPLE

since 1871—since the Reform Party came into power. Now, under the head of Education, for Common, Separate and Poor Schools, High Schools and Collegiate Institutes, Libraries, maps, prizes, etc., Superannuated Teachers, and Refunds, we find the sum of \$2,764,294.03; then for Criminal Justice in Counties and Districts, Officers in County Courts, etc., we find \$1,175-342.22; Public Institutions Maintenance—for Asylums for the Insane; Institutions for the Deaf and Dumb and Blind, Central Prison, Reformatory, Schools of Agriculture and Practical Science, \$2,375,364.80; for Hospitals and Charities, \$380,805.90; Agriculture and Arts, \$636,924.69; Immigration, \$569,071.76; Public Works and Buildings, \$2,179,576.52; Colonization Roads, \$664,867.42; County Gaols, \$82,530.81; Crown Lands Refunds, \$147,253.25; Railway Aid Fund, Railway Subsidy Fund, Railway Land Subsidy Fund and Railway Aid Fund (39 Vic., Cap. 22), \$2,279,024.34; Municipalities Fund, \$471,565.25; Land Improvement Fund, \$151,498.68; Surplus Distribution Fund, \$3,225,378.54; under the head of Miscellaneous—claim of Baldwin Montgomery, Aid to Rifle Association, and to Exhibitions at Philadelphia, Sydney

1878
 101
 163
 2,303
 6,909
 the
 T,
 a very poor
 s House that
 Department,
 As Premier,
 if the work in
 s is invariably
 mcommunications
 o the Premier;
 ave no hesita-
 k I have suc-
 work in the
 an the increase
 s Department
 n. But, Mr.
 the number of
 And in case
 ook up a small
 ges of written
 1877, 2,594.
 ters and docu-
 he Orders in
 the salaries in

and Paris, \$37,478.15; these figures, taken in connection with the amount loaned for Drainage, \$419,593.90, shew that we have distributed to the people, whether wisely or not, the large sum of \$17,560,570.26. Applause).

RECAPITULATION.

Amounts Distributed directly and indirectly to the people of Ontario since 1871.

<i>Education—</i>	
Common, Separate, and Poor Schools, High Schools and Collegiate Institutes	} \$2,764,294 03
Libraries, Maps, Prizes, etc.	
Superannuated Teachers, etc.	
Refunds.....	
<i>Administration of Justice—</i>	
Criminal Justice in Counties	} 1,175,342 22
“ “ Districts	
Officers in County Courts, etc.....	
<i>Public Institutions—Maintenance—</i>	
Asylum for Insane; the Institutions for the Deaf and Dumb and Blind; Central Prison and Reformatory; Schools of Agriculture and of Practical Science	2,375,364 80
Hospitals and Charities	380,805 90
Agriculture and Arts	636,924 69
Immigration	569,071 76
Public Works and Buildings	2,179,576 52
Colonization Roads	664,867 42
County Gaols	82,530 81
Crown Lands Refunds.....	147,253 25
Railway Aid Fund.....	} 2,279,024 34
“ Subsidy Fund	
“ Land “	
“ Aid “ (39 Vic., cap. 22)	
Municipalities Fund	471,565 25
Land Improvement Fund	151,498 68
Surplus Distribution Fund	3,225,378 54
<i>Miscellaneous—</i>	
Claim, Baldwin Montgomery.....	} 37,478 15
Aid to Rifle Association	
Aid to Exhibitions—Philadelphia, Sydney, and Paris	
<i>Loans—</i>	
*Drainage Fund.....	} 419,593 90
“ Debentures Fund	
	\$17,560,570 26
*Drainage Expenditure for 1872-3-4, is included in Public Works and Buildings.	

MR. MERRICK.—How can the \$569,000 for Immigration be said to have been returned to the people?

MR. WOOD.—It has been expended for the benefit of the people of Ontario, and I have often heard it said that each immigrant was worth \$1,000 to the country. (Laughter).

MR. SPEAKER, I had intended to have referred, but I find that I shall not have time, to the financial outlook (not from a party standpoint, and to make a few remarks with reference to the statement of the Hon. Member for London with reference to the distribution of the surplus, but I must forego that intention. I can only say that the policy of the Mowat Administration has been to assist as far as possible the educational institutions of the country, and to raise the standard and elevate the character of our people by assisting them in the better education of the children attending the various schools throughout the Province. It has also been the

POLICY OF THE MOWAT ADMINISTRATION

to assist liberally and largely the farming community. Our votes year by year in aid of the Agricultural and Arts Association, Dairymen's Associations, &c., indicate that. We have not only assisted Agricultural and Fruit Growers' Associations, &c., but we have also aided the farming and general community by placing a fund at their disposal from which they can draw money at 5 per cent. interest wherewith to improve the drainage of their farms. We have also invested large sums of money in opening up our back country where the immigrants coming here from the old country can settle, or which the sons of our farmers who are seeking homesteads in the north can find access to and egress from by means of the roads we have made. The large sum I have mentioned as having been expended for Colonization Roads (somewhere in the neighbourhood of three quarters of a million of dollars), proves that the interests of the back country have received every consideration at the hands of the Mowat Administration. But, Sir, we have not stopped there; the policy of the Government has been not only so far as Colonization Roads, Agriculture and Arts are concerned—we have also distributed throughout the length and breadth of the land among the people of this Province some three millions of dollars, and the result has been the erection of school-houses, of a large number of town halls, the making of many miles of road, and the wiping out of a large amount of debt—(I gave

on with the
e distributed
560,570.26.

f Ontario

\$2,764,294 03

1,175,342 22

2,375,364 80
380,805 90
636,924 69
569,071 76
2,179,576 52
664,867 42
82,530 81
147,253 25

2,279,024 34

471,565 25
151,498 68
3,225,378 54

37,478 15

419,593 90

17,560,570 26
Buildings.

the details last year.) But, Sir, in addition to that we have had much to do in the maintenance of our Public Institutions in a high state of efficiency, in looking after the deaf and dumb, the blind, and the insane—those persons who have a direct claim on the Government. So far as our Institutions are concerned, the Mowat Administration has certainly fulfilled its mission. We have provided all the Asylum accommodation necessary, and all that will be needed for some years to come in that direction. Then, Mr. Speaker, it will be admitted that wherever any Municipality in the Province of Ontario, wherever any Town, or County or Township has voted sums of money to any Railway Company in which they were interested, the Companies have invariably received the most liberal aid at the hands of the Government in cases where they were justly entitled to the same. In fact, Mr. Speaker, I believe that, go where you will, there is no part of the Province of Ontario where the hand of the Government and the liberality they have exercised cannot be seen in the development of the country. Indeed, it may be said fairly and I think without fear of contradiction, that in no country in the world has the same liberal aid been given by the Government of the day towards assisting railways and in developing its resources as in the Province of Ontario by the Mowat Administration. A word or two more and I have done. The policy of the Government of which the Hon. Mr. Mowat is Premier, has been not only liberal, but at the same time economical. I think we shall in the future see—I think the people of Ontario will see—and that history will record the fact, that the policy of the Hon. Oliver Mowat, while being economical, has been abreast of the age. It has been bold, generous, liberal—in accordance with the genius and the history of the Reform Party, and in accordance with the requirements of the Province. (Applause.)

I move, Mr. Speaker, that you do now leave the chair.

e had much
gh state of
and the in-
ment. So
tration has
he Asylum
for some
er, it will
province of
has voted
were inter-
liberal aid
tly entitled
where you
where the
sed cannot
ay be said
country in
ernment of
urces as in
ation. A
of the
s been not
e shall in
at history
wat, while
hold, gen-
ory of the
Province.

APPENDIX.

by
the

APPENDIX.

CROWN LANDS DEPARTMENT.

1871 COMPARED WITH 1877.

The following is compiled from the volume of business return ordered by the House in February, 1878. If 1878 were included it would vary the average increase.

Letters Registered.

Average for 4 years from 1868 to 1871 inclusive..	15,156
Average for 6 years from 1872 to 1877, inclusive..	20,527
33 per cent. increase.	

SURVEY BRANCH.

Patents Issued.

Average for the 4 years from 1868 to 1871, inclusive	2,175
Average for the 6 years from 1872 to 1877, inclusive	2,713
25 per cent. increase.	

Sales Branch.

Average number of acres of land sold for the years 1868 to 1871, inclusive.....	60,000
Average number of acres of land sold for the years 1872 to 1877, inclusive.....	100,000
66 per cent. increase.	
Average number of letters registered endorsed on papers and noted in Land Rolls for the years 1868 to 1871, inclusive.....	8,660
Average number for the years 1872 to 1877, inclusive	12,793
50 per cent. increase.	

FREE GRANT BRANCH.

Agencies.

1868	3	1872	9
1869	7	1873	11
1870	8	1874	11
1871	9	1875	13
				1876	13
				1877	14
				1878	14

Number of Locatees.

1868	511	1872	875
1869	566	1873	757
1870	1,200	1874	919
1871	1,113	1875	1,387
		<u>3,390</u>	1876	1,463
				1877	1,914
						<u>7,315</u>
				1878	2,115
						<u>9,430</u>

Average number of locations for the years from 1868 to 1871, inclusive.....	847
Average for the years 1872 to 1877, inclusive.....	1,219
Average for the years 1872 to 1878.....	1,347
Average number of cancellations from 1868 to 1871, inclusive, per year.....	155
Average number from 1872 to 1877, inclusive, per year	464
200 per cent. increase.	

Average number of letters written from 1868 to 1871 inclusive, per year.....	818
Average number from 1872 to 1877, inclusive, per year	2,362
190 per cent. increase.	

Number of letters written from 1872 to 1877,
inclusive 3,787
An average of 631 per year—129 per cent. increase.

Works on hand.

Number of works on hand from 1868 to 1871,
inclusive 97
An average of 24 per year.

Number of works on hand from 1872 to 1877,
inclusive 352
An average of 59 per year—145 per cent. increase.

Vouchers.

Number of vouchers of payments from 1868, to 1871
inclusive 2,910
An average of 728 per year.

Number of vouchers from 1872 to 1877, inclusive. 10,560
An average of 1760 per year—142 per cent. increase.

ACCOUNTANTS' BRANCH.

Cheques issued.	{	Number of Cheques issued from 1868 to 1871, inclusive	2,718
		An average of 679 per year.	
		Number of Cheques issued from 1872 to 1877, inclusive	6,883
		An average of 1,147 per year—68 per cent. increase.	

Heir and Devisee Cases.

From 1868 to 1871 inclusive, 131 cases were disposed
of by the H. and D. Commissioners.
An average per year of 33

From 1872 to 1877 exclusive, only 70 were disposed
of by the Court.

An average per year of less than 12

The cases disposed of by the Department instead of going before the Court have increased from 50 in 1871—which is the highest year in Sandfield's time—to 133 in 1877; thereby saving to the parties interested some thousands of dollars.

WOODS AND FORESTS BRANCH.

Licenses issued.

Number of Licenses which are in duplicate and
issued from 1868 to 1871 754
An average each year of 188

Number of Licenses issued from 1872 to 1877.. 2,194
An average each year of 365

94 per cent. increase.

Returns received.

Number of Saw-logs and Square Timber re-
turns received and checked from 1868 to 1871.. 5,525
An average per year of 1,381

Number of Returns received and checked from
1872 to 1877 17,246
An average per year of 2,874

108 per cent. increase.

Number of Letters written from 1868 to 1871 5,476
An average per year of 1,369

Number of Letters written from 1872 to 1877 9,447
An average per year of 1,574

15 per cent. increase.

Free Grant Act of 1868 and Order in Council of 1869 requires the Woods and Forest Branch to keep a land roll of all Townships in which there are Timber Licenses, and enter the date of each location and sale. These have all to be endorsed on License. This has increased rapidly, in 1868 there being only..... 732 lots
and in 187720,000 lots

The question of Timber has become so intimately connected with the tenure of the land, that the labour in managing it has increased at least three-fold, and will continue to increase as the number of lots located and sold increase.

The staff of the Branch has not been increased, and the present force have frequently to work at nights to keep the work up.

COMPARATIVE STATEMENT OF THE EXPENSES AND CONTINGENCIES OF THE VARIOUS DEPARTMENTS AND OFFICES FOR THE YEARS 1871 AND 1878.

	1871.	1878.
LIEUT.-GOVERNOR'S OFFICE.		
	c.	\$ c.
Postage.....	49 78
Telegrams.....	47 07
Stationery.....	33 92	91 08
Printing.....	25 99
Directories.....	31 40
Books.....	50 69
Newspapers, &c.....	32 20
N. L. Piper & Son, Sundries.....	6 61
Repairing Flag.....	16 10
Travelling expenses, Official Secretary.....	28 75
Cab Hire.....	3 51
W. F. Grant, to pay sundries.....	858 92
	\$305 86	\$950 00

	1871.	1878.
ATTORNEY-GENERAL'S AND EXECUTIVE COUNCIL OFFICE.		
	\$ c.	\$ c.
Postage	282 45	182 00
Telegrams	506 99	277 55
Printing	153 92	136 62
Stationery	113 73	4-0 10
Books	447 90	415 60
Directories	26 75	5 00
Subscriptions to Newspapers, &c.	110 90	185 50
Water	20 00	15 00
Fuel	252 30	229 63
Ice	7 50	3 00
Gas and Candles	63 86	32 90
Tinsmithing	13 85	52 43
Repairs	2 81	18 90
Furniture and Furnishings	68 49	36 50
Travelling Expenses, Cabs, &c.	177 00	43 00
Rent	300 00	600 00
Sundries	53 87	9 40
Housekeeper (Salaries in 1871)	365 00	250 00
Firemen	87 50	87 50
Office Cleaning (Sundries in 1871)	51 02	140 82
Gas-fitting	7 18
Locksmithing	14 75
Rent of Telephone	55 00
Express Charges	7 45
Copying, &c.	34 55
	\$3,018 34	\$3,271 38

NOTE.—Explanatory of certain items.

Stationery—

More stationery required on account of the very large increase in business. This item includes printing circulars and blank books.

Fireman—

Necessary owing to the size of the building now occupied.

Office cleaning—

Increased amount in consequence of increased size and number of offices.

Copying—

Amounts paid to reporters of the Supreme Court and Court of Queen's Bench for copies of judgments required in advance of publication.

lots
lots
with the
at least
standard
present
D CON-
S AND

1878.
\$ c.
.....
91 08
.....
.....
.....
858 92
\$950 00

Postages—

In 1871 the practice was to send all letters to the Government offices unpaid, under the impression that they went free; while in reality they were subject to an increased charge of 66 $\frac{2}{3}$ per cent. Since the change in the post office regulations as to unpaid letters, communications rarely come which are not fully prepaid.

Rent—

The building rented in 1871 was for the sole use of the Attorney-General; in the present building not only the Attorney-General's and Executive Council office, but the Public Works and Immigration Department are located.

	1871.	1878.
TREASURY DEPARTMENT.		
	\$ c.	\$ c.
Postage	192 40	588 31
Telegrams	131 53	134 55
Printing and Binding	328 54	297 99
Stationery	154 81	744 38
Cheque Books	80 00	
Directories, &c.	29 75	61 75
Subscriptions, &c., to Newspapers	65 23	94 50
Cleaning, &c.	10 70	
Furniture and Furnishings	45 45	10 75
Express Charges	7 80	7 33
Travelling Expenses, Cab Hire, &c.	89 69	128 65
Extra Clerk	131 25	36 04
Messenger		250 00
Sundries		25 85
	\$1,319 15	\$2,423 12

NOTE.— Explanations of certain increases.

Postage—

Increase caused by addition of Surplus Distribution, Land Improvement Fund, Insurance, etc., etc.

Telegrams—

Owing to the addition of Public Institutions Maintenance, Agriculture, etc., it has been found that the use of the telegraph is more required than in former years.

Stationery—

The explanation of an increase of items in this service is owing to the larger number of Cheques issued, additional Cheque Books now required during the year, as also a quantity of paper, envelopes, &c., forms now required in the Audit Office, not required in 1871.

Directories, etc.—

Copies of "Hansard," "Monetary Times," and other books and papers were added to the office library.

Cab Hire—

An increase of this item is owing to the fact that the personal attendance of the Treasurer and others is often required at the Central Prison, Asylum, and other Institutions under his control.

Government
; while in
; per cent.
aid letters,

of the At-
Attorney-
Works and

1878.

\$ c.
588 34
181 55
297 99
741 38
61 75
93 50
16 75
7 36
128 65
36 04
250 00
25 85
\$2,423 12

	1871.	1878.
SECRETARY AND REGISTRAR'S DEPARTMENT.		
	\$ c.	\$ c.
Postage	219 15	486 00
Telegrams	63 20	140 67
Printing and Binding	384 33	629 78
Stationery	196 67	312 87
Directories, &c.	29 59	30 30
Maps	6 50
Subscriptions, &c., and Advertising.	60 20.	113 10
Hemming Towels	1 20
Express Charges	1 75	2 30
Travelling Expenses, Cab Hire, &c.	23 49	11 47
Extra Clerk	168 00
Copying	6 00
Sundries	4 00
	\$1,693 90	\$1,736 49
<i>Registrar-General's Branch.</i>		
Postage	109 60	205 00
Telegrams	83
Printing and Binding	2,161 65	2,031 86
Stationery	14 20	69 95
Directories, Maps, &c.	7 00	5 90
Subscriptions and Advertising.	98 11
*Services in Unorganized Townships.	25 70
Extra Clerks	348 62	98 00
Classification, Causes of Death	10 60
Furnishings	86 60	3 50
Express Charges	75 40
Law Costs— <i>Queen v. Grant</i>	21 50

and Im-

tenance,
graph is

	1871.	1878.
<i>Registrar-General's Branch—Continued.</i>	\$ c.	\$ c.
Sundries	40 65
Inspector's Travelling Expenses	328 65
	\$2,853 12	\$2,889 00
<i>License Branch.</i>		
Postage	Not estab- lished in 1871.	201 72
Telegrams		2 30
Stationery		213 85
Books		36 60
Sundries		6 25
Advertising		34 50
		\$495 22

* Services as Division Registrar in unorganized townships.

NOTE.—Explanatory of certain items.

Postage—

Increased number of letters and circulars sent from the Secretary's Department, and in the number of letters, circulars, and forms issued from the Registrar-General's Department. Forms distributed to issuers of Marriage Licenses and Division Registrars, &c., reports issued to clergy, medical men &c.

Stationery—

Increased volume of correspondence, office registers, return books, &c.

Printing—

Printing of marriage licenses, circulars, forms, municipal statistics, etc., not required in 1871; increased number of forms for the registration of births, marriages and deaths; increased size and number of copies of report.

Advertising—

Advertising proclamations, Gilchrist scholarship, increased number of newspapers taken for references, district registrars now authorized to advertise in local papers—not required in 1871.

Travelling expenses—

Inspector of Registry's appointed who visited 120 division registrar's offices in 1878, occupying 72 days and costing \$328.65.

1878.
\$ c.
328 65
\$2,889 00
201 72
2 30
213 85
36 60
6 25
34 50
\$495 22

	1871.	1878.
	\$ c.	\$ c.
AGRICULTURE AND PUBLIC WORKS DEPARTMENT.		
Postage	275 94	331 00
Telegrams	384 75	130 88
Printing	328 79	256 10
Stationery	305 30	305 49
Directories, &c.	38 50	10 75
Frames	12 00
Books	24 00
Subscriptions, &c.	152 87	63 00
Hamming Towels.....	1 20
Sundries	5 15	38 76
Veterinary Fees, &c.	24 00
Furniture and furnishings.....	5 00	26 40
Express Charges	14 55	2 45
Travelling Expenses, Cab Hire, &c.	128 40	48 50
Extra Clerks	861 96	96 00
Gas	32 90
Water	15 00
Ice	3 00
Fuel	229 63
Repairs	56 95
Housekeeper	250 00
Fireman	87 50
Cleaning, &c.	170 54
Rent	600 00
Customs Duties	1 20
	\$2,562 41	\$2,756 65

NOTE.—For explanation of Rent, Fuel, Gas, Water, Repairs, House-keeper, Fireman, Cleaning, etc., see Note to Attorney-General's Department.

secretary's
and forms
forms dis-
registrars,
books, &c.
statistics,
for the
size and
increased
ars now
71.

	1871.	1878.
	\$ c.	\$ c.
IMMIGRATION OFFICE.		
Postage	490 88	65 00
Telegrams	16 00	2 92
Printing	11,564 55	109 38
Stationery	14 20
Directories, &c.	2 50
Sundries	2 15	62 92
Subscriptions and Advertising.....	1,452 50	23 00
	13,526 08*	\$279 92

* Charged under Immigration, Page 56, Public Accounts, 1871

NOTE.—Explanatory of certain items.

Synopsis of Sundries, 1878—

Postage	\$46 12
Express charges	1 50
Stationery.....	9 90
Travelling expenses.....	3 20
Street Cars.....	2 20
	\$62 92

In 1871 Ontario managed its own Immigration agencies both in the United Kingdom and in Canada, having separate agents from the Dominion. Printing, postage, etc., were consequently much larger than at present. Now Ontario pays to the Dominion a proportion of the expense incurred for the Dominion Agency, which carries out a General Immigration Policy for the whole Dominion, disseminating information with regard to Canada as a whole. Consequently the reduction in these items. But the appointment of a Secretary of Immigration was necessary in order to keep up communications, pay for assisted passages, etc., and generally to supervise the expenditure in Ontario. The contingencies are for his office.

	1871.	1877.
	\$ c.	\$ c.
INSPECTOR OF PRISONS OFFICE.		
Postage	226 00
Telegrams	212 62
Printing	20 58	315 25
Stationery	23 92	347 61
Directories, &c.	8 18
Subscriptions, &c.	31 80
Premium Accident Policy	75 00
Cab Hire	54 89
Sundries	35 00
Inspector's Travelling Expenses	671 05	820 00
	\$715 55	\$2126 35

NOTE.—Explanation of certain increases.

In 1871 postage was charged to the Public Works Department.

The cost of telegraphing was in 1871 borne by the Public Works Department, and it was very small. The telegraph account is now largely increased by the fact that the Sheriffs have to telegraph when a prisoner is sentenced to the Central Prison, and these telegrams are always sent "collect."

In 1871 a large proportion of the accounts for printing was paid by the Public Works Department. The cost of 1,000 copies of Inspector's annual report for distribution from his office composes the greater part of the printing bill of \$315.25 in 1878. The reports required for this purpose in 1871 were charged to Legislation expenses.

Most of the stationery used in 1871 was supplied by the Public Works Department. In addition there is now four times as much used as then in the way of paper, blank forms, returns, books, etc., owing to the increased volume of work.

Only three daily papers are taken, the "Globe," "Mail," and "London Advertiser." The other charges are for directories, maps, reports, and for books bearing on the special work of this office. The papers, directories, and maps were in 1871 furnished by the Public Works Department, and the other books referred to were not obtained at all.

Cab hire incurred in the inspection of the public institutions in the city was charged to travelling expenses in 1871. The number of local institutions has largely increased since that date, and they are now situated in all parts of the city. During 1878 numerous hurried visits had to be paid to the Central Prison, Asylum and the site of the Female Reformatory. The charge also includes cabs to the various stations and wharves when starting on inspection tours.

The \$35 for sundry payments include petty disbursements made by the messenger, and checked by the chief clerk, being for car tickets, express charges, unpaid postage on letters, &c., all of which were in 1871 charged to the Public Works Department.

Owing to the extension of district and greatly increased number of public institutions, the Inspector is now doing 50 per cent. more travelling and inspecting than in 1871, but the amount expended has not increased in anything like the same proportion.

12
50
90
20
20
—
92

both in
on the
er than
the ex-
-general
-mation
-n these
-neces-
-s, etc.,
-tingen-

1877.
—
\$ c.
226 00
212 62
315 25
347 61
8 18
31 80
75 00
54 89
35 00
20 00
—
26 35

part-

	1871.	1878.
CROWN LANDS DEPARTMENT.		
	\$ c.	\$ c.
Postage	400 00	986 00
Telegrams	84 50	218 30
Printing and Binding	1,356 55	1,738 97
Stationery	1,169 00	1,654 65
Directories, &c.	86 36	35 00
Pens	6 25
Subscriptions, &c., and Advertising.....	797 27	501 28
Water	115 00	181 16
Ice	12 00	24 00
Fuel	836 55	794 11
Tinsmithing.....	245 44	120 51
Locksmithing	55 65	6 45
Plumbing	7 65	7 22
Painting	136 37	4 90
Carpenter Work	134 00
Lumber.....	36 89	30 00
Furniture, &c.	261 00	71 40
Tinware	6 00
CROWN LANDS DEPARTMENT—(Continued).		
Hardware.....	63 23
Repairs to Grates, &c.	131 95	12 24
Lime	17 00
Paints	6 75
Repairs, sundry	56 15	14 00
Cartage	1 20	66 00
Towelling	13 60
Office Cleaning	328 52	255 75
Street Watering.....	13 00
Law Expenses.....	344 56	105 88
Express Charges	1 20	12 30
Travelling Expenses, Cab Hire, &c.....	13 00	13 50
Extra Clerks	1,352 34	1,580 00
Firemen (and Watchman in 1878).....	365 00	1,035 00
Chimney Sweeping	5 00
Clearing Snow	42 99
Bill Posting.....	1 00
Coal Oil and Soap	39 38
Plan of Fire Districts	56 00
Timber Estimates	20 00
Services on Grounds	353 75
Trees, Shrubs, and Gravel	133 47
	\$8,454 00	10,120 21

NOTE.—Explanation of certain increases.

Postage—

Prior to 1876, Patents and other papers were sent free ; since that time postage has been charged upon all Post Office matter sent from the Department.

Stationery—

Increased volume of work and provision of Registers and other form books.

Extra Clerks—

The same number of clerks employed, but the amount charged in 1871 represents only the moiety, and in 1878 the payments for the whole year.

Fireman—

The second man charged is not a fireman, but a night-watchman, who watches the whole of the Government Buildings.

Services on Grounds—

The wages of men employed in keeping the Grounds in order.

1878.
\$ c.
986 00
218 30
1,738 97
1,654 65
35 00
501 28
181 16
24 00
794 11
120 51
6 45
7 22
4 90
30 00
71 40

	1871.	1878.
LEGISLATION.		
Telegrams	33 23	37 94
Printing	597 35	1 95
Stationery	41 88	381 29
Books	179 13	201 05
Subscriptions	687 40	1296 32
Ice	36 00
Locksmithing, etc.	72 68
Engraving	12 25	17 15
Engrossing	5 00
Filter, etc.	4 50
Soap, etc.	133 20	66 10
Furnishings, Sergeant-at-arms	128 50
Official suit for Clerk	92 49
Silk gowns for Clerk	100 00
Gown for Assistant Clerk	16 00
Sundries	59 75	10 15
Safe	222 35
Delf and Crockery	13 70
Brushes	9 97
Furniture and Furnishings	47 70	3 15
Dry Goods	98 40
Cleaning	175 11
do * (charged against Session	543 44
Writers, Messengers, and Pages)	293 10
Express charges	69 83	79 55
Cartage	3 25
Cab Hire	95 75	137 75
Escort to Lieutenant-Governor, open- ing House	57 60
Clerk in Chancery	100 00
S. J. Watson, Travelling Expenses	200 00
Reporting and Evidence before Com- mittees	551 93
	\$3285 43	\$3657 77

free ;
ce mat-

	1871.	1878.
COURT OF CHANCERY.		
	\$	\$
	c.	c.
Postage, etc.	91 47	74 78
Printing	268 27	354 01
Stationery	227 52	314 92
Repairs, &c.	85 55	162 75
Cancelling Stamps.....	24 00
Stamps on Proceedings	278 40
Copying	124 35
Extra Services.	77 00	318 64
Allowance to Judges' Library.....	100 00	200 00
Cleaning.....	183 78
	\$1276 56	\$1668 81
COURT OF QUEEN'S BENCH.		
Postage, etc.....	111 38	81 31
Printing	119 21	324 14
Stationery	55 72	90 33
Directory	12 00	4 00
Stamp Ribbon.....	1 50
Crockery and Furnishings.....	3 95	18 65
Repairs, etc	132 45	11 60
Drawing Precepts.....	37 00
Copying	60 00
Allowance to Judges' Library.....	100 00	100 00
Office Cleaning.	135 57
	\$633 21	\$765 63
COURT OF COMMON PLEAS.		
Postage	7 22
Printing	3 56	76 87
Judges' Library	100 00	100 00
Stationery	45 08	48 45
	\$155 86	\$225 32

NOTE.—Explanations of certain increases.

Increased business of Courts necessitating increased number of Registers, Forms, Books and printing generally. Much of the increase is due to the establishment of additional courts and law officers.

1878.		1871	1878
\$ c.	NORMAL AND MODEL SCHOOLS AT TORONTO.	\$ c.	\$ c.
74 78	P. O. Box	9 00
354 01	Printing	325 05	56 16
314 92	Books, &c	2,043 04	233 64
162 75	Advertising	43 60	96 78
.....	Water	300 00	208 06
.....	Fuel	816 10	666 35
318 69	Gas	26 61	13 90
200 66	Painting, &c	800 00	316 09
183 78	Plumbing	447 06	161 45
.....	Tinsmithing	56 46
\$1668 84	Locksmithing	14 30
.....	Carpenter Work	265 97	129 15
.....	Plaster and Bricklaying	37 00	2 50
81 34	Sundry Repairs	19 15	31 00
324 11	Furniture	120 21	138 58
90 33	Furnishings	158 17	187 61
4 00	Hardware	5 98	38 11
.....	Lumber and Posts	5 68	196 18
18 65	Clocks	140 00	82 50
11 60	Chemicals	90 31	93 42
.....	Piano Hire	6 00
100 60	Cleaning, Clearing Snow	67 09	118 80
135 57	Express Charges	2 80
8765 63	Stationery	156 87
.....	Garden Furnishings, &c	192 55	426 10
76 87	Sundries	18 60
100 00	Apparatus	139 76
48 45	Subscriptions, &c	145 37
.....	Ice	2 25
\$225 32	Hose for fire protection	272 00
.....		\$5,977 83	\$3,945 54

Stationery, Apparatus, and Sundries—

Included in 1871 under the heading "Books, &c." Three sessions instead of two—additional number of students.

Garden Furnishings—

Extended botanical stock in conservatories, &c.

Subscriptions, &c.—

Establishment of reading-room and library for students.

Fire Hose—

To replace worn-out hose in use for 20 years.

	1871.	1878.
NORMAL SCHOOL, OTTAWA.		
	% c.	% c.
Books and Apparatus		110 53
Stationery		162 31
Printing		46 42
Advertising		48 29
Subscriptions		199 81
Water		222 93
Coal		515 00
Wood		74 25
Clearing Snow		30 00
Freight and Express Charges		495 94
Garden Sundries		279 95
Carpenter Work		23 95
Furnishings		539 58
Collection Natural History		150 00
Repairs to Clocks		11 67
Chemicals		12 19
Travelling Expenses		115 29
		\$5,059 02
DEPOSITORY.		
Postage	189 36	535 96
Printing	134 14	690 94
Stationery	191 39	403 59
Fuel	351 25	350 00
Water	50 00
Carpenter Work and Lumber	402 34	116 09
Hardware	18 30	64 53
Packing Cases	10 80	156 40
Papering	11 24
Telegrams, &c	27 82	4 18
Wrapping Paper, Twine, &c.	630 98
Repairs, Gas, Ice, Painting, Express, Furnishings, &c.	182 69	262 80
Extra Services	240 00
	\$1,571 25	\$3,395 49

Postage—

Increased volume of business, and increased sale of text-books by post.

Printing—

Publication of new Depository catalogue, &c.

Stationery—

Increased business; large stock on hand.

Packing Cases—

Included under the head of "Carpenter work," in 1871.

Wrapping Paper and Twine—

Large stock purchased at low rates. Small purchase in 1871 included under "Stationery."

Extra Services—

Extra assistance in the absence of Dr. May at Exhibitions, 1877-78.

1878.
S e.
110 53
102 31
46 42
48 29
199 81
222 93
515 00
74 25
30 00
495 94
279 95
23 95
330 58
150 00
11 67
12 19
115 29
5,059 02

537 96
490 94
403 59
350 00
116 09
64 55
156 40
4 18
630 98
262 80
240 00
3,395 49

books by

871 in

	1871.	1878.
	§ c.	§ c.
EDUCATION OFFICE.		
Postage	661 89	461 99
Printing	1,545 97	303 34
Books	89 19	132 53
Stationery	50 67	529 70
Directories, Maps, &c.	20 00	7 90
Subscriptions, &c.	175 60	282 57
Fuel	317 00	130 00
Water	50 00
Carpenter Work and Repairs	282 60	271 02
Furniture and Furnishings	145 22	255 85
Telegrams, Express, &c.	59 18	78 40
Customs Duties	50 00
Law Costs	150 32	223 34
Travelling Expenses and Cab Hire	44 80
Copying, &c.	18 15
Work on Grounds	10 50
Trustees S. S. No. 4, Oaklands Refund	270 00
Sundries, Stove Pipe, Wool, Gas, Desk, Ice, &c.	37 15	31 22
Window Glass (broken by storm)	132 20
	\$3,634 79	\$3,206 51

Postage—

Decrease, owing to reduction of postage on printed forms.

Stationery—

Paper for printing purposes formerly included under the head of "Printing."

Subscriptions, &c. —

Includes advertising, which has been increased.

Furniture and Furnishings—

Refurnishing of Minister's Office in part, &c.

Law Costs—

Costs of appeal from Division Courts under the Statute.

Trustees, S. S. No. 4.

Law costs incurred and allowed by Order in Council.

Travelling Expenses and Cab Hire—

Attending County Teachers' meetings, &c.

CONDENSED STATEMENT as to Railways aided by the Province of Ontario, showing actual payments by Province and Municipalities. (F.)

A C T S.	Total payments by Province.		Total Aid by Municipalities.		Total Mileage Completed.	Approximate Mileage under Construction.	Approximate Total Expenditure.
	\$	cts.	\$	cts.			
Railway Aid Fund Acts	1,460,837	65	3,749,480	00			12,609,971 00
* Railway Subsidy Fund	565,463	28	2,305,000	00			7,075,870 00
Railway Aid Act, 39 Vic., cap. 22	177,644	00	875,000	00	1,357	321.5	2,143,619 00
+ Railway Land Subsidy Act, 40 Vic., cap. 14	33,809	88	160,000	00			705,566 00
Railway Subsidy Act 41 Vic., cap. 16	2,329	53	50,000	00			350,160 00
Totals	2,279,024	34	7,139,480	00	1,357	321.5	\$22,885,186 00

* Railway Subsidy Fund—Annual Payments \$86,985 10
 + Railway Land Subsidy Fund—Annual Payments 21,778 00

Certified correct.

T. N. MOLESWORTH,

24th January, 1879.

Engineer, Public Works Department.

S. C. WOOD,

Treasurer.

RAILWAYS aided by the Province of Ontario, under provisions of Acts 34th, Vic., Cap. 2, and 35th Vic., Cap. 24. Total provision in aid \$1,900,000. (G.)

RAILWAYS aided by the Province of Ontario, under provisions of Acts 34th, Vic, Cap 2, and 35th Vic., Cap. 24. Total provision in aid \$1,900,000. (i.)

NAME OF RAILWAY.	TERMINAL POINTS.	Length in miles completed.	Approximate length in miles under construction or not commenced.	Rate per mile.	Total aid (approximate) per half-way.	Amount of aid paid to railways.	Municipal (approximate) aid granted.	Total (approximate) expenditure on works.	Dates of Orders in Council.
Canada Central	Sandpoint to Pembroke	47 5/60	2650	126,684	125,457 15	75,000	1,141,440	28th February, 1872.
Cobourg, Peterborough and Marmora	Ashburnham to Chemong Lake	9 3/70	2060	18,740	18,740 00	113,500	254,000	26th March, 1873.
Grand Junction	Belleville to Stirling	20 0/60	2060	40,000	40,000 00	300,000	28th February, 1872.
Do.	Stirling to Peterborough	45 0/60	3000	135,000	225,000	600,000	and 30th Vic. Cap. 22, Sec. 2, sub-sec 4.
Hamilton & Lake Erie	Jarvis to Hamilton	33 4/80	2000	66,960	66,960 00	65,000	600,000	28th February, 1872.
Kingston & Pembroke	Kingston Harbour to 20 miles northerly	20 0/60	2000	40,000
Do.	From 20 miles to 35 miles northerly	15 0/60	2050	30,750	213,522 50	450,000	1,138,000	28th February, 1872, and 30th Vic. Cap. 22, Sec. 2, sub-sec. 5.
Do.	From 35 miles to Sharbot Lake	11 5/80	3250	37,635
Do.	Sharbot Lake to the Mississippi	13 7/40	7000	96,180	40,890 00	142,500	369,000	28th February, 1872.
Midland	Beaverton to Orillia	20 4/60	2000	40,800
Montreal and City of Ottawa	Province boundary to Ottawa	20 3/20	66 0/60	2000	132,000	180,000	28th February, 1872.
North Grey	Collingwood to Meaford	20 3/20	2000	41,040	41,040 00	110,500	350,000	14th October, 1871.
Port Dover and Lake Huron	Port Dover to Stratford	63 0/60	2900	126,000	126,000 00	200,000	711,000	24th March, 1873.
Whitby & Port Perry	Port Whithy to Port Perry	20 0/60	2000	40,000	40,000 00	545,852	12th March, 1873.

Railways aided by the Province of Ontario, under provisions of Acts 34th Vic., Cap. 2, and 35th Vic., Cap. 24. Total provision in aid \$1,900,000.—Continued. (C.)

NAME OF RAILWAY.	TERMINAL POINTS.	Length in miles completed.	Approximate length in miles under construction or not commenced.	Rate per mile.	Total aid (approximate) per half-way.	Amount of aid paid to halfways.	Municipal (approximate) aid granted.	Total (approximate) expenditure on works.	Dates of Orders in Council.
Northern Extension	Barrie to Orillia	22,200	2000	44,400	44,400 00	131,480	1,075,000	14th October, 1871.
Do.	Orillia to Gravenhurst	27,487	4000	110,748	110,748 00			28th Feb. 1872.
Toronto and Nipissing	Uxbridge to Portage Road	33,439	2000	66,878	66,878 00			24th March, 1873.
Do.	Portage Road to Cobowen	12,778	3000	38,334	38,334 00	386,500	874,000	28th February, 1872.
Toronto, Grey & Bruce	Orangeville to Owen Sound and Teeswater	142,531	2000	285,182	285,182 00	988,000	2,871,679	8th February, 1872.
Wellington, Grey and Harrison	to Southampton, and Bruce	120,638	2000	241,276	241,276 00	682,000	2,400,000	28th February, 1872.
		653,983	111,000		1,796,457	1,493,837 65	3,749,480	12,609,971	

Total approximate length aided by Acts 34th Vic. Cap. 2, and 35th Vic. Cap. 24, equals 764,983 miles.

Toronto, 24th January, 1879.

T. N. MOLESWORTH,
Engineer Public Works.

APPENDIX.

STATEMENT

Showing the Payments made each year on account of the Railway Aid Fund. (H.)

	1872. December 31	1873. December 31	1874. December 31	1875. December 31	1876. December 31	1877. December 31	1872. December 31	By	Consolidated Fund, being grant in aid of Railways, under 34 Vic., Cap. 2 (1870-1) ...	Consolidated Fund, being grant in aid of Railways (supplementary), under 35 Vic., Cap. 24 (1871-2)	\$	cts.
Total payments on account of aid												
do	do	do	do	do	do	do	37,278 60				1,500,000	00
do	do	do	do	do	do	do	426,642 00					
do	do	do	do	do	do	do	61,802 00				400,000	00
do	do	do	do	do	do	do	368,050 50					
do	do	do	do	do	do	do	171,557 15					
do	do	do	do	do	do	do	98,600 00					
Balance unexpended..							1,490,837 65					
							400,162 35					
							1,900,000 00	Total			\$1,900,000	00

Certified correct.

W. R. HARRIS, *Accountant.*

S. C. WOOD,
Treasurer.

74

RAILWAYS *subsidised* by the Province of Ontario, under the provisions of 35 Vic. Cap. 24, and 37 Vic. Cap. 37.
(L.)
Total subsidy in aid \$100,000 per annum for 20 years, from 1st January, 1872.

NAME OF RAILWAY.	TERMINAL POINTS.	Length in miles completed.	Approximate length in miles under construction.		Approximate length in miles not commenced.	Annual subsidy per mile.	Municipal (approximate) aid granted.	Total (approximate) expenditure on works.	Dates of Orders in Council.
			In miles under construction.	In miles not commenced.					
Canada Southern	St. Clair Junction to St. Clair River	62-901	\$ cts.	\$		
Credit Valley	Toronto to Brock Road	10-000	32-500	194 40	32-2500	137-5000	17th March, 1874.
Do. do.	Streetsville to Alton	24-250	5-250	194 40	56-600	67-1000	26th March, 1873.
Hamilton and North-Western	Hamilton to Barrie and Collingwood	90-541	243 60	664-500	184-5000	19th March, 1874.
Do. do.	do. do.	44-000	291 60
London, Huron and Bruce	London to Wingham	63-146	194 40	31-560	139-0000	24th March, 1873.
Midland	Orillia to Midland City	29-600	3-500	248 70	41-000	17th March, 1874.
Brantford, Norfolk & P. Burwell	Brantford to Port Burwell	35-650	16-000	194 40	18-2600	40-870	16th March, 1874.
Prince Edward County	Pictou to Grand Trunk Railway	14-000	18-000	243 60	87-500	2-5000	24th March, 1873.
Toronto Grey and Bruce	Orangeville to Owen Sound	73-529	97 20	15th July, 1874.
Do. do.	Western to Toronto	8-550	194 40	136-000	17th March, 1874.
Victoria	Lindsay to Kilmount	33-412	291 60	17-2000	63-0000	19th March, 1874.
							2303-600	707-5870	

APPENDIX.

Total approximate length subsidised under Acts 35th Vic. Cap. 24, and 37th Vic. Cap. 37, equals 570,865 miles, including 73,329 miles on the Toronto, Grey & Bruce Railway, aided and shown in Statement G.

T. N. MOLESWORTH,
Engineer Public Works.

TORONTO, 24th January, 1879.

STATEMENT

Showing the total annual charge upon the Railway Subsidy Fund, under the provisions of 35th Vic. Cap. 24, and

STATEMENT

Showing the total annual charge upon the Railway Subsidy Fund, under the provisions of 35th Vic. Cap. 24, and 37th Vic. Cap. 37, as per half-yearly certificates issued up to the 31st December, 1878. (J.)

APPENDIX.

NAME OF RAILWAY.	DATE OF ORDER IN COUNCIL.	POINTS FROM AND TO.	Miles.	RATE.	ANNUAL SUBSIDY.
				\$ cts.	\$ cts.
London, Huron, and Bruce.....	24th March, 1873	London northwards.....	45.0	194 40	8,748 00
Do.....	Do	Last point to Wingham.....	24.146	194 40	4,683 98
Canada Southern.....	17th March, 1874	St. Thomas to River St. Clair.....	62.961	194 40	12,227 36
Toronto, Grey and Bruce.....	Do	Orangeville to Owen Sound.....	73.529	97 20	7,147 00
Do.....	Do	Toronto to Weston.....	8.25	194 40	1,162 12
Do.....	Do	Orillia to Wye River.....	29.6	218 70	6,473 52
Midland of Canada.....	Do	Brantford southwards.....	33.270	194 40	6,467 68
Brantford, Norfolk & Port Burwell 16th March, 1874	Do	Landsey to Barrie River.....	26.0	201 00	5,232 00
Victoria.....	19th March, 1874	Last point to Kimmount.....	12.0	201 00	3,494 20
Do.....	Do	At Lindsay.....	1.442	201 00	290 48
Do.....	Do	Hamilton to Burlington.....	9.0	201 00	2,024 40
Hamilton and North-Western.....	Do	Burlington to Georgetown.....	26.021	243 00	6,323 10
Do.....	Do	Georgetown to Buckstown Road.....	23.0	201 00	6,706 80
Do.....	Do	Last point to Cookstown Siding.....	20.0 } 20	243 00 }	5,443 20
Do.....	Do	Cookstown Siding to Barrie.....	17.443 } 12	243 00 }	4,238 64
Do.....	Do	Clarksville to Glencarm.....	18.424	243 00	4,477 68
		Total.....			\$86,985 10

Annual Appropriation..... \$100,000 00

Certified correct.

T. N. MOLESWORTH,

Engineer Public Works Department.

24th January, 1879.

S. C. WOOD, Treasurer.

STATEMENT

Showing the payments made each year on account of the Railway Subsidy Fund. (35th and 37th Vic.)
(K.)

	\$	cts.		\$	cts.	
1874	Total payments on account of subsidy in 1874.	52,010	90	1872 By appropriation under 35 Vic., Cap. 24 (1871-2) for 1872	100,000	00
1875	Total payments in 1875	49,283	50	1873	100,000	00
1876	"	260,349	50	1874	100,000	00
1877	"	151,036	66	1875	100,000	00
1878	"	112,722	72	1876	100,000	00
				1877	100,000	00
	Balance at close of 1878	563,403	28	1878	100,000	00
		131,536	72			
	Total	\$700,000	00	Total to close of 1878	\$700,000	00

Certified correct.

W. R. HARRIS,
Accountant.

S. C. WOOD,
Treasurer.

RAILWAYS aided by the Province of Ontario, under provision of the Act 39 Vic. Chap. 22. (L.)

NAME OF RAILWAY.	TERMINAL POINTS.	Approximate length		Length in miles		Approximate length in miles under construction.		Rate per mile.		Amount of aid paid to Railway.		Mileage aid granted.		Total approximate expenditure on works.		REMARKS.
		In miles.	completed.	In miles.	in miles.	%	%	%	%	%	%	%	%			
Lake Simcoe Junction	Stouffville to Jackson's Point ..	26,500	26,500	2,000	530,000	2,000	328,750	2,000	530,000	328,750	100,000	328,750	Gauge 5 feet 6 in.; connects with the Toronto & Nipissing Railway.			
Belleville and North Hastings ..	Grand Junction Ry. to Madoc ..	22,000	22,000	3,000	80,000	3,000	80,000	3,000	80,000	80,000	80,000	80,000				
Cobourg, Peterboro' & Marmora ..	Harwood to Ashburnham	13,000	2,000	2,000	2,000				
Credit Valley	Brook Road to Ingersoll	37,500	9,351	2,000	187,025,450,000	2,000	427,000	2,000	187,025,450,000	427,000	122,000	122,000				
Do. do	Catawact and Elora	27,500	2,000	55,000	2,000	55,000	2,000	55,000	55,000	150,000	150,000				
Stratford and Lake Huron	Stratford to Listowel	27,500	27,500	2,000	39,442	2,000	39,442	2,000	39,442	39,442				
Victoria	Lindsay to Kilmount	33,442	33,442	1,000	17,582	1,000	17,582	1,000	17,582	17,582	Expenditure given in Statement "I."			
Montreal and City of Ottawa	Boundary of Province to Ottawa ..	66,000	19,500	19,500	19,500	19,500	19,500	19,500	19,500	Ottawa to Coteau landing in Quebec.			
Midland	Waubashene to Midland Bay ..	13,500	10,000	17,500	17,500	17,500	17,500	17,500	17,500	17,500	148,600				
					177,644	875,000	214,3619									

The mileage aided and shown on this Statement includes 66 miles of the Montreal and City of Ottawa Railway shown in Statement G, and 33,442 miles of the Victoria, and 13 miles of the Midland Railway, shown in statement I.

TORONTO, 24th January, 1879.

T. N. MOLESWORTH,
Engineer Public Works.

STATEMENT

Showing estimated liability on account of Aid to Railways upon the Consolidated Revenue Fund, under 39 Vic., Chap 22. (M.)

NAME OF RAILWAY.	POINTS FROM AND TO.	APPROXIMATE NO. OF MILES.	RATE.	AMOUNT.
			\$ cts.	\$ cts.
Lake Simcoe Jet.	Stouffville to Jackson's Pt.	26.5	2,000 00	53,000 00
Belleville & N. Hastings	Gd. Junction switch north	22	3,000 00	66,000 00
Cobourg, Peterborough and Marmora	Harwood to Ashburnham .	13	2,000 00	26,000 00
Credit Valley	Brock Rd. to Ingersoll	52.5	2,000 00	105,000 00
Do.	Cataract to Elora	27.5	2,000 00	55,000 00
Stratford & Lake Huron	Stratford to Listowel . . .	27.5	2,000 00	55,000 00
Victoria	Lindsay to Kilmount } (measured)	33.442	1,000 00	33,442 00
Montreal and C. O. Jet.	Quebec Boundary to Ottawa	66	1,000 00	66,000 00
Midland	Waubashene to Midland .	13	1,750 00	22,750 00
			Total	\$482,192 00
Less amount paid Lake Simcoe Jet \$53,000 00			177,611 00
Victoria 33,442 00			
Credit Valley 18,702 00			
Stratford & Lake Huron 55,000 00			
And Midland 17,500 00			
	\$177,614 00			\$304,548 00

Certified Correct.

S. C. WOOD,

Treasurer.

T. N. MOLESWORTH,

Engineer, Public Works Dep't.

24th January, 1879.

In financial statement the liability under 39 Victoria, is stated as \$298,548 being the amount due assuming the length stated in the Act to be correct, but the actual length has been found to be in excess.

RAILWAYS SUBSIDISED by the Province of Ontario, under provision of the Act 40th Victoria, Cap. 14. (N)

NAME OF RAILWAY.	TERMINAL POINTS.	Approximate length in miles subsidised.	Length in miles completed.	Approximate length in miles under construction.	Annual subsidy per mile.	Total approximate expenditure on works.	REMARKS.
Victoria	Kimount to Haliburton ..	22-000	22-310	\$ cts. 62 16	\$ cts. 266675 00	Length given from measurement. Do. do.
Whitby and Port Perry ..	Port Perry to Lindsay	25-945	25-945	173 04	333391 00	do. do.
Prince Arthur's Landing and Kamanistiquia.....	Prince Arthur's Landing to Port William	5-495	5-495	173 04	55290 00	do. do.
Kingston and Penabroke... River	Mississippi River to Madawaska River	28-020	62 16	Length given from location survey.
Credit Valley	Toronto to Ingersoll	95-500	19-351	71-500	86 52	Expenditure given in statements "F" and "L."
Do do	Streetsville Junction to Alton	29-500	24-250	86 52	
Do do	Cataquet Junction to Elora	27-500	22-000	86 52	
Montreal and City of Ottawa	Province Line to Ottawa ..	66-000	86 52	\$705366 00	

The mileage subsidised and shown on this Statement includes 152.5 miles of the Credit Valley Railway, shown on Statements "F" and "L."

T. N. MOLESWORTH,
Engineer of Public Works.

Toronto, 24th January, 1879.

STATEMENT

Showing the payments made to Railways up to 31st December, 1878, under the provisions of the Act 40th Vic. (O.) Cap. 14.

NAME OF RAILWAY.	POINTS FROM AND TO.	No. of Miles.	Rate.	No. of Half-yearly Certificates paid.	Amount of each Certificate.	Totals.
Whitby and Port Perry.	Port Perry to Lindsay	25.945	\$ cts. 173 04	5	\$ cts. 3,244 76	\$ cts. 11,223 80
Prince Arthur's Landing and Kam- istiquia	Prince Arthur's Landing to Fort William	5.965	173 04	4	518 68	2,074 72
Victoria	Kinnmount to Ireland	10.000	632 16	3	3,460 80	10,382 40
do.	Ireland to Haliburton	12.310	632 16		4,260 24	9,319 92
Credit Valley.	Woodstock to Ingersoll	9.351	86 52	2	404 52	809 04
					Total...	\$33,809 88

APPENDIX.

Certified correct.

T. N. MOLESWORTH.

Engineer Public Works Department.

24th January, 1879.

S. C. WOOD, *Treasurer.*

RAILWAYS SUBSIDISED by the Province of Ontario under the provisions of the Act, 41st Vic. Cap. 16. (P)

NAME OF RAILWAY.	TERMINAL POINTS.	Approximate length in miles subsidised.		Length in miles completed.	Approximate length in miles under construction.		Annual subsidy per mile.	Total approximate expenditure on works.	REMARKS.
				
Hamilton and N.W.	Jarvis to Port Dover	10	8375	173 04	110000 00	Completed length given from measurement.
Port Stanley, Strathroy and Port Franks	Strathroy to Canada Southern.	10	173 04	Length only approximate.
North Simcoe	Penetanguishene to Northern Railway	33-44	33-34	216 30	240 160	Completed length given from measurement.
						\$350160 00			

APPENDIX.

T. N. MOLESWORTH,
Engineer Public Works.

TORONTO, 24th January, 1879.

STATEMENT showing Mileage of the various Railways in the Province of Ontario. (Q.)

No.	NAME OF RAILWAY.	TERMINAL POINTS.		Length in Miles.	Length in Miles.	Length in Miles.	At present under Construction or Contract.
		FROM	TO				
1	Grand Trunk Railway	Main Line.....	Eastern Boundary of Province.....	457			
2	"	"	Point Edward.....	57			
3	"	Buffalo and Lake Huron Branch.....	Goodrich.....	158			
4	"	London Branch.....	London.....	23			
5	"	Galt and Don Branch.....	Berlin.....	1	4.5		
6	Great Western Railway	Main Line.....	Suspension Bridge.....	280			
7	"	"	Toronto Branch.....	39.5			
8	"	Wellington, Grey and Bruce.....	Hamilton.....	27	102		
9	"	Loop Line Division.....	Harrisburgh.....	27	145		
10	"	London and Port Stanley Branch.....	Glencoe.....	61			
11	"	London and Port Stanley Branch.....	London.....	25			
12	"	Brantford Branch.....	do.....	8			
13	"	Petrolia Branch.....	Harrisburgh.....	1			
14	"	Wellington, Grey and Bruce South Extension.....	Wyoming.....	1			
15	"	London, Huron and Bruce Branch.....	Palmerston.....	66			
16	"	Brantford and Norfolk Branch.....	London.....	74			
17	Welland Railway.....	Welland.....	Brantford.....	35.88			
18	Canada Central Railway.....	Brookville and Ottawa Railway and Perth Branch.....	Port Colborne.....	25			
19	St. Lawrence and Ottawa Railway and Chaudiere Branch.....	Brookville.....	Rockville.....	57			
		Ottawa.....	Carleton Place.....	57			
		Prescott.....	Pembroke.....	48			
			Ottawa.....	39.5			

STATEMENT showing Mileage of the various Railways in the Province of Ontario.—Continued.

STATEMENT OF DRAINAGE WORKS

Completed under the provisions of the Acts 33rd Victoria, Cap. 2, and 36th Victoria, Cap. 38. Also the amounts expended for the construction of Drainage Works under the provisions of the Acts 36th Victoria, Cap. 39, and 37th Vic., Cap. 20.

Constructed by the Government directly.

DRAINAGE WORKS UNDER ACTS 33RD VIC., CAP. 2, AND 36TH VIC., CAP. 38. DRAINAGE WORKS CONSTRUCTED UNDER ACTS 36TH VIC., CAP. 39, AND 37TH VIC., CAP. 20.

Constructed by the Municipalities, with proceeds of Debentures sold to the Government.

County.	Length of Drains in Miles.	Approximate Areas unwatered.	Cost of Works.	County.	Approximate length of Drains in miles.	Approximate Areas unwatered.	Cost of Works.	Total expenditure both systems.
		Acres.	§ c.			Acres.	§ c.	§ c.
Kent.....	42½	42,000	71,707 26	Kent.....	67,129	67,129	107,406 25	179,118 51
London.....	102½	91,000	145,548 90	London.....	48,890	48,890	78,224 00	223,772 90
Middlesex.....	51½	28,300	42,523 59	Middlesex.....	5,587	8,989 50	51,463 09	51,463 09
Elgin.....	13½	16,700	17,304 88	Elgin.....	16,419	26,270 72	43,575 00	43,575 00
				Lanark.....	1,706	2,825 00	2,825 00	2,825 00
				Addington.....	1,302	1,302 00	2,083 00	2,083 00
				Peterborough.....	663	1,000 00	1,000 02	1,000 02
Essex.....	33½	20,000	31,577 06	Leamox.....	904	1,446 00	1,446 00	1,446 00
				Leeds.....	17,500	27,999 99	39,377 05	39,377 05
				Welland.....	978	1,565 00	1,500 00	1,500 00
				Huron.....	2,500	4,000 00	12,175 47	12,175 47
				Perth.....	686	1,050 00	1,050 00	1,050 00
				Grey.....	12,500	20,000 00	20,000 00	20,000 00
				Hastings.....	844	1,351 25	1,351 25	1,351 25
				Haldimand.....	1,375	2,900 00	2,900 00	2,900 00
				Bruce.....	4,900	7,840 00	7,840 00	7,840 00
Russell.....	8	8,890	11,543 77		1,258	2,013 00	2,013 00	2,013 00
Totals.....	2604	203,100	328,380 93		186,108	297,773 73	626,154 06	626,154 06

The lengths of drains constructed under the provisions of the Acts 33rd Vic., Cap. 2, and 36th Vic., Cap. 38, are given from actual measurement. The length of drains constructed by the Municipalities is given approximately, and may be less than the real length. The areas unwatered are given approximately in both cases. The assessments made in connection with the drains constructed by the Government cover larger areas in every case than the approximate ones given.

Toronto, 24th January, 1879.

T. N. MOLESWORTH,
Engineer Public Works.

DEPARTMENT OF PUBLIC WORKS, ONTARIO.

Volume of Work for the years 1871 and 1878.

NATURE OF WORK.	1871	1878
Letters and Reports written	770	1,649
Reports received from Inspectors, Clerks of Works, etc.....	272	307
Certificates issued for payments under contract	190	165
(a) Orders on P. C. Clerk issued	8	173
Papers covered, endorsed, and indexed	983	1,878
Accounts approved and transferred to Treasurer	589	1,124
(b) Accounts entered (7 times each, etc.)	4,123	7,868
Sets of plans prepared	22	25
(c) Sets of tracing copies of plans made	44	50
Specifications prepared	22	25
Copies of specifications made, (three of each)	66	75
Contracts and Bonds prepared (each in Duplicate).....	108	92
(d) Drainage Debentures and applications examined	26
(e) Works conducted under pay list	3	26
(f) <i>See special note.</i>		

(a) Orders on Petty Contingencies Clerk fluctuated according to the policy of the respective Provincial Treasurers, as to method of paying petty accounts. In 1870 and 1871 they were paid by accountable warrants to the Departmental Secretary.

(b) First, entry by architect or engineer in checking and certifying. Second, by account, in checking and marking as to appropriation chargeable to. Third, fourth, and fifth, by Secretary in duplicate abstracts, with accounts to Treasurer, and copy of same retained in Department. Sixth, copy on endorser for filing. Seventh, entry in Departmental Accounts Register. In 1869 to 1873 inclusive, the Immigration accounts were filed with Public Works, but not *after* the latter year. The same applies to papers covered, endorsed, and indexed.

(c) For each set of original plans prepared at least two sets of tracings are prepared for the Contractor, and for the Clerk or Inspector of Works. In addition to these large numbers of detail drawings have to be prepared.

(d) Two copies for attachment to duplicate contracts, and one copy for Clerk or Inspector of Works. In many cases extra copies have had to be prepared.

(e) Such as dredging and blasting in channels of rivers, repairs or construction of dams, slides, piers, and other like works which can only be done with advantage by day labour, and under the immediate control and superintendence of the Department.

(f) A large amount of the work done in the Department cannot be tabulated or any record made of it, such as answering enquiries and making examinations preparatory to checking off accounts, answering letters, etc., and this class of work increases in proportion as the number of works in charge of the Department and the number of its records increase.

8

49
07
65
73
78
24
68
25
50
25
75
2
26
26

the
and

by
th,
e of
try
ac-
lies

re-
ese

or

of
by

or
ca-
in
its

