

**CIHM
Microfiche
Series
(Monographs)**

**ICMH
Collection de
microfiches
(monographies)**



Canadian Institute for Historical Microreproductions / Institut canadien de microreproductions historiques

© 2000

Technical and Bibliographic Notes / Notes techniques et bibliographiques

The Institute has attempted to obtain the best original copy available for filming. Features of this copy which may be bibliographically unique, which may alter any of the images in the reproduction, or which may significantly change the usual method of filming are checked below.

- Coloured covers / Couverture de couleur
- Covers damaged / Couverture endommagée
- Covers restored and/or laminated / Couverture restaurée et/ou pelliculée
- Cover title missing / Le titre de couverture manque
- Coloured maps / Cartes géographiques en couleur
- Coloured ink (i.e. other than blue or black) / Encre de couleur (i.e. autre que bleue ou noire)
- Coloured plates and/or illustrations / Planches et/ou illustrations en couleur
- Bound with other material / Relié avec d'autres documents
- Only edition available / Seule édition disponible
- Tight binding may cause shadows or distortion along interior margin / La reliure serrée peut causer de l'ombre ou de la distorsion le long de la marge intérieure.
- Blank leaves added during restorations may appear within the text. Whenever possible, these have been omitted from filming / Il se peut que certaines pages blanches ajoutées lors d'une restauration apparaissent dans le texte, mais, lorsque cela était possible, ces pages n'ont pas été filmées.
- Additional comments / Commentaires supplémentaires: **Pagination is as follows: p. [117]-118.**

L'Institut a microfilmé le meilleur exemplaire qu'il lui a été possible de se procurer. Les détails de cet exemplaire qui sont peut-être uniques du point de vue bibliographique, qui peuvent modifier une image reproduite, ou qui peuvent exiger une modification dans la méthode normale de filmage sont indiqués ci-dessous

- Coloured pages / Pages de couleur
- Pages damaged / Pages endommagées
- Pages restored and/or laminated / Pages restaurées et/ou pelliculées
- Pages discoloured, stained or foxed / Pages décolorées, tachetées ou jaunies
- Pages detached / Pages détachées
- Showthrough / Transparence
- Quality of print varies / Qualité inégale de l'impression
- Includes supplementary material / Comprend du matériel supplémentaire
- Pages wholly or partially obscured by errata slips, tissues, etc., have been refilmed to ensure the best possible image / Les pages totalement ou partiellement obscurcies par un feuillet d'errata, une pelure, etc., ont été filmées à nouveau de façon à obtenir la meilleure image possible.
- Opposing pages with varying colouration or discolourations are filmed twice to ensure the best possible image / Les pages s'opposant ayant des colorations variables ou des décolorations sont filmées deux fois afin d'obtenir la meilleure image possible.

This item is filmed at the reduction ratio checked below /
Ce document est filmé au taux de réduction indiqué ci-dessous.

10x	14x	18x	22x	26x	30x
<input type="checkbox"/>	<input type="checkbox"/>	<input type="checkbox"/>	<input checked="" type="checkbox"/>	<input type="checkbox"/>	<input type="checkbox"/>
12x	16x	20x	24x	28x	32x

The copy filmed here has been reproduced thanks to the generosity of:


University of Toronto Archives

The Images appearing here are the best quality possible considering the condition and legibility of the original copy and in keeping with the filming contract specifications.

Original copies in printed paper covers are filmed beginning with the front cover and ending on the last page with a printed or illustrated impression, or the back cover when appropriate. All other original copies are filmed beginning on the first page with a printed or illustrated impression, and ending on the last page with a printed or illustrated impression.

The last recorded frame on each microfiche shall contain the symbol \rightarrow (meaning "CONTINUED"), or the symbol ∇ (meaning "END"), whichever applies.

Maps, plates, charts, etc., may be filmed at different reduction ratios. Those too large to be entirely included in one exposure are filmed beginning in the upper left hand corner, left to right and top to bottom, as many frames as required. The following diagrams illustrate the method:



L'exemplaire filmé fut reproduit grâce à la générosité de:

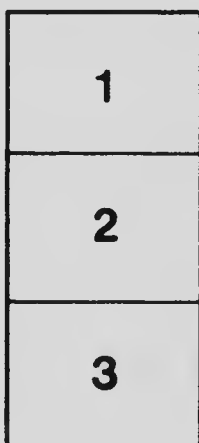

University of Toronto Archives

Les images suivantes ont été reproduites avec le plus grand soin, compte tenu de la condition et de la netteté de l'exemplaire filmé, et en conformité avec les conditions du contrat de filmage.

Les exemplaires originaux dont la couverture en papier est imprimée sont filmés en commençant par le premier plat et en terminant soit par la dernière page qui comporte une empreinte d'impression ou d'illustration, soit par le second plat, selon le cas. Tous les autres exemplaires originaux sont filmés en commençant par la première page qui comporte une empreinte d'impression ou d'illustration et en terminant par la dernière page qui comporte une telle empreinte.


Un des symboles suivants apparaîtra sur la dernière image de chaque microfiche, selon le cas: le symbole \rightarrow signifie "A SUIVRE", le symbole ∇ signifie "FIN".

Les cartes, planches, tableaux, etc., peuvent être filmés à des taux de réduction différents. Lorsque le document est trop grand pour être reproduit en un seul cliché, il est filmé à partir de l'angle supérieur gauche, de gauche à droite, et de haut en bas, en prenant le nombre d'images nécessaire. Les diagrammes suivants illustrent la méthode.




MICROCOPY RESOLUTION TEST CHART

(ANSI and ISO TEST CHART No. 2)



APPLIED IMAGE Inc

1653 East Main Street
Rochester, New York 14609 USA
(716) 482 - 0300 - Phone
(716) 288 - 5989 - Fax



UNIVERSITY OF TORONTO
STUDIES

PAPERS FROM THE CHEMICAL
LABORATORIES

No. 89: NOTE ON THE OXIDATION OF β -NAPHTHO-
QUINONE, BY C. H. ROBINSON

(REPRINTED FROM THE JOURNAL OF THE AMERICAN CHEMICAL SOCIETY, VOL. 32)

THE UNIVERSITY LIBRARY: PUBLISHED BY
THE LIBRARIAN, 1910

University of Toronto Studies
COMMITTEE OF MANAGEMENT

Chairman: ROBERT ALEXANDER FALCONER, M.A., Litt.D., LL.D., D.D.
President of the University

PROFESSOR W. J. ALEXANDER, PH.D.

PROFESSOR W. H. ELLIS, M.A., M.B.

PROFESSOR A. KIRSCHMANN, PH.D.

PROFESSOR J. J. MACKENZIE, B.A.

PROFESSOR R. RAMSAY WRIGHT, M.A., B.Sc., LL.D.

PROFESSOR GEORGE M. WRONG, M.A.

General Editor: H. H. LANGTON, M.A.
Librarian of the University

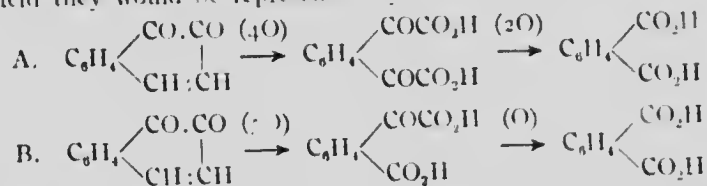
NOTE ON THE OXIDATION OF β -NAPHTHOQUINONE.

By C. H. ROBINSON.

Received November 1, 1909.

In a series of experiments on the oxidation of naphthalene and various naphthalene derivatives, Daly¹ found some indications that in the oxidation of β -naphthoquinone by potassium permanganate in alkaline solution the reaction ceased before the amount of permanganate had been reduced which would correspond to the oxidation of the naphthoquinone to phthalonic acid and he mentions the possibility of the diketo acid, $C_6H_4(COCO_2H)_2$, being formed in the solution. Under the direction of Professor Allan, the author investigated this reaction in the hope of preparing the diketo acid in this way.

If the oxidation in alkaline solution were to the diketo acid and then in acid solution to phthalic acid the two stages of the reaction might be represented by A, but if the oxidation in alkaline solution were to phthalonic acid they would be represented by B.



So that the ratio of the amounts of oxygen used in the two stages of the reaction would be two according to A or five according to B.

The β -naphthoquinone was prepared by the method of Lagodzinski and Hardine² and purified by the method given by Boswell.³ It is slightly soluble in decinormal sodium bicarbonate solution (0.54 g. per liter) and not more soluble in a normal solution.

To find the ratio between the amount of permanganate required to oxidize the naphthoquinone in alkaline solution and the permanganate required to complete the oxidation in acid solution to phthalic acid, 110 cc. of a saturated solution of the quinone in decinormal sodium bicarbonate was added to 50 cc. decinormal permanganate solution and left at laboratory temperature for twenty four hours. In 50 cc. of this solution the residual permanganate was determined by adding a solution of 0.4 g. potassium iodide and 2 g. sulphuric acid in 100 cc. water and titrating the iodine set free. To another 50 cc. of the solution two

¹ *J. Phys. Chem.*, 11, 105.

² *Ber.*, 27, 3075.

³ *This Journal*, 20, 230.

per cent. sulphuric acid and a few drops of manganese sulphate solution were added, and after two minutes, by which time the oxidation to phthalic acid was complete, the solution of potassium iodide and sulphuric acid was added and the iodine determined. Since the oxidizing power of the permanganate is 1.66 times greater in acid solution than in alkaline solution, the permanganate used in oxidizing the solution to phthalic acid was multiplied by 1.66 so that the amounts of permanganate would be in proportion to their oxidizing value.

	I	II
Permanganate reduced in alkaline solution		
Permanganate reduced in acid solution	4.65	4.75

This shows conclusively that the oxidation is as represented above in B and that the reaction in alkaline solution proceeds to phthalonic acid, but it is still possible that there is a rapid oxidation to the diketo acid and then a slower oxidation to phthalonic acid.

Some experiments were made to determine the constituents of the solution at various stages of the oxidation by adding small amounts of permanganate to the quinone solution, allowing the reaction to proceed till all the permanganate was reduced, acidifying the solution and ethering out. As the residual quinone is so much more insoluble in water than the products of the reaction, the residue obtained by the evaporation of the ether contained little else than quinone.

A = initial weight of quinone in the solution.

B = cc. permanganate used to 50 cc. quinone solution

C = weight of residue from ether.

D = weight of quinone which would be left if oxidation were direct to phthalonic acid.

E = weight of quinone which would be left if oxidation were to diketo acid.

A Gram.	B cc.	C, Gram.	D Gram	E, Gram
0.0226	1	0.0209	0.0210	0.0206
0.0226	6	0.0126	0.0131	0.0108
0.0226	8	0.0110	0.0100	0.0068
0.0226	10	0.0087	0.0069	0.0023

The results given in this table are not very good because the method was inaccurate but they confirm the conclusion arrived at from the previous experiments that there is no intermediate stage in the oxidation of β -naphthoquinone to phthalonic acid in alkaline solution. A series of experiments, in which the rate of oxidation of the quinone in alkaline solution was determined, also gave no indication of the existence of an intermediate product.

Further experiments to prepare the diketo acid by the saponification of phthalyl cyanide are now being carried out.

UNIVERSITY OF TORONTO.



