

**CIHM
Microfiche
Series
(Monographs)**

**ICMH
Collection de
microfiches
(monographies)**



Canadian Institute for Historical Microreproductions / Institut canadien de microreproductions historiques

© 1996

Technical and Bibliographic Notes / Notes techniques et bibliographiques

The institute has attempted to obtain the best original copy available for filming. Features of this copy which may be bibliographically unique, which may alter any of the images in the reproduction, or which may significantly change the usual method of filming are checked below.

- Coloured covers / Couverture de couleur
- Covers damaged / Couverture endommagée
- Covers restored and/or laminated / Couverture restaurée et/ou pelliculée
- Cover title missing / Le titre de couverture manque
- Coloured maps / Cartes géographiques en couleur
- Coloured ink (i.e. other than blue or black) / Encre de couleur (i.e. autre que bleue ou noire)
- Coloured plates and/or illustrations / Planches et/ou illustrations en couleur
- Bound with other material / Relié avec d'autres documents
- Only edition available / Seule édition disponible
- Tight binding may cause shadows or distortion along interior margin / La reliure serrée peut causer de l'ombre ou de la distorsion le long de la marge intérieure.
- Blank leaves added during restorations may appear within the text. Whenever possible, these have been omitted from filming / Il se peut que certaines pages blanches ajoutées lors d'une restauration apparaissent dans le texte, mais, lorsque cela était possible, ces pages n'ont pas été filmées.
- Additional comments / Commentaires supplémentaires:

L'Institut a microfilmé le meilleur exemplaire qu'il lui a été possible de se procurer. Les détails de cet exemplaire qui sont peut-être uniques du point de vue bibliographique, qui peuvent modifier une image reproduite, ou qui peuvent exiger une modification dans la méthode normale de filmage sont indiqués ci-dessous.

- Coloured pages / Pages de couleur
- Pages damaged / Pages endommagées
- Pages restored and/or laminated / Pages restaurées et/ou pelliculées
- Pages discoloured, stained or foxed / Pages décolorées, tachetées ou piquées
- Pages detached / Pages détachées
- Showthrough / Transparence
- Quality of print varies / Qualité inégale de l'impression
- Includes supplementary material / Comprend du matériel supplémentaire
- Pages wholly or partially obscured by errata slips, tissues, etc., have been refilmed to ensure the best possible image / Les pages totalement ou partiellement obscurcies par un feuillet d'errata, une pelure, etc., ont été filmées à nouveau de façon à obtenir la meilleure image possible.
- Opposing pages with varying colouration or discolourations are filmed twice to ensure the best possible image / Les pages s'opposant ayant des colorations variables ou des décolorations sont filmées deux fois afin d'obtenir la meilleure image possible.

This item is filmed at the reduction ratio checked below /
Ce document est filmé au taux de réduction indiqué ci-dessous.

	10x		14x		18x		22x		26x		30x	
					✓							
	12x		16x		20x		24x		28x		32x	

The copy filmed here has been reproduced thanks to the generosity of:

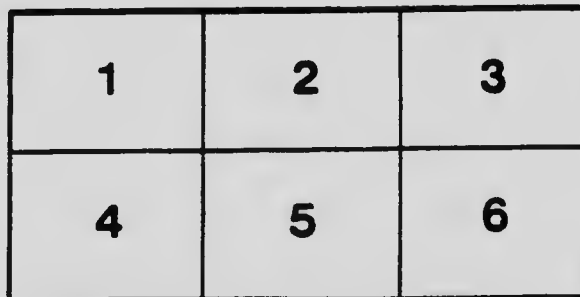

British Columbia Archives and Records Service.

The images appearing here are the best quality possible considering the condition and legibility of the original copy and in keeping with the filming contract specifications.

Original copies in printed paper covers are filmed beginning with the front cover and ending on the last page with a printed or illustrated impression, or the back cover when appropriate. All other original copies are filmed beginning on the first page with a printed or illustrated impression, and ending on the last page with a printed or illustrated impression.

The last recorded frame on each microfiche shall contain the symbol \rightarrow (meaning "CONTINUED"), or the symbol ∇ (meaning "END"), whichever applies.

Maps, plates, charts, etc., may be filmed at different reduction ratios. Those too large to be entirely included in one exposure are filmed beginning in the upper left hand corner, left to right and top to bottom, as many frames as required. The following diagrams illustrate the method:



L'exemplaire filmé fut reproduit grâce à la générosité de:

British Columbia Archives and Records Service.

Les images suivantes ont été reproduites avec le plus grand soin, compte tenu de la condition et de l'état de l'exemplaire filmé, et en conformité avec les conditions du contrat de filmage.



Les exemplaires originaux dont la couverture en papier est imprimée sont filmés en commençant par le premier plat et en terminant soit par la dernière page qui comporte une empreinte d'impression ou d'illustration, soit par le second plat, selon la cas. Tous les autres exemplaires originaux sont filmés en commençant par la première page qui comporte une empreinte d'impression ou d'illustration et en terminant par la dernière page qui comporte une telle empreinte.

Un des symboles suivants apparaîtra sur la dernière image de chaque microfiche, selon la cas: le symbole \rightarrow signifie "A SUIVRE", le symbole ∇ signifie "FIN".

Les cartes, planches, tableaux, etc., peuvent être filmés à des taux de réduction différents. Lorsque le document est trop grand pour être reproduit en un seul cliché, il est filmé à partir de l'angle supérieur gauche, de gauche à droite, et de haut en bas, en prenant le nombre d'images nécessaire. Les diagrammes suivants illustrent la méthode.

MICROCOPY RESOLUTION TEST CHART

(ANSI and ISO TEST CHART No. 2)



4.5

5.0

5.6

6.3

7.1

8.0

9.0

10

11.2

12.5

14

16

18

20

22.5

25

28

31.5

35

39.5

45

50

56



63

71

80

90

100



APPLIED IMAGE I

1653 East Main Street
Rochester, New York 14609 USA
(716) 482 - 0300 - Phone
(716) 288 - 5989 - Fax

G. B. Rose, Capt.

102nd Regt., R. M. R.

Kamloops, B. C., June, 1916.

BATTALION DRILL ELUCIDATED

ALSO

Company, Battalion and
Brigade Ceremonial

BY

SERGEANT-MAJOR (W.O.) B. COFFIN, R. C. R.

AND

SERGEANT-MAJOR (W.O.) A. YOUNGMAN, R. C. R.

PRICE 35 CENTS

THE COLONIST PRESSES

1916

NWp
971.8
C675

PREFACE

This pamphlet has been devised by the authors not to replace but to supplement the chapters on drill contained in the Official Manual of INFANTRY TRAINING.

Commanding Officers have found that the practical handling of a Battalion in close order frequently requires the adoption of movements and formations not specifically provided for in the Official Manual.

In the following pages it has been the effort of the authors to minimize this difficulty by suggesting a number of movements which have proved useful in practice, and they have endeavoured to present a complete but simple detail for each.

E. A. SEELY SMITH,

Major,

General Staff Officer, M.D. No. 11.

BATTALION DRILL ELUCIDATED

A Battalion Standing in Mass Advancing in Column of Fours

C. O.: "Advance in Fours—No. 1 Company leading."

Co'y Cr.: "No. 1—Form Fours—Right."

Plat. Cr.: "No. 1 Platoon—Left Wheel—Quick March."

Plat. Crs. of 2, 3 and 4 Platoons will march off their Platoons in a similar manner.

Co'y Crs. of 2, 3 and 4 Companies—"Form Fours—Right."

Plat. Crs.: Marching their Platoons off in time to take their place in Column of Fours.

A Battalion Moving in Column of Fours Forming Mass Facing in the Same Direction

C. O.: "At the Halt—on the Left—Form Mass."

Plat. Cr.: "No. 1 Platoon—at the Halt—on the Left—Form Platoon."

Plat. Crs. of Nos. 2, 3 and 4 Platoons acting in a similar manner when their Platoons arrive at Close Column Distance.

Remaining Companies disengage to the Left, and when arriving at their position in Mass—

Plat. Crs. will act in a similar manner.

Note.—Mass may be formed in a similar manner on the Right; and it may be formed at any named interval or distance.

**A Mass Moving to the Left in Fours Forming
Line Facing a Flank**

C. O.: "At the Halt—facing Right—Form Line."

Plat. Cr. of the Right Platoon of the Rear Company will give command: "No. Platoon—Halt—Right Turn."

Remaining Platoons will be led by their Guides to the place where their inner Flank will rest when in Line, and then wheel parallel to the alignment, where they will be halted, and turned to the Right by their Platoon Commanders, and stood at Ease.

**A Battalion Marching in Column of Fours Forming Open
Mass on the Left at Deploying Interval.**

C. O.: "At the Halt—on the Left—Form Open Mass at
deploying interval."

Co'y Cr.: "No. Company—at the Halt—on the Left—
Form Platoons."

Remaining Companies will disengage to the Left, and be led by their Guides to their position at deploying interval, when—

Co'y Crs. of remaining Companies will act in a similar manner; dress their Companies, if necessary, and Stand them at Ease.

**A Battalion Standing in Open Mass at Deploying
Interval Forming Line on the Left**

C. O.: "On the Left—Form Line—Remainder—Left
Incline."

The leading Platoons of each Company will stand fast; Remainder will incline to the Left.

C. O.: "Quick March."

Leading Platoons will be stood at Ease by their Platoon Commanders. Remaining Platoons will step off and, when in rear of their position in Line—

Plat. Crs. will give command: "Right Incline," and, when on the alignment, "Halt"; dress their Platoons, if necessary, and Stand them at Ease.

A Battalion Marching in Column of Fours Forming Mass Facing a Flank

C. O.: "At the Halt—facing Left—Form Mass."

Plat. Cr. of leading Platoon: "Halt—Left Turn."

Remaining Platoons will be led by their Guides to their position in Close Column, when—

Plat. Crs. will give command: "Halt—Left Turn."

The other Companies will lead on, and, when arriving at Mass Interval, the Platoon Commanders will act in a similar manner, and stand their Platoons at Ease.

Note.—On the word "Halt," the Right Guides will turn to the Left and take up their covering and distance from the Right Guide of Platoon in front.

A Battalion Moving in Mass Forming Line Facing a Flank

C. O.: "At the Halt—facing Left—Form Line."

Co'y Cr. of the Left Company will repeat the command.

Plat. Crs. of Left Company acting as in Company Drill.

The remaining Companies will lead on and, when arriving opposite the ground which they will occupy in Line—

Co'y Crs. will give the command: "At the Halt—facing Left—Form Line," and when formed, "By the Left—Quick March," and when on alignment, "Halt—Stand at Ease."

A Battalion Standing in Line Forming Mass on the Right

C. O.: "On the Right—Form Mass—Remainder—Form Fours—Right—Quick March."

The Right Platoon will stand fast; Remainder will Form Fours and turn to the Right, and be led by their Guides to their position in Mass, where they will be halted, turned to the Left, and stood at Ease.

A Battalion Standing in Mass Forming Open Mass

C. O.: "From the Leading Platoons—Form Open Mass—Remainder will Retire—About Turn—Quick March."

Leading Platoons will be stood at Ease. Remainder will turn about, and move to their positions at Column Distance, where they will be halted by their Platoon Commanders, and turned about, and stood at Ease.

A Battalion Standing in Open Mass Advancing in Echelon from the Right

C. O.: "Advance in Echelon from the Right."

Co'y Cr.: "No. 1 Company—by the Right—Quick March."

Co'y Crs. of 2, 3 and 4: "By the Right—Quick March."

Each Company will move off at Column Distance. Second in Command will direct on Right Flank.

A Battalion Advancing in Echelon Forming Open Mass

C. O.: "At the Halt—Form Open Mass."

Co'y Cr.: "No. 1 Company—Halt—Stand at Ease."

Co'y Crs. of 2, 3 and 4 Companies: "Halt—Stand at Ease"—

when they arrive in their position in Open Mass.

A Battalion Standing in Open Mass Advancing in Echelon of Companies Outwards

C. O.: "Advance in Echelon of Companies Outwards—No. 3 Company Leading."

Co'y Cr.: "No. 3 Company—by the Right—Quick March."

Co'y Cr.: "No. 2 Company—by the Left—Quick March."

Co'y Cr.: "No. 4 Company—by the Right—Quick March."

Co'y Cr.: "No. 1 Company—by the Left—Quick March."

Each Company will advance at Column Distance—Commanders of 2 and 4 moving their Companies simultaneously.

Second in Command will direct on the Right of Leading Company.

A Battalion Advancing in Echelon of Companies Outwards Forming Line Facing a Flank

C. O.: "At the Halt—facing Left—Form Line."

Co'y Cr.: "No. 4 Company—at the Halt, into Line—Left Form."

Co'y Cr.: "No. 3 Company—Into Line—Left Form—Forward"; and when on the alignment—"Halt."

Co'y Crs. of 2 and 1 Companies will lead on, and when in rear of their position in Line, will act in a similar manner to No. 3 Company.

Each Company being stood at Ease, in succession, by its Commander.

A Battalion Standing in Line Advancing in Column of Platoons from the Right

C. O.: "Advance in Column of Platoons from the Right—Remainder—Form Fours—Right."

Right Platoon will stand fast. Remainder will Form Fours and turn to the Right.

C. O.: "Quick March."

The Right Platoon will step off. Remainder will Mark Time two paces, and then lead on, and, when the leading Guide of each Platoon is in rear of the centre of the Platoon in front—

Plat. Crs. will give the command: "Left Incline," and, when in column, another "Left Incline."

A Battalion Standing in Open Mass Advancing in Column of Platoons

C. O.: "Advance in Column of Platoons from the Right."

Co'y Cr.: "No. 1—by the Right—Quick March."

Co'y Crs. of 2, 3 and 4: "Form Fours—Right—Quick March—Left Incline—Left Incline."

Each Company Commander moving off his Company in time to follow the Company in front at Column Distance.

A Battalion Marching in Column of Platoons Forming Open Mass on the Left

C. O.: "At the Halt—on the Left—Form Open Mass—Remainder—Left Incline."

Co'y Cr.: "No. 1 Company—Halt—Stand at Ease."

Co'y Crs. of 2, 3 and 4, when opposite to their place which they will occupy in Open Mass: "Right Incline," and when in position: "Halt—Stand at Ease."

A Battalion Standing in Open Mass Forming Mass

C. O.: "On the Leading Platoons—Form Mass—Remainder—Quick March."

Leading Platoons of each Company will stand fast. Remainder will step off and, when at Close Column

Distance, will be halted by their Platoon Commanders, and stood at Ease.

A Battalion in Mass Moving to a Flank in Fours Forming Four Lines of Platoons in Fours at X Paces Interval and X Paces Distance

C. O.: "Battalion—Halt—Form Four Lines of Platoons in Fours at X Paces Interval and X Paces Distance—Move."

Co'y Cr.: "No. 1—Quick March."

From the "Left," "Right," or any named Platoon, open to X Paces Interval; remainder double march. The named Platoon will continue to advance in quick time; remaining Platoons will double march, and be led by their leading Guides to their position in the alignment, at the named Interval, where Platoon Commanders will give the command, "Quick March."

Co'y Crs. of 2, 3 and 4 will give similar commands in time to follow No. 1 Company at X Paces Distance.

A Battalion Moving in Four Lines of Platoons in Fours Forming Mass Facing a Flank

C. O.: "At the Halt—facing Left—Form Mass."

Co'y Cr.: "No 1—at the Halt—facing Left—Form Close Column."

Left Plat. Cr.: "Halt—Left Turn—Stand at Ease."

Remaining Plat. Crs.: "Left Turn"—and on reaching their position in Close Column—"Halt—Stand at Ease."

Co'y Crs. of 2, 3 and 4: "On the Left close to 7 Paces Interval—Remainder, Double March"—and when their Companies reach their position in Mass—"Halt—Left Turn—Stand at Ease."

**A Battalion Marching in Column of Fours Forming
Two Lines of Platoons in Fours at
X Paces Interval**

C. O.: "Battalion—Halt—on the Left form two Lines of Platoons in Fours at X Paces Interval on Nos. 1 and 9 Platoons—Remainder—Quick March."

Nos. 1 and 9 Platoons will be stood at Ease: Remaining Platoons will be led by their Guides to their position in same alignment as Nos. 1 and 9 at the named Interval, when—

Plat. Crs. will give the command: "Halt—Stand at Ease."

Note.—1, 2, 3 and 4 Lines may be formed in the same manner. This movement might be performed on the March, but if the Platoons are large, the better way is to perform it at the Halt, and continue advance on completion of movement at any named distance.

**A Battalion Marching in Column of Fours Advancing in
Four Lines of Platoons in Fours Facing a Flank**

C. O.: "In succession—Facing Left—Advance in Four Lines of Platoons in Fours."

Co'y Crs.: "No. 1—Platoons, Left Wheel"—and continue to move on.

Co'y Crs. of 2, 3 and 4 will give a similar command, when their Companies arrive on the same ground where the leading Company formed. From this formation the Platoons in Fours may be opened to any named Interval and Distance.

**A Battalion Marching in Column of Platoons Forming
Mass Facing a Flank**

C. O.: "At the Halt—facing Left—Form Mass."

Co'y Crs.: "Form Close Column—Remainder—Double March."

Co'y Cr. of Leading Co'y: "Change Direction—Left—Left Wheel," and when round to required angle, "Halt—Stand at Ease."

Co'y Crs. of Remaining Companies acting in a similar manner, when they reach the ground which they will occupy in Mass.

A Battalion Marching in Echelon Outwards, No. 3 Company Leading, Forming Mass to a Flank

C. O.: "At the Halt—facing Left—Form Mass."

Co'y Crs.: "Form Close Column—Remainder—Double March."

Co'y Cr., No. 3 Co'y: "No. 3—Change Direction—Left—Left Wheel"—and when round to required angle—"Forward"—and when in Line with outer flank of Left Company—"Halt—Stand at Ease."

Co'y Cr., No. 4 Co'y, when reaching ground he will occupy in Mass: "Change Direction, Left—Left Wheel—Halt—Stand at Ease."

Co'y Crs., Nos. 2 and 1 Co'ys, lead on and when opposite to their position in Mass: "Change Direction—Left—Left Wheel—Forward"—and when on alignment—"Halt—Stand at Ease."

A Battalion Marching in Column of Platoons Forming Double Column of Platoons

C. O.: "At the Halt—on the Left—Form Double Column of Platoons—Remainder—Left Incline."

Co'y Crs., Nos. 1 and 2 Co'ys.: "Halt—Stand at Ease."

Co'y Crs., Nos. 3 and 4 Co'ys., when opposite to their position in Double Column of Platoons, will give command: "Right Incline"—and when on alignment—"Halt—Stand at Ease."

A Battalion Standing in Mass, Changing Direction

C. O.: "Change Direction—Left—Left Wheel."

On this command, the whole, except the Leading Platoons, will make a Right Incline—the Leading Platoons glancing to the Left.

C. O.: "Quick March."

On this command, the Battalion will step off, wheeling on the circumference of a circle, of which the Left Guide of the Leading Platoon on the Left is the centre.

The Battalion Sergeant-Major will superintend the wheel on the Left Flank; the Second in Command on the Right Flank, and when regulating the pace, he will watch the Right Guide of the Rear Platoon, who will march at a full pace throughout the wheel, and on whose movement the march of every man in the Battalion should be made to depend. When the Battalion has circled to the required angle, the command: "Forward—Mark Time—or Halt" will be given, when all will turn in the required direction.

Note—When wheeling to the Right, the Second in Command will superintend on the Right and Battalion Sergeant-Major will regulate the pace on the Left.

Before changing direction to an Outer Flank, the Battalion will be ordered to Dress or March by that Flank.

This Movement is usually performed on the March.

The command will then be: "Change Direction—Left—Left Wheel"; the words, "Quick March," being omitted.

A Battalion Standing in Open Mass Advancing in Double Column of Platoons

C. O.: "Advance in Double Column of Platoons—Nos. 1 and 3 Companies Leading."

Co'y Crs.: "Nos. 1 and 3 Companies—by the Right—Quick March."

Co'y Crs. of 2 and 4 Companies: "Right Incline—Quick March"—and when in Double Column of Platoons—"Left Incline."

Co'y Crs. of 2 and 4 will move their Companies off in sufficient time to follow at Column Distance.

A Double Column of Platoons Turned to a Flank in Fours Advancing in Two Lines of Platoons in Fours

FIRST STAGE

C. O.: "Advance in Two Lines of Platoons in Fours at X Paces Interval and X Paces Distance—Centre Platoon will direct—Move."

Co'y Crs. of Leading Line will give signal to their Companies to advance, and then open them out to required Interval from the Centre Platoon.

Co'y Crs. of Rear Line will act in a similar manner, when the Leading Line has gained the required distance.

SECOND STAGE

C. O.: (Signal)—"Battalion—Halt—First Line advance in Two Lines of Platoons in Fours at X Paces Distance and X Paces Interval—Move."

Co'y Crs. of Leading Line will give command: "Advance in Two Lines of Platoons in Fours at X Paces Interval and X Paces Distance, odd numbered Platoons forming First Line, even numbers Second Line—Move."

Plat. Crs. of the odd numbered Platoons will give advance signal and lead their Platoons to required Interval, and then continue to advance.

Plat. Crs. of even numbered Platoons acting in a similar manner, when the odd numbered Platoons have gained required Distance.

Co'y Crs. of Rear Line following at their original distance.

THIRD STAGE

C. O.: (Signal)—“Battalion—Halt—First Line Platoons, form Two Lines of Sections in File, at X Paces Interval and X Paces Distance—Move.”

Plat. Crs. of First Line: “Advance in Two Lines of Sections in File at X Paces Interval and X Paces Distance; odd numbered Sections, First Line; even numbers, Second Line—Move.”

Sect. Crs. of odd numbered Sections will lead their Sections to required Interval and continue to advance.

Sect. Crs. of even numbered Sections acting in a similar manner, when the odd numbered Sections have arrived at required Distance.

The various Lines in Rear will follow at their original distances.

FOURTH STAGE

C. O.: (Signal)—“Battalion—Halt—First and Second Lines of Sections extend”—when the two Leading Lines of Sections will extend outwards, and the whole Battalion will continue the advance. From this stage forward, the Lines in Rear may be formed into smaller columns to avoid loss from artillery fire, and extended when it becomes necessary to do so, on account of effective rifle fire.

Note.—Although the above has been described as a Drill, when the Companies are thoroughly trained in carrying out movements of this description quickly, and without confusion, the usual procedure will be for the C.O. to assemble his Company Commanders around him, and he will then give clear and concise instructions as regards the situation, his intention, and the task he requires each Company to perform; and, regardless of the formation the Battalion may be in at the time, the Company Commanders will carry out the instructions they have received, on the Battalion Commander's word—“Move.”—and, while continuing the advance, adopting such formations as are suitable to meet the situation.

COMPANY CEREMONIAL

The four corners of an oblong will be marked by Flags, and numbered 1, 2, 3, 4. The long sides will be 160 paces; short sides, 80 paces.

An imaginary line drawn from point 2 to point 3 will be termed the **Saluting Base**.

A Flag will be placed 10 paces outside the centre of the Saluting Base, and be termed the **Saluting Point**.

A Flag will be placed on the Saluting Base, 10 paces to the left of the Saluting Point, and termed **Point A**.

A Flag, termed **Point B**, will be placed on the Saluting Base, 10 paces to the right of the Saluting Point.

The Company, sized from flanks to centre and told off into four Platoons, will be formed up in the long side of the oblong, between Points 1 and 4, facing the Saluting Base, arms at the **Order**.

Positions of Officers and N.C.O.'s

Company Commander—10 paces in front of centre of Company (dismounted).

Company Second in Command—3 paces in front of centre of Company.

Platoon Commanders—3 paces in front of centre of their Platoons.

If less than four Platoon Commanders, then Second in Command and Platoon Commanders will divide the frontage equally.

The Company Sergeant-Major will take post on the Right, and the Company Quartermaster-Sergeant on the Left of the front rank, and act as Right and Left Guides.

Platoon Sergeants will be two paces in rear of the Company, one in rear of the centre of each Platoon.

Sergeants temporarily commanding a Platoon will be two paces in rear of it, dividing frontage with Platoon Sergeants.

All other N.C.O.'s will be in the ranks.

Co'y Cr.: "Fix Bayonets—Slope Arms"—(Officers carry).

Co'y Cr.: "General Salute—Present Arms"—(all Officers Salute).

Co'y Cr.: "Slope Arms"—(Officers carry).

Co'y Cr.: "Form Fours—Right—Quick March"—(Officers Slope).

Co'y Cr.: "Left Wheel."

When the Right of the Company arrives on the Saluting Base it will be halted and turned to the Left, the right-hand man of the front rank at once aligning himself on the Right Guide. The commands for this will be as follows:

Co'y Cr.: "Company—Halt—Left Turn—Right Dress."

Right Guide: "Eyes Front."

As Company arrives on Saluting Base, Officers will carry.

Co'y Cr.: "By the Right—Quick March."

As he reaches Point A he will give—"Eyes Right"—when all except the Right Guides will turn their heads and eyes to the Right, looking the Reviewing Officer in the face. All the Officers saluting as laid down in Sword Exercises.

When the Company reaches Point B, the procedure will be as follows:

Co'y Cr.: "Eyes Front"—when all will turn their heads and eyes to the front, and the Officers will carry swords.

The Company, if required to do so, may be moved in any convenient formation, from Points 2 or 3, to its original position facing the Saluting Base.

Note.—Rifle Regiments do not fix Bayonets; they Present Arms from the Order; Order from the Present; and March Past at the Trail.

REVIEW OF A BATTALION

An oblong will be formed same as for the Review of a single Company, only correspondingly larger. Saluting Point—Points A and B as for single Company.

The Battalion will be formed up in line—Bayonets Fixed—Arms Sloped—Swords at Carry—in the centre of the long side of the oblong, between Points 1 and 4, facing the Saluting Point. The only Officers mounted will be the C.O., Senior and Junior Majors and Adjutant.

Positions

C. O.—15 paces in front of the centre of the Line.

Sen. Maj.—10 paces in front of the Right Guide of the Battalion.

Adjt.—10 paces in front of the Left Guide of the Battalion.

Jnr. Maj.—Next to and on the Right of the Adjutant.

Co'y Officers will take post as for Company Ceremonial.

Colours—The Colour Party will be in the centre of the Line, between Nos. 2 and 3 Companies, their front and rear rank aligned with the front and rear ranks of the Battalion (Colours at Carry).

Sgt.-Maj.—4 paces in rear of the centre of the Colour Party.

Staff Officers—16 paces in rear of the Sergeant-Major.

Staff Sgts.—2 paces in rear of the Staff Officers.

Bugle Band—6 paces in rear of the Staff Sergeants.

Brass Band—4 paces in rear of Bugle Band.

Stretcher Bearers, Machine Guns, Signallers and Pioneers, in the order here described—5 paces in rear of the Band.

Procedure When Reviewing Officer Arrives

When the Reviewing Officer arrives within about 60 paces of the centre of the Battalion, the procedure will be as follows:

C. O.: "General Salute—Present Arms"—when the men will Present Arms, all Officers Salute, and the Band will play the first part of a slow march. The Colours will be let fly.

C. O.: "Slope Arms" (Officers and Colours will come to the Carry).

The Reviewing Officer, accompanied by the Battalion Commander, who will ride on the further side from the troops, will pass down the Line from right to left, returning along the rear, the men standing with Sloped Arms; Officers at the Carry; Colours at the Carry and gathered in the right hand; Band playing a slow march.

C. O.: "On the March—Form Close Column of Companies—Remainder—, Form Fours—Right."

On this command, the Right Company will stand fast, the remainder will Form Fours and turn to the Right.

C. O.: "Quick March."

On this command, the Right Company will stand fast, the remainder will step off, and will be led by their Leading Guides to their positions in Close Column in rear of the Right Company. When they arrive in their position, the Company Commander will give the command: "Halt—Left Turn."

On the command—"Halt"—the Right Guides will at once turn to the Left, and correct their covering and distance from the Right Guide of the Company in front.

C. O.: "Move to the Right in Fours—Form Fours—Right—No. 1 will direct—Quick March"—and on reaching Point 1, as follows:

C. O.: "Change Direction—Left—Left Wheel"—and when square—"Forward—by the Left."

When the Battalion reaches the Saluting Base at Point 2:

C. O.: "Battalion—Halt—Left Turn."

On the command—"Halt"—the Right Guides will turn to the rear and be covered by the Adjutant from the rear, who will give the command—"Steady." On the word "Steady," the Right Guides will turn about, and the right-hand man of the front rank of each Company will at once align himself on the Right Guide; Company Commanders three paces from left flank, in line with front rank.

C. O.: "Right Dress."

Right Guides dress their Companies.

Right Guides: "Eyes Front."

While the Battalion is being formed on the Saluting Base at Point 2, the Bugle and Brass Bands will move to the Saluting Base and form up 50 paces in front of the leading Company of the Battalion; at the same time the Pioneers and Signallers, each formed in single rank (if strong, in two ranks)—Signallers 5 paces in rear of the Pioneers—will move on to the Saluting Base and place themselves 10 paces in front of the Bands; Machine Gun Section and Stretcher Bearers forming up 5 paces in rear of the Battalion, Guns on the Right. Staff Officers and Staff Sergeants will, at this stage, place themselves in rear of the Reviewing Officer.

**Position of Officers When Marching Past
by Companies**

C. O.—15 paces in front of No. 2 Platoon of Leading Company.

Sen. Maj.—15 paces in front of No. 3 Platoon of Leading Company.

Jun. Maj.—10 paces in rear of right centre of Rear Company.

Adjt.—10 paces in rear of left centre of Rear Company.

Colours—In rear of the centre of No. 2 Company, their front rank aligned with the Supernumerary rank.

Sgt.-Maj.—2 paces in rear of the centre of the Colour Party.

C. O.: "March Past by Companies by the Right."

Co'y Cr., No. 1, will place himself 10 paces in front of the centre of his Company, and give the command: "No. 1—by the Right—Quick March."

As the **Company Commander** reaches Point A, procedure as follows:

Co'y Cr.: "Eyes Right"—when all except Right Guide will turn their heads and eyes well to the Right, looking the Reviewing Officer in the face; all the Officers Saluting as laid down in Sword Exercises.

The Company will continue to look to the Right until it reaches Point B, then—

Co'y Cr.: "Eyes Front" (Officers will Carry).

The Remaining Companies will act in a similar manner, Company Commanders marching their Companies off in sufficient time to follow at 40 paces distance.

The Pioneers, Signallers, Bands, C.O. and Senior Major will all step off when the Leading Company Commander gives the command—"Quick March." The Band will also commence to play.

Colours will be let fly at Point A and will be gathered in the right hand at Point B.

On reaching Point A, the Officer and N.C.O.'s in command of the Pioneers, Signallers, Machine Guns and Stretcher Bearers will give—"Eyes Right"—Commanders saluting. On reaching Point B—"Eyes Front."

The Bandmaster and Sergeant Drummer (carrying his Staff at the Trail) will salute with the outer hand at Point A.

When in front of the Saluting Point, the Band will turn to the Left, move clear of the left flank of the Battalion, then wheel to the Right—Halt—Right Turn

—opposite to and facing the Saluting Point, continuing to play until the rear of the Battalion has passed; the Bandmaster facing the Saluting Point.

After the command—"Eyes Front" at Point B, the Pioneers and Signallers will Mark Time, till the C.O. and Senior Major are 10 paces from them, when they will move on.

The C.O. and all Mounted Officers will Salute at Point A, and carry swords at Point B. When the Battalion Commander has saluted, he will move out and place himself on the right of the Reviewing Officer, remaining there until the Battalion has passed; the Senior Major assuming Command.

When the Leading Company has moved 38 paces beyond Point 3, as follows:

Sen. Maj.: "At the Halt—Close Column."

On this command, No. 1 Company Commander will give the command—"No. 1—Halt." The remaining Company Commanders giving a similar command to their Companies as they reach Close Column Distance (12 paces); Company Commanders taking post three paces from the left of the front rank of their Companies.

On the command—"Halt"—the Right Guides will correct their covering and distance from Company in front, the Senior Major supervising the covering.

While Close Column is being formed at Point 3, the Machine Guns and Stretcher Bearers will move along the left flank of the Battalion and join the Pioneers and Signallers.

These four units will not March Past on the second occasion, unless specially ordered to do so. They will stand fast until the rear of the Battalion has passed the Saluting Point, when they will be moved in any convenient formation to their original position in rear of the Band and opposite to the Saluting Point.

Sen. Maj.: "About Turn—Order Arms."

Sen. Maj.: "Left Dress"—when Left Guides will dress their Companies and give—"Eyes Front."

The C.O. now rejoins the Battalion and takes command.

Positions of Officers When Marching Past in Close Column

C. O.—15 paces in front of centre of Leading Company.

Sen. Maj.—10 paces in rear of the left centre of Rear Company.

Jun. Maj.—10 paces in rear of the centre of Rear Company.

Adj.—10 paces in rear of the right centre of Rear Company.

Co'y Crs.—3 paces from right flank of Companies in line with front rank.

Colours and Sgt. Maj.—Same position as when Marching Past by Companies.

The Band will remain opposite the Saluting Point and will play the Battalion past.

C. O.: "Slope Arms."

C. O.: "Advance in Close Column—by the Left—Quick March."

When the Battalion Commander arrives at Point B—

C. O.: "Eyes Left"—when all except the Left Guides will turn their heads and eyes to the Left.

When the Rear Company has passed the Reviewing Officer—

C. O.: "Eyes Front."

When Marching Past in Close Column, the Battalion Commander only will Salute, all other Officers remain at the Carry.

When the Rear Company has passed Point A, the Bands will turn about and move to their original position opposite to the Saluting Point; doubling, if necessary, to clear the Battalion.

When the Rear Company of the Battalion has passed Point 2, then as follows:

C. O.: "Move to the Right in Fours—Form Fours—Right—No 1 will direct."

When the Battalion reaches Point 1—

C. O.: "Change Direction—Right—Right Wheel"—and when square—"Forward—by the Right."

When the Battalion arrives at a point that will permit it to form line in its original position, opposite the Saluting Point—

C. O.: "At the Halt—Facing Right—Form Line."

On this command, the Company Commander of the Right Company will give the command—"Halt—Right Turn."

The remaining Companies will be led by their Leading Guides to a point where their inner flanks will rest when in line; they will then change direction and move parallel to the alignment, and when opposite to their place in line, will be halted and turned to the Right by their Commanders; Guides dressing their Companies and giving—"Eyes Front."

All Officers taking post as when receiving the Reviewing Officer in first instance.

C. O.: "Advance in Review Order—Quick March."

On this command, the Battalion will step off, marching by the centre; Band advancing with Battalion and playing.

When Battalion is within 30 paces of the Reviewing officer, procedure will be as follows

C. O.: "General Salute—Present Arms."

On this command, the Battalion will act as in the first instance, when receiving the Reviewing Officer.

C. O.: "Slope Arms—Order Arms."

The Battalion will then wait for orders from Reviewing Officer.

ROYAL REVIEW

Same as already described, with these exceptions: Substitute Royal Salute for General Salute, and when the men Present Arms, the Colours will be lowered to the front till the head of the pike rests on the ground; in muddy weather the Colours may be gathered in left hand. The Band will play the National Anthem, or first six bars of it.

REVIEW OF A BRIGADE

An oblong will be marked out by Flags, as for Company or Battalion Ceremonial, only correspondingly larger.

Saluting Point and Points A and B marked out as for Company or Battalion Ceremonial.

The Brigade will be formed up on the long side of the oblong, between points 1 and 4, in line of Close Column, Bayonets fixed, with 8 paces interval between Battalions. Battalions as in Plate No. IV.

Brigadier—40 paces in front of centre of Brigade.

Brigade Maj.—10 paces in rear and 10 paces to right of Brigadier.

Orderly Officer—10 paces in rear, and 10 paces to left of Brigadier.

C. O.'s Battalions—15 paces in front of centre of their Battalions.

Staff Officers and Staff Sgts.—20 paces in rear of centre of their respective Battalions.

Staff Officers and Staff Sergeants will not draw Swords; Brigade Staff will not draw Swords.

The Brass and Bugle Bands will be massed 24 paces in rear of the centre of the Brigade; Bugle Band in front. Senior Bandmaster in charge.

Massed 10 paces in rear of the Bands, in the following order: Stretcher Bearers, Machine Guns, Signallers, Pioneers; Pioneers on Right; Stretcher Bearers on Left.

Brigadier: "Officers and Colours will take Post in Review Order."

C.O.'s will repeat this order, then—

C. O.'s: "—th Battalion, Officers and Colours"—and on Brigadier's Signal—"Quick March."

On the command—"Quick March"—Colours and Sword will be brought to the Carry, and the Officers on each Battalion will move out in Quick Time and place themselves 5 paces in front of the Leading Company of their respective Battalions; Colours in the centre of the Line of Officers; Colours and Officers of No. 2 Company moving out by the Right; Officers of Nos. 3 and 4 Companies by the Left; Officers of Nos. 1 and 2 Companies on Right of Colours; Officers of Nos. 3 and 4 Companies on the Left. They will size themselves on right and left of Colours; tallest on flank, shortest next to Colours.

Sen. Maj. on right of Officers, and in front of Right Guide.

Adjt. on left of Officers, and in front of Left Guide.

Jnr. Maj. on right of Adjutant.

The Senior Major of the Right Battalion of the Brigade will dress the Line of Officers.

Brigadier: "The Brigade will Slope."

C.O.'s will repeat this order, then—

C. O.'s: "—th Battalion"—and on Brigadier's Signal—"Slope Arms."

As the Reviewing Officer approaches—

Brigadier: "General Salute."

C.O. will repeat this order.

C. O.'s: "—th Battalion"—and on Brigadier's Signal—"Present Arms."

The men Presenting Arms, Officers Saluting, Colours flying, and the Bands playing (Staff Officers Salute with right hand).

Brigadier: "The Brigade will Slope."

C.O.'s will repeat this order, then—

C. O.'s: "—th Battalion"—and on Brigadier's Signal—"Slope Arms."

The Reviewing Officer, accompanied by the Brigadier, on his outer hand, will then ride down the front of the Brigade, pass around the left Flank, and return along the rear.

The Brigadier's Staff will precede the Brigadier by two horses' length; the men standing with Sloped Arms; Colours at Carry and gathered in under right hand; the Bands playing a slow march during the Inspection.

Brigadier: "Officers and Colours will take Post."

C.O.'s will repeat this order, then—

C. O.'s: "—th Battalion, Officers and Colours—Take Post."

On Battalions Commander's word—"Post"—the Officers of each Battalion will turn outwards from the centre; Officers carrying the Colours turning to the right.

Brigadier's Signal.

C. O.'s: "Quick March."

On this command, the whole of the Officers and the Colours will move in Quick Time to their places.

The Officers of No. 1 Company will resume their positions as soon as the front of No. 1 Company is clear.

Brigadier: "March Past."

C.O.'s will repeat this order, then—

C. O.'s: "—th Battalion—Form Fours—Right—No. 1 will direct."

Brigadier's Signal.

C. O.'s: "Quick March."

As the Leading Battalion reaches Point 1—

C. O.'s: "Change Direction—Left—Left Wheel—Double March"—and when square—"Forward"—and "Quick March," when that pace will not check the Battalion in rear.

When the Leading Battalion reaches the Saluting Base—

C. O.'s: "Halt—Left Turn."

On the command—"Halt"—the Right Guides will turn about and be covered by the Adjutant, who will give the word "Steady," when the Guides will turn to their front, and the right-hand man of each Company will at once dress on the Guides.

C. O.'s: "Right Dress"—when—

The Companies will be dressed by the Right Guides, who will then give the command—"Eyes Front."

The Remaining Battalions of the Brigade will act in a similar manner on reaching Point 1, with the exception that they will make only a partial Left Wheel, and then move by the shortest route to a position in Brigade Close Column in rear of the Leading Battalion at 50 Paces Distance.

While the Battalions are moving to their positions on the Saluting Base, the Massed Bands will move forward to a position opposite the Saluting Point, and prepare to play when the Brigade Marches Past. The Staff Officers and Staff Sergeants will take Post in rear of Reviewing Officer.

At the same time the Massed Pioneers and Signallers, each formed in Two Ranks, will move on to the Saluting Base, and place themselves 10 paces in front of the Brigade Staff; also at this period, the Massed Machine Guns and Stretcher Bearers will move into position, 20 paces in rear of the Rear Battalion, Guns nearer Saluting Base.

Positions of Officers When Marching Past by Companies

Brigadier—20 paces in front of the Mounted Officers of the Leading Battalion, preceded at 10 Paces Distance by his Staff, who will be in Line and 10 paces apart; Brigade Major on Right, Orderly Officer on Left.

C. O.—15 paces in front of No. 2 Platoon of Leading Company.

Sen. Maj.—15 paces in front of No. 3 Platoon of Leading Company, and in Line with C.O.

Jnr. Maj.—10 paces in rear of the right centre of the Rear Company.

Adjt.—10 paces in rear of the left centre of the Rear Company.

Colours—In rear of centre of the second Company of each Battalion, and aligned with the Supernumerary Rank.

Sgt.-Maj.—2 paces in rear of centre of Colour Party.

Marching Past by Companies

C. O.'s: "—th Battalion—March Past by Companies—by the Right."

On this command, the Commander of No. 1 Company will take Post 10 paces in front of the centre of his Company, and act as follows:

Co'y Cr., No. 1 Co'y: "No. 1—by the Right—Quick March."

As he (not his Company) reaches Point A, he will give—"Eyes Right"—upon which all except the Right

Guide will turn their heads and eyes well to the Right, looking the Reviewing Officer in the face, and he and all the Company Officers will salute in four paces, as laid down in the Sword Exercises.

The Company will continue to look to the Right until it is 10 paces beyond the Saluting Point, viz., at Point B, then as follows:

Co'y Cr., No. 1 Co'y: "Eyes Front"—

Upon which all will turn their heads and eyes to the front, and the Officers will Recover and Carry Swords, as laid down in the Sword Exercises.

Co'y Crs., Nos. 2, 3 and 4 Co'ys will act in a similar manner, marching their Companies off in succession in time to follow at 40 Paces Distance, or such Distance as may be ordered.

The Pioneers, Signallers, Brigadier and Staff, C.O. and Senior Major will step off when No. 1 Company Commander gives the command—"By the Right—Quick March."

This command will also be the signal for the Massed Bands to commence playing.

All Mounted Officers will Salute on reaching Point A; Brigade Staff Saluting with right hand.

Pioneers, Signallers, Machine Guns, Sections and Stretcher Bearers will receive—"Eyes Right"—at Point A, the command being given by the Senior Officer or N.C.O. of each of these Massed Units.

The Remaining Battalions of the Brigade will act in a similar manner, C.O.'s marching their Battalions off in succession, in sufficient time to follow the preceding Battalion at 50 Paces Distance, reckoned from the last item of a preceding Battalion to the head of the C.O.'s horse of a following one.

If the Reviewing Officer is superior to the Brigadier, the Brigadier, accompanied by his Orderly Officer, will fall out after Saluting and place himself on Right of

Reviewing Officer; the Brigade Major taking charge and leading the Brigade.

When the Leading Battalion has advanced a sufficient distance to allow the Rear Battalion to clear Point 3, Brigade Close Column will be formed as follows:

Brigade Maj.: "At the Halt—Brigade Close Column at 50 Paces Distance."

C. O. Leading Batt.: (1) "At the Halt—Close Column."
(2) "About Turn."
(3) "Order Arms."
(4) "Left Dress" (Guides give "Eyes Front").

C. O.'s, Nos. 2, 3 and 4 Batt.: "Form Close Column—Remainder—Double March"—

And when movement is completed, they will close to Brigade Close Column on the Leading Battalion—Change Ranks—Order Arms, and Dress in a similar manner to Leading Battalion.

When the Machine Guns and Stretcher Bearers arrive at Point 3, they will move along the Outer Flank of the Brigade and join the Pioneers and Signallers. These four Units will not march past with the Brigade Close Column, unless specially ordered to do so. They will stand fast until the last Company has passed the Saluting Point, when they will move to their original position in rear of the Massed Bands, moving in any convenient formation.

The Brigadier leaves the Reviewing Officer and takes command of the Brigade. He will then give the following orders:

Brigadier: "The Brigade will Slope."

C.O.'s will repeat this command.

Brigadier's Signal, then—

C. O.'s: "Slope Arms."

Brigadier: "March Past."

C.O.'s will repeat command, then—

C. O.'s: "—th Battalion—Advance in Close Column—
by the Left."

Brigadier's Signal, then—

C. O.'s: "Quick March."

Position of Officers When Marching Past in Brigade Close Column

Brigadier and his Staff—Position same as when Brigade
Marched Past by Companies.

C. O.'s—15 paces in front of the centre of the Leading
Company of their Battalions.

Sen. Maj.—10 paces in front of left centre of Rear Com-
pany.

Jnr. Maj.—10 paces in rear of centre of Rear Company.

Adjt.—10 paces in rear of right centre of Rear Company.

Co'y Crs.—3 paces from **Outer Flank** of their Companies.

Co'y Officers—As when Marching Past by Companies.

Colours and Sgt.-Maj.—As when Marching Past by Com-
panies.

When Marching Past in Brigade Close Column, the
Brigadier and his Staff and Battalion C.O.'s will be the
only Officers who will Salute, and on reaching Point B
the procedure will be as follows:

Brigadier and Staff act as when Marching Past by Com-
panies.

C. O., Leading Batt.: "Eyes Left"—when he reaches
Point B, when all except Left Guides will turn head
and eyes well to the Left, and looking the Reviewing
Officer in the face, and the C.O.'s Saluting.

C. O.: "Eyes Front"—when the Rear Company of his
Battalion has passed the Reviewing Officer.

C. O.'s of Remaining Batt. acting in a similar manner,
care being taken to preserve a distance of 50 paces.

When the Leading Battalion reaches Point 2, both Majors, the Adjutant and the Company Commanders will resume their posts in Close Column, as in Plate IV., and when Rear Company has passed Point 2.

C. O., Leading Batt.: "Form Fours—Right—No. 1 will direct"—and upon arrival at Point 1—"Change Direction—Right—Right Wheel—Double March"—and when square—"Forward," and "Quick March"—when that pace will not check the Battalion in rear. When it arrives at its original position in the alignment—"Halt—Right Turn—Right Dress."

The Remaining Battalions will act in a similar manner, the entire Brigade forming up in its original position facing the Saluting Point.

Massed Bands—When the last item of the Brigade has passed the Saluting Point, the Massed Bands will turn about, and move to their original position facing the Saluting Point, and in rear of the Brigade; doubling, if necessary, to clear the Leading Battalion.

Advancing in Review Order

Brigadier: "Officers and Colours will take Post in Review Order."

On this command, the procedure will be as already described for receiving the Reviewing Officer, then—

Brigadier: "The Brigade will advance in Review Order—2nd Battalion will direct."

C.O.'s will repeat this order, then—

C. O.'s, Nos. 2, 3 and 4: "—th Battalion—by the Right."

C. O., No. 1: "—th Battalion—by the Left."

Brigadier's Signal.

C. O.'s: "Quick March."

When the Brigade will advance by the centre, the Massed Bands playing. When within 50 paces of the Reviewing Officer, as follows:

Brigadier: "The Brigade will Halt."

C.O.'s will repeat this order and —th Battalion.

Brigadier's Signal (when at 30 paces).

C. O.'s: "Halt."

The Bands stop playing on the command—"Halt."

Brigadier: "General Salute."

On this command, the procedure will be as when receiving the Reviewing Officer.

Brigadier: "The Brigade will Slope."

Procedure as already described.

Brigadier: "Officers and Colours will take Post."

Procedure as already described.

Brigadier: "Brigade will Order."

C.O.'s will repeat this order, then—

C. O.'s: "—th Battalion," and on—

Brigadier's Signal.

C. O.'s: "Order Arms."

The Brigade will then await for further orders from the Reviewing Officer.

ROYAL REVIEW

Procedure will be as already described, with these exceptions: Substitute the command Royal Salute for General Salute. When the Brigade Presents Arms, the Bands will play the National Anthem, and the Colours will be lowered to the front till the head of the pike rests on the ground. In wet or muddy weather, the Colours will be gathered in the hand, to prevent them from becoming soiled.

Re Swords on Ceremonial Parades

1. Officers draw swords after inspecting their companies.
The Commander of a Parade will not draw his sword unless a Senior Officer is on Parade.
2. Officers' swords are carried as follows:
 - (a) at the Halt. - at the Carry on all occasions when their men are with sloped arms and during the rallies at conclusion of the funeral service, and during the firing of a Feu-de-joie.
at the Slope on all other occasions.
 - (b) On the Move. - at the Carry -
 - (1) On the saluting base
 - (2) When taking post and returning, and when advancing in Review Order.
 - (3) During Guard mounting and at the Trooping of the Colours.
 - (4) When marching past in Column of Route.
at the Slope on all other occasions.

KEY TO PLATES.

<i>Brigadier</i> -----	
<i>Brigade Major</i> -----	
<i>Battalion Commander</i> -----	
<i>Senior Major</i> -----	
<i>Junior Major</i> -----	
<i>Adjutant</i> -----	
<i>Company Commander</i> -----	
<i>Company 2nd in Command</i> -----	
<i>Platoon Commander</i> -----	
<i>Quarter Master</i> -----	
<i>Kings Colour</i> -----	
<i>Regimental Colour</i> -----	
<i>Sergeant Major</i> -----	
<i>Battⁿ. Q. M. S. and Armourer Serq^t.</i> -----	
<i>Company Serq^t Major.</i> -----	
<i>Company Q. M. S.</i> -----	
<i>Platoon Serq^t.</i> -----	
<i>Band Master</i> -----	
<i>Band Serq^t.</i> -----	
<i>Bandsman</i> -----	
<i>Sergeant Drummer</i> -----	
<i>Drummer</i> -----	
<i>Signalling Serq^t.</i> -----	
<i>Signallers</i> -----	

PLATE I.

*—A Single Company—
—formed up for—
—Review and March Past.—*

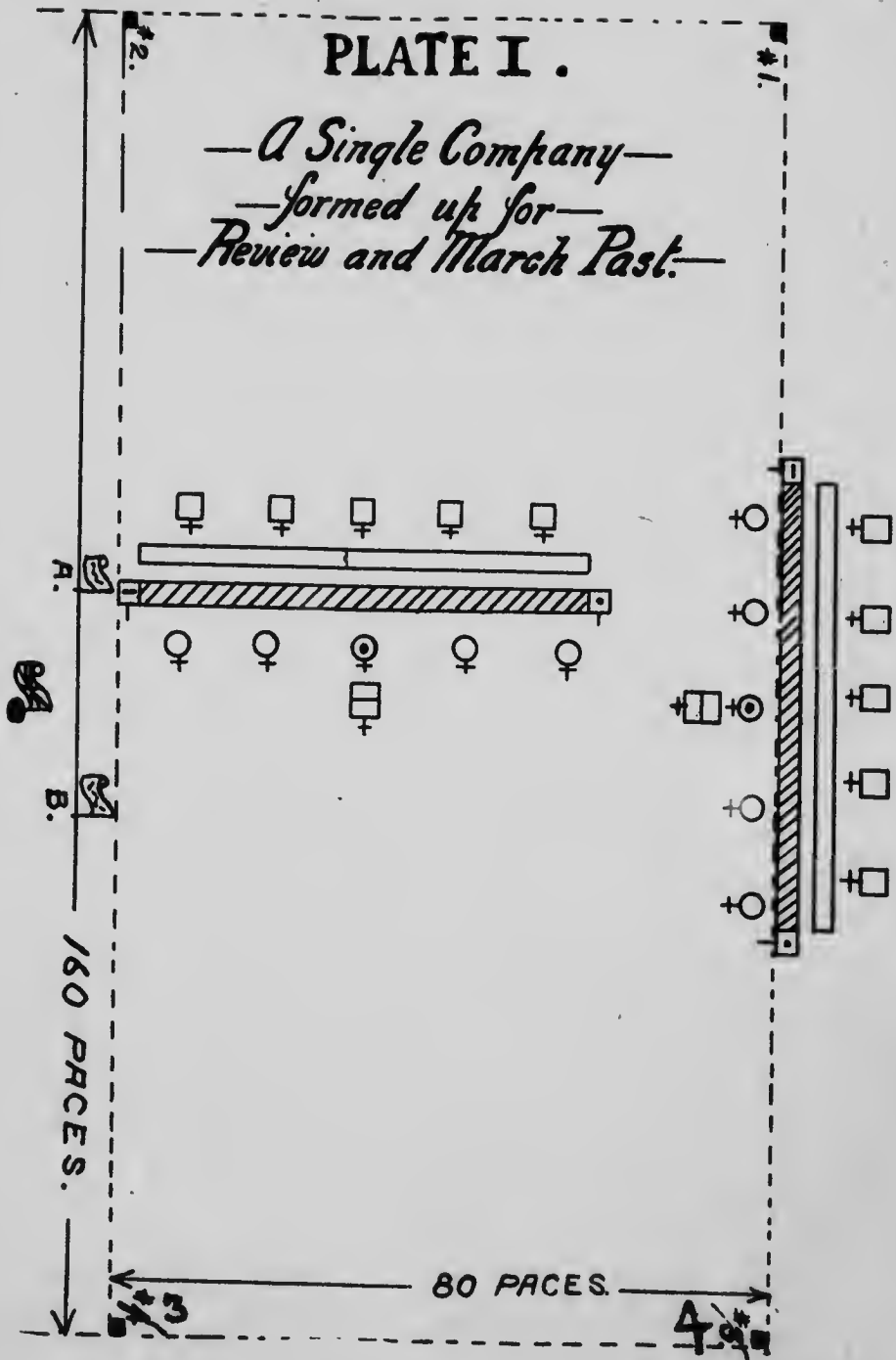
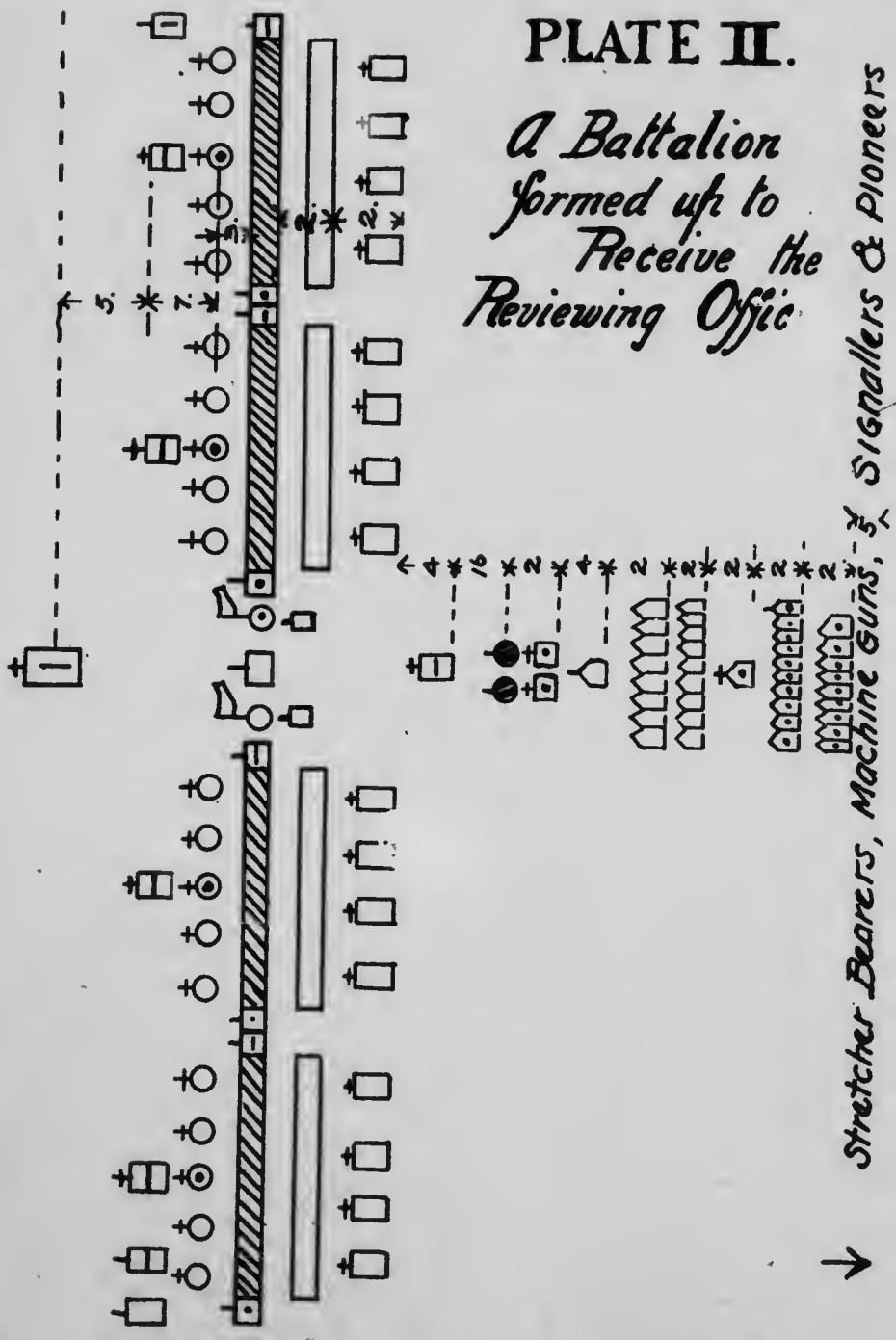


PLATE II.
*A Battalion
 Formed up to
 Receive the
 Reviewing Officer*



Stretcher Bearers, Machine Guns, Signallers & Pioneers

PLATE III.

A BATTALION IN CLOSE COLUMN OF COMPANIES

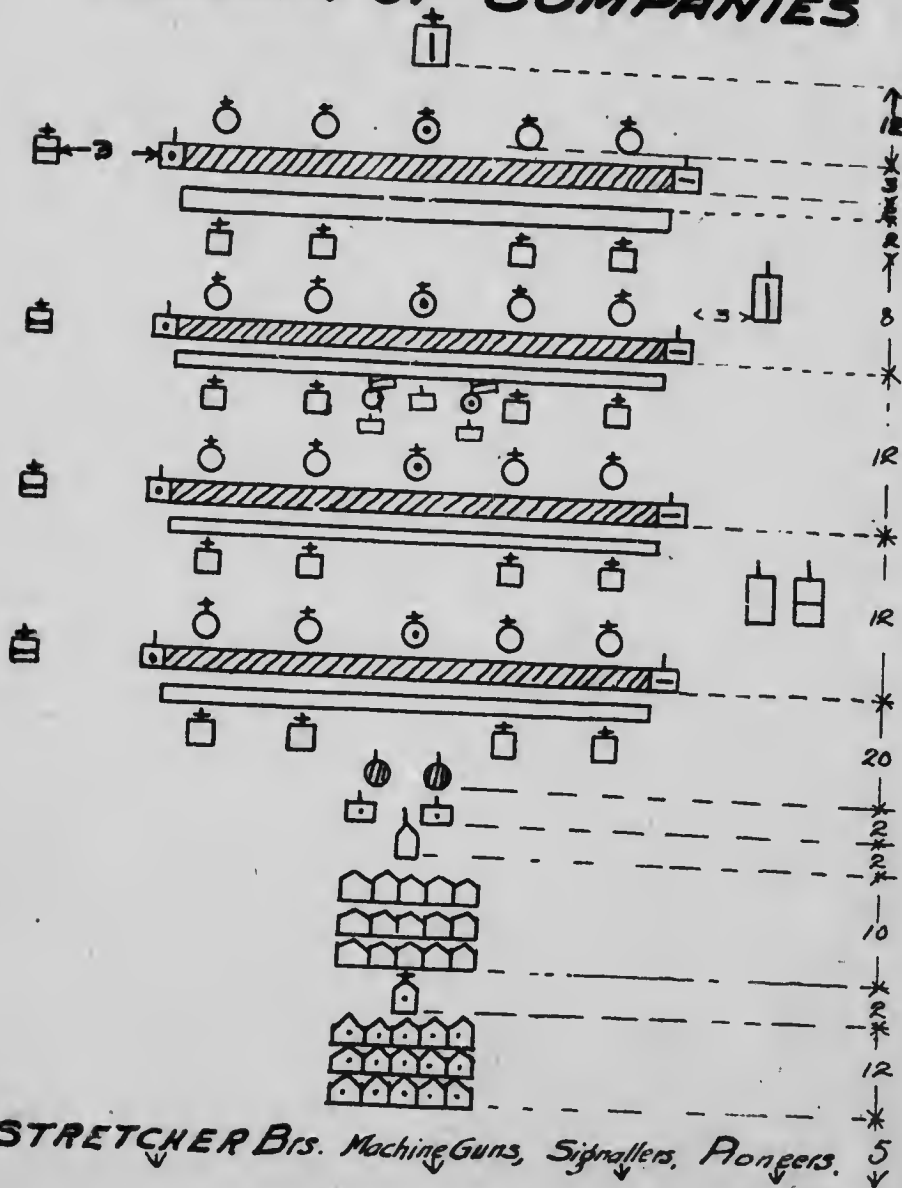
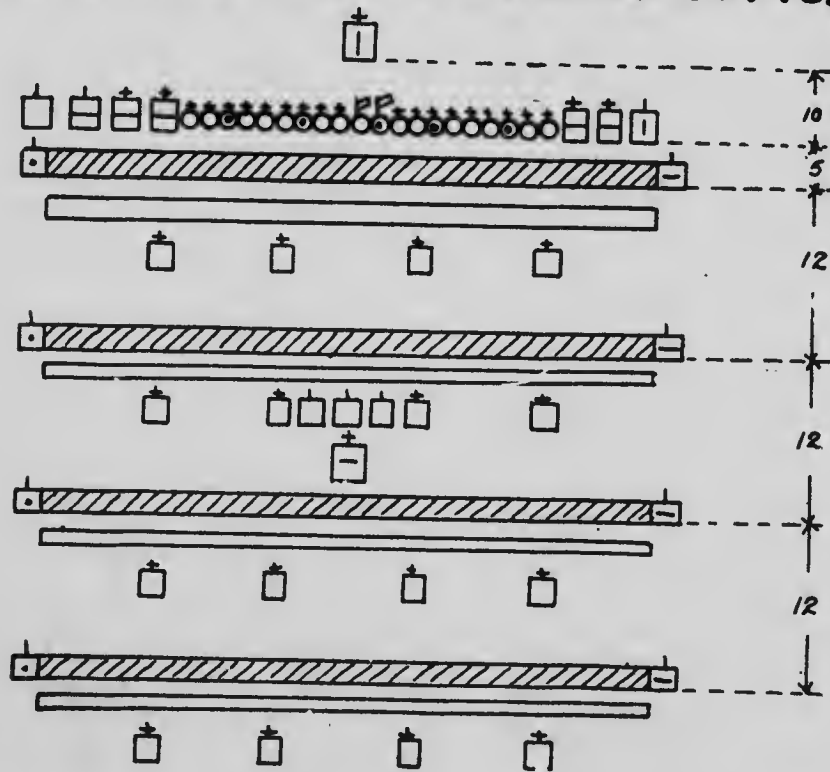


PLATE. IV.

A BATTALION IN BRIGADE IN CLOSE COLUMN RECEIVING THE REVIEWING OFFICER



Bands, Drums, Etc:-

PLATE V.

REVIEW OF A BRIGADE EACH BATTALION IN CLOSE COLUMN OF COMPANIES.

