

**CIHM
Microfiche
Series
(Monographs)**

**ICMH
Collection de
microfiches
(monographies)**



Canadian Institute for Historical Microreproductions / Institut canadien de microreproductions historiques

© 1994

The ins
copy at
may be
of the i
signific
checked



This ite
Ce doc

10X



Technical and Bibliographic Notes / Notes techniques et bibliographiques

The Institute has attempted to obtain the best original copy available for filming. Features of this copy which may be bibliographically unique, which may alter any of the images in the reproduction, or which may significantly change the usual method of filming, are checked below.

L'Institut a microfilmé le meilleur exemplaire qu'il lui a été possible de se procurer. Les détails de cet exemplaire qui sont peut-être uniques du point de vue bibliographique, qui peuvent modifier une image reproduite, ou qui peuvent exiger une modification dans la méthode normale de filmage sont indiqués ci-dessous.

- Coloured covers/
Couverture de couleur
- Covers damaged/
Couverture endommagée
- Covers restored and/or laminated/
Couverture restaurée et/ou pelliculée
- Cover title missing/
Le titre de couverture manque
- Coloured maps/
Cartes géographiques en couleur
- Coloured ink (i.e. other than blue or black)/
Encre de couleur (i.e. autre que bleue ou noire)
- Coloured plates and/or illustrations/
Planches et/ou illustrations en couleur
- Bound with other material/
Relié avec d'autres documents
- Tight binding may cause shadows or distortion
along interior margin/
La reliure serrée peut causer de l'ombre ou de la
distorsion le long de la marge intérieure
- Blank leaves added during restoration may appear
within the text. Whenever possible, these have
been omitted from filming/
Il se peut que certaines pages blanches ajoutées
lors d'une restauration apparaissent dans le texte,
mais, lorsque cela était possible, ces pages n'ont
pas été filmées.
- Additional comments:/
Commentaires supplémentaires:

- Coloured pages/
Pages de couleur
- Pages damaged/
Pages endommagées
- Pages restored and/or laminated/
Pages restaurées et/ou pelliculées
- Pages discoloured, stained or foxed/
Pages décolorées, tachetées ou piquées
- Pages detached/
Pages détachées
- Showthrough/
Transparence
- Quality of print varies/
Qualité inégale de l'impression
- Continuous pagination/
Pagination continue
- Includes index(es)/
Comprend un (des) index
- Title on header taken from: /
Le titre de l'en-tête provient:
- Title page of issue/
Page de titre de la livraison
- Caption of issue/
Titre de départ de la livraison
- Masthead/
Générique (périodiques) de la livraison

This item is filmed at the reduction ratio checked below/
Ce document est filmé au taux de réduction indiqué ci-dessous.

10X	12X	14X	16X	18X	20X	22X	24X	26X	28X	30X	32X
					✓						

The copy filmed here has been reproduced thanks to the generosity of:

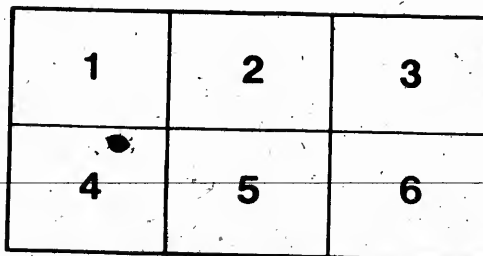

Thomas Fisher Rare Book Library,
University of Toronto Library

The images appearing here are the best quality possible considering the condition and legibility of the original copy and in keeping with the filming contract specifications.

Original copies in printed paper covers are filmed beginning with the front cover and ending on the last page with a printed or illustrated impression, or the back cover when appropriate. All other original copies are filmed beginning on the first page with a printed or illustrated impression, and ending on the last page with a printed or illustrated impression:

The last recorded frame on each microfiche shall contain the symbol \rightarrow (meaning "CONTINUED"), or the symbol ∇ (meaning "END"), whichever applies.

Maps, plates, charts, etc., may be filmed at different reduction ratios. Those too large to be entirely included in one exposure are filmed beginning in the upper left hand corner, left to right and top to bottom, as many frames as required. The following diagrams illustrate the method:



L'exemplaire filmé fut reproduit grâce à la générosité de:

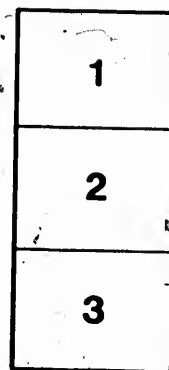
Thomas Fisher Rare Book Library,
University of Toronto Library


Les images suivantes ont été reproduites avec le plus grand soin, compte tenu de la condition et de la netteté de l'exemplaire filmé, et en conformité avec les conditions du contrat de filmage.

Les exemplaires originaux dont la couverture en papier est imprimée sont filmés en commençant par le premier plat et en terminant soit par la dernière page qui comporte une empreinte d'impression ou d'illustration, soit par le second plat, selon le cas. Tous les autres exemplaires originaux sont filmés en commençant par la première page qui comporte une empreinte d'impression ou d'illustration et en terminant par la dernière page qui comporte une telle empreinte.

Un des symboles suivants apparaîtra sur la dernière image de chaque microfiche, selon le cas: le symbole \rightarrow signifie "A SUIVRE", le symbole ∇ signifie "FIN"

Les cartes, planches, tableaux, etc., peuvent être filmés à des taux de réduction différents. Lorsque le document est trop grand pour être reproduit en un seul cliché, il est filmé à partir de l'angle supérieur gauche, de gauche à droite, et de haut en bas, en prenant le nombre d'images nécessaire. Les diagrammes suivants illustrent la méthode.





MICROCOPY RESOLUTION TEST CHART

(ANSI and ISO TEST CHART No. 2)



1.50

1.56

1.6

1.68

1.75

1.8

1.88

1.96

2.0

2.08

2.16

2.25

2.34

2.43

2.5

2.56

2.64

2.72

2.8

2.88

2.96

3.0

3.12

3.2

3.24

3.3

3.36

3.4

3.44

3.5

3.54

3.6

3.64

3.7

3.72

3.76

3.8

3.84

3.9

3.96

4.0



APPLIED IMAGE Inc

1653 East Main Street
Rochester, New York 14609 USA
(716) 482 - 0300 - Phone
(716) 288 - 5989 - Fax

CATALOGUE
OF
REAPERS, MOWERS,
THRESHING MACHINES,

AND
HORSE POWERS,

MANUFACTURED BY

JOSEPH HALL,

At His Branch Establishment,
OSHAWA, C. W.

Established at Rochester in 1809; Branch at Oshawa in 1856.

OSHAWA.

Printed by Lusk & Co., at the Office of the "Oshawa Vindicator."

1856.

THE CAYUGA CHIEF

At Work as a Mower.



Cutter Bar Raised, Passing an Obstruction.

EF

uction.





>



JOSEPH HALL'S
AGRICULTURAL WORKS.

OFFICE



T

A

Hot

Pris

CATALOGUE

OF

REAPERS, MOWERS,

AND

THRESHING MACHINES,

MANUFACTURED BY

JOSEPH HALL,

At his Branch Establishment,

OSHAWA, C. W.

Established at Rochester in 1828: Branch at Oshawa in 1858.

OSHAWA:

Printed by Lux & Orr, at the Office of the "Oshawa Indicator."

1863.

M

T
chin
and
with
and
sing

1
steel
steel

2
bury

3
comp

4
and

5
6

7

set of
chine

chine
and p

be or

Its
1st

CAYUGA CHIEF MOWER AND REAPER.

WHEELER'S PATENTS.

The attention of the farming community is called to this machine, in which the inventor and patentee has embodied, in iron and steel, all the essential and valuable elements of his Patents, with such additional improvements as experience has suggested and practical use demonstrated to be useful, *combined in the most simple, durable, compact, convenient and efficient form.*

1st. The Cayuga Chief is constructed *wholly of iron and steel*, the best of wrought iron being used for the frame, and *cast steel for the finger bar and connecting rod.*

2d. The road wheels and gearing are made from the best Salisbury iron.

3d. All the boxes are *Babbitted* except the pitman, which is composition.

4th. The main gear wheel has *internal cogs*, making it *light and strong.*

5th. The gearing is so arranged as to occupy but *little space.*

6th. It is effectually protected from *dirt and grit.*

7th. The whole machine is constructed from an entirely *new set of patterns*, on such principles as will ensure, in all the machines, a *mathematical uniformity* and certainty that *each machine and piece is the exact counterpart of every other machine and piece*; and each part being *numbered*, any desired piece can be ordered by its number, without danger of mistake.

Its general points of excellence are:

1st. It is worked with a *loose or hinged tongue* in mowing.

THE CAYUGA CHIEF



MOWER AT WORK.

wh
th
th
fr
se
de
th
me
dr
gr
be
bi
m
th
re
4b

2d. The frame-work and gearing are mainly supported on two wheels, both of which are drivers.

3d. The driving wheels act together or independently in driving the cutters.

4th. The motion of the cutters is at all times kept up in cutting around curves.

5th. The finger-bar is flexible, being connected to the main frame by stays placed at right angles to each other.

6th. It conforms perfectly to the surface of uneven ground.

7th. It rides easily and lightly over stones and hummocks, lessening the danger of breakage and injury to the cutters.

8th. The points of the fingers and cutters can be elevated or depressed instantly, while the machine is in motion, thus enabling the operator to cut, equally well, lodged and standing grass when met with in the same swath.

9th. The finger-beam can be raised in its entire length by the driver when in his seat, so as to pass over stones, stumps, or loose grass, or to back the machine.

10th. The finger-bar is back of the driving wheels—being the best position for mowing, and the only position for a good combined machine.

11th. Each guard-finger has a lodger or cutting plate, which materially aids the cutters in severing the crop easily and perfectly.

12th. In mowing, it cuts a swath four feet eight inches wide.

13th. It leaves the grass perfectly spread for curing.

14th. The crank is placed nearly in line with the cutters, and the same position is retained when the finger-beam is raised for reaping, thus preventing loss of power.

15th. The knife-bar is grooved on its under side, which reduces the friction and gives it lightness and strength combined.

16th. The cutters operate freely without clogging.

17th. It will do good work with a slow movement of the team.

18th. It is free from side draught.

19th. It is of light direct draught.

20th. The cutters are thrown out of gear in backing the machine.

21st. It has a comfortable spring seat for the driver.

23d. The driver's seat is so located that he can *direct his team, watch obstructions, and see the operation of the gearing and cutters.*

23d. By means of a lever, he can throw the machine in or out of gear at pleasure.

24th. The finger-bar and cutters can in a moment be *folded to the side of the machine with their points downward, (which is the only perfectly safe position.)*

25th. When folded, the machine is *perfectly balanced*, and can be transported on its own wheels to any place desired.

26th. It can be changed in a few moments from a Mower to a Reaper, and vice versa.

27th. It can be set to any height from three to fourteen inches.

28th. The table and cutters can be set at *any angle desired* for the perfect cutting and easy delivery of the grain.

29th. The raker's seat is comfortably and conveniently located.

30th. The grain is delivered at *the side of the swath, giving room for the team in the next swath.*

31st. The reel is so hung and driven that it operates as *perfectly* as on the best rigid bar Reaper.

32d. When arranged for harvesting, its supporting wheels have a *bearing surface of sixteen inches*, which prevents its sinking on soft ground.

33d. The machine *turns as easily as a cart*, cutting square corners without backing.

34th. It is supported on its own wheels, so that a loose or *hinged tongue is used* the same as in mowing.

35th. It cuts a swath five feet wide in reaping.

36th. When not in use, but little room is required for its storage.

THE CAYUGA CHIEF



REAPER AT WORK.

Separate Parts of the Cayuga Chief.

NUMBER AND PRICE.

We annex a list of separate parts of the CAYUGA CHIEF, each piece being separately numbered, and parties can be supplied with them on application to us or our agents, and in ordering, they have only to name the number of the piece wanted corresponding with the number on the machine.

No. 1. Large Shoe.....	\$2 00	33. Castor Shank.....	1 50
2. Angle Iron.....	1 50	34. Quadrant.....	1 50
3. Right Hand Ratchet..	1 00	35. Intermediate Shaft	
4. Left " ".....	1 00	Stand.....	1 00
5. Table Plate.....	50	36. Graduating Dog-	
6. Second Shaft Box,		Holder.....	50
with Babbett.....	1 00	37. Spring Rest.....	25
7. Second Shaft Shield		38. Pawls in Road Wheel	10
Box, with Babbett..	1 00	39. Do do.....	10
8. Left Hand frame Cap		40. Do do.....	10
with Babbett.....	1 00	41. Do do.....	10
9. Right Hand Frame		42. Small Shoe.....	1 00
Cap, with Babbett..	1 00	43. Raker's Stirrup....	25
10. Frame.....	2 50	44. Seat.....	1 00
11. Castor Holder, on Table	50	45. Foot-Board.....	1 00
12. Castor Pin, on Table	1 00	46. Hold-Rack.....	25
13. Spur Pinion.....	1 00	47. Table Shoe.....	1 00
14. Bevel Gear.....	1 50	48. Bevel Pinion.....	50
15. Chain Wheel.....	50	49. Reel Pulley.....	50
16. Crank Wheel.....	1 25	Road Wheel for Out-	
17. Gear Shifter.....	25	ter-bar side of Machine	6 00
18. Table Arm.....	75	Road Wheel for left	
19. Tongue Block.....	1 00	side of Machine.....	6 00
20. Shifter Frame.....	50	Wrought Hinge with	
21. Castor Wheel.....	1 50	graduating level....	6 00
22. Table Wheel.....	1 00	Composition Pitman	
23. Lifting Dog.....	25	Box.....	1 50
24. Reel Holder.....	25	Steel Pitman.....	1 50
25. Clutch.....	25	Swivel for Pitman..	1 00
26. Seat Plate.....	2 00	Guard-Finger with	
27. Main Gear Wheel...	4 00	Ledger-Plate.....	50
28. Crank Box, filled with		Knife Sections, each	25
Babbett.....	1 00	Complete Scythe....	5 00
29. Pinion Box, filled with		Spring in Road Wheels	
Babbett.....	1 00	each.....	25
30. Pinion Box Cap, with		Track Board.....	1 25
Babbett.....	50	Spring for Seat....	2 00
31. Road Wheel Pulley..	50	Reel Shaft.....	2 00
32. Crank Box Cap, filled		Reel Belt.....	2 25
with Babbett.....	1 00		

ief.

SHIP,
plied
ering,
corres-

1 50
1 50
1 00
50
25
10
10
10
1 00
25
1 00
1 00
25
1 00
50
50
6 00
6 00
6 00
1 50
1 50
1 00
50
25
5 00
25
1 25
2 00
2 00
2 25

Directions for Setting up and Operating the Chief.

The Machines will be shipped as Mowers in three packages. One package will consist of the power, with the track-board lashed to it.— Another, the finger-bar and two scythes fastened to it, and the third consists of the tongue and tool-box. As a Combined Machine, there will be three more packages, viz: the grain-table and rake making one, the reel, reel-band and two reel-bearers another, and the table-wheel the third.

An examination of the accompanying cuts will clearly show the arrangement of the Machine when in working order, both as a Mower and Reaper, and materially aid in putting it together for operation.

In setting it up for mowing, connect the tongue to the power; unhook the lifting chain and hook it on again so as to bring the main frame near the ground; connect the finger-beam to it by the pivot-bolts, placing the curved lever on the rear bolt, and arranging it as shown in the cut. Insert the scythes by sliding it into the guards through the large shoe. Connect the pitman to the scythe by inserting the hook so it will stand forward, and fasten it with a pin. Fasten the track-board to the outer end of the bar. Turn the finger-bar by means of the upright or graduating lever so as to bring it to a level position, or with the points of the fingers slightly elevated. Oil the Machine thoroughly, using good sperm or lard oil. Try the scythe by taking hold of the pitman, and see that it plays free in the guards. Throw the cutters in gear by means of the shifting lever, and you are ready to go ahead. In operating the machine, oil the pitman connections and bearings of the crank shaft frequently, and see that your cutters are kept sharp, and that none of the nuts of the machine work loose.

To fold the cutting apparatus for travelling, first raise it from the

ground by the lifting lever; then throw the cutters out of gear; then turn the crank wheel so that the *pitman will be down*; then turn the track-board up and raise the outer end of the finger-bar so as to bring it to nearly an upright position; steady it with the right hand, while with the left you release the clutch of the graduating lever and permit it to turn down inside of the wheel, while the finger-beam turns down outside of the wheel, when it must be prevented from swinging outward by a brace-rod just back of the wheel.

To arrange the Machine for Reaping, remove the outer end shoe and track-board. Remove the curved lever from the pivot-belt of the shoe, and on the bolt place the iron that carries two small pulleys and supports the inner reel-bearer. The front part of the iron is bolted to the lug on the cap of the shoe. Fasten the table to the finger-beam by means of the bolts in its cross-bars and its outer end shoe. Put on the table wheel and adjust it to the desired height. Raise the inner end of the table, hooking up the lifting chain so as to correspond with the other end. By means of the graduating lever, turn the finger-beam so as to place the cutters level, which will bring the rear part of the table a little the highest, in which position it is generally found that the grain can be delivered in the best shape. Fasten the outer reel-bearer to its post; place the reel in its supports; fasten its pulley to the inner journal so as to be over the small pulleys at the foot of the bearer. Put the band first on the pulley of the main wheel, carry its lower strand under the back pulley at the foot of the reel-bearer, and its upper strand under the front pulley; then carry both strands up and unite them on the pulley of the reel-shaft.

In adjusting the reel, it should be placed parallel to the cutters, and far enough forward to give room to use the rake, and low enough to dip into and bring the grain back to the table. The driver's and raker's seats should be arranged as shown in the Reaper cut. The raker's seat can be adjusted to suit his convenience, and he may use either the sweep rake sent with the machine, or an ordinary hand rake, as he prefers.

In Mowing or Reaping, do not drive quite out at the corners, but stop one or two feet short, and *go square in without backing the team*, and you will always have square corners, do better work, and will not be bothered with loose grass in commencing your swath.

**KEEP YOUR CUTTERS SHARP,
THE BEARINGS OILED,
THE NUTS TIGHT,
AND "GO AHEAD."**

BALL'S OHIO
MOWER & REAPER
IMPROVED.

History of the Ohio Mower and Reaper.

THE following is a history of the Ohio Mower and Reaper from the pen of its Inventor, E. Ball, Esq., of Ohio:—

"I have given my whole time and talents for twenty years to the Improvement and Manufacture of Agricultural Implements and Machines. In 1849, I made and put into operation the first successful Grain Cutting Machine in this part of the State. It was and is still known as "*The Hussey Reaper*."

"I invented the "OHIO MOWER," and the first one was built by the firm of *Ball, Aultman & Co.*, (of which I was a member,) in the Winter of 1854-5. We then decided to build Fifty Machines for the harvest of 1855, but our establishment being destroyed by fire in May, only six were built and put into use.

"These proving successful, we determined to build Five Hun-

ded for the harvest of 1856. This we did, though many of our friends remonstrated, considering it a bold and hazardous undertaking. During that year, imperfectly developed as it was, it met and contended successfully with Machines that had the advantage of years of improvements, and a firm hold on the affections of the Farmers; yet our whole number was sold, and more were wanted. This stimulated us to make a strong effort to produce for the year 1857, *One Thousand Machines!* These were all sold, and we had hundreds of orders which we could not fill. This year it gave universal satisfaction and took the high title of "THE BEST MACHINE" wherever it was known.

"In the Spring of 1858, I set myself diligently to work to make and perfect a *Reaping Attachment* for this Mowing power. I examined the principal Reapers and Combined Machines in use in the United States, with a view and determination to make a Reaper that should excel every other Reaper as much as the *Ontio Mower* excels every other Mower.

"In 1859, having gotten my Shops and Machinery in running order, I made and sold *Three Hundred* of these Combined Machines, (the Reaping apparatus and the Mowing Bar being separate and attachable to the same power,) which gave such general satisfaction as to encourage me to manufacture *Seven Hundred* Machines for the year 1860. These also found ready sale, and hundreds more might have been sold had they been made. In 1861, *One Thousand* were built and sold readily.

"Improvement has followed improvement year by year, from first to last, so that each year finds the Machine more perfect as well as more popular.

THE IMPORTANCE OF HARVESTING MACHINES.

"I do not propose to speak of the pecuniary advantages of a Machine, that is in everybody's mind already; but as an educator, a source of mental culture and mental power, I think no Common School has been of more value to the farmer's sons and daughters, than the Harvesting Machine. A few years ago, the man that could understand, set up and run a Machine, was almost a prodigy in the neighborhood, but now every fourth lad of eighteen years that you may find on a farm can do it. Observation, thought,

study, investigation, conversation, ingenuity, perseverance and hand-skill, are brought into lively exercise by a Machine on the farm. Geography is studied, Farms are attended, qualities, facilities and adaptations are discussed, reports of trials are read, calculations are made, and the study of Mechanical Philosophy has received a new impulse.

"The laws of inertia—how a body may be set in motion from a dead point—momentum, or the force of bodies when in motion,—resistance, or what destroys motion,—friction, how it may be made useful or injurious to motion. These and other laws and properties of matter, have become the subjects of thought, study, and discussion by the way-side, and by the fire-side. Thus a love of mental exercise, a desire for knowledge, great wisdom and usefulness, may and do grow out of Harvesting Machines.—But it also furnishes the means of gratifying these desires, because that labor which, more than any other, exhausts the body, sours the temper, dissipates patience, and renders the mind unfit for mental exercise, is thrown upon the Machine, while at the same time crops are better secured, at less expense, and profits are largely increased.

THE DIFFERENCE BETWEEN MACHINES.

"I would therefore advise every friend of mine to investigate well before you buy. Not merely to hear and regard as true, what this man or that may say, of the advantages of this or that Machine, but try to understand the thing—get at the philosophy of it—the *why* it is and *must* be so or so. Opinions are not of much value, but the reasons for them are."

THE OHIO



MOWER AT WORK.

is d
• the

high
Mach
a cor
of a
Mach

Junct
line—
each
face
log in
run h
As w
manif
But i
power
lighte
it stro
rapid
weigh


Description of the Ohio Mower.

To describe a man, you speak of those features by which he is distinguished from other men; so we shall attempt to describe the OHIO MOWER AND REAPER.

ITS WHEELS.

The OHIO MOWER has two *driving wheels*, thirty-six inches high, side by side like a cart, which bear *all the weight* of the Machine. They communicate motion to the gearing by cogs, on a concave surface, matching into ratchetted pinions on each end of a horizontal shaft. These points distinguish this from all other Machines.

These wheels act independently of each other or in conjunction, according to direction, whether on a curve or in a straight line—each being competent to drive the cutter alone. They each have five inches tread, giving in all ten inches of bearing surface on the ground, for friction or adhesion, and to prevent sinking in soft ground. Their very large circumference makes them run lighter and steadier on uneven ground than smaller ones do. As weight on the driving wheel is the source of its power, it is manifest that the more weight the more power upon the gearing. But it is still a law of nature that a great weight requires a great power to move it horizontally, or up an inclined plane,—hence the lighter your Machine, the easier you move it, but you must have it strong enough, and that requires weight, and you must have a rapid and powerful motion of the gearing, and that requires weight; therefore it becomes important to economize for *gearing*



power, all the weight you are obliged to carry in order to obtain strength. This object is *completely* gained in this machine, and in no other. A machine with only one drive wheel is very far from it. Any weight resting upon the tongue or any other part than the driver, is a loss of so much power and yet must be carried along.

THE CUTTER-BAR AND ITS CONNECTIONS.

The Cutter-Bar, (or Finger-Bar,) is made of Cast Steel, is four feet and six inches long, and strong enough for any ordinary use or accidents. It is so attached to the frame of the machine, by hinge joints, that it is perfectly controlled by a lever in the hand of the Driver, when in his seat, to raise it over stones, stumps, sticks, cut grass or other obstructions, while in motion. He can also set it by a screw to cut high or low, and can easily fold it up to pass through narrow gates or to travel upon the road. Our plan of doing this thing we consider much better, easier and much safer than any other yet known. The bar is hung at the hind end of the frame, back of the centre of the drive wheels about twenty-two inches; this position gives it many advantages over any other position, some of which I will briefly state:

1st. It gives the Driver the fullest opportunity to see obstructions before the Guards or Knives strike them.

2d. It avoids the danger of a fractious or frightened horse backing his heels against the Guards or Knives.

3. By reason of the lifting direction of the draft and the sled shaped bottom of the drag bar, it rises better out of deep furrows, ditches, and over ant hills and logs.

4th. It avoids the necessity of a little truck wheel to carry it, which does not run so steady, nor get over the cut grass so well as a slide, nor turn a short corner so well.

5th. It does not draw down upon the horses' necks at all, but is carried by the drive wheels when its weight is used for power.

6th. It is the *only* position to make a good reaper.

The complete adaptability of this Cutter-Bar to any and every variation of surface, by its perpendicular motion at each end, as well as by its rolling or wobbling motion, renders its performance

to obtain
line, and
very far
other part
it be car-

el, is four
inary use
chine, by
the hand
s, stumps,
He can
fold it up
oad. Our
and much
the hind
heels about
es over any

see obstruc-

tened horse

and the sled
deep furrows;

l to carry it,
as so well as

ks at all, but
for power.

er.
any and every
each end, as
performance







power
strong
in no
from i
than t
ried t

Th
feet a
or as
hinge
of
stick
also
to p
plan
safe
end
two
other

tions
base

she
dite

wh
a n

is c

vari
well

not on
and g
our G
place
broug
guard
been

to giv
compl
of wh
positi
with
anecd
Cutte
a com

Shaft
contr
Drive
when
main

a rate
direc
the n
back

not only perfect in quality, but easy and agreeable both to the team and gearing.

I must not pass this point without saying a few words about our Guards. They are made of the best *Wrought Iron*, and at the place where the Knives pass them, they are laid with Cast Steel brought up to an acute angle and highly tempered. No better guards have ever been made, nor do we believe as good ones have been or can be made, without our machine to make them with.

THE TONGUE, SIDE-DRAFT AND BALANCE.

The tongue is so attached to the frame, by a sliding bolt, as to give the operator entire control over that annoyance, so much complained of in other machines, called, "Side-Draft," one pound of which is worse than twenty pounds of direct draft. There is positively no unavoidable side-draft either in mowing or reaping with this Machine. The weight of the tongue is so exactly balanced by the weight of the Driver, gearing and position of the Cutter-Bar, that there is no more weight on the horses' necks than a common tongue gives.

THROWING OUT OF GEAR AND BACKING.

The motion of the first Shaft is communicated to the Crank Shaft by a bevel pinion and wheel, but this pinion is under the control of a *Clutch*, which is attached to a lever at the feet of the Driver, who can instantly connect or disconnect the gearing, and when the Cutter-Bar is folded up, he can effectually block both the main wheels and bring his team to a sudden halt.

The first pinions in mesh with the Drive Wheels, have only a ratcheted connection with the gearing—i. e. a connection in one direction, or when the Machine moves forward,—therefore when the machine moves backward, it is *naturally* out of gear, and runs backward as easily as a cart.

THE REAPING APPARATUS AND ITS QUALITIES.

This consists of a Cutter-Bar, Guards, Knives and Sickles, Platform, Grain Wheel and Reel.

The Cutter-Bar is of good White Ash Wood, two inches thick, eight inches wide, and six feet long. Having no weight upon the Platform, except the weight of the grain, this bar is not required to endure labor or strain, and therefore, is not liable to twist or warp out of line, which would much impede the action of the Sickle. The Guards are made of Wrought Iron, and are neat and light. The Knives are Sickle Edged, and the very best that can be procured.

The Grain Wheel is a Castor Wheel, *i. e.* hung on a pivot, so as to run in any direction. This overcomes the difficulty of turning, which has so much interfered with the comfort of working a Reaping Machine. The Reel is operated by a chain and Iron shieves, and receives motion directly from the end of the axle of the driving wheel through a universal joint, which allows the reel to preserve its fixed relation to the Platform, through all the variations of the surface of the ground. The inner Reel Post is of Iron, and so constructed with a long screw, that the Operator can tighten or loosen the Reel Chain while the Machine is in motion.

The REAPER has all the facilities for adaptation to uneven surfaces that the MOWER has, and all the power to produce motion.

POSITION OF THE PLATFORM.

To the Actor, Dancer, Pugilist, and the Gymnast, position or attitude is everything. So to the Reaper, the position of the Platform, if not everything, is at least, very important.

Ours being at the Rear of the Machine, enables us to get an easy and entire *Side Delivery*, while we carry the Rakes upon the Platform. His Rake, (nearly as light as a Hay Rake,) is extended straight out, and with one pull he lays the grass at his feet, clean and snug, quite out of the path of the Machine on the next round, with the butts towards the standing Grain, which is the best position for the Binder.

I say then in sober earnest, that this REAPER is not excelled by any other REAPER, while in many points it is *Superior to any other*.

The POWER is complete,—the REAPER is easily and quickly attached and detached,—it retains the flexibility of the MOWER—runs quite as lightly,—gives a SIDE-DELIVERY,—carries the Raker on the Power, and is, in fact, just as good a REAPER as could be made, if it (like many other Reapers,) could not mow at all.

WARRANTY.

THE OHIO MOWER and REAPER IS WARRANTED to be capable of cutting on land free from obstructions, at the rate of ONE ACRE PER HOUR OF EITHER GRAIN OR GRASS, with *One Span of Horses*, and when properly managed, to do as good work as can be done with the Cradle or Scythe. It is also warranted to be well made, of good material, and when properly used, not liable to get out of order.

When the Machine is put in operation, and should fail to perform as warranted; it will be the duty of the purchaser to notify me or my Agent immediately of that fact; and to allow sufficient time to send a man to put it in order. If it does not operate after this, it will be taken back, and the money or notes that may have been given therefor, will be refunded.

Repairs for Ohio Mowers and Reapers.

CASH DOWN, AS FOLLOWS:

Each Driving wheel.....	\$8 00	Ratchet Castings for lever..	60
" " " " box.....	50	Lever No. 100.....	50
" Bevel Wheel.....	2 50	Lever Shaft.....	40
" " Pinion.....	1 00	Inside b. x for lever shaft...	50
Bevel wheel shaft with Wheel and pinion complete....	8 00	Reap'g Attachment complete	35 00
Rear bludgeon b. x, complete.	3 00	Reaper Knife.....	8 00
Front " " " " " " " " " " " "	2 00	Reaper guards, wrought iron	15
Pitman complete.....	2 50	Reaper Sections.....	25
Pitman box.....	1 00	Inside Reaper shoe.....	3 00
Cutter-Bar with Guards.....	14 00	Grain Wheel.....	2 00
Set of Guards put on.....	6 00	" " " " " " " " " " " "	50
Inside Mower shoe.....	2 00	Reel complete.....	8 00
Outside " " " " " " " " " " " "	1 00	Reel pull ya. e. ch.....	50
Mower Knife complete.....	5 00	Coupling on Drive Wheel..	25
Mower guards, each.....	40	" " " " " " " " " " " "	50
Knife-sections for Mower...	30	Reel Chain.....	2 00
Drag Bar complete.....	5 00	Shipper fork complete.....	75
" " " " " " " " " " " "	75	" " " " " " " " " " " "	25
" " " " " " " " " " " "	50	Rake for Reaper.....	50
* Crank Shaft complete.....	4 00	Reel Screw with nut.....	60
Swathing Stick Sockets....	50	Spring keys for Knife bar,	
Crack Wire Arm.....	1 00	each.....	10
Adjustable slide for the same	75	Knife bar heels, welded on	1 00
Staircase " " " " " " " " " " " "	1 00	Tongue socket.....	1 00
Reel arm support.....	1 50	" " " " " " " " " " " "	1 00
Dividing point on Platform.	50	Castings under at Spring..	30
Reel post complete.....	3 00	Covers for spur pinion.....	50
Balance crank with wrist..	1 50	Raker's seat socket.....	60
Chain Spline.....	50	Cast Steel Outer Bar, drilled	7 00

The EXTRAS furnished with each Mower are DOUBLE-TREES, WHIFFLE-TREES, ONE COMPLETE KNIFE, TWO KNIFE SECTIONS, TWO GUARDS, SCREW WRENCH, A PUNCH, COLD CHISEL, OIL CAN, PITMAN BOX and some RIVETS.

The REAPER will not have an extra SICKLE, but two extra SICKLE SECTIONS, two REAPER GUARDS, some RIVETS and a RAKE.

If you order Machines or Repairs, be particular to name:—
FIRST—Town and County in which you reside, and your Post Office address. **SECOND**—To what Rail Road station, on what Road, they are to be shipped. **THIRD**—Whether by Freight or Express. **FOURTH**—If Repairs are ordered, be particular to describe them, and tell in what year the Machine was bought.—
 All prominent Agents will have repairs on hand.

apers.

60
50
40
50
35 00
5 00
15
25
3 00
2 00
50
3 00
50
25
50
2 00
75
25
50
60
10
1 00
1 00
1 00
30
50
60
7 00

REES,
IONS,
OIL

extra
nd a

Post
what
ight
r to
—

BRINCKERHOFF'S

SELF-RAKING REAPER.

First Premium at the Ohio State Fair, 1862.

In the saving of labor and Grain, it is superior to all others and saves the labor of at least two hands per day, including their wages and board. It also saves the drawing of one man over the field, to do, with great exertion and labor, what this Self-Raker can perform much better than can be done by hand.

SUPERIOR POINTS OF THIS REAPER.

1st. *Simplicity of Construction.*—In this respect it has no equal.

2nd. *Durability.*—It is very strong, and not liable to get out of order; the Rake being operated by a single crank, no gearing or belts are required.

3rd. *Adjustibility*.—The driver can at pleasure drop the cutters to the ground, and pick up all lodged or tangled grain, or raise them to any desired height, without stopping or impeding the team; and the reel can be raised or lowered without altering the length of the Reel Belt.

4th. *Ease of Draft*.—The Drive Wheel is four feet in diameter, which enables it to pass freely over obstructions and dead furrows. The Grain or Unrrying Wheel is three feet in diameter and on a direct line with the shaft to the Drive Wheel, thus enabling it to be turned around with ease. One man can draw it on smooth, level ground, and one pair of horses will operate it all day in the grain field, with ease and rapidity.

5th. *Efficiency*.—It cuts from five to seven feet wide, perfectly clean in heavy or light, lodged or tangled, wet or dry grain; and whether driving slow or fast it lifts off the gavel square and even, without any scattering, and out of the way of the team in re-passing.

6th. *Freedom from Side Draft*.—This is controlled by the point of draft upon the main frame, and is regulated to the work to be performed, to any width of cut not exceeding eight feet.

7th. *Ease of Management*.—Any man or boy that can manage a team, can use this Reaper. The Rake is wholly under his control, and by a slight pressure of his foot upon a lever, he can throw the Rake out of action, and make the gavel as large as he chooses.

8th. *Extension Divider and Overhung Reel*.—These enable this machine to perfectly cut and bring upon the platform—tall, lodged and tangled grain, and rake it off much better than it can be done with any other machine.

9th. *It is Perfectly Balanced*.—And while free from side draft, throws no unnecessary weight upon the horses' necks.

10th. *It leaves the Grain entirely out of the way of the team and Reaper on each successive round*. This is a great consideration in the curing of some grains, as a whole field can be cut, if desired, before binding any.

11th. *Motion*.—While the knives have sixty-four vibrations to each revolution of the Drive-wheel. (being nearly double that of

any other machine), which prevents the possibility of clogging in any kind of cutting to which it can be put, the Balance-wheel, in addition to keeping up an even and uniform vibration to the knives, is made to lessen or increase their motion, and give them four different throws.

12th. *The Knives can be thrown in and out of gear by the driver in his seat while moving along; and in backing, the Rake is not in action.*

13th. *It will Cut and Rake off sowed corn in good condition for blading.*

14th. *Its Capacities.*—It is capable with one span of horses and driver of Cutting and Raking off in a perfect manner, from fifteen to twenty-five acres per day, and twenty acres is not a large day's work for it; and it will save three-fourths of the grain that is scattered and wasted by hand raking Reapers without the extension Divider.

15th. *No Side Draft.*

16th. *No Weight on Horses' Necks.*

17th. *A Self-Raker that will Work.*

18th. *Rakes off Better than can be done by Hand.*

19th. *Does not get out of Order.*

20th. *Size of Bundles Regulated by Driver's Foot at will.*

21st. *The Easiest Draft Reaper in existence.*

HUBBARD'S
COMBINED MACHINE

ARRANGED
FOR
MOWING.



**IMPROVED
HUBBARD COMBINED
MOWER & REAPER.**

THIS is one of the most simple machines offered to the public. It is more like the Ohio Machine than any other. I can recommend it to my customers without hesitation. As a Mower it has no superior, and as a Reaper is as good as any. It combines all the latest improvements made in the United States, and has competed favorably with other Machines in securing public favor.

**HUBBARD'S
LIGHT MOWER.**

THIS Mower is made of the best material, is strong and durable, light, capacious and convenient, and altogether is decidedly the most popular Machine that has ever been offered to the public. Its durability and strength has astonished all who have used it or seen it tested. It has been more successfully used for the last three seasons on hilly and small farms than heavier and more expensive Machine.



HUBBARD'S LIGHT MOWER.
IMPROVED FOR 1863.




FOLDED FOR TRANSPORTATION.

Separate Parts of the Hubbard Light Mower.

NUMBER AND PRICE.

No.	price.	No.	price.
1	\$3 00	32	1 50
2	1 50	33	50
3	5 00	34	1 00
4	25 35	35	1 25
5	50 36	36	5
6	50 37	37	15
7	50 38	38	1 25
8	50 39	39	10
9	50	40	20
10	50 41	41	1 25
11	1 50	42	15
12	1 50	43	10
13	1 50	44	10
14	75 45	45	15
15	50 46	46	50
16	50 47	47	5
17	5 00	48	25
18	20 49	49	15
19	15	50	10
20	1 25	51	2 00
21	1 25	52	3 00
22	75 53	53	2 00
23	1 50	54	5 00
24	12 55	55	16 00
25	50 56	56	2 25
26	50 57	57	3 50
27	50 58	58	10
28	2 00	59	15
29	50 60	60	20
30	2 00	61	1 25
31	2 50		

Whenever you order any of these parts, be careful to state the year your Machine was made, and whether it be a Small or Standard size.



HALL'S THRESHER AND SEPARATOR.

My Threshing Machines and Horse Powers are too well known to need description. It is now more than twenty-five years since I introduced them to the farmers of Canada, and can name many who have purchased since then, ten, twelve, and fifteen Machines for their own use. My Threshing Machine Manufactory at Rochester is the oldest in the United States (having been established in 1828,) and has always received more than its share of public favor. I have spared no pains or expense to secure

every valuable improvement, and have at great cost, tested and thrown aside many things claimed as such by various inventors. No establishment in Canada stands in so good a position to secure for its customers all the improvements added in the United States. There are many things being offered to the public as improvements which are of no value. It has always been my rule never to add them, however popular, without being satisfied that they would be of service to the purchaser. I have at times lost sales by such a course but have the pleasure of feeling that I have never, in my long experience in this business, offered anything to my customers that has proved worthless.

The Wood and Iron Shops are under the direction of Mr. C. R. Cook, and Mr. John White, both of whom have had twenty years' experience with me in the manufacture of these Machines. The Foundry is under the direction of Mr. William Taylor, one of the most experienced Mo'ders in Canada.

I am using the best brands of bar Iron offered in the English market, and have the reputation in Montreal of being the most particular manufacturer who comes to that market to purchase Iron.

I have imported, at a very considerable expense, the best quality of Low Moor Iron for Cylinder and Concave Teeth—a very essential part in a Threshing Machine. I am using Salisbury, Three Rivers, Wm. Penn, and Gartsberrie Pig Iron, (the most celebrated brands of Iron in the world) which when mixed, make the best possible castings.

I shall endeavor to merit the future patronage of the Farmers of Canada by securing the best material, the best workmanship, the latest valuable improvements; by giving prompt and careful attention to the fulfilment of their wishes; and by seeking their interests, in offering them only such kinds of Machinery as will be of real service to them in saving labor and promoting the production of grain and other crops.

Separate Parts of Thresher and Separator.

NUMBER AND PRICE.

No.	Price.	No.	price.
1 Separator Belt	\$25 00	33 Wrought Iron Grate....	1 75
2 Extra Belt	3 00	34 Cast Iron Do.....	1 00
3 Picker and Pulley.....	1 75	35 Beater Shaft....	2 00
4 Fanning Mill, complete..	25 00	36 Do. Do. with Pullics.	3 50
5 Fanning Mill Shoe, entire.	10 00	37 Extra Belt, Shaft, and In-	
6 Fanning Mill Sieve, each	1 75	side Pullics.....	2 00
7 Elevator Box.....	6 00	38 Poppet Head....	0 50
8 Elevator Belt.....	3 00	39 Fanning Mill Wheel, new	
9 Elevator Spout.....	1 00	style.....	1 00
10 Elevator Bucket.....	0 10	40 Do. Do, old style...	1 00
11 Elevator Roller, Shaft		41 Fanning Mill Pinion, new	
and Pulley.....	2 75	style.....	0 50
12 Elevator Lower Roller...	0 50	42 Do. Do, old style...	0 50
13 " Star Box	0 50	43 Fanning Mill Box	0 50
14 Agitator Shaft & Pulley..	2 25	44 Do. Do. old style	0 25
15 Bevel Wheel No. 1	1 25	45 Thimble Box.....	0 25
16 Bevel Pinion, No. 1	0 75	46 Fanning Mill Shaft	1 50
17 Bevel Wheel No. 2	1 50	47 Shaker Shaft	1 50
18 Bevel Pinion No. 2	1 00	48 Shaker Wheel	0 25
19 Upright Shaft	2 00	49 Cylinder Tooth	0 10
20 Horizontal Shaft	2 00	50 Concave Do.....	0 10
21 Bevel Gear Jack, No. 1..	2 50	51 Wood Line Shaft.....	2 50
22 Do. Do. " 2..	3 00	52 Line Shaft Block	0 50
23 Do. Do. " 3..	3 00	53 Cast Pulley each 1 inch	
24 Step Box.....	0 75	in diameter.....	0 15
25 Hanger Box.....	1 00	54 Cast Pulley, 12 inch....	1 50
26 Cylinder Box	1 50	55 Straw Carrier Belt.....	14 00
27 Cylinder Shaft.....	4 50	56 Pair Straw-Carrier Joints	1 25
28 Cylinder, complete.....	25 00	57 Straw-Carrier Shaft and	
29 Cylinder Head.....	1 50	Pulley	3 50
30 Horizontal Shaft Box....	1 00	58 Straw Chain.....	2 50
31 Concave Piece.....	1 50	59 Lower Pulley	0 50
32 Cheek Piece	0 50	60 Complete set Side Gearing	16 00

BERDSELL'S COMBINED CLOVER THRESHER, HULLER AND CLEANER.

THIS valuable Machine has been examined and worked by the best of judges, all of whom pronounce it far superior to any machine of the kind ever invented—being the only one in fact that will **THRESH OUT CLOVER SEED DIRECT FROM THE STRAW BY ONCE GOING THROUGH**, thereby avoiding waste of seed, and saving time. It has taken First Prizes at all Fairs where it has been exhibited, both in the United States and Canada; it carried off the prizes at each of the last two Provincial Exhibitions.

The undersigned is the only manufacturer of these Machines in Canada. The following are some of the Testimonials received from purchasers:—

East Whitby, Ontario Co., C. W., Feb. 27th, 1862.

JOSEPH HALL, Esq.—Dear Sir:—The Clover Mill I purchased from you works admirably. I have threshed, direct from the straw, and cleaned for market, 26 bushels of clover seed in 5½ hours, and could with ordinary good seed, thresh double that quantity in one day. Having had much experience in clover threshing, I can recommend your machines as being far ahead of anything I have ever before seen or heard of.

THOMAS EVANS.

East Whiteby, Ontario Co., C. W., March 1st, 1862.

Mr. JOSEPH HALL,—Sir: I am well pleased with the Clover Thresher I purchased of you last month. I have several times threshed 20 bushels of clover seed in 5 to 6 hours, and could, in good seed, thresh double that amount in one day. It is the best machine of the kind, and by far the most perfect, of any I have ever previously seen. I can highly recommend it.

JESSE CORYELL.

Port Stanley, C. W., February 24th, 1862.

JOSEPH HALL, Esq., OSHAWA.—Dear Sir: We have much pleasure in testifying to the efficiency of the Clover Mill manufactured by you. It works splendidly. In consequence of the wet season last year, most of the clover straw is very wet, and the most we have done as yet is 20 bushels a day, but we know that with dry clover and good seed, we could do far more. Yours, &c.,

HARTNELL & COLEMAN.

Darlington, Durham Co., C. W., March 31st, 1862.

Mr. HALL, OSHAWA.—Sir: This is to certify that we have worked one of your Clover Machines constantly during the past winter, and are well satisfied with its work. We have done well with it and made money.

WARREN & FOLLY.

Ameliasburg, Prince Edward Co., C. W., April 2nd, 1862.

Mr. JOSEPH HALL,—Sir: The Clover Mill I bought of you gives good satisfaction to every one I have threshed for, as well as to myself. As an instance of what it can do, I have threshed 5 bushels of clover seed in one hour. I have also threshed 35 bushels in one day, of damp seed, very poorly cured. All who have seen the machine working pronounce it the greatest thing ever brought into this county. The farmers (think) know that as they can get their clover seed threshed with but little trouble and expense, and without waste, they can more profitably turn their attention to raising clover seed than formerly.

Yours, &c.,

DAVID GIBSON.

Port Stanley, May 30th, 1862.

Mr. JOSEPH HALL,—Dear Sir: I take great pleasure in recommending your Birdsell Clover Thresher, both as it regards its workmanship and the manner it does its work. I would be willing to make a bet that I can thresh 6 bushels of clover seed direct from the straw, ready for market, in one hour. Below see what the gentleman for whom I have threshed say about it.

Yours truly,

JAMES MCINTOSH.

Township of Southwold, Elgin Co., May 24th, 1862.

We, the undersigned, certify that James McIntosh threshed for us with one of Birdsell's combined Clover Machines, manufactured by Joseph Hall, at Oshawa, C. W., and we were highly pleased with the work done. We consider them the greatest labor-saving machines of the age, and most perfect pieces of machinery ever worked in these parts, and would highly recommend them to any person who wishes to purchase or employ a machine for threshing clover. Not knowing that we would be called on for a testimonial of the machine, and our seed being badly cured and of an inferior quality in this township last year, we did not furnish him with a job that would test how fast the machine could thresh; but from our own knowledge of threshing, we consider he is quite capable of threshing from thirty to forty bushels in one day, and doing the work well.

JAMES LAWTON, Township of Southwold.
 GEORGE LAWTON, River Road.
 HENRY WILLIAMS, Talbot Road.
 JAMES ARNOLD, Talbot Road.
 THOMAS FLETCHER, Talbot Street.

Township of Southwold, May 20th, 1862.

We certify that James McIntosh threshed for us with one of Hall's Machines, 20 bushels of clover seed in four hours, and had to contend against a strong head wind. Had the seed yielded as much to the load as it did the previous year, he would have threshed at least 35 bushels.

HENRY BIRDAN, North branch Talbot Road.
 NATHANIEL BIRDAN, Do.

Township of Southwold, May 27th, 1862.

I certify that James McIntosh threshed for me with one of Birdsell's Clover Machines, manufactured by Joseph Hall, at Oshawa, and can truly say that it was far ahead of the one I employed last year, manufactured by the patentee of the machine, both in threshing faster and cleaner. I was not aware that I would be called on for a testimonial, so I cannot give the exact time it was threshing at my barn, but I think, without exaggeration, that it threshed 30 bushels in 7 hours, the clover being in poor condition for threshing. I would say to any person wishing to purchase a Clover Machine: go to Joseph Hall's shop, at Oshawa, to get one.

DUGALD FERGUSON, Union Road.

Many more testimonials could be added, but the above are sufficient to tell what the machine can do.



IRON PLANET HORSE-POWER.

**Separate Parts of the Iron Planet Power,
NUMBER AND PRICE.**

No.	Price.	No.	Price.
1 Bottom Frame.....	\$20 00	14 Travis Pin.....	0 80
2 Large Bevel Wheel.....	10 00	15 Do. Do, small.....	0 25
3 Internal Gear Rim.....	18 00	16 Short Shaft.....	1 50
4 Planet Wheel.....	3 50	17 Stand.....	0 50
5 Centre Pinion.....	2 00	18 Collar for Centre Pin...	0 50
6 Bevel Pinion.....	1 00	19 Line Shaft, 1 1/2 inch.....	4 00
7 Cap Piece.....	20 00	20 Do. Do. 1 1/2 inch.....	2 50
8 Lever Piece.....	1 25	21 Do. Do. short.....	2 00
9 Centre Pin.....	2 00	22 Sett Brace Rods.....	5 00
10 Planet Wheel Pin.....	1 00	23 Coupling Bolt.....	0 10
11 Arch.....	1 50	24 Coupling Ring.....	0 25
12 Travis Roller.....	0 75	25 Spring Coupling.....	0 75
13 Do. Do. small...	0 25		

SEPARATE PARTS of the PELTON POWER.


No.	Price.	No.	Price.
1 Iron Frame.....	\$25 00	10 Short Shaft Babbett	1 75
2 Internal Gear Rim.....	10 00	Box.....	1 25
3 Top Box.....	2 00	11 Stud.....	0 75
4 Centre Pinion.....	1 50	12 Large Travis Roller.....	0 50
5 Bevel Wheel.....	4 00	13 Small Do. Do.....	0 50
6 Bevel Pinion.....	1 50	14 Small Pin for Do.....	0 25
7 Planet Wheel.....	6 00	15 Small Bolt.....	0 10
8 Short Shaft.....	2 00	16 Lever Piece.....	1 50
9 Short Shaft Small Box..	0 75	17 Step Box.....	0 50

ref.

rices,
0 50
0 33
0 75
1 00
5 00
5 00
2 00
0 75
0 75
0 15

or.

rices.
1 00
0 50
0 25
0 25
0 50
1 50
1 00
1 00



PITT'S OR CAREY'S HORSE-POWER.



HALL'S HORSE-POWER.



WOODBURY'S HORSE-POWER.

PRICES OF MACHINES

Delivered at the Shop or on board the Cars at Oshawa.

CAYUGA CHIEF MOWER,	1125
" " COMBINED,	150
OHIO MOWER,.....	125
" REAPER,	125
" COMBINED,	150
HUBBARD IMPROVED MOWER,	125
" " COMBINED,	150
" LIGHT MOWER,	90
BRINCKERHOFF SELF-RAKING REAPER,	160
IMPROVED THRESHER AND SEPARATOR, with 10-Horse POWER, including Wood Line Shaft, 30 feet Iron Line Shaft, Couplings, Coupling Rings, Bolts, Brace Rods, Clevises, Olovis Bolts, and Sledge; also full set Side Gearing and Fan-Mill Gearing,	3305
IMPROVED THRESHER AND SEPARATOR, with 8-Horse POWER, including same as above,.....	300
STRAW-CARRIER AND CHAIN,.....	25
THRESHER AND SEPARATOR, including Wood Line Shaft,	200
HORSE-POWER, either PLANET, HALL, PITTS, or PELTON, 10-Horse, including 30 feet Iron Line Shaft and Brace Rods,.....	105
Do. Do. 8-Horse,.....	100
WOODBURY POWER, (never yet built in Canada by any other party,) 8-Horse,	130
Do. Do. 16-Horse,	135
TRUCK WAGONS WITH REACHES,.....	40
" " Without " 	35
BIRDSELL'S COMBINED OLOVER THRESHER, HULLER & CLEANER, geared for any of the above POWERS,	250
TERMS,--Half in January, 1864, balance in January, 1865, with Interest on both Notes at 7 per cent. A liberal discount for cash down.	

EXTRAS.

Extras furnished with the Cayuga Chief.—Double-trees, Whistle-trees, one complete Knife, two Knife Sections, two Guards, Screw Wrench, Punch, Cold Chisel, Oil Can, Pitman Box, Rake, and some Rivets.

Extras Furnished with the Ohio Machine.—Double-trees, Whistle-trees, one complete Knife, two Knife Sections, two Guards, Screw Wrench, Punch, Cold Chisel, Oil Can, Pitman Box and some Rivets. The Reaper will not have an extra Sickle, but two extra Sickle Sections, two Reaper Guards, some Rivets and a Rake.

Extras furnished with the Hubbard Combined Mower and Reaper.—Double-trees, Whistle-trees, one complete Knife, two Knife Sections, two Guards, Screw Wrench, Punch, Oil Can, Cold Chisel, a Rake, and some Rivets.

Extras furnished with the Hubbard Light Mower.—Double-trees, Whistle-trees, one complete Knife, two Knife Sections, two Guards, Screw Wrench, Oil Can, and some Rivets.

Extras furnished with the Brinckerhoff Self-Raking Reaper.—One complete Sickle Knife, two Sickle Sections, two Guards, Screw Wrench, Punch, Cold Chisel, Oil Can, Double-trees, Whistle-trees, and some Rivets.

Extras furnished with the Thresher and Separator, and Horse-Power.—Wood Line Shaft, 20 foot Iron Line Shaft, Couplings, Coupling Rings, Bolts, Brass Rods, Clavices, Clavis Bolts, and Sledge; also, full set Side Gearing and Fan-Mill Gearing, and Screw Wrench.

Extras furnished with Birdsell's Combined Clover Thresher, Huller and Cleaner.—Wood Line Shaft, Coupling Rings, Fan-Mill Wheel and Pinion, two Huller Pinions, Screw Wrench, and Wrought Iron Wrench.

REPAIRS.

In ordinary Repairs, be very particular to state whether for Separator or Power (if for Threshing Machines) giving in all cases the NUMBER of the Machine and the NAME of the ORIGINAL PURCHASER. For Reapers and Mowers give the KIND of the Machine and the NUMBER, and the YEAR in which it was PURCHASED. State how you wish them sent, by Railroad or Express.

Repairs are held strictly at cash on delivery, and when not paid for, the Invoice will be sent by express to be collected on delivery.



THE BRINCKERHOFF

(IMPROVED FOR 1863.)



(IMPROVED FOR 1863.)

SELF-RAKING REAPER.

5



