

**CIHM  
Microfiche  
Series  
(Monographs)**

**ICMH  
Collection de  
microfiches  
(monographies)**



Canadian Institute for Historical Microreproductions / Institut canadien de microreproductions historiques

**© 1998**

**Technical and Bibliographic Notes / Notes techniques**

The Institute has attempted to obtain the best original copy available for filming. Features of this copy which may be bibliographically unique, which may alter any of the images in the reproduction, or which may significantly change the usual method of filming are checked below.

- ☒ Coloured covers / Couverture de couleur
- ☐ Covers damaged / Couverture endommagée
- ☐ Covers restored and/or laminated / Couverture restaurée et/ou pelliculée
- ☐ Cover title missing / Le titre de couverture manque
- ☐ Coloured maps / Cartes géographiques en couleur
- ☐ Coloured ink (i.e. other than blue or black) / Encre de couleur (i.e. autre que bleue ou noire)
- ☐ Coloured plates and/or illustrations / Planches et/ou illustrations en couleur
- ☐ Bound with other material / Relié avec d'autres documents
- ☐ Only edition available / Seule édition disponible
- ☐ Tight binding may cause shadows or distortion along interior margin / La reliure serrée peut causer de l'ombre ou de la distorsion le long de la marge intérieure.
- ☐ Blank leaves added during restorations may appear within the text. Whenever possible, these have been omitted from filming / Il se peut que certaines pages blanches ajoutées lors d'une restauration apparaissent dans le texte, mais, lorsque cela était possible, ces pages n'ont pas été filmées.
- ☐ Additional comments / Commentaires supplémentaires:

L'Institut a mis  
été possible d  
plaire qui sont  
ographique, qu  
ou qui peuv  
de normale de

- ☐ Coloured
- ☐ Pages d
- ☐ Pages re
- ☐ Pages re
- ☒ Pages d
- ☐ Pages d
- ☒ Showthro
- ☐ Quality o
- ☐ Qualité In
- ☐ Includes
- ☐ Compren
- ☐ Pages wh
- tissues, e
- possible
- partiellem
- pelure, et
- obtenir la
- ☐ Opposin
- discoloura
- possible i
- coloration
- filmées d
- possible.

This item is filmed at the reduction ratio checked below /  
Ce document est filmé au taux de réduction indiqué ci-dessous.

10x	12x	14x	16x	18x	20x	22x	24x
<input type="checkbox"/>	<input type="checkbox"/>	<input type="checkbox"/>	<input type="checkbox"/>	<input type="checkbox"/>	<input type="checkbox"/>	<input checked="" type="checkbox"/>	<input type="checkbox"/>

## Techniques et bibliographiques

tut a microfilmé le meilleur exemplaire qu'il lui a possible de se procurer. Les détails de cet exem- qui sont peut-être uniques du point de vue bibli- nique, qui peuvent modifier une image reproduite, peuvent exiger une modification dans la métho- male de filmage sont indiqués ci-dessous.

Coloured pages / Pages de couleur

Pages damaged / Pages endommagées

Pages restored and/or laminated /  
Pages restaurées et/ou pelliculées

Pages discoloured, stained or foxed /  
Pages décolorées, tachetées ou piquées

Pages detached / Pages détachées

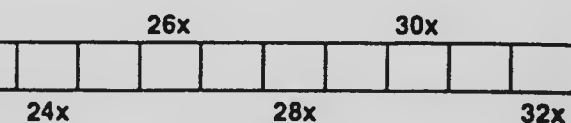
Showthrough / Transparence

Quality of print varies /  
Qualité Inégale de l'impression

Includes supplementary material /  
Comprend du matériel supplémentaire

Pages wholly or partially obscured by errata slips, issues, etc., have been refilmed to ensure the best possible image / Les pages totalement ou partiellement obscurcies par un feuillet d'errata, une elure, etc., ont été filmées à nouveau de façon à btenir la meilleure image possible.

Opposing pages with varying colouration or iscolourations are filmed twice to ensure the best possible image / Les pages s'opposant ayant des colorations variables ou des décolorations sont filmées deux fois afin d'obtenir la meilleure image possible.



The copy filmed here has been reproduced thanks to the generosity of:

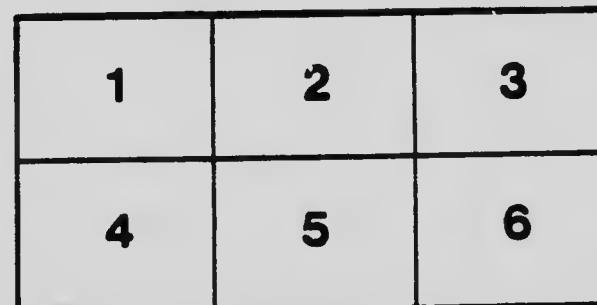
National Gallery of Canada,  
Library

The images appearing here are the best quality possible considering the condition and legibility of the original copy and in keeping with the filming contract specifications.

Original copies in printed paper covers are filmed beginning with the front cover and ending on the last page with a printed or illustrated impression, or the back cover when appropriate. All other original copies are filmed beginning on the first page with a printed or illustrated impression, and ending on the last page with a printed or illustrated impression.

The last recorded frame on each microfiche shall contain the symbol ➡ (meaning "CONTINUED"), or the symbol ▼ (meaning "END"), whichever applies.

Maps, plates, charts, etc., may be filmed at different reduction ratios. Those too large to be entirely included in one exposure are filmed beginning in the upper left hand corner, left to right and top to bottom, as many frames as required. The following diagrams illustrate the method:



L'exemplaire filmé fut reproduit grâce à la générosité de:

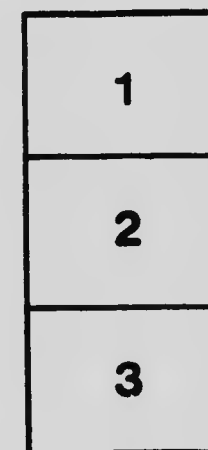
Musée des Beaux-Arts du Canada,  
Bibliothèque

Les images suivantes ont été reproduites avec le plus grand soin, compte tenu de la condition et de la netteté de l'exemplaire filmé, et en conformité avec les conditions du contrat de filmage.

Les exemplaires originaux dont la couverture en papier est imprimée sont filmés en commençant par le premier plat et en terminant soit par la dernière page qui comporte une empreinte d'impression ou d'illustration, soit par le second plat, selon le cas. Tous les autres exemplaires originaux sont filmés en commençant par la première page qui comporte une empreinte d'impression ou d'illustration et en terminant par la dernière page qui comporte une telle empreinte.













Un des symboles suivants apparaîtra sur la dernière image de chaque microfiche, selon le cas: le symbole ➡ signifie "A SUIVRE", le symbole ▼ signifie "FIN".

Les cartes, planches, tableaux, etc., peuvent être filmés à des taux de réduction différents. Lorsque le document est trop grand pour être reproduit en un seul cliché, il est filmé à partir de l'angle supérieur gauche, de gauche à droite, et de haut en bas, en prenant le nombre d'images nécessaire. Les diagrammes suivants illustrent la méthode.



# MICROCOPY RESOLUTION TEST CHART

(ANSI and ISO TEST CHART No. 2)



APPLIED IMAGE Inc

1653 East Main Street  
Rochester, New York 14609 USA  
(716) 482-0300 - Phone  
(716) 288-5989 - Fax

**Sydney Strickland Tully  
A.R.C.A. Memorial Exhibi-  
tion of Paintings and Draw-  
ings held in the Art Metro-  
pole Galleries 241 Yonge  
St. Toronto December 1911**



C  
N  
.T923  
.A78  
cop. 2



**SYDNEY STRICKLAND TULLY. A.R.C.A.**

**BIOGRAPHICAL NOTE.**

Miss Sydney Strickland Tully was born in Toronto, and died in Toronto, July 18th, 1911. Her father was Kivas Tully, I.S.O., C.E., who was for many years architect for the Ontario Government. Her mother was a daughter of Col. Strickland, of Lakefield, Ont.

Miss Tully's first step in the pursuit of art was taken when a school girl in the Ontario School of Art,

Toronto, under William Cruikshank, R.C.A. In 1884 she went to London, England, to pursue her studies, entering the Slade School of Art, where she worked for two years under Professor A. Legros, and Professor R. Stuart Poole. In 1886 she went to Paris and worked for two years under Benjamin Constant, exhibiting in the salon of 1888.

On her return to Toronto in 1888 she opened a studio and among her first work in a professional way was a portrait of Professor Goldwin Smith. This portrait now hangs in Cornell University. She also opened a studio for pupils on the system of the Parisian Atelier. Animated by a progressive spirit, Miss Tully returned from time to time to Paris and London, and took up her studies in the studios and in open air classes, working under Gustave Courtois and Tony Robert-Fleury in Paris, and C. Lazar in England, and W. M. Chase in his Long Island School, these different periods being respectively 1890 in Paris, 1893 in England, and 1895 in London, where she had a studio and painted some portraits. At this time she was elected a member of the 91 Club and exhibited in the exhibition of the Club that year. She was again abroad in 1906 to 1908, and worked in Holland and in the island of Jersey.

Miss Tully was elected an associate member of the Royal Canadian Academy and member of the Ontario Society of Artists in 1889, and continued from that time to exhibit in the annual exhibitions of these societies as well as in all other Canadian art exhibitions until the time of her death. She exhibited several works at the World's Fair, Chicago, at the Pan-

American Exposition, Buffalo, and at the St. Louis Exposition.

A series of portraits of the the wives of the Governors General of Canada together with one of Her Majesty Queen Alexandra form part of a scheme of decoration in the Drawing Room of the Alexandra Hotel Winnipeg.

At the St. Louis Exposition she received a medal for her picture, *The Twilight of Life*, and this picture, with the medal, she left in her will to the Art Museum of Toronto. Her work as shown by the present exhibition shows great breadth of artistic inclination and observation, comprising as it does a very extended study of phases of landscape, landscape with figures, interiors with figures, figures, and portraits, decorative studies and designs of various sorts, and some efforts in modelling of medalions.

Miss Tully is represented by important works in the National Gallery, Ottawa, and in the Provincial collection of Ontario, besides examples in many collections throughout Canada and in England.

This short biographical sketch has been compiled from Miss Tully's own notes on her Art Studies.

G. A. REID.





69. Flax Tree, Oak Walk, Jersey.

1. In the Garden.
2. Rye, Sussex.
3. Rye, Winchelsea.
4. Autumn.
5. The Park.
6. Sketch in Holland.
7. The Pool.
8. Reflections.
9. The Hayfield.
10. The Avenue.
11. Dymchurch, Sussex.
12. Dymchurch, Sussex.
13. The Lawn.
14. Paris, the Trocadero.
15. Lamplight.
16. Study of Rocks.
17. Pencil Study.
18. The Meadow.
19. Toronto from the Island.
20. Pencil Study of Figure.
21. Pencil Study.
22. Borendreat.
23. Study for Portrait.
24. Study for Portrait.
25. Woodland, St. Cloud.
26. Cambridge.



71. Washing.

27. Nocturne.
28. Moonrise.
29. Study at Bushy.
30. Evening Effect.
31. Piccadilly Circus, Wet Evening.
32. Sketch, Holland.
33. Sketch, Holland.
34. Willows.
35. Light Effect.
36. Cottage Doorway.
37. Roses.
38. Burning Rubbish.
39. Interior.
40. Willows, Evening.
41. Coast Scene.
42. Near the Sea.
43. Street Scene.
44. Cart and Horse.
45. Holly Tree, Jersey.
46. Orchard Garden, Jersey.
47. Montparnasse, Paris.
48. Evening on the Canal.
49. River, Evening.
50. Washing.
51. Dutch Washer Woman.
52. The Barnyard.

53. The Village Street.
54. The Beach.
55. The Village Street.
56. Vegetable Market, Holland.
57. Woodland.
58. Clovelly.
59. Sewing.
60. Resting, Holland.
61. The Market.
62. Dutch Mother and Child.
63. Street Scene, Market.
64. The Wharf.
65. Mother and Child.
66. Flower Border Oak Walk, Jersey.
67. Flax Trees, Oak Walk, Jersey.
68. Flower Garden, Oak Walk, Jersey.
69. Flax Tree, Oak Walk, Jersey.
70. La Fontaine, Jersey.
71. Washing.
72. On the Wharf.
73. Canal, Holland.
74. Sketch.
75. Working from the Model.
76. Sketch, Flower Border.
77. Misty Landscape.
78. Meadow and Trees, Sketch.

79. Picking Flowers.
80. The Edge of the Wood.
81. Villa in Jersey.
82. Portrait Sketch.
83. Chalk Drawing.
84. Pencil Sketch.
85. Pen and Ink, Costume Sketch.
86. Chalk Copy, M. Angelo.
87. Chalk Copy, M. Angelo.
88. Chalk Drawing.
89. Pen and Ink.
90. Pen and Ink.
91. Edge of the Canal, Pencil.
92. Boulevard de Batignoles, Paris.
93. Rainy Day.
94. Her First Sitting, Beginning.
95. Her First Sitting, End.
96. Child's Head.
97. Luxembourg Gardens, Paris.
98. Luxembourg Gardens, Paris.
99. Sketches.
100. Child's Head.
101. Village Street.
102. Study of a Head.
103. The Park.
104. Vincennes.



340. Luxembourg Gardens, Evening.

105. Street Scene, Brussels.
106. On the March.
107. Coast Scene.
108. The Avenue.
109. The Edge of the Woods.
110. The Park.
111. Design for Fan.
113. Sketch.
114. Old Houses, Dort.
115. St. Abbins, Jersey.
116. Design for Fan.
117. Design for Fan.
118. Design for Fan.
119. Pencil Sketch, Velasquez's Philip IV. of Spain.
120. Decorative Figure.
121. Pastel Sketch.
122. Bricklayers.
123. Portrait Sketch.
124. Study of a Head.
125. Boy's Head.
126. Old Cottage.
127. Avenue of Trees by Canal.
128. The Edge of the Pasture.
129. Canal.
130. The Wharf.





346. Harvest.

131. Road by the Canal.
132. Edge of the Village.
133. Study.
134. The Edge of the Stream.
135. Sunset.
136. Portrait, Sketch.
137. Canal, Holland.
138. Luxembourg Gardens.
139. Washing.
140. Hollyhocks.
141. Mending the Nets.
142. The Edge of the Stream.
143. Milking, Holland.
144. Pasture.
145. Cherries.
146. The Beach, Evening.
147. Interior, with Figure.
148. Gateway.
149. Copy of Head, by Rembrandt.
150. Washing.
151. Winding Road.
152. Willows, Sunset.
153. Harvesting.
154. Mother and Child, Interior.
155. Pasture.
156. Canal, Holland.

157. Resting.
158. Resting.
159. Early Spring.
160. Near the Village.
161. Early Spring.
162. Edge of the Village.
163. Canal, Holland.
164. In the Dooryard.
165. Winding Yarn.
166. Pasture and Willows.
167. Old Tree Trunks.
168. The Storm.
169. The Willows.
170. Still Life.
171. The River.
172. Willows.
173. Still Life.
174. Pasture.
175. Dutch Girls.
176. Girl in Pasture.
177. Washing on the Beach.
178. On the St. Lawrence.
179. Crossing the River.
180. Mountain Pasture.
181. On the Beach.
182. On the Flats.

183. In Normandy.
184. Pasture by Stream.
185. Road Near the Woods.
186. Near the Village.
187. Night.
188. Pasture.
189. Night—The Cliffs.
190. Luxembourg Gardens.
191. Evening—Village Street.
192. Crossing the Stream.
193. The Thames, London.
194. The Lake.
195. Study for Picture, Washing.
196. Evening Effect.
197. Willows.
198. In the Park.
199. Afternoon.
200. In the Hills.
201. Running Tide.
202. Old Wharf.
203. In the Park.
204. Dutch Figures.
205. Sunset.
206. The Park (Storm, other side).
207. Washing.
208. Pasture.



358. Mother and Child.

- 209. Mother and Child.
- 210. In the Park.
- 211. Landscape.
- 212. The Cradle.
- 213. Harvesters.
- 214. Street Scene.
- 215. Evening Effect.
- 216. Sail Boats.
- 217. Harbour Scene.
- 218. Night Effect—Village Street.
- 219. Harbour and Boats.
- 220. The Edge of the Village.
- 221. Village Roofs.
- 222. Sheep Pasture.
- 223. Harbour and Village.
- 224. Edge of Canal.
- 225. In the Park.
- 226. Thames Embankment.
- 227. The Stream.
- 228. Nocturne.
- 229. Twilight in the Wood.
- 230. Morning.
- 231. Sheep Pasture.
- 232. Wood Interior.
- 233. Near the Town, Evening.
- 234. Near the Sea.



369. Fete de l'Ascension Luxembourg Gardens, Paris.

- 235. The Barnyard.
- 236. Peasant with Wheelbarrow.
- 237. Path by the Canal.
- 238. Coast Scene.
- 239. Hay Cart.
- 240. Mother and Child.
- 241. Crossing the Stream.
- 242. The Village.
- 243. The Load of Grain.
- 244. Around the Table. (Portrait Sketch, other side.)
- 245. Night—The Bridge.
- 246. Edge of the River.
- 247. The Cottage.
- 248. The Village Street.
- 249. Under the Bridge.
- 250. Costume Study.
- 251. Canal.
- 252. Sailboats on Canal.
- 253. Study of Man's Head (The Road, other side).
- 254. "The Maid of the Mist."
- 255. Village and Stream.
- 256. Washing.
- 257. Night.
- 258. The Canal.
- 259. Hanging out the Wash.





380. Moonrise.

- 260. The Miller.
- 261. Horse Pasture.
- 262. Study of Girl's Head.
- 263. Edge of Stream.
- 264. Edge of Canal.
- 265. The Grain Boat.
- 266. Through the Window.
- 267. Mother and Child.
- 268. Edge of Garden and Village.
- 269. The Farmyard.
- 270. Sheep.
- 271. Knitting.
- 272. Study of Flowers.
- 273. Fishing.
- 274. Resting.
- 275. Girl Knitting.
- 276. The Edge of the Pasture.
- 277. Sandy Beach.
- 278. Canal Boat.
- 279. The Milkman.
- 280. Washerwoman
- 281. Study of Cow.
- 282. Evening Effect.
- 283. The Cliff.
- 284. Figure Study.
- 285. The Pond.



387. Washing.

- 286. Night.
- 287. Sheep.
- 288. Canal Barge.
- 289. Among the Flowers.
- 290. The Moorland.
- 291. Village Church.
- 292. The Harbour at Evening.
- 293. Feeding Chickens.
- 294. The Park.
- 295. Old Cottage (The Harbour other side).
- 296. The Parapet.
- 297. Washing.
- 298. Farmyard.
- 299. Washing.
- 300. By the Lake.
- 301. Willows near Village.
- 302. Market.
- 303. Mother and Children.
- 304. Milkmaid.
- 305. Landscape (Landscape other side).
- 306. Gray Day.
- 307. The River.
- 308. Washing.
- 309. In the Harbour.
- 310. Pasture.
- 311. Edge of Village.



418. Peasblossom.

- 312. Sail Boat.
- 313. Edge of Lake.
- 314. Lamplight.
- 315. Cloud.
- 316. Hanging out the Wash.
- 317. Harvesters.
- 318. Harbour.
- 319. Sandy Field and Shore.
- 320. Barns and Pasture.
- 321. Going to Church.
- 322. Blocking the Wheel.
- 323. At the Window.
- 324. The Foot of the Stair.
- 325. Storm.
- 326. Flowers.
- 327. Sheep Pasture.
- 328. On the St. Lawrence.
- 329. Girl's Head.
- 330. Mother and Nude Child.
- 331. The Gap.
- 332. The Beach.
- 333. Gray Twilight (Interior Mill, other side).
- 334. Edge of the Town.
- 335. Copy, Reynolds' "Age of Innocence."
- 336. In the Market.
- 337. Landscape and Breaking Wave.



420. Portrait of Mrs. W. H. Moore.

- 338. Copy, Reynolds' "Robinetta."
- 339. Night.
- 340. Luxembourg Gardens, Evening.
- 341. Copy of Head by Rembrandt.
- 342. Garden Walk.
- 343. Study for Portrait.
- 344. Sea and Sky.
- 345. Moorland.
- 346. Harvest.
- 347. Willow Trunks.
- 348. Going to Church.
- 349. Study of a Head.
- 350. Returning from the Fields.
- 351. At the Wharf.
- 352. Study of a Head.
- 353. The Watering Place.
- 354. Willows over Canal.
- 355. The Farmhouse.
- 356. Early Summer.
- 357. Study, Woodland Pasture.
- 358. Mother and Child.
- 359. Returning from Work.
- 360. Crossing the Ford.
- 361. The Garden Walk.
- 362. Landscape.
- 363. Sketch, Dutch Figure, Rijsoord.





425. The Enchanted Forest.

- 364. Red Chalk Head.
- 365. Labourers, Jersey.
- 366. Landscape Sketch.
- 367. Street Scene, Night.
- 368. Passing Showers.
- 369. Fete de l'Ascension, Luxembourg Gardens,  
Paris.
- 370. Sunset, Quebec (Pont Neuf, other side).
- 371. Orchard and Garden.
- 372. In the Barn.
- 373. The Farmyard.
- 374. In the Kitchen.
- 375. Klumper Maker.
- 376. Study of Girl's Head.
- 377. Evening, Holland.
- 378. Rijsoord.
- 379. Willows.
- 380. Moonrise.
- 381. Wadhurst Park, Sussex.
- 382. Rosedale Ravine.
- 383. Study of a Girl's Head.
- 384. Study of a Man's Head.
- 385. Cottages, Quebec.
- 386. Evening on the Vaal.
- 387. Washing.
- 388. Portrait, Mrs. Catherine Trail.



426. The Twilight of Life.

- 389. Meditation.
- 390. Dutch Milkmaids.
- 391. Passing Showers.
- 392. Fleeting Shadows.
- 393. Child's Head.
- 394. Returning from Work.
- 395. Portrait.
- 396. Kuallhaven, Dordrecht.
- 397. Flower Market, Paris.
- 398. Sheep Pasture.
- 399. Autumn by the River.
- 400. Rosedale Ravine.
- 401. Portrait, Kivas Tully, I.S.O., C.E.
- 402. Portrait Sketch, the late Stewart Houston.
- 403. Portrait Sketch, Child's Head.
- 404. Portrait Sketch.
- 405. Portrait Study.
- 406. Portrait Study.
- 407. Portrait Study.
- 408. Study for Portrait of Lady Gray painted  
for Alexandra Hotel, Winnipeg.
- 409. Portrait Study.
- 410. Portrait Study.
- 411. Portrait Study.
- 412. Portrait Study.
- 413. Fairyland.

414. Portrait Study, Lt.-Col. Davidson.  
415. Portrait Study.  
416. The Smoker.  
417. Decorative Panel.  
418. "Peasblossom."  
419. Portrait. Lent by Mrs. Stewart Houston.  
420. Portrait. Lent by Mrs. W. H. Moore.  
421. Madallion. Lent by Professor Ramsay  
Wright.  
422. Medallion, Mrs. Kivas Tully.  
423. Portrait Sketch.  
424. Mother and Child.  
425. The Enchanted Forest.  
Lent by Mrs. H. D. Warren.  
426. Fading Light of Day.  
427. Still Life.  
428. One of the Heliades.  
429. The Twilight of Life. This picture was  
awarded a medal at the World's Fair,  
St. Louis, and was bequeathed by Miss  
Tully, together with the medal, to the  
Art Museum of Toronto.  
Exhibited by permission of the Council of the  
Art Museum.



