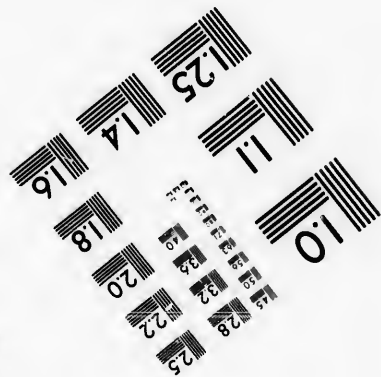
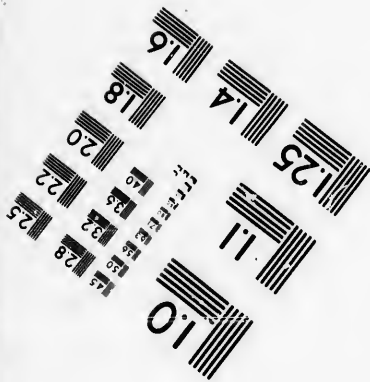




**IMAGE EVALUATION  
TEST TARGET (MT-3)**



**Photographic  
Sciences  
Corporation**

23 WEST MAIN STREET  
WEBSTER, N.Y. 14580  
(716) 872-4503

**CIHM/ICMH  
Microfiche  
Series.**

**CIHM/ICMH  
Collection de  
microfiches.**



**Canadian Institute for Historical Microproductions / Institut canadien de microreproductions historiques**

**© 1986**

Technical and Bibliographic Notes/Notes techniques et bibliographiques

The Institute has attempted to obtain the best original copy available for filming. Features of this copy which may be bibliographically unique, which may alter any of the images in the reproduction, or which may significantly change the usual method of filming, are checked below.

L'Institut a microfilmé le meilleur exemplaire qu'il lui a été possible de se procurer. Les détails de cet exemplaire qui sont peut-être uniques du point de vue bibliographique, qui peuvent modifier une image reproduite, ou qui peuvent exiger une modification dans la méthode normale de filmage sont indiqués ci-dessous.

- Coloured covers/  
Couverture de couleur
- Covers damaged/  
Couverture endommagée
- Covers restored and/or laminated/  
Couverture restaurée et/ou pelliculée
- Cover title missing/  
Le titre de couverture manque
- Coloured maps/  
Cartes géographiques en couleur
- Coloured ink (i.e. other than blue or black)/  
Encre de couleur (i.e. autre que bleue ou noire)
- Coloured plates and/or illustrations/  
Planches et/ou illustrations en couleur
- Bound with other material/  
Relié avec d'autres documents
- Tight binding may cause shadows or distortion along interior margin/  
La reliure serrée peut causer de l'ombre ou de la distorsion le long de la marge intérieure
- Blank leaves added during restoration may appear within the text. Whenever possible, these have been omitted from filming/  
Il se peut que certaines pages blanches ajoutées lors d'une restauration apparaissent dans le texte, mais, lorsque cela était possible, ces pages n'ont pas été filmées.
- Additional comments:/  
Commentaires supplémentaires:

- Coloured pages/  
Pages de couleur
- Pages damaged/  
Pages endommagées
- Pages restored and/or laminated/  
Pages restaurées et/ou pelliculées
- Pages discoloured, stained or foxed/  
Pages décolorées, tachetées ou piquées
- Pages detached/  
Pages détachées
- Showthrough/  
Transparence
- Quality of print varies/  
Qualité inégale de l'impression
- Includes supplementary material/  
Comprend du matériel supplémentaire
- Only edition available/  
Seule édition disponible
- Pages wholly or partially obscured by errata slips, tissues, etc., have been refilmed to ensure the best possible image/  
Les pages totalement ou partiellement obscurcies par un feuillet d'errata, une pelure, etc., ont été filmées à nouveau de façon à obtenir la meilleure image possible.

This item is filmed at the reduction ratio checked below/  
Ce document est filmé au taux de réduction indiqué ci-dessous.

10X	14X	18X	22X	26X	30X
<input type="checkbox"/>	<input type="checkbox"/>	<input type="checkbox"/>	<input checked="" type="checkbox"/>	<input type="checkbox"/>	<input type="checkbox"/>
12X	16X	20X	24X	28X	32X

The copy filmed here has been reproduced thanks to the generosity of:


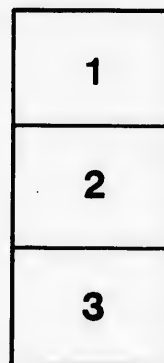
Medical Library  
McGill University  
Montreal

The images appearing here are the best quality possible considering the condition and legibility of the original copy and in keeping with the filming contract specifications.

Original copies in printed paper covers are filmed beginning with the front cover and ending on the last page with a printed or illustrated impression, or the back cover when appropriate. All other original copies are filmed beginning on the first page with a printed or illustrated impression, and ending on the last page with a printed or illustrated impression.

The last recorded frame on each microfiche shall contain the symbol  $\rightarrow$  (meaning "CONTINUED"), or the symbol  $\nabla$  (meaning "END"), whichever applies.

Maps, plates, charts, etc., may be filmed at different reduction ratios. Those too large to be entirely included in one exposure are filmed beginning in the upper left hand corner, left to right and top to bottom, as many frames as required. The following diagrams illustrate the method:



L'exemplaire filmé fut reproduit grâce à la générosité de:

Medical Library  
McGill University  
Montreal

Les images suivantes ont été reproduites avec la plus grande attention, compte tenu de la condition et de la netteté de l'exemplaire filmé, et en conformité avec les conditions du contrat de filmage.

Les exemplaires originaux dont la couverture en papier est imprimée sont filmés en commençant par le premier plat et en terminant soit par la dernière page qui comporte une empreinte d'impression ou d'illustration, soit par le second plat, selon le cas. Tous les autres exemplaires originaux sont filmés en commençant par la première page qui comporte une empreinte d'impression ou d'illustration et en terminant par la dernière page qui comporte une telle empreinte.

Un des symboles suivants apparaîtra sur la dernière image de chaque microfiche, selon le cas: le symbole  $\rightarrow$  signifie "A SUIVRE", le symbole  $\nabla$  signifie "FIN".

Les cartes, planches, tableaux, etc., peuvent être filmés à des taux de réduction différents. Lorsque le document est trop grand pour être reproduit en un seul cliché, il est filmé à partir de l'angle supérieur gauche, de gauche à droite, et de haut en bas, en prenant le nombre d'images nécessaire. Les diagrammes suivants illustrent la méthode.

re  
détails  
es du  
modifier  
er une  
filmage

es

errata  
to

pelure,  
on à



32X

Sy

Wolf. C. G. L.

---

---

THE SYNTHESIS OF ALKALOIDS.

BY

C. G. L. WOLF, B.A., M.D.,  
Demonstrator of Practical Chemistry, McGill University.

---

*(Reprinted from the Montreal Medical Journal, February, 1898.)*

---

---

Dr. Abbott.



## THE SYNTHESIS OF ALKALOIDS.

BY

C. G. L. WOLF, B.A., M.D.,

Demonstrator of Practical Chemistry, McGill University.

The synthetical production of alkaloids has been a task which numberless chemists have set themselves to perform since the discovery of morphine, ninety years ago, and although in the matter of actual success in comparison with the amount of work that has been done, not much has been accomplished, yet the progress which has been made in the last two decades has been so great, that it is by no means without the range of probability that in the next ten years, many of those alkaloids which are to-day only to be obtained from plants will be the products of the laboratory.

Problems, such as these, which are of almost insurmountable complexity have not only the purely scientific aspect to induce work upon them, but also the enormous commercial importance which is attached to them, and one has only to remember the indigo synthesis of A. v. Baeyer from a nitro cinnamic acid to understand how a research undertaken to solve a question of constitution will revolutionize an industry which has, for centuries almost, been the exclusive producer of a necessary domestic compound.

In the first part of this century large numbers of plants were investigated and as a result a more than an equivalent number of alkaloids was found. It was only when the observers came to investigate the constitution, that they realised the enormous difficulties with which they had to contend.

The first step which threw some light on the subject was their behaviour on distillation; many gave pyridin or a compound allied to it, and it was hence believed that they were basic bodies which

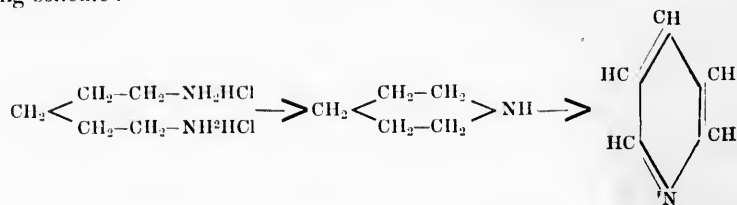
contained a pyridin nucleus. Such a definition would shut out such very important compounds as caffeine and theobromin, and it is perhaps best, simply to view them as plant derivatives containing nitrogen, in which the nitrogen is contained in a cyclic atom complex.

As pyridin is the compound from which most of the alkaloids are derived, it may be well to speak of it somewhat in detail.

It consists, according to Körner, whose view has been generally accepted, of a benzene ring in which a methin group has been replaced by a trivalent nitrogen atom.

Piperidin  $C_5H_{11}N$  bears a close relation to pyridin and following up the researches of Cahours, Hofmann, by the action of bromine on the former compound, converted it into a substance having the empirical formula,  $C_5H_8NOBr_2$ , which he held to be a brominated pyridin derivative. That there was a close connection between these two substances was shown by the oxidation of piperidin to pyridin by means of sulphuric acid.

The full synthesis of piperidin was accomplished by Ladenburg by the dry distillation of penta menthylendiamin hydrochloride. The relation between these three substances may be shown by the following scheme :



The next synthesis which was effected was that of coniin, the alkaloids of *coniium maculatum*. It was of interest also because it belongs to the somewhat restricted group of alkaloids which contain no oxygen, and Liebig, Gerhardt, Kekulé and Hofmann submitted it to close investigation without elucidating its constitution. It was Hofmann who, in 1881, proved that it was a compound closely related to piperidin but his conclusions, drawn from experiments with methyl and dimethyl piperidin as to its exact constitution, were unfounded.

Koenigs, after the conclusion of Hofmann's investigation came to the view that coniin must be a propyl piperidin. This view found a convincing proof in the work of Hofmann, who, by the distillation of coniin with zinc dust, discovered a base conyryin, which was not as expected, a reduction product of coniin, and which stood in the same relation to it that pyridin does to piperidin, and



that it was a homologue of pyridin was shown by its yielding on further oxidation and pyridin carboxylic acid.

From these considerations Ladenburg was induced to take up the synthesis of coniin. The difficulties which he encountered, owing to the uncertainty of a change not occurring in the propyl group which he introduced, cannot be taken up in this place. He was, however, successful in his endeavours by condensing  $\alpha$  picolin with paraldehyde to  $\alpha$ ethyl pyridin. This unsaturated compound on reduction gave inactive, normal  $\alpha$  propyl pyridin. On combination of this base with dextro tartaric acid he was enabled to separate the inactive compound into dextro and levorotatory modifications, the former of which proved in every way to be identical with the natural alkaloid. Some years later Engler condensed calcium picolate with calcium propionate and obtained after the well known reaction  $\alpha$ ethyl pyridyl keton and subsequent reduction of this to  $\alpha$ ethyl piperyl alkin, which, on continuous reduction, yielded coniin. Thus has coniin been produced in two ways.

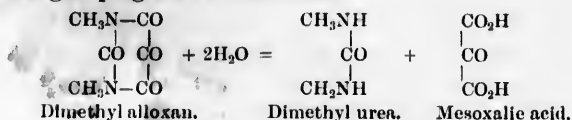
Next in order were three less important alkaloids synthesised whose production was not of interest from a technical point of view, but of great scientific worth. These were trigonellin, the alkaloid of trigonella, fœnum græcum by Hantzsch, and arekaidin, and arekolin from the areca nut by Jalms.

Piperin, the original alkaloid of pepper, was partially synthesised at first by Rügheimer in 1882, by the condensation of piperinyl chloride with piperidin. The piperinic acid from which the acid chloride was obtained was not made until Fittig had, by extremely beautiful work, shown its constitution, and afterwards Ladenburg and Scholtz effected its synthesis from proto-catechuic aldehyde.

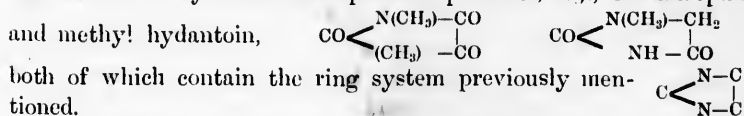
The next two compounds are of more than theoretical interest, as one plays a large technical rôle and both are of interest from their relation to some important physiological processes. These are caffeine and theophyllin. These do not, as before mentioned, belong to the pyridin group of alkaloids, but their history is closely bound up with uric acid and urea. Although the acid was discovered by Scheele so long ago as 1776, its connection with caffeine was not established till Emil Fischer began his wonderful researches on the uric acid series, which have yielded splendid results.

The decomposition products of caffeine belong to a series of compounds which contain the grouping  $\text{C} \begin{array}{c} \text{N-C} \\ \text{N-C} \end{array} \text{C}$  and which can well be supposed to be formed by the union of urea with dibasic acids. Caffein on oxidation with chlorine yields dimethyl alloxan, which, on

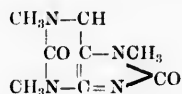
treatment with alkalis, forms dimethyl urea and mesoxalic acid, which contains the grouping above mentioned.



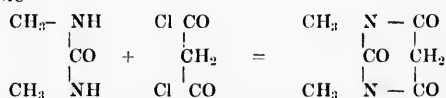
There is also formed at the same time mono-methyl urea. In both these we have groupings which are present in caffeine and the question arises: In which way are they joined together in the alkaloid? This has been found by other decomposition products, *e.g.*, cholestrophan and methyl hydantoin,



The breaking up of caffeine into mono methyl urea and dimethyl alloxan is a proof also of the fact that of the ten hydrogen atoms, nine are contained in the molecule as methyl groups, the tenth being peculiar in being replaceable by chlorine, bromine, hydroxyl, or amido groups. Further, the addition of two atoms of bromine clearly shows an unsaturated carbon bond. Fischer from these considerations suggested the formula



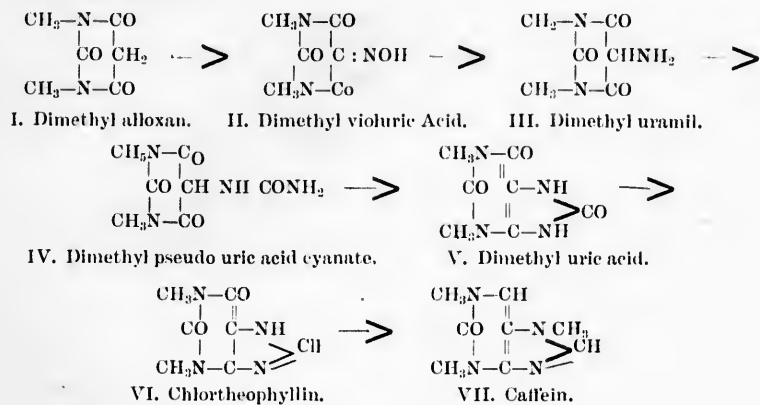
for caffeine. Thirteen years after this it fell to Fischer and Ach's lot to synthesise this compound from the consideration of the investigation of Mulder on the reaction between the dimethyl urea and malonic chloride



by which was obtained dimethyl barbituric acid; from this he obtained by means of nitrous acid, dimethyl violuric acid which gave on reduction dimethyl uramil. A. v. Baeyer had at the same time submitted the unsubstituted compound uramil to the action of cyanic acid, expecting to obtain uric acid by the reaction, and had obtained not that body but a pseudo uric acid, in which the second ring system was not closed. On treating dimethyl uramil with melted oxalic acid Fischer and Ach split off the molecule of water and produced dimethyl uric acid. By the action of phosphorus penta chloride on this compound, they obtained a substance which was also obtained on treating theophyllin, a second alkaloid in tea extract with the same

reagent. Now theophyllin has a methyl group less than caffeine, and, as both on oxidation, yield dimethyl alloxan  $\text{CO} \begin{matrix} \text{N(CH}_3\text{)-CO} \\ \text{N(CH}_3\text{)-CO} \end{matrix} \text{CO}$  it is clear that the third methyl group does not belong to the alloxan ring; so that theophyllin must be represented by formula VI., in which chlorine is replaced by a methyl group.

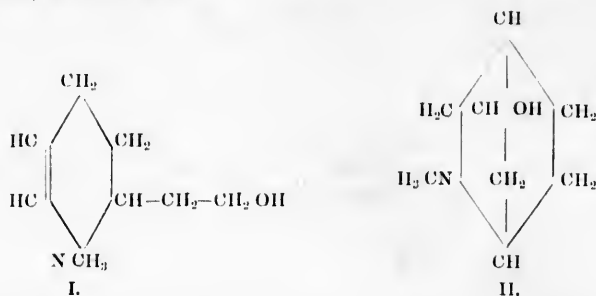
Theophyllin can be changed to caffeine by the action of methyl iodid on its silver salt. This is one of the prettiest examples of a compound being synthesised by purely scientific considerations. The following formulæ show the relation between the different compounds which led up to it:



#### PARTIAL SYNTHESIS.

*Atropin*—The synthesis of atropin has not been a complete one, yet much successful work has been done in this direction since Liebig determined that its formula was  $\text{C}_{17}\text{H}_{23}\text{NO}_3$ . Ladenburg, after Kraut and Lossen had split it into two of its components, tropin and atropaic acid, combined these two to form the alkaloid. Investigating the latter product, he found it had the formula  $\text{C}_6\text{H}_5 \text{CH} \begin{matrix} \text{CH}_3 \text{ OH} \\ \text{CO} \text{ OH} \end{matrix}$  and determined it thus to be  $\alpha$  phenyl hydraerylic acid, and the first synthesis of this acid, starting from acetophenon, was due to these observers working in conjunction with Rügheimer. They treated phenyl methyl ketone with phosphorus penta chloride, obtaining the ketone chloride, this treated with alcohol and potassium cyanide the compound  $\text{C}_6\text{H}_7\text{-C} \begin{matrix} \text{OC}_2\text{H}_5 \\ \text{OH} \\ \text{CN} \end{matrix}$  which on saponification after the well-known method with baryta water yields a saturated acid, atrolactic acid, the äthyl ester of which, with strong sulphuric acid, splits off

ethyl alcohol, giving the unsaturated atropaic acid. By treatment of this with hypochlorous acid, the chlorinated acid is obtained, which on treatment with nascent hydrogen gives tropaic acid. The acid part of atropin having been synthesised, Ladenburg, on the ground of some cleavage products of tropin, has suggested the formula I, which has been changed by Merling, with the consent of many chemists, to formula II.



Although neither of these compounds has as yet been completely synthesised, yet, tropin has been built up again from one of its decomposition products which, according to Merling's formula, must be dihydro benzyl dimethylamin. This latter is a derivation of tropidin methyl ammonium hydrate, which is, in its turn, derived from tropin by dehydration. Now Merling showed that the monocyclic compound, the  $\alpha$  methyl tropin, combined with two molecules of hydrochloric acid to hydrochlor  $\alpha$  methyl tropin hydrochloride, which, with sodium hydrate, gave the base hydrochlor  $\alpha$  methyl tropidin. This changed to tropidin methyl ammonium chloride, which broke up by distillation into tropidin and methyl chloride. The transformation of tropidin into tropin was previously accomplished by Ladenburg.

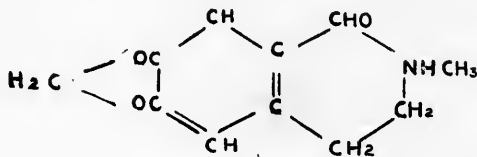
The next alkaloid, which is of great importance medically, is cocaine. This compound bears a close relation structurally with the foregoing as Wilstätter showed, and also with the alkaloid  $\alpha$  tropin found in Javanese coca leaves.

Cocain, on saponification, splits up into ecgonin benzoic acid and methyl alcohol. From this decomposition one may infer that ecgonin contains an acid and a hydroxyl group, of which the latter one is benzoylated and the former methylated in cocaine. Ecgonin is very similar to tropin, and Einhorn has been able from the former body to prepare the latter. By dehydration ecgonin yields an hydro ecgonin which gives off carbon dioxide air on suitable treatment yielding tropidin. The relation between tropin and ecgonin, according to the newer formulae, may be easily seen by comparing the two formulae.



to form a definite opinion as to which is the precise constitutional formula.

The work of Schmidt and Freund has done much to clear up the constitution of hydrastin, the alkaloid of *hydrastis canadensis*, and we may be said now to have a fully formed idea of its constitution. The work which led up to the views of its formula would require a somewhat lengthy statement, which cannot be given here. One of its decomposition products (hydrastinin) has been shown to have the formula



This has been prepared synthetically, but the transformation into hydrastin has not been effected. Neither has the formation of opianic acid been completed, so that these two steps are lacking to the preparation of the original alkaloid itself.

I must mention that much of the data given here are to be found in the admirable work of Scholtz "Die Kunstliche Aufbau der Alkalöide," and those wishing to pursue the subject further will find in it references to the original papers, which contain fuller accounts of the work done in this interesting field.



