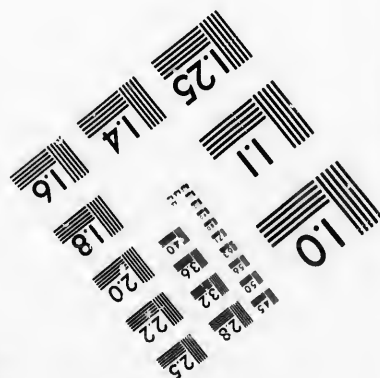




**IMAGE EVALUATION  
TEST TARGET (MT-3)**



**Photographic  
Sciences  
Corporation**

23 WEST MAIN STREET  
WEBSTER, N.Y. 14580  
(716, 872-4503)

**CIHM/ICMH  
Microfiche  
Series.**

**CIHM/ICMH  
Collection de  
microfiches.**



Canadian Institute for Historical Microreproductions / Institut canadien de microreproductions historiques

**© 1986**

Technical and Bibliographic Notes/Notes techniques et bibliographiques

The Institute has attempted to obtain the best original copy available for filming. Features of this copy which may be bibliographically unique, which may alter any of the images in the reproduction, or which may significantly change the usual method of filming, are checked below.

L'Institut a microfilmé le meilleur exemplaire qu'il lui a été possible de se procurer. Les détails de cet exemplaire qui sont peut-être uniques du point de vue bibliographique, qui peuvent modifier une image reproduite, ou qui peuvent exiger une modification dans la méthode normale de filmage sont indiqués ci-dessous.

- |  |  |
|--|--|
| <input type="checkbox"/> Coloured covers/<br>Couverture de couleur   | <input type="checkbox"/> Coloured pages/<br>Pages de couleur   |
| <input type="checkbox"/> Covers damaged/<br>Couverture endommagée  | <input type="checkbox"/> Pages damaged/<br>Pages endommagées   |
| <input type="checkbox"/> Covers restored and/or laminated/<br>Couverture restaurée et/ou pelliculée  | <input type="checkbox"/> Pages restored and/or laminated/<br>Pages restaurées et/ou pelliculées  |
| <input type="checkbox"/> Cover title missing/<br>Le titre de couverture manque   | <input checked="" type="checkbox"/> Pages discoloured, stained or foxed/<br>Pages décolorées, tachetées ou piquées   |
| <input type="checkbox"/> Coloured maps/<br>Cartes géographiques en couleur   | <input type="checkbox"/> Pages detached/<br>Pages détachées  |
| <input type="checkbox"/> Coloured ink (i.e. other than blue or black)/<br>Encre de couleur (i.e. autre que bleue ou noire)   | <input checked="" type="checkbox"/> Showthrough/<br>Transparence   |
| <input type="checkbox"/> Coloured plates and/or illustrations/<br>Planches et/ou illustrations en couleur  | <input type="checkbox"/> Quality of print varies/<br>Qualité inégale de l'impression   |
| <input type="checkbox"/> Bound with other material/<br>Relié avec d'autres documents   | <input type="checkbox"/> Includes supplementary material/<br>Comprend du matériel supplémentaire   |
| <input type="checkbox"/> Tight binding may cause shadows or distortion<br>along interior margin/<br>La reliure serrée peut causer de l'ombre ou de la<br>distorsion le long de la marge intérieure   | <input type="checkbox"/> Only edition available/<br>Seule édition disponible   |
| <input type="checkbox"/> Blank leaves added during restoration may<br>appear within the text. Whenever possible, these<br>have been omitted from filming/<br>Il se peut que certaines pages blanches ajoutées<br>lors d'une restauration apparaissent dans le texte,<br>mais, lorsque cela était possible, ces pages n'ont<br>pas été filmées. | <input type="checkbox"/> Pages wholly or partially obscured by errata<br>slips, tissues, etc., have been refilmed to<br>ensure the best possible image/<br>Les pages totalement ou partiellement<br>obscurcies par un feuillet d'errata, une pelure,<br>etc., ont été filmées à nouveau de façon à<br>obtenir la meilleure image possible. |
| <input type="checkbox"/> Additional comments:/<br>Commentaires supplémentaires:  |  |

This item is filmed at the reduction ratio checked below/  
Ce document est filmé au taux de réduction indiqué ci-dessous.

10X	14X	18X	22X	26X	30X
<input type="checkbox"/>	<input checked="" type="checkbox"/>	<input type="checkbox"/>	<input type="checkbox"/>	<input type="checkbox"/>	<input type="checkbox"/>
12X	16X	20X	24X	28X	32X

The copy filmed here has been reproduced thanks to the generosity of:

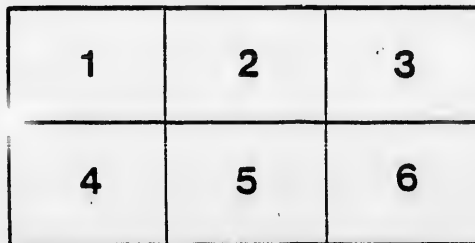
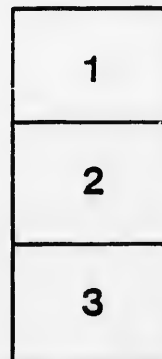
Archives of Ontario  
Toronto

The images appearing here are the best quality possible considering the condition and legibility of the original copy and in keeping with the filming contract specifications.

Original copies in printed paper covers are filmed beginning with the front cover and ending on the last page with a printed or illustrated impression, or the back cover when appropriate. All other original copies are filmed beginning on the first page with a printed or illustrated impression, and ending on the last page with a printed or illustrated impression.

The last recorded frame on each microfiche shall contain the symbol  $\rightarrow$  (meaning "CONTINUED"), or the symbol  $\nabla$  (meaning "END"), whichever applies.

Maps, plates, charts, etc., may be filmed at different reduction ratios. Those too large to be entirely included in one exposure are filmed beginning in the upper left hand corner, left to right and top to bottom, as many frames as required. The following diagrams illustrate the method:



L'exemplaire filmé fut reproduit grâce à la générosité de:

Archives of Ontario  
Toronto


Les images suivantes ont été reproduites avec le plus grand soin, compte tenu de la condition et de la netteté de l'exemplaire filmé, et en conformité avec les conditions du contrat de filmage.

Les exemplaires originaux dont la couverture en papier est imprimée sont filmés en commençant par le premier plat et en terminant soit par la dernière page qui comporte une empreinte d'impression ou d'illustration, soit par le second plat, selon le cas. Tous les autres exemplaires originaux sont filmés en commençant par la première page qui comporte une empreinte d'impression ou d'illustration et en terminant par la dernière page qui comporte une telle empreinte.

Un des symboles suivants apparaîtra sur la dernière image de chaque microfiche, selon le cas: le symbole  $\rightarrow$  signifie "A SUIVRE", le symbole  $\nabla$  signifie "FIN".

Les cartes, planches, tableaux, etc., peuvent être filmés à des taux de réduction différents. Lorsque le document est trop grand pour être reproduit en un seul cliché, il est filmé à partir de l'angle supérieur gauche, de gauche à droite, et de haut en bas, en prenant le nombre d'images nécessaire. Les diagrammes suivants illustrent la méthode.


errata  
to  
e pelure,  
on à



STANDING ORDERS  
OF THE  
2ND BATTALION ACTIVE MILITIA  
THE  
QUEEN'S OWN RIFLES  
OF CANADA



TORONTO:  
THE BROWN BROS., LTD.  
1894.



HEADQUARTERS,

TORONTO, *Mar. 28, 1894.*

REGIMENTAL ORDERS.

*The Standing Orders of the Regiment are this day published for the information of all concerned.*

*All former Standing Orders are cancelled.*

*By order,*

M. S. MERCER, Capt.,  
*Adjutant.*



# LIST OF OFFICERS.

JANUARY 1st, 1894.

*Lieut.-Col.*

R. B. HAMILTON.

*Paymaster :*

A. B. LEE, *N. W.*

*Majors :*

J. M. DELAMERE, *N. W.*  
VILLIERS SANKEY.

*Adjutant :*

M. S. MERCER

*Quarter-master :*

J. R. HEAKES, *N. W.*

*Surgeon :*

JOS. W. LESSLIE, M.D., *N. W.*

*Asst.-Surgeon :*

WM. NATTRESS, M.D., *N. W.*

*Captains :*

H. M. PELLATT, Br. M.

JNO. A. MURRAY, Br. M.

JAMES C. MCGEE, *N. W.*

W. G. MUTTON, *F.—N. W.*

BOYCE THOMPSON

PERCY L. MASON

E. F. GÜNTHER, *N. W.*

J. H. KNIFTON

M. S. MERCER, Adjt.

C. C. BENNETT

R. RENNIE

*Lieutenants :*

A. G. PEUCHEN

THEO. COLEMAN

T. D. D. LLWYD

J. F. CREAN, *N. W.*

H. F. WYATT

R. C. LEVESCONTE

A. F. MATHESON

J. G. BURNHAM

S. Y. BALDWIN

R. K. BARKER

*2<sup>nd</sup> Lieutenants :*

J. B. MILLER

S. A. C. GREENE

J. M. DAVISON

A. D. CROOKS

L. L. PALMER

P. WHITE

W. G. MITCHELL

E. P. MCNEILL

W. A. GILMOUR

G. C. ROYCE

## FORMATION OF THE REGIMENT.

---

In the year 1856 several Volunteer Rifle Companies were raised in Toronto, which, while regularly drilled, were separate, distinct and independent organizations, under the control of the Inspecting Field Officer of the Province, until the beginning of 1860, when the late Colonel Geo. T. Denison, the senior militia officer of the district, proposed to the Government the formation of a battalion from the several city companies. To this they at once assented. A meeting of the officers was called, including those of the Barrie and Brampton Companies, as there were at the time only four efficient companies in the city, and six were necessary for a battalion ; and, on submitting the project, the feeling was found to be so unanimous in its favor that on the 26th of April, 1860, the following companies were gazetted as the 2nd Battalion Volunteer Militia Rifles of Canada :

GAZETTED.	COMPANY DESIGNATION.	NO. IN BATT.	CAPTAIN.
27 Dec., 1855.	Rifle Company, Barrie*.....	1	Wm. S. Durie.
20 Mar., 1856.	1st Rifle Company, Toronto	2	Geo. Brooke.
20 Mar., 1856.	3rd " " "	3	John Nickinson.
18 Sept., 1856.	Highland Rifle Co., Toronto	4	Alex. M. Smith.
13 Nov., 1856.	Foot Artillery Co., Toronto	5	Henry Goodwin.
31 Mar., 1858.	Highland Rifle Co., Whitby†	6	James Wallace.

\*Now No. 1 Co., 35th Battalion. †Now No. 1 Co., 34th Battalion.

The Brampton Company, though originally intended as part of the Battalion, was for some reason exchanged for the Whitby Company.

The Field Officers and Staff appointed were :

*Lieut.-Colonel*... Captain and Brevet Lieut.-Col. Durie, from No. 1 Co.  
*Majors*..... { Captain Brooke, from No. 2 Company.  
                   { Captain Smith, from No. 4 Company.  
*Pay-Master*..... Major R. B. Denison, from unattached list.  
*Adjutant*..... Captain Goodwin, from No. 5 Company.  
*Quarter-Master* Captain and Brevet-Major Nickinson, from No. 3 Co.  
*Surgeon*..... Jas. Thorburn, M.D., from late 4th Rifle Co., Toronto.  
*Asst.-Surgeon*... Frank Bull, M. D.

In the latter part of 1861 and beginning of 1862, other independent companies were organized in the city, some of which were immediately added to the strength of the battalion, viz. : Capt. Latham's Company, as No. 7 ; Capt. Murray's "2nd Merchant's," as No. 8 Company; and "Trinity College" Company, as No. 9 ; whilst others did not join until the 21st Nov., 1862, when the corps was increased to a strength of ten companies, the Barrie and Whitby companies again becoming independent, and Captain Latham's Company being transferred to the "10th Royals," of Toronto. The Regiment was then made up of the following companies, as by the *Gazette* of the above date :

No. 1.	Capt. D. G. McDonald.....	No. 2 Co., in original formation.
2.	" James Smith. ....	3 " " "
3.	" Peter Paterson.....	5 " " "
4.	" W. R. Harris.....	" 1st Merchants" Company.
5.	" Wm. Murray.....	" 2nd Merchants" "
6.	" L. W. Ord.....	" Victoria Rifles."
7.	" Robt. Spence.....	" Civil Service Rifles."
8.	" R. B. Denison.....	" Trinity College Rifles."
9.	" Hy. Croft.....	" University College Rifles."
10.	" A. T. Fulton.....	No. 4 Co., in original formation.

On 18th March, 1863, permission was given to adopt the title of "The Queen's Own Rifles, of Toronto," which, on 13th January, 1882, was amended by the substitution of the words "of Canada" for "of Toronto."


The Regimental badge and belt ornaments were also adopted in March, 1863, and worn without change until 6th October, 1875, when a black enamelled cross for Officers and a scarlet one for Sergeants was substituted on the latter for silver and bronze respectively.

On the 7th Feb., 1879, the badge and ornaments were gazetted as special to the Regiment.

The Regiment was one of the first to re-enrol under the Militia Act of 1868, all the companies save No. 10 or "Highland" Company signing the new service rolls, thus leaving only nine companies in the corps.

In April, 1872, the original designation of many of the companies, which had been more or less used since their formation, was abolished by regimental order, and the letters A, B, C, D, E, F, G, H, I and K were substituted for the numbers.

A second company from the University was formed and gazetted on 22nd March, 1872, to replace the Highland or No. 10 Company under the letter K, but, becoming disorganized in December, 1876, the original company from that institution took the letter, and a company composed of the students of the Toronto School of Medicine was enrolled in 1877 as "I" Co., the *personnel* of which, however, was again changed in March, 1880, to men entirely from the city. In February, 1893, the headquarters of "K" Company were transferred from University College to the Drill Shed.



STANDING ORDERS  
OF  
THE QUEEN'S OWN RIFLES,  
OF CANADA.

---

**Appointment of Officers.**

1. Recommendations for appointment of Officers shall be made from among the Non-Commissioned Officers and men of the Regiment, except in the case of transfer from another corps. Recommendation.

**Honorary Members.**

2. Officers retiring from the Regiment with their rank, or gentlemen to whom the Regiment may desire to pay the compliment, may be elected Honorary Members of the mess on the vote of a two-thirds majority of the Officers present at any regular meeting. Qualification.

**Funds.**

3. Officers shall contribute to the expenses of the Band, Mess, etc., such amounts as may from time to time be agreed upon among themselves. Officers.

**Meetings.**

4. The Officers shall meet quarterly on the third Wednesday in January, April, July and October, at any of which meetings matters not provided for in the Militia Regulations, may be brought forward, and points at issue decided by a majority of those present. Quarterly.

Annual. 5. The January Meeting shall be the Annual Meeting, and thereat a statement of the Officers' and other Regimental Funds shall be presented, together with the Reports of the Committees.

6. The following order of business shall be observed at these meetings :—

Order of Business. Minutes of previous meetings read and confirmed, or otherwise.

Business arising from minutes.

Reports received.

Notices of motion.

General business.

Special. 7. Special Meetings of the Officers may be called, on a requisition signed by any three Captains and addressed to the Commanding Officer, specifying the object for which such meeting is desired, and to the discussion of which the meeting, when called, shall strictly confine itself. Three days' previous notice of such meetings must be given to each Officer. The Commanding Officer may at any time call the Officers together for the consideration of matters affecting the welfare of the Regiment.

Chairman. 8. The Senior Combatant Officer present shall preside at all meetings.

### Committees.

9. There shall be four Standing Committees appointed at the Officers' Annual Meeting, viz., Finance, Band, Rifle and Mess.

Finance. 10. The Finance Committee shall consist of three officers, the president being a Field Officer or Captain. It shall have supervision over the Officers' Fund, and order such disbursements as may be necessary. There shall be elected annually a Secretary-Treasurer who shall receive all subscriptions and funds that may accrue, for which he shall be accountable to the Finance Committee, and make disbursements therefrom

under their direction. He shall keep a regular account of the Officers' Fund, submitting the same properly audited at the Officers' Annual Meeting. The funds to be deposited in such Bank as the Finance Committee may direct, in the names of the Commanding Officer, the Chairman, and the Secretary-Treasurer. All cheques to be signed by the latter, and counter-signed by one of the former.

11. The Band Committee shall consist of three Officers. It shall have supervision of the expenditure, music, and equipment of the Bands. Band.

12. The Rifle Committee shall consist of three Officers, and have charge of Rifle Matches and Rifle Practice. Rifle.

13. The Mess Committee shall consist of three Officers, the President being a Field Officer or a Captain. Mess.

14. Committees for special purposes may be appointed when found necessary, but no committee shall render the officers liable for any greater amount than is authorized. Special.

15. Each Committee other than the Finance Committee, shall at the annual meeting submit an estimate of the probable expenditure for the coming year. Estimates.

16. The Commanding Officer shall be *ex officio* a member of all Committees.

#### Officers' Mess.

17. An Officers' Mess shall be established, of which every Officer shall become a member, subscribing thereto such sums as may from time to time be mutually agreed upon. Funds.

18. The Mess Committee shall govern the mess according to regulation. Management.

#### Sergeants' Mess.

19. There shall be a Sergeants' Mess, over which the Officer Commanding will exercise a constant



supervision. It will be conducted according to regulation, with strict economy, regularity and order.

### Company Messes.

20. Company, Band or Bugler messes may be formed, subject to the approval of the Commanding Officer, upon the same principles as the Sergeants' mess.

### Dress Regulations for Officers.

Every Officer, on appointment, shall at once provide himself with the uniform prescribed below, subject to such changes as may from time to time be made.

The Majors are responsible for the dress of the Officers, and must at once check such as are improperly dressed, or whose dress may be at variance with these Regulations.

Badge.

21. The Badge of the Regiment shall be a Maple Leaf, on which is a scroll or garter clasped with a buckle, bearing the legend, "Queen's Own Rifles of Canada," and the Motto, "*In pace paratus*," encircling the figure "2," and surmounted by the Imperial Crown.

Tunic.

22. Black cloth, edged all round, except the collar, with black square cord. Scarlet cloth collar and cuffs, the collar edged top and bottom with  $\frac{1}{2}$  inch lace and a tracing of black braid inside for Lieutenants; the top only edged with  $\frac{1}{2}$  inch lace for Captains and Field Officers; the cuffs pointed, and ornamented as described below according to rank. The skirt rounded off in front, closed behind and lined with black. On each side of the breast, 5 loops of black square cord, with netted caps and drops, fastening with black olivets. On each back seam, a line of the same cord, forming 3 eyes at the top, passing under a netted cap at the waist, below which it is doubled, and ending in an Austrian knot reaching to the bottom of the skirt. Shoulder-straps of black chain gimp, with small netted button at top. Badges of rank in bronze metal.

23. *Field Officers* have figured braiding below the lace on the collar, and  $1\frac{1}{2}$  inch black lace round the top of the cuff, with figured braiding above and below the lace, extending to 11 inches from the bottom of the cuff. Distinctions  
of Rank.

*Captains* have a row of braided double eyes, below the lace on the collar, and an Austrian knot of black square cord on the sleeve, with a tracing of braided double eyes all round it, extending to 8 inches from the bottom of the cuff.

*Lieutenants* have a tracing of plain braid only inside the lace on the collar, and an Austrian knot on the sleeve, with a tracing of plain braid round it, extending to 7 inches only from the bottom of the cuff.

24. Black mohair.

Braid.

25. Bronze, with the figure 2 in the centre, and the designation "Queen's Own Rifles of Canada," encircling it. Buttons.

26. (a). Dress, black cloth with 2 inch braid down the side seams. Trowsers.

(b). Undress, rifle green serge with stripes, as on the dress trowsers.

(c). Pantaloons for mounted duties, black whip-cord or cavalry doeskin and stripes as for trowsers.

27. Black lambskin, 5 inches high in front and  $7\frac{1}{2}$  inches at the back; the top  $6\frac{1}{2}$  inches long and 6 inches wide, covered with rifle green cloth; at the top, in front, an oval black silk cord cockade, relieved with scarlet, 2 inches deep and  $1\frac{1}{2}$  inches wide, with small bronze crown in centre; bronze chain  $\frac{1}{2}$  inch wide, on scarlet morocco leather, and lined with black velvet, with bronze rose fastenings at the sides, and a hook at the top, on the right. The Regimental Badge, bronze, with silver numeral, to be worn in front, point of stem 1 inch above the lower edge. Busby.

- Plume. 28. Black goat's hair, 6 inches high from the top of the Busby, with small scarlet feathers at the bottom, an inch high from the top of the bronze socket.
- Cap Line. 29. A double black silk cord passing round the cap, hooked up in front, and at the sides and back, and curved downwards between the hooks, with slides on the pendant part and acorn ends.
- Helmet. 30. White cork, covered with white canvas in six seams, bound with buff leather at the bottom ; above the peak and going round the helmet, a buff leather band, 1 inch wide, stitched top and bottom. The head-piece let in with zigzag ventilator, back peak to centre of crown  $10\frac{3}{4}$  inches, side to centre of crown 9 inches, bronze side-hooks and curb-chain chin-strap, the links  $\frac{5}{8}$  inch wide, on scarlet morocco leather, and lined with black velvet. At top of helmet a bronze collet, riveted on to a bronze collar,  $\frac{3}{8}$  inch wide, to receive spike and base, which are of bronze ; a zinc button covered with white canvas is worn on all occasions when the spike is not used.
- Ornaments  
on  
Crossbelt. 31. The ornaments shall be as follows :
- (a). On the left breast a lion's face, in high relief, on a plate within a conventional foliated wreath, or raised border. Diameter over all, 2 inches.
- (b). Pendant from the lion's jaws, a double chain, to hang two inches below the edge of the belt, of plain, circular links, of  $\frac{1}{8}$  inch in diameter, with a whistle thereto attached.
- (c). A whistle case affixed to the belt below the right breast, octagonal and tapering in shape, each of the eight sides ornamented at the top and also at the foot with an oak leaf (conventional), the whole ornamented or encircled at the top and also at the foot with a wreath or raised border of oak leaves, and

ending at the foot in an acorn. The length from the top or ring of the whistle to the foot of the case  $3\frac{1}{2}$  inches.

(d). The centre ornament on a plate between two wreaths of maple leaves in orle, conjoined in base, a maltese cross of black enamel, fimbriated; between the respective limbs of the cross four lioncels, *passant*, *guardant*; charged upon the cross, a plate of black enamel inscribed with the figure "2," within a border also of black enamel and fimbriated, inscribed with the words "Queen's Own Rifles of Canada." Over all, the Imperial Crown of England, resting upon a *soutien* or supporting tablet. Breadth of ornament, 3 inches; height,  $3\frac{3}{4}$  inches.

32. Half-basket hilt and back-piece of steel, with device of bugle and crown, black fish-skin grip, bound with silver wire, slightly curved blade, grooved and spear-pointed. Full size—Blade 35 inches long and inch wide at shoulder; extreme length, including the hilt, 41 inches; weight, without scabbard, 2 lbs. Second size—Blade 33 inches long and an inch wide at the shoulder; extreme length, including hilt,  $38\frac{1}{2}$  inches; weight, without scabbard, 1 lb. 12 ozs. Sword.

33. Steel. Scabbard.

34. Black leather cord with acorn ends. Sword  
Knot.

35. Black goat skin,  $1\frac{1}{2}$  inches wide, with slings 1 inch wide, snake clasps and silver mountings; to be worn under the tunic and patrol jackets. Sword Belt

36. Black goat skin,  $3\frac{1}{4}$  inches wide, with silver regimental plate, whistle and chain. Pouch Belt.

Pouch-belts are to be worn under the shoulder-strap; the pouch to rest in the centre of the back; the centre plate in the centre of the breast.

37. Black patent leather, to hold a field glass, with silver bugle, figure 2 in centre, surmounted by a crown. Binocular  
Case.

38. Black patent leather; 3 slings of goat skin  $\frac{3}{4}$  inch wide, device on flap, a silver monogram Q.O R. Sabre-  
tache.

39. Black leather stitched with scarlet for parades, white kid for balls, levees, etc. Gloves.

Patrol  
Jacket.

40. Rifle green serge, scarlet cloth collar, the jacket to be edged all round including collar with 1 inch braid up the vents and along the back seams. Fine loops of inch mohair braid, at equal distances, down the front at each side ; the top loops extend to the shoulder seams, and the bottom to 4 inches, the cuffs pointed with inch mohair braid to 5 inches from the bottom of cuff, 1 outside breast pocket on each side, let in between the loops. Fastened with hooks and eyes in front, black lining. The shoulder-straps of the same material as jacket, edged with  $\frac{1}{2}$  inch braid, except at the base, a black netted button at the top, badges of rank in bronze metal, the collar seam covered with tracing braid.

Patrol  
Jacket  
Field  
Service  
Pattern.

41. Rifle green serge, rounded in front, stand up collar with hook and eye, scarlet piping on the seam, cuffs pointed. A body seam on each side, five regimental buttons in front, 2 breast pockets in each side with flaps, shoulder straps of same material as jacket with small bronze button at top, badges of rank in bronze metal.

Mess  
Jacket.

42. Black cloth, scarlet cloth collar and cuffs, 1 inch mohair braid all round the body, forming barrels at bottom of back seams. Back seams trimmed with a double row of  $\frac{1}{4}$  inch braid, forming a crow's foot at the top, and finishing over the barrels at the bottom ; pockets trimmed with  $\frac{1}{4}$  inch braid, forming a crow's foot at each end and centre. Five waved loops of square cord in front, with four rows of olivets, two on each loop. Pointed cuffs of inch mohair braid, with figured tracing of black Russia braid. Mohair braid  $\frac{1}{2}$  inch wide all round the collar and figured tracing in centre ; shoulder straps and badges of rank as for tunic.

Mess  
Waistcoat.

43. Black cloth, single-breasted, no collar, open half way down. Hooks and eyes,  $\frac{1}{2}$  inch braid on edges, with  $\frac{1}{4}$  inch braid down the front, 1 inch from the edge. Scarlet cloth between the two braids with rows of eyes of black Russia braid down front edge on

the scarlet cloth. Pockets trimmed with  $\frac{1}{4}$  inch braid, forming a crow's foot at each end, edged all round with scarlet cloth.

44. Black cloth of special pattern, ornamented in front with a scarlet cord boss, the Regimental Badge in silver, placed on the left side  $2\frac{1}{2}$  inches from the front. Forage Cap.

45. Gray melton cloth, double-breasted, to reach within a foot of the ground. Stand and fall collar,  $4\frac{1}{2}$  inches deep, with a fly to cover the band of the cape when buttoned on. Loose round cuffs, 6 inches deep, 2 pockets with flaps at the waist in front, 2 openings behind, at the side seams, with pointed flaps 11 inches long; a pocket inside the left breast, a slit in the left side for the hilt of sword to pass through, an opening behind, 19 inches long, with a fly, 2 rows of regimental buttons down the front, 6 in each row, the top buttons 6 inches apart, the bottom ones 4 inches; 3 buttons on each skirt-flap, 4 small buttons at the opening behind, and 5 flat buttons under the fly at the collar. A cloth back-strap, attached to the top button of the skirt-flap to confine the coat at the waist; 2 hooks and eyes to the collar. Shoulder-straps on the coat, of the same material as the garment, badges of rank in bronze metal. Cape of the same material as the coat, and long enough to cover the knuckles; 4 small buttons in front, to fasten at the neck with bronze metal rose hook and chain. Great Coat and Cape.

In the case of Mounted Officers, for whom the above pattern of coat is authorized, the following modifications will be made:—The opening of the coat behind will be long enough to reach to the cantle of the saddle, and a gusset will be introduced commencing at the top of the slit and extending downwards to about 24 inches, with about 19 inches width at the bottom. A tab with button hole at the bottom of the gusset to close it when the coat is worn on foot. A small pocket with a flap at the back of the left sleeve. On the inside of each skirt a cloth band with button

to secure the skirts over the knees when the coat is worn on mounted duties. The four buttons at the opening behind are omitted. The coat to reach to the ankles when worn on foot.

- Boots. 46. Officers when on mounted duties wear knee-boots, which must in regard to shape be in accordance with the sealed pattern, but the height will depend upon the length and the relative height of the calf. The boot, which is sloped down at the back, should reach in front to about 4 inches from the top of the knee and at the back just to the top of the calf. Officers when not mounted, wear Wellington or ankle boots; when leggings are worn on parade, by officers, a broad, heavy soled, laced walking boot shall be worn.
- Leggings. 47. Black leather, 8 inches high behind; arched over instep, to 6 inches high in front, 3 straps and buckles to fasten on outside.
- Spurs. 48. With knee-boots, steel straight-necked spurs fastened with straps and buckles; with Wellington boots steel box-spurs will be worn.
- Straps. 49. Whenever spurs are worn with trowsers, straps are to be worn also.

#### HORSE FURNITURE.

- Saddle. 50. Hunting saddle with black leather crupper.
- Shabraque. 51. Black lambskin, 3 feet 4 inches in length; 1 foot 9 inches deep in front, and 12 inches behind, with rounded corners in front and rear, covering saddle and wallets; scarlet cloth edging 1 inch deep; moleskin lining; black leather seat.
- Wallets. 52. Black leather, pocket shape; black patent leather cover (for undress), with silver studs.
- Bridle and Breast Plate 53. Black leather, the head-stall lined with scarlet cloth, with scalloped edges, silver whole buckles and silver bit bosses, having bugle in centre, enclosing figure 2 encircled with the designation "Queen's Own Rifles of Canada."
- Plume. 54. Black and scarlet horse-hair, 18 inches long, with silver ball socket.
- Head Chain. 55. Bright steel with swivel rings and spring lock.
- Girths. 56. Green.

## Dress Regulations for Non-Commissioned Officers and Men.

57. The uniform of Non-Commissioned Officers and men shall be as follows: Uniform.

58. As issued by the Militia Department. Sergeants shall wear an Austrian knot of square cord in place of the braid on the cuffs; the shoulder straps having the letters Q. O. R. worked in scarlet worsted. The Band and Buglers wear "wings" on the shoulder, of a regimental pattern; with the latter, the arm and back seams are piped with green and scarlet Bugler's cord, and for the bands-men with scarlet cloth. Staff Sergeants' Tunics shall be frogged similar to a subaltern officer's, having the shoulder strap in place of the cord. Tunic.

59. Staff-Sergeants shall wear for undress a serge patrol jacket similar to the officers, but without the loops in the front. Patrol Jacket.

60. Government issue with  $\frac{1}{4}$  inch scarlet stripe; Rifle green cloth for Staff-Sergeants with full uniform, serge with undress. Trowsers.

Tunics and trowsers must be made to fit as close as the free action of the limbs will allow, necessary alterations being at the expense of the wearer, and strictly in accordance with regimental patterns.

61. Black cloth, scarlet cloth collar, square in front, inch mohair braid all round the body, cuffs pointed with inch mohair braid to extend six inches from the bottom of the cuff, the inch lace to be edged with scarlet tracing braid top and bottom, forming a crow's foot at the top and an eye at the angle at the bottom, the collar edged all round with half inch lace traced side with braid forming an eye at each bottom corner in front, black lining, shoulder-cords of twisted black cord fastening with a netted ball button, the jacket to fasten with hooks and eyes. S. S. and Sergeants' Mess Jacket.

62. Black cloth, single-breasted, without collar, opening half way down, edged with half-inch mohair braid, showing a narrow edging of scarlet cloth on waistcoat. S. S. and Sergeants' Mess Waistcoat.



each side of braid, the pockets edged with tracing braid on scarlet cloth, forming a crow's foot and eye at each end, and a crow's foot in the centre.

S. S. and  
Sergeants'  
Mess  
Trowsers.

63. Black cloth with inch mohair braid down the side seams.

S. S. and  
Sergeants'  
Serge  
Jacket.

64. Rifle green serge, fastening with 5 small Canada Militia buttons in front, shoulder-straps of same material as jacket, fastening with button, and the letters Q. O. R. embroidered on in scarlet worsted.

65. Colour Sergeants shall wear a Sergeant's Crown of regimental pattern in the angle of chevrons or Mess and Serge Jackets; service, attendance or efficiency badges shall not be worn on either of these garments.

Uniform is never to be worn except for Regimental purposes, unless by permission of the Commanding Officer.

Helmet.

66. White cork, covered with white canvas in six seams, bound with buff leather at the bottom; above the peak and going round the helmet, a canvas band, 1 inch wide, stitched top and bottom. The headpiece let in with zigzag ventilator, back peak to centre of crown  $10\frac{3}{4}$  inches, side to centre of crown 9 inches, bronze sidehooks and curb chain chin-strap, the links  $\frac{5}{8}$  inch wide, on scarlet morocco leather and lined with white leather. At top of helmet a bronze collet, riveted on to a bronze collar,  $\frac{3}{8}$  inch wide, to receive spike and base, which are of bronze; a zinc button covered with white canvas is worn on all occasions when the spike is not used.

Busby.

67. Black sealskin, according to pattern, with Regimental Badge (bronze), in front, bronze chain on a scarlet leather ground; for sergeants, a black netted button above the badge, with scarlet worsted embroidered Maltese cross.

Must be worn perfectly straight upon the head, the lower edge to rest on the eyebrows.

Leggings.

68. Black leather, 8 inches high behind; arched over instep, to 5 inches high in front; 3 straps and buckles to fasten on outside.

The trowsers to fall two inches over the top. Worn in wet or muddy weather with all orders of dress, but not when off duty.

69. For Staff-Sergeants, same as Officers. Sword and  
Sword Belt.
70. Staff and Company Sergeants shall wear a cross-belt with ornaments similar to those of an Officer, except that the latter shall be bronze with scarlet enamel cross. They are worn in a similar manner to the Officers', and shall be procured at the expense of the wearer. Sergeants'  
Cross-belts.
71. Government pattern. Pouch.
72. Government pattern, snake fastening. Waist belts  
and frogs.  
Waist-belts should be worn so tight that they can be distinctly felt by the wearer; the snake to be permanently attached to the adjusting end of the belt, and so placed that when fastening it hooks upwards - the adjusting end to be worn on the right side. The frog is worn at left side just behind the hip.
73. Government pattern. Haversacks.  
Are worn on the right shoulder under the shoulder strap. When in use they will hang over the sword, the top immediately below the hilt. When empty they will be rolled up, and rest inside the hilt of the sword on the frog.
74. Government pattern. Knapsacks.  
Worn so that the top is in line with the bottom of the collar of the tunic - the great coat and canteen straps to buckle upwards, resting immediately below the outer top edges of the pack and canteen respectively, the ends being curled inwards - the pack straps fastened over the shoulder straps.
75. Government pattern. Water  
Bottles  
Worn over the left shoulder and right hip, but under the shoulder strap, the mouth being just below the lower edge of the waist belt.
76. Government pattern. Great Coats  
Shall be folded for the knapsack to a size of 13 inches deep and 15 inches wide. When worn on parade the back strap must be taken off and the coat drawn in closely in two folds, turning outwards, forming a plait of eight inches.
77. Waistbelts, straps or slings are not upon any account to be cut or altered. If they cannot be made to fit by the ordinary means they must be returned to the store for exchange, or for alteration by a competent mechanic. Fitting.
78. Varnish, jet, or any substance with a brittle surface must not be used in the cleaning of belts. Harris' Composition or common blacking only will be allowed. Cleaning.

## Orders of Dress.

Officers and men are particularly cautioned against the unsoldierly habit of appearing in public, when coming to or returning from parade, or any occasion when they may be in uniform apart from the Regiment, with tunics, serges or great coats unbuttoned. Non-Commissioned Officers and men shall invariably wear the waist-belt when in uniform, except on fatigue duty.

No medals, save those given for actual service, meritorious conduct, or saving of life, shall be worn by either officers or men.

Watch chains or trinkets shall not be visible in uniform. When Full Dress Uniform is worn at balls, levees and entertainments white cuffs will be worn.

### OFFICERS.

Review  
Order.

79. Full dress ; horse furniture, for mounted officers, complete.

### NON-COMMISSIONED OFFICERS AND MEN.

Tunic, busby or helmet, black woolen or cotton gloves, and pouch.

### OFFICERS.

Field Day  
Order.

80. Serge uniform and forage cap. Horse furniture for mounted officers same as Review order, without shabraques ; wallets with covers.

### NON-COMMISSIONED OFFICERS AND MEN.

Serges, if issued ; otherwise cloth tunics, forage caps and pouches.

### OFFICERS.

Marching  
Order.

81. Same as Review Order, with watch coats folded and carried, with straps, same as knapsack, or rolled across the right shoulder. Mounted Officers, watch coats rolled and strapped across the saddle, over the holsters and under shabraque.

### NON-COMMISSIONED OFFICERS AND MEN.

Same as Review Order, with complete kit and equipment. The great-coat to be folded on the back of the knapsack, with the forage cap, badge outwards, between the coat straps on the back. Gloves will not be worn.

The following order in dressing for "Marching Order" is to be observed:

Haversack and water bottle *under* shoulder straps but *over* waist-belt, then button shoulder straps and put on knapsack *over all*.

## OFFICERS.

82. Same as Field-day Order.

Drill Order.

## NON-COMMISSIONED OFFICERS AND MEN.

Same as on Field-day Order, but without pouches for rank and file.

## OFFICERS.

83. Shell jacket and waistcoat, cloth trowsers, Mess Order black neck-tie. Officers on duty will wear pouch-belt, with jacket hooked up at mess, and appear in the ante-room with swords.

## OFFICERS.

84. Same as Review Order.

Divine  
Service  
Order

## NON-COMMISSIONED OFFICERS AND MEN.

Same as Review Order, without pouches for rank and file.

**Enrolment.**

85. No man shall be eligible for enrolment in the Regiment who belongs to another corps, or who is under the age of 18 or over the age of 45, or who is under 5 feet 7 inches in height, or not physically sound, or not vouched for as of good character. Qualifica-  
tion.

86. On a man presenting himself for enrolment, he shall first be brought before the Adjutant, who shall ascertain whether he is up to the required standard; if passed, an attestation form shall be filled up, giving the recruit's name in full, and address, height, age, and calling, signed by an Officer of the Company he desires to join, and left on file in the orderly room. Examina-  
tion.

87. The recruit will then be instructed to attend the Recruit Class, until the Adjutant deems him fit for his Company. Drill.

88. When passed the Recruit Class, he will be attested by the Commanding Officer, and sign the Service Roll, the date of the same being filled in on the attestation form. Attestation.

89. The Adjutant will give him a certificate to the Officer commanding his Company that he has passed, Posting.

and can now be served with uniform and will be permitted to drill with his Company. The recruit shall then be taken on the strength of the Regiment and posted to his Company in Orders.

### Re-engagement and Re-enrolment.

Re-enrolment.

90. Non-Commissioned Officers and men who have completed their term of service and desire to re-engage must be re-attested, and no Non-Commissioned Officer or man who has been discharged before the expiration of his term of service shall be re-enrolled until a record of his former service has been attached to his attestation form, signed by the Officer commanding the Company in which he formerly served.

### Discharge or Transfer.

Discharge or Transfer.

91. No Non-Commissioned Officer or man shall be given a discharge till he has completed his term of service, but in order to provide for the varying conditions of the men in respect to their civil employments, the Commanding Officer may grant to any well conducted Non-Commissioned Officer or man a certificate of service, if good reasons are given for his desiring the same, and may put his name in orders as struck off the strength of the Regiment.

Transfer.

92. When a transfer is made from one Company to another in the Regiment, the consent of the Officer commanding the Company to which he is attached and of that to which he is to be transferred must first be obtained, and also the sanction of the Commanding Officer. The transfer will be announced in Orders, as soon as the clothing, etc., of the man has been returned to his old Company, or, if he be allowed to retain it, a suit equally good is turned over.

### Appointment and Promotion of Non-Commissioned Officers.

Recommendation.

93. In the appointment and promotion of Non-Commissioned Officers the Commanding Officer shall exercise the power of confirming them or otherwise, Officers commanding companies or Staff Officers first having made the recommendation.

94. Men recommended for promotion must have obtained certificates of qualification from one of the Royal Schools of Infantry, or from the Regimental Non-Commissioned Officers' Class. Qualification.

### Band and Buglers.

95. The Band Committee shall also decide upon what public or private engagements the Band shall accept, and regulate at all times the tariff of charges for such engagements. In all public notices of entertainments or the like, when it is announced that the Band of the Regiment will play, such announcement shall be preceded by the words: "By permission of the Officers of the Regiment." Engagements.

96. The "Regimental March" shall be the Regimental March of "The Buffs," for the use of which permission has been kindly given by the Colonel of that regiment; and for quarter column "Old Ninety-Five." Regimental March.

### Pioneers.

97. The Pioneer Corps shall consist of one man from each Company, and shall be under the charge of a Non-Commissioned Officer.

### Rank Badges.

All rank badges shall be procured at the expense of the wearer.

98. Chevrons shall be worn on both arms by all Non-Commissioned Officers, each stripe being  $\frac{1}{2}$  inch black braid on a scarlet cloth ground, shewing  $\frac{1}{8}$  inch light between and on the edges. Chevrons.

With tunics, all three bar chevrons and under shall be worn on the upper arm, the point being one inch above the elbow; four bar chevrons, between wrist and elbow with points upward.

With great-coats and serges, Staff-Sergeants shall wear them with points up between wrist and elbow; others on the wrist with points down.

99. The several ranks are entitled to chevrons and badges as under: Badges.

<i>Pioneers</i> .....	{	Crossed axes, in scarlet worsted, on both arms, two inches above the elbow.
<i>Corporals</i> .....		Two stripes.

*Sergeants* ..... Three.  
*Pioneer*  
*Serg't or Corp.* { Crossed axes, worked in scarlet worsted, or both  
 arms, above the stripes.  
*Col.-Sergeant..* { On right arm, badge of Crossed Swords and Crown,  
 surrounded with a wreath worked in scarlet and  
 black silk, with one stripe underneath, and on left  
 arm three stripes.  
*Orderly Room Clerk.....* }  
*Armourer-Sergeant .....* } Three stripes.  
*Hospital Sergeant.....* }  
*Paymaster-Sergeant.....* }  
*Bugle-Major.....* Four stripes & Crossed Bugles  
*Sgt. Instr. in Musketry. " " " Rifles.*  
*Quarter-Master Sergt.. " " & 8 pointed star.*  
*Bandmaster.....* a I yrc.  
*Sergeant-Major ....* a Crown.  
*Staff-Sergeants'* distinctive badges shall be in black silk relieved with  
 scarlet, worn on both arms.

### Merit Badges.

General Regulations 100. Distinctive badges may be awarded Non-Com-  
 missioned Officers and men for Good Service, Marks-  
 manship and Attendance. The winners of the Good  
 Service and Marksmanship badges must have per-  
 formed at least 60 per cent. of the Regimental drills,  
 and the winners of the Attendance badges at least 90  
 per cent. of the Regimental Drills. These badges  
 shall be first issued at the expense of the Regiment,  
 but in case of their becoming worn out or lost, they  
 must be replaced at the expense of the wearer.

Good Service 101. The Good Service Badge is not to be given  
 for service alone ; good conduct, punctual attendance  
 at drill, and cleanliness in dress, shall also be taken  
 into consideration. They shall be awarded by the  
 Commanding Officer, and may be by him recalled  
 should a man disgrace himself, the object being that  
 none but deserving men shall wear them.

*(Size 1½ inches square—to be worn on the right arm, just above the  
 sleeve-knot, but not more than one badge to be worn.)*

The three years' service badge shall be .....A Maltese Cross in  
 scarlet worsted.

The six years' service badge shall be .....A Maltese Cross  
 and Star (6 points) in scarlet worsted.

The nine years' service badge shall be .....A Maltese Cross in  
 scarlet worsted, surmounted by a Crown.

102. The attendance Badge shall be a Six-pointed Attendance Star in scarlet worsted.

(Size  $1\frac{1}{4}$  inches in diameter—to be worn on the right arm just above the sleeve knot, or, when Service Badge is worn, then immediately above it.)

The Three Years' Attendance Badge shall be a Star (2 inches in diameter) surmounted by a crown in scarlet and black cloth, to be worn in the same manner as the Attendance Badge.

When attendance badges have been won three years consecutively they shall be replaced by the three years' Attendance badge.

103. Marksman's badges shall be awarded in accordance with such regulations as the Rifle Committee may issue from time to time. These badges, with the exception of the Badge for Battalion Best Shot, must be removed at the end of the year following the year in which they have been worn.

(Size, 3 inches wide by  $2\frac{1}{4}$  deep—to be worn on left arm, just above the sleeve knot).

The badge for Battalion Best Shot shall be Crossed Rifles in scarlet silk, surmounted by a Crown.

The Sharpshooter's Badge (grade A) shall be Crossed Rifles in scarlet silk.

The Sharpshooter's Badge (grade B) shall be Crossed Rifles in scarlet worsted.

The Marksman's Badge shall be a single Rifle in scarlet worsted.

104. Drill Instructors shall wear a badge...Crossed sword bayonets embroidered in scarlet silk.

(Size  $2\frac{3}{4}$  inches wide by  $1\frac{3}{4}$  deep—to be worn on both arms, immediately above the stripes of Non-Commissioned Officers, or an inch above the elbow with men.)

105. Signallers shall wear a badge...Crossed Flags embroidered in scarlet silk.

(Size of Flags, 2 inches each—to be worn on both arms, above the chevrons of Non-Commissioned Officers, or an inch above the elbow with men.)

106. Stretcher Bearers shall wear a badge...A Geneva Cross in scarlet worsted.

(Size,  $1\frac{1}{2}$  inches in diameter—to be worn same as Signal Badges.)

### Company Organization.

107. The several companies of the Regiment shall (for the purpose of interior economy) be known and designated by *letters*. During drill in Battalion, they will be called by their *numbers*, as told off.



Squad Rolls 108. A roll of the company by squads, with the full name, business address and residence of each man, and name of Non-Commissioned Officer in charge, must be posted in each armoury, and each man's name and number must be placed behind his rifle and accoutrements.

Clothing & Equipment 109. Non-Commissioned Officers and men will be allowed to take home their clothing and waist-belts, but all arms (save sergeants' swords) and appointments must be kept in or returned to the armoury after parade, and shall not be taken therefrom except with the special permission of the officer commanding the company.

Rifles. 110. During the target-practice season, rifles may be taken out, for such practice only, by men recommended by the officer commanding the company.

Orderly Sergeants. 111. The sergeants shall in turn do duty as orderly sergeants, the tour lasting (when not in camp or barracks) for one month.

Orders. 112. Regimental and other orders shall be regularly copied into the Company Order Book, the Orderly Sergeants attending the Orderly room for that purpose whenever called for.

### Armouries.

Fittings. 113. The several company armouries shall be fitted upon a uniform plan, and no departure from that, in the way of extra fittings or furniture, will be allowed, save such as may be approved of by the Commanding Officer.

Inspection. 114. The Armouries must be kept clean and regular, being liable at any moment to inspection.

Liquors. 115. At no time shall beer or spirituous liquors be brought into or used in the armouries.

### Stores.

Quarter-Master. 116. The Quarter-master shall take charge of all stores issued by the Militia Department or purchased by the Regiment, issuing the same to officers commanding companies.

117. Both Regimental and Company stores shall be inspected by the Commanding Officer at least once a year, or oftener, if he see fit, when all losses must be accounted for, or charged to those losing them, or to the Company. Inspection.

118. An account shall be kept by the Quartermaster with the Militia Department, and another with each of the Companies, Band, Buglers, Pioneers, Staff Sergeants, and Officers. Accounts.

All "Issues" from the Quartermaster's store must be on requisitions from Officers commanding Companies, countersigned by the Commanding Officer; and for all "Returns" a receipt must be given by the Quartermaster. Requisition.

119. Each Company shall keep a Stores Book, in which all "Issues" from the Quartermaster's store or "Returns" thereto must be *entered at once*, with the date and any particulars connected therewith. Stores Book.

120. A page shall be given in the Company Stores Book to each man, and each "Issue" made to him must be signed for and the date given; when "Returns" are made, the Officer or Non-Commissioned Officer receiving must sign for them in the presence of the man returning them. When Rifles, Swords, Knapsacks, Haversacks, or Great-coats are issued or returned, the regimental number of each must be entered in their respective columns; but in the case of Clothing and Accoutrements the figure "1" only is necessary.

### Books.

121. All books used in the Regiment shall be of a uniform pattern. Company books must be obtained from the Quartermaster. Regimental Books.

The books to be kept in the Regiment shall be :

*General Order Book, Letter Book, Guard Books, Regimental Order Book, Service Roll Book, Muster Roll Book, Casualty Book, Records of Regiment and Officers' Services, Quartermaster's Store Book, Register of Rifle Practice, Regimental Defaulter Book, Register of Non-Commissioned Officers' Certificates.*

Company Books. 122. The books to be kept in each Company, the Band, Buglers, and Pioneers, shall be—  
*Roll Book, Order Book, Stores Book.*

123. Officers and Non-Commissioned Officers are required to be in possession of the latest editions of the following books: "The Standing Orders of the Regiment," "Infantry Drill," "Rifle Exercises," "Militia Regulations and Orders," "The Queen's Regulations and Orders for the Army," and Otter's "Guide."

### Parades.

Authority. 124. No parade, meeting, excursion, or the like, of a Company, the Band, or any portion of the Regiment, shall take place without the sanction of the Commanding Officer.

Leave of Absence. 125. Officers shall not absent themselves from parade or Headquarters without leave from the Commanding Officer, nor Non-Commissioned Officers and men without the permission of the officer commanding the company.

### FORMING.

126. Regimental parades shall be formed as follows:

Buglers. (a). At twenty minutes before the hour named for the parade all the Buglers will fall in, ten paces from the centre of the directing flank of the ground where the Battalion will parade in column and facing it, prepared to sound the calls.

Dress for Parade. (b). At fifteen minutes to the hour they will sound, "Dress for parade."

Orderly Sergeants. (c). At the hour they will sound, "Orderly Sergeants." Orderly Sergeants will fall in on the directing flank, under the charge of the Sergeant-Major, who will give the commands, "Right dress," "Eyes front," "Shoulder arms," "— paces from No. 1," "Outwards turn," "Quick march." The Sergeants will turn outwards and move off smartly to their

respective distances and take up their dressing with arms at "the recover." When dressed the Sergeant-Major will give the command, "Steady," when they will "shoulder."

(d). Buglers will sound "Fall in," when the men will smartly and quietly move on to the parade ground with shouldered arms, and fall in at "the order," to the right of their Orderly Sergeants. Pioneers, Signallers', Band, and Stretcher Bearers will fall in as detailed in "Infantry Drill." Fall in.

(e). The Sergeant-Major will give the command, "Parade, Left, Dress," when the Orderly Sergeants will turn to the right, dress their Companies, and give the command, "Eyes front." Dressing.

(f). When the Companies are dressed, the Sergeant-Major will give the command, "Call your rolls," when the Orderly Sergeants will move to the front of their Companies and call their rolls. The senior Sergeant of each Company on parade will then open the ranks for inspection. Calling  
Rolls.

(g). Buglers will sound the "Officers' call," and Officers will join their Companies, the Adjutant taking over the parade from the Sergeant-Major. Officers.

(h). Officers will inspect their Companies as laid down in *Infantry Drill*. Inspection.

(i). During the inspection the Sergeant-Major will ascertain the strength on parade and report same to the Adjutant. Strength on  
Parade.

Officers of Companies broken up will be posted to other Companies by the Adjutant; Sergeants, by the Sergeant-Major. Posting  
Officers and  
Sergeants.

(j). Buglers will sound for Markers, who will take up the required distance for their Companies, under the superintendence of the Adjutant, and receive the commands from him, "Steady," "Order arms," "Stand at ease." Markers.

Marching on Markers. (k). Buglers will sound "the advance," when the markers will spring to attention and "shoulder arms." Officers will move their Companies on their Markers with arms at the shoulder. Arms will then be ordered, and the companies allowed to stand at ease, and the Buglers will be ordered to take up their position on the reverse flank of the column.

Handing over Parade (l). The Adjutant will report to the Commanding Officer that the parade is ready, and will hand it over to him.

Staff Parades, &c. (m). A Staff parade will occasionally be formed, which the Band, Buglers and Non-Commissioned Officers will attend. Staff and other parades will be formed by the Sergeant-Major in a manner similar to the Regimental, and, after the rolls are called, will be formed into line and ranks opened for the inspection of the Adjutant.

### General Instructions.

127. The duties and general conduct of Officers, Non-Commissioned Officers and men are clearly laid down in the *Regulations and Orders for the Militia of Canada*. In matters not provided for therein all ranks will be governed by the *Queen's Regulations and Orders for the Army*.

Change of Address. 128. Officers will report at once to the Adjutant any change in their residence, also their address, if going on leave, and likewise inform him of their return.

R. B. HAMILTON, Lt.-Col.,  
*Commanding Queen's Own Rifles of Canada.*

e  
s  
s  
l  
e

