




**ANNUAL REPORT**  
OF THE  
**BOARD OF TRADE**  
OF THE  
**CITY OF TORONTO.**  
1887.



9 1

T

TA

MIS



REPORTS  
OF THE  
PRESIDENT, SECRETARY AND TREASURER  
OF THE  
TORONTO BOARD OF TRADE,  
FOR THE YEAR 1887.

*Presented at the Annual Meeting held 31st January, 1888.*

TO WHICH IS ADDED AN APPENDIX CONTAINING  
TABLES OF IMPORTS AND EXPORTS  
OF THE PORT OF TORONTO,

TOGETHER WITH  
MISCELLANEOUS STATISTICS RELATING TO THE CITY OF TORONTO,  
&c., &c., &c.

---

**Toronto:**  
HUNTER, ROSE & CO., PRINTERS.  
1888.

2069

Lis  
Lis  
Con  
Tra  
Na

The  
The  
The  
Rep  
Do

Lis  
Lis

For

Imm  
D

Mis  
E

F

## CONTENTS!

	PAGE
List of Officers from 1851 to 1887.....	3-22
List of Officers for 1888.....	23
Committees of the Board.....	24
Trade Sections of the Board.....	25-28
Names of Members who have deceased from January 1st to December 31st, 1887.....	29
The Treasurer's Report, 1887.....	30-31
The President's Address, 1887.....	32-42
The Secretary's Report, 1887.....	43-46
Report of Trustees of the Gratuity Fund, first year.....	47-50
Donations to the Library of the Board, from 1st January to 31st December, 1887.....	51-56
List of Directories, Newspapers, &c., on file in the Board Room.....	57
List of Members on 31st January, 1888.....	58-80

### STATISTICAL RETURNS.

#### FOREIGN COMMERCE OF THE CITY OF TORONTO—EXPORTS.


Detailed Statement of Articles exported from 1st July, 1886, to 30th June, 1887, showing Countries to which exported, Quantities and Value.....	2-11
----------------------------------------------------------------------------------------------------------------------------------------------------	------

#### IMPORTS, DUTIABLE AND FREE.

Detailed Statement of Dutiable Imports for the Quarter ending 30th September, 1886, and terminating on 30th June, 1887, showing Value and Quantity of Articles Imported, with Country from which Imported.....	12-52
Detailed Statement of Free Imports for the Quarter ending 30th September, 1886, and terminating on 30th June, 1887, showing Value and Quantity of Articles Imported, with Country from which Imported.....	53-65.

#### MISCELLANEOUS STATISTICS.

Failures in Canada, 1887.....	66
Do Toronto, 1887.....	66-67
Do Canada and Newfoundland, 1887.....	67-68
Post-office Returns, 1887.....	68





---

---

OFFICERS  
OF THE  
BOARD OF TRADE  
OF THE  
CITY OF TORONTO,  
From 1851 to 1888.

---

---



OFFICERS  
OF THE  
**BOARD OF TRADE**  
OF THE  
CITY OF TORONTO,

1851.

President,  
G. P. RIDOUT.

Vice-President,  
P. PATTERSON.

Treasurer,  
R. H. BRETT.

Secretary,  
JOSEPH W. BRENT.

Council:

R. KNEESHAW,  
J. SHAW,  
M. P. HAYES,  
J. BROWNE,  
E. WHITTEMORE,  
J. McMURRICH,

D. PATTERSON,  
J. HARRINGTON,  
S. THOMPSON,  
W. McMASTER,  
JAMES LESLIE,  
R. BREWER.

1852.

President,  
THOMAS CLARKSON.

Vice-President,  
R. H. BRETT.

Treasurer,  
J. HARRINGTON.

Secretary,  
JOSEPH W. BRENT.

Council:

M. P. HAYES,  
C. ROBERTSON,  
J. D. RIDOUT,  
D. MacDONALD,  
R. BREWER,  
W. HENDERSON,

S. THOMPSON,  
J. McMURRICH,  
J. MITCHELL,  
H. MILLER,  
E. H. RUTHERFORD,  
JAMES LESLIE.

OFFICERS  
OF THE  
**BOARD OF TRADE**  
OF THE  
CITY OF TORONTO,

1853.

---

President,  
THOMAS CLARKSON.

Vice-President,  
R. H. BRETT.

Treasurer,  
J. HARRINGTON.

Secretary,  
JOSEPH W. BRETT.

Council :

R. BREWER,  
E. F. WHITTMORE,  
J. D. RIDOUT,  
H. MILLER,  
D. PATERSON,  
W. HENDERSON,

M. P. HAYES,  
S. THOMPSON,  
C. ROBERTSON,  
RICE LEWIS,  
W. McMASTER,  
PETER PATERSON.

1854.

---

President,  
THOMAS CLARKSON.

Vice-President,  
J. D. RIDOUT.

Treasurer,  
J. HARRINGTON.

Secretary,  
JOSEPH W. BRETT.

Council :

R. LEWIS,  
E. F. WHITTMORE,  
R. H. BRETT,  
S. THOMPSON,  
R. BREWER,  
J. A. TORRANCE,

W. A. McMASTER,  
D. PATERSON,  
T. D. HARRIS,  
J. G. WORTS,  
C. ROBERTSON,  
W. HENDERSON.



OFFICERS  
OF THE  
**BOARD OF TRADE**

OF THE  
CITY OF TORONTO,

1855.

President.  
THOMAS CLARKSON.

Vice-President,  
S. THOMPSON.

Treasurer,  
J. HARRINGTON.

Secretary,  
JOSEPH W. BRENT.

Council :

G. A. PYPER,  
W. HENDERSON,  
R. LEWIS,  
T. D. HARRIS,  
W. McMASTER,  
J. G. WORTS,

C. ROBERTSON,  
J. LAIDLAW,  
J. SHAW,  
J. W. BRENT,  
G. MICHIE,  
D. PATERSON.

1856.

President  
THOMAS CLARKSON.

Vice-President,  
E. F. WHITTMORE.

Treasurer,  
J. HARRINGTON.

Secretary,  
JOSEPH W. BRENT.

Council :

W. McMASTER,  
M. P. HAYES,  
J. BROWN, JR.,  
W. HENDERSON,  
T. D. HARRIS,  
G. A. PYPER,

J. SHAW,  
C. ROBERTSON,  
J. G. WORTS,  
H. MILLER,  
RICE LEWIS,  
T. BUNSKILL.

OFFICERS  
OF THE  
**BOARD OF TRADE**  
OF THE

CITY OF TORONTO,

1857.

---

President,  
THOMAS CLARKSON.

Vice-President.  
E. F. WHITTMORE.

Treasurer,  
J. HARRINGTON.

Secretary.  
C. ROBERTSON.

Council:

W. P. HOWLAND,  
J. BROWN, JR.  
W. McMASTER,  
W. HENDERSON,  
J. SHAW,  
C. ROBERTSON,

J. G. WORTS,  
T. D. HARRIS,  
RICE LEWIS,  
G. A. PYPER,  
H. FOWLER,  
J. HENDERSON.

---

1858.

---

President,  
THOMAS CLARKSON.

Vice-President,  
E. F. WHITTMORE.

Treasurer,  
JOHN MACDONALD.

Secretary,  
C. ROBERTSON.

Council:

W. McMASTER,  
W. HENDERSON,  
W. P. HOWLAND,  
R. LEWIS,  
G. A. PYPER,  
A. HAMILTON,

T. D. HARRIS,  
J. G. WORTS,  
C. ROBERTSON,  
J. BROWN, JR.  
H. MILLER,  
D. CRAWFORD.

OFFICERS  
OF THE  
**BOARD OF TRADE**  
OF THE  
CITY OF TORONTO,

1859.

---

President,  
E. F. WHITMORE.

Vice-President,  
W. P. HOWLAND.

Treasurer,  
JOHN MACDONALD.

Secretary,  
C. ROBERTSON.

Council :

J. G. WORTS,  
W. McMASTER,  
A. HAMILTON,  
F. O. WHITNEY,  
W. WAKEFIELD,  
H. MILLER,

T. D. HARRIS,  
W. HENDERSON,  
C. ROBERTSON,  
R. LEWIS,  
D. CRAWFORD,  
T. HAWORTH.

1860.

---

President,  
W. P. HOWLAND.

Vice-President,  
T. D. HARRIS.

Treasurer,  
W. WAKEFIELD.

Secretary,  
C. ROBERTSON.

Council :

D. CRAWFORD,  
F. A. WHITNEY,  
W. McMASTER,  
C. ROBERTSON,  
W. INCE,  
A. HAMILTON,

J. G. WORTS,  
W. HENDERSON,  
THOMAS HAWORTH,  
J. McMURRICH,  
H. MILLER,  
R. LEWIS.

OFFICERS  
OF THE  
**BOARD OF TRADE**

OF THE  
CITY OF TORONTO,

1861.

President,  
W. P. HOWLAND.

Vice-President,  
T. D. HARRIS.

Treasurer,  
SAMUEL SPREULL.

Secretary,  
C. ROBERTSON.

Council :

W. McMASTER,  
A. HAMILTON,  
THOMAS HAWORTH,  
W. HENDERSON,  
J. G. BEARD,  
RICELEWIS,

J. G. WORTS,  
D. CRAWFORD,  
C. ROBERTSON,  
A. M. SMITH,  
J. C. FITCH,  
G. L. WYATT.

1862.

President,  
W. P. HOWLAND.

Vice-President,  
T. D. HARRIS.

Treasurer,  
S. SPREULL.

Secretary,  
C. ROBERTSON.

Council :

A. M. SMITH,  
W. HENDERSON,  
THOMAS HAWORTH,  
F. A. WHITNEY,  
C. ROBERTSON,  
RICE LEWIS,

J. McMURRICH,  
J. G. WORTS,  
A. HAMILTON,  
J. C. FITCH,  
G. H. WYATT,  
D. CRAWFORD.



OFFICERS  
OF THE  
**BOARD OF TRADE**  
OF THE  
CITY OF TORONTO,

1863.

---

President,  
T. D. HARRIS.

Vice-President,  
J. G. WORTS.

Treasurer,  
S. SPREULL.

Secretary,  
C. ROBERTSON.

Council:

A. F. McMASTER,  
C. ROBERTSON,  
W. HENDERSON,  
HON. J. McMURRICH,  
F. A. WHITNEY,  
W. GOODERHAM,

RICE LEWIS,  
THOMAS HAWORTH,  
W. J. MacDONELL,  
D. CRAWFORD,  
A. M. SMITH,  
G. H. WYATT.

---

1864.

---

President,  
T. D. HARRIS.

Vice-President,

Treasurer,  
S. SPREULL.

Secretary,  
C. ROBERTSON.

Council:

T. HAWORTH,  
C. ROBERTSON,  
W. HENDERSON,  
W. GOODERHAM,  
D. CRAWFORD,  
J. C. FITCH,

A. M. SMITH,  
W. J. MacDONELL,  
F. A. WHITNEY,  
ARTHUR McMASTER,  
W. ELLIOT,  
G. H. WYATT.

OFFICERS  
OF THE  
**BOARD OF TRADE**  
OF THE  
CITY OF TORONTO.

1865.

President,  
J. G. WORTS.

Vice-President,  
ROBERT SPRATT.

Treasurer  
S. SPREULL.

Secretary,  
C. ROBERTSON.

Council:

W. ELLIOT,  
W. HENDERSON,  
T. C. CHISHOLM,  
C. ROBERTSON,  
W. J. MacDONELL,  
F. W. COATE,

A. R. McMASTER,  
J. C. FITCH,  
T. D. HARRIS,  
J. BOYD,  
JOHN McMURRICH,  
RICE LEWIS.

1866.

President,  
J. G. WORTS.

Vice-President,  
A. R. McMASTER.

Treasurer,  
S. SPREULL.

Secretary,  
C. ROBERTSON.

Council:

C. SPRATT,  
C. ROBERTSON,  
W. HENDERSON,  
T. C. CHISHOLM,  
G. H. WYATT,  
D. CRAWFORD,

W. ELLIOT,  
T. D. HARRIS,  
W. J. MacDONELL,  
J. McMURRICH,  
J. C. FITCH,  
THOMAS HAWORTH.

OFFICERS

OF THE

BOARD OF TRADE

OF THE

CITY OF TORONTO,

1867.

---

President,  
J. G. WORTS.

Vice-President,  
JOHN BOYD.

Treasurer,  
JOHN TURNER.

Secretary,  
C. ROBERTSON.

Council :

A. R. McMASTER,  
R. SPRATT,  
T. C. CHISHOLM,  
G. LAIDLAW,  
W. J. MacDONELL,  
A. M. SMITH,

J. C. FITCH,  
W. INCE,  
C. ROBERTSON,  
W. ELLIOT,  
W. HENDERSON,  
T. D. HARRIS.

---

1868.

---

President,  
J. G. WORTS.

Vice-President,  
W. ELLIOT.

Treasurer,  
JOHN TURNER.

Secretary,  
C. ROBERTSON.

Council :

W. INCE,  
J. G. FITCH,  
T. C. CHISHOLM,  
GEORGE LAIDLAW,  
A. M. SMITH,  
A. R. McMASTER,

W. GOODERHAM,  
R. SPRATT,  
W. J. MacDONELL,  
H. S. HOWLAND,  
J. BOYD,  
C. ROBERTSON.

OFFICERS  
OF THE  
**BOARD OF TRADE**  
OF THE  
CITY OF TORONTO,

1869.

President,  
J. G. WORTS.

Vice-President,  
W. ELLIOT.

Treasurer,  
J. TURNER.

Secretary,  
C. ROBERTSON.

Council :

A. R. McMASTER,  
J. GOODSON,  
ROBERT WILKES,  
H. S. HOWLAND,  
J. C. FITCH,  
NOAH BERNHART,

T. C. CHISHOLM,  
A. M. SMITH,  
C. ROBERTSON,  
GEORGE LAIDLAW,  
W. J. MACDONNELL,  
HON. J. McMURRICH.

1870.

President,  
W. ELLIOT.

Vice-President,  
JOHN TURNER.

Treasurer,  
JOHN MORRISON.

Secretary,  
E. T. BROMFIELD.

Council :

J. G. WORTS,  
HON. J. McMURRICH,  
NOAH BERNHART,  
T. C. CHISHOLM,  
J. C. FITCH,  
W. THOMSON,

H. S. HOWLAND,  
A. M. SMITH,  
R. WILKES,  
GEORGE LAIDLAW,  
R. SPRATT,  
JOHN GORDON.



OFFICERS  
OF THE  
**BOARD OF TRADE**  
OF THE  
CITY OF TORONTO,

1871.

---

President,  
W. ELLIOT.

Vice-President,  
W. THOMSON.

Treasurer,  
JOHN MORRISON.

Secretary,  
E. T. BROMFIELD.

Council :

J. TURNER,  
R. SPRATT,  
A. R. McMASTER,  
HON. J. McMURRICH,  
W. GALBRAITH,  
R. W. ELLIOT,

J. G. WORTS,  
R. WILKES,  
W. GOODERHAM,  
J. GORDON,  
GEO. LAIDLAW,  
W. H. HOWLAND.

---

1872.

---

President,  
A. R. McMASTER.

Vice-President,  
W. THOMSON.

Treasurer,  
A. B. LEE.

Secretary,  
JOHN H. MUSGRAVE.

Council :

J. TURNER,  
JOHN MORRISON,  
R. W. ELLIOT,  
ROBERT WILKES,  
R. SPRATT,  
R. W. ELLIOT,

J. G. WORTS,  
G. LAIDLAW,  
HON. J. McMURRICH,  
JOHN GORDON,  
T. C. CHISHOLM,  
W. H. HOWLAND.

OFFICERS  
OF THE  
**BOARD OF TRADE**  
OF THE  
CITY OF TORONTO,

1873.

---

President,  
W. THOMSON,

Vice-President,  
W. H. HOWLAND.

Treasurer,  
A. B. LEE.

Secretary,  
JOHN H. MUSGRAVE,

Council :

J. G. WORTS,  
JOHN HOODSON,  
JOHN McNAB,  
R. W. ELLIOT,  
C. J. CAMPBELL,  
JOHN MORRISON,

HON. J. McMURRICH,  
C. W. BUNTER,  
ROBERT WILKES,  
JOHN TURNER,  
T. H. LEE,  
A. M. SMITH.

---

1874.

---

President,  
W. H. HOWLAND.

Vice-President,  
JOHN GORDON.

Treasurer,  
JOHN GILLESPIE.

Secretary,  
JOHN H. MUSGRAVE.

Council :

J. G. WORTS,  
W. ELLIOT,  
W. THOMSON,  
HON. J. McMURRICH,  
JOHN MORRISON,  
THOMAS H. LEE,

A. B. LEE,  
A. M. SMITH,  
W. B. SCARTH,  
W. B. HAMILTON,  
J. TURNER,  
J. J. VICKERS.

OFFICERS  
OF THE  
**BOARD OF TRADE**  
OF THE  
CITY OF TORONTO,

1875.

---

President,  
W. H. HOWLAND.

Vice-President,  
W. F. McMASTER.

Treasurer,  
JOHN GILLESPIE.

Secretary,  
JOHN H. MUSGRAVE.

Council:

J. G. WORTS,  
W. THOMSON,  
A. M. SMITH,  
W. B. SCARTH,  
W. RAMSAY,  
H. S. HOWLAND,

HON. J. McMURRICH,  
J. MORRISON,  
T. H. LEE,  
A. B. LEE,  
W. B. HAMILTON,  
R. W. ELLIOT.

---

1876.

---

President,  
W. F. McMASTER.

Vice-President,  
A. M. SMITH.

Treasurer,  
J. GILLESPIE.

Secretary,  
J. H. MUSGRAVE.

Council:

J. G. WORTS,  
W. B. SCARTH,  
A. B. LEE,  
W. H. HOWLAND,  
W. THOMSON,  
R. W. ELLIOT,

W. RAMSAY,  
W. B. HAMILTON,  
T. H. LEE,  
JOHN MORRISON,  
W. C. CAMPBELL,  
J. D. LAIDLAW.

OFFICERS  
OF THE  
**BOARD OF TRADE**  
OF THE  
CITY OF TORONTO,

1877.

President,  
A. M. SMITH.

Vice-President,  
A. B. LEE.

Treasurer,  
JOHN GILLESPIE.

Secretary,  
J. H. MUSGRAVE.

Council :

J. G. WORTS,  
W. F. McMASTER,  
W. THOMSON,  
W. H. HOWLAND,  
JOHN MORRISON,  
W. RAMSAY,

T. H. LEE,  
W. B. HAMILTON,  
W. B. SCARTH,  
J. D. LAIDLAW,  
W. INCE.  
R. W. ELLIOT.

1878.

President,  
A. B. LEE.

Vice-President,  
GEORGE GOODERHAM.

Treasurer,  
JOHN GILLESPIE.

Secretary,  
JOHN STEVENSON.

Council :

J. G. WORTS,  
W. F. McMASTER,  
P. HUGHES,  
W. H. HOWLAND,  
R. W. ELLIOT,  
J. PATTERSON,

A. M. SMITH,  
J. MORRISON,  
W. B. HAMILTON,  
H. S. HOWLAND.  
A. BOYD,  
G. M. ROSE.

OFFICERS  
OF THE  
**BOARD OF TRADE**  
OF THE  
CITY OF TORONTO,

1879.

President,  
R. W. ELLIOT.

Vice-President,  
J. MORRISON.

Treasurer,  
JOHN GILLESPIE.

Secretary,  
JOHN STEVENSON.

Council :

J. G. WORTS,  
W. F. McMASTER,  
A. B. LEE,  
W. B. HAMILTON,  
GEORGE GOODERHAM,  
A. M. SMITH,

P. D. CONGER,  
G. M. ROSE,  
H. W. DARLING,  
W. B. SCARTH,  
J. D. LAIDLAW,  
J. PATTERSON.

1880.

President,  
JOHN MORRISON.

Vice-President,  
W. B. HAMILTON.

Treasurer,  
JOHN GILLESPIE.

Secretary,  
J. STEVENSON.

Council :

H. W. DARLING,  
R. W. ELLIOT,  
A. B. LEE,  
JOHN MACDONALD,  
J. PATTERSON,  
A. M. SMITH,

W. INCE,  
J. D. LAIDLAW,  
W. F. McMASTER,  
W. D. MATTHEWS,  
G. M. ROSE,  
J. G. WORTS.



OFFICERS  
OF THE  
**BOARD OF TRADE**  
OF THE  
CITY OF TORONTO,

1881.

President,  
W. B. HAMILTON.

Vice-President,  
G. M. ROSE.

Treasurer,  
J. GILLESPIE.

Secretary,  
J. ROLLO.

Council :

J. G. WORTS,  
H. W. DARLING,  
J. PATERSON,  
W. INCE,  
B. CUMBERLAND,  
A. B. LEE,

W. F. McMASTER,  
R. W. ELLIOT,  
J. MORRISON,  
G. B. SMITH,  
A. M. SMITH,  
W. D. MATTHEWS.

1882.

President,  
G. M. ROSE.

Vice-President,  
H. W. DARLING.

Treasurer,  
JOHN GILLESPIE.

Secretary,  
J. ROLLO.

Council :

J. G. WORTS,  
W. F. McMASTER,  
R. W. ELLIOT,  
J. D. LAIDLAW,  
W. INCE,  
B. CUMBERLAND,

A. M. SMITH,  
A. B. LEE,  
R. JAFFRAY,  
D. R. WILKIE,  
W. B. HAMILTON,  
B. HUGHES.

OFFICERS  
OF THE  
**BOARD OF TRADE**  
OF THE  
CITY OF TORONTO.

1883.

President,  
H. W. DARLING.

Vice-President,  
W. INCE.

Treasurer,  
G. M. ROSE.

Secretary,  
EDGAR A. WILLS.

Council:

H. BLAIN,  
W. F. McMASTER,  
J. D. LAIDLAW,  
A. M. SMITH,  
R. JAFFRAY,  
W. B. HAMILTON,

W. CHRISTIE,  
R. W. ELLIOT,  
B. CUMBERLAND,  
A. B. LEE,  
A. NAIRN,  
E. GURNEY.

1884.

President,  
H. W. DARLING.

Vice-President,  
W. INCE.

Treasurer,  
G. M. ROSE.

Secretary,  
EDGAR A. WILLS.

Council:

H. BLAIN,  
R. W. ELLIOT,  
W. B. HAMILTON,  
J. D. LAIDLAW,  
A. NAIRN,  
W. D. MATTHEWS,

A. M. SMITH,  
W. F. McMASTER,  
A. B. LEE,  
W. CHRISTIE,  
B. CUMBERLAND,  
D. R. WILKIE.

OFFICERS  
OF THE  
**BOARD OF TRADE**  
OF THE  
CITY OF TORONTO,

1884.

---

13th June.

Amalgamation of the Board of Trade and Corn Exchange under the name of "The Board of Trade of the city of Toronto."

President,  
H. W. DARLING.

1st Vice-President,  
W. GALBRAITH.

2nd Vice-President,  
W. INCE.

Treasurer,  
G. M. ROSE.

W. D. MATTHEWS,  
W. B. HAMILTON,  
J. D. LAIDLAW,  
G. A. CHAPMAN,  
A. B. LEE,  
J. SIMPSON,  
F. WYLD,

Secretary,  
EDGAR A. WILLS.

Council :

D. R. WILKIE,  
W. F. McMASTER,  
H. BLAIN,  
W. CHRISTIE,  
A. M. SMITH,  
T. FLYNN,  
R. SPRATT,

R. JAFFRAY.

---

1885.

President,  
H. W. DARLING.

1st, Vice-President,  
W. GALBRAITH.

2nd, Vice-President,  
W. INCE.

OFFICERS  
OF THE  
**BOARD OF TRADE**  
OF THE  
CITY OF TORONTO,

1885 *Continued.*

Treasurer,  
G. M. ROSE.

Secretary,  
EDGAR A. WILLS.

Council :

T. FLYNN,  
W. F. McMASTER,  
R. W. ELLIOT;  
H. BLAIN,  
D. R. WILKIE,  
W. B. HAMILTON,  
W. CHRISTIE,

W. D. MATTHEWS,  
A. M. SMITH,  
R. JAFFRAY,  
H. N. BAIRD,  
J. D. LAIDLAW,  
G. A. CHAPMAN,  
A. B. LEE,

ROBERT SPRATT.

---

1886.

---

President,  
H. W. DARLING.

1st, Vice-President,  
W. INCE,

2nd, Vice-President,  
W. D. MATTHEWS.

Treasurer,  
G. M. ROSE.

Secretary,  
EDGAR A. WILLS.

Council :

H. N. BAIRD,  
G. A. CHAPMAN,  
HON. JOHN PATTON,  
A. M. SMITH,  
J. L. SPINK,  
D. R. WILKIE,  
W. CHRISTIE,

W. B. HAMILTON,  
R. JAFFRAY,  
J. D. LAIDLAW,  
R. W. ELLIOT,  
H. BLAIN,  
A. B. LEE,  
GEORGE GOODERHAM,

A. A. ALLEN.

OFFICERS  
OF THE  
**BOARD OF TRADE**

OF THE  
CITY OF TORONTO,

1887.

---

President,  
W. INCE.

1st Vice-President,  
W. D. MATTHEWS.

2nd Vice-President,  
D. R. WILKIE.

Treasurer,  
G. M. ROSE.

Secretary,  
EDGAR A. WILLS.

Council:

R. C. STEELE,  
H. BLAIN,  
J. L. SPINK,  
J. I. DAVIDSON,  
W. R. BROCK,  
H. W. DARLING,  
A. M. SMITH,

A. A. ALLEN,  
W. CHRISTIE,  
H. N. BAIRD,  
S. F. MCKINNON,  
W. B. HAMILTON,  
A. B. LEE,  
GEO. A. CHAPMAN,

ROBERT JAFFRAY.

---

OFFICERS  
OF  
THE BOARD OF TRADE  
OF THE CITY OF TORONTO,  
FOR 1888.

President :

W. D. MATTHEWS, JR.

1st Vice-President :

D. R. WILKIE.

2nd Vice-President :

J. I. DAVIDSON.

Treasurer :

GEORGE MACLEAN ROSE.

Secretary :

EDGAR A. WILLS.

Council :

HON. JOHN MACDONALD.

W. CHRISTIE.

W. R. BROCK.

W. INCE.

HON. JAS. PATON.

ELIAS ROGERS.

E. GUERNEY.

HUGH BLAIN.

H. N. BAIRD.

W. B. HAMILTON.

R. W. ELLIOT.

ROBT. JAFFRAY.

A. M. SMITH.

A. B. LEE.

S. F. MCKINNON.

Board of Arbitration :

W. D. MATTHEWS, JR.

ELIAS ROGERS.

E. GUERNEY.

W. GALBRAITH.

G. M. ROSE.

J. D. LAIDLAW.

B. CUMBERLAND.

J. H. G. HAGARTY.

THOS. FLYNN.

J. L. SPINK.

JOHN EARLS.

R. S. BAIRD.

Representatives on Harbor Commission :

A. M. SMITH.

G. A. CHAPMAN.

Representatives on Industrial Exhibition Association :

W. B. HAMILTON.

H. W. NELSON.

J. D. LAIDLAW.

Solicitor to the Board.

W. H. BEATTY.

Offices of the Board :

IMPERIAL BANK BUILDINGS, WELLINGTON STREET EAST.



## COMMITTEES OF THE BOARD.

### EXAMINERS IN FLOUR AND MEAL,

1887-8,

W. GALBRAITH,  
J. N. PEER,

W. STARK,  
J. L. SPINK,

J. F. McLAUGHLIN.

### EXAMINERS IN GRAIN,

1887-8,

W. D. MATTHEWS,  
H. N. BAIRD,

GEO. A. CHAPMAN,  
THOMAS FLYNN,

W. TAYLOR.

### EXAMINERS IN HIDES AND LEATHER,

1887-8,

E. LEADLEY,  
D. W. ALEXANDER,

D. McLEAN,  
W. BEARDMORE,

E. J. DAVIES.

1888.

### FLOOR AND CALL BOARD COMMITTEE,

W. TAYLOR,

GEO. A. CHAPMAN,

R. C. STEELE.

Grain Inspector,

JOSEPH HARRIS, TORONTO.

Flour Inspector,  
To be appointed.

Inspector of Hides and Leather,  
J. C. HOWE.

### BOARD OF ARBITRATORS AND EXAMINERS IN GRAIN FOR ONTARIO.

(Appointed by His Excellency the Governor-General in Council, 18th November, 1885.)

GEO. A. CHAPMAN,  
L. A. TILLEY,

W. D. MATTHEWS,  
H. N. BAIRD,

THOMAS FLYNN.

TRUSTEES OF THE GRATUITY FUND,  
THE PRESIDENT AND TREASURER OF THE BOARD,

To serve 1 year, W. INCE,  
" 2 years, D. R. WILKIE,  
" 3 " H. W. DARLING.

Secretary to the Trustees,  
EDGAR A. WILLS.

TRADE SECTIONS OF THE BOARD.

BANKERS' SECTION.

Chairman,  
D. COULSON, Bank of Toronto.

Vice-Chairman,  
D. R. WILKIE, Imperial Bank.

Secretary-Treasurer,  
EDGAR A. WILLS.

Executive Committee,

G. BROUGH, Bank of Montreal,	W. GRINDLAY, Bank of British North America,
W. P. SLOANE, Bank of Quebec,	R. G. WALKER, Canadian Bank of Commerce,
W. COOKE, Merchants' Bank.	R. H. BETHUNE, Dominion Bank,
J. L. BRODIE, Standard Bank,	G. W. YARKER, Federal Bank,
W. H. SMITH, Ontario Bank,	H. S. STRATHY, Traders' Bank,
D. COULSON, Bank of Toronto,	D. R. WILKIE, Imperial Bank.

CONTRACTORS' SECTION.

Chairman,  
RICHARD DINNIS.

Deputy-Chairman,  
JAMES BURNS.

Executive Committee,

ARTHUR ARDAGH,	A. W. GODSON,
JAMES BURNS,	R. DINNIS,
E. FARQUHAR.	

Secretary,  
E. FARQUHAR.

## COMMITTEES OF THE BOARD.

## MILLERS AND WHOLESALE FLOUR MERCHANTS' SECTION.

Chairman,  
R. J. STARK.

Deputy-Chairman,  
W. H. KNOWLTON.

Secretary-Treasurer,  
EDGAR A. WILLS.

W. GALBRAITH,  
W. SPINK,

Executive,  
J. N. PEER,  
JOHN BROWN,  
M. McLAUGHLIN.

## COAL SECTION.

Chairman,  
T. R. WHITESIDE.

Deputy-Chairman,  
JAMES COWAN.

Treasurer,  
R. E. GIBSON.

Secretary,  
G. W. WOOD.

J. R. BAILEY,  
T. COULTER,  
ELIAS ROGERS,  
F. H. THOMPSON,

Executive,  
JAS. COWAN,  
S. CRANE,  
C. J. SMITH,  
T. R. WHITESIDE.

## WHOLESALE LUMBER SECTION.

Chairman,  
S. C. KANADY.

Deputy-Chairman,  
J. DONOGH.

Executive-Committee,  
A. K. McINTOSH,  
J. DONOGH,  
W. KERR,  
S. C. KANADY,  
W. LEAK.

COMMITTEES OF THE BOARD.

27

Arbitration Committee,  
J. OLIVER, T. H. WILMOTT,  
A. R. CHRISTIE.

Inspection Committee,  
A. R. RICHES, A. R. McINTOSH,  
JAMES TENNANT.

Secretary-Treasurer,  
EDGAR A. WILLS.

---

GRAIN, MALT, AND HOP SECTION.

Chairman,  
H. N. BAIRD.

Deputy-Chairman,  
E. O. KEEFE.

Executive Committee,  
N. WEATHERSTON, J. CARRUTHERS,  
H. N. BAIRD, ROBERT DAVIES,  
E. O. KEEFE.

Secretary-Treasurer,  
EDGAR A. WILLS.

---

WHOLESALE HARDWARE AND METAL SECTION.

Chairman,  
A. B. LEE.

Deputy-Chairman,  
WILLIAM THOMSON.

Executive Committee,  
A. B. LEE, A. THOMSON,  
P. HOWLAND, JAMES KERRIGAN,  
L. SAMUEL, A. DARLING,

Secretary-Treasurer,  
EDGAR A. WILLS.

## COMMITTEES OF THE BOARD.

## WHOLESALE DRY GOODS SECTION.

Chairman,  
HON. JOHN MACDONALD.

Deputy-Chairman,  
S. CALDECOTT.

Treasurer,  
S. F. MCKINNON.

Secretary,  
EDGAR A. WILLS.

## Executive Committee,

T. O. ANDERSON,  
S. CALDECOTT,  
H. W. DARLING,

HON. JOHN MACDONALD,  
S. F. MCKINNON,  
F. WYLD,

J. KNOX HAMILTON.

---

## In Memoriam.

---

Names of Members who have Deceased from January 1st,  
1887, to December 31st, 1887.

---

Armitage, Alexander, Grain Merchant, Toronto and Seaforth, Jan-  
uary 19th, 1887. Aged 43.

Parker, Thomas, Miller, Thornton, February 27th, 1887. Aged 59.

Milner, Thomas, Grain Merchant, Brampton, February 27th, 1887.  
Aged 46.

Hyndman, Samuel, Freight Agent, Toronto, March 13th, 1887.  
Aged 40.

Samuel, Lewis, Wholesale Hardware Merchant, Toronto, May  
10th, 1887. Aged 59.

McNolty, James, Coal Merchant, Toronto, May 23rd, 1887.  
Aged 40.

Hargraft, W., Grain Merchant, Goburg, July 8th, 1887. Aged 57

Elliot, M. M., Grain Merchant, Brampton, September 10th, 1887.  
Aged 49.

---



## THE TREASURER'S REPORT.

*To the Members of the Board of Trade of the City of Toronto.*

GENTLEMEN,—In presenting my annual statement of the financial affairs of the Board on the 31st December, 1887, I cannot help congratulating you on its healthy condition, and the financial and numerical strength it has gained during the past year.

Our year's income has been derived from the following sources, viz:—

Members' annual subscriptions .....	\$ 9,135 00
Entrance fees of six members @ \$100 .....	600 00
Rents for use of Rooms .....	192 50
Transfer fees .....	69 00
Sales of Statistical Reports .....	30 50
Interest on Bank deposits .....	<u>247 35</u>

Making in all .....

\$10,274 35

Our expenses have amounted to .....

\$5,973 04

Leaving the sum of .....

\$4,301 31

To be carried forward. This added to the .....

2,794 47

At your credit at the beginning of the year, gives, now

in hand.....

\$7,095 78

### REVENUE.

As above .....

\$10,274 35

### EXPENDITURE.

For Rent, Secretary and assistants, use  
of Ticker, Telephone, etc.....

\$ 3,930 00

“ Newspapers for Reading Room,  
Statistical Reports, Weather Re-  
ports, Delegations, etc.....

903 75

*Carried forward*.....

\$4,833 75

\$10,274 35

TREASURER'S REPORT.

31

<i>Brought forward</i> . . . . .	\$4,833 75	\$10,274 35
For Legal Expenses, Pennee & Peer, in re J. F. McLaughlin. . . . .	108 50	
" Lithographing Cheques and Debentures, Fuel, Light, Postage, Advertising, Office Sundries, and Printing. . . . .	701 16	
" Sundry other Accounts. . . . .	329 63	
Balance of this year's income over expenditure. . . . .	4 301 31	
	<u>          </u>	<u>\$10,274 35</u>

During the year 6 new certificates were issued, and 69 transfers effected.

The membership now numbers 915, including one life member.

Of the above number EIGHT HUNDRED AND SIX MEMBERS have taken advantage of the Gratuity Scheme.

We lost eight members by death during the year.

Respectfully submitted,

GEO. MACLEAN ROSE,

*Treasurer.*

TORONTO, January, 1888.

WE CERTIFY that we have audited the above Report, and checked the various items with the Books and Vouchers of the Treasurer of the Board of Trade of the City of Toronto, and find it to be correct.

The Books and Accounts have been carefully and accurately kept.

(Signed)

E. R. C. CLARKSON, F. C. A.

WM. POWIS, F. C. A.

*Auditors.*

TORONTO, 27th January, 1888.

# TORONTO BOARD OF TRADE.

PRESIDENT'S ADDRESS, 1887.

Following the custom established by my predecessors, of presenting you with a President's annual address, I propose to refer as briefly as possible to topics which should interest us, not only as members of the Board of Trade of this city, but also as residents of the Dominion of Canada.

Although the year which has just closed has not been one of universal prosperity to Canadians, still in some of the Provinces prospects are brighter than they have been for several seasons. In this connection, Manitoba and the North-West may be mentioned as notable instances where abundant crops have resulted in a more hopeful feeling throughout the country generally. Two or three more years such as the last cannot fail to enhance its character as a most attractive country for immigrants to settle in.

## GRAIN AND FLOUR.

Owing to the extremely dry weather last summer, the crops in Ontario have not proved satisfactory. In many sections wheat was a failure, in others it was better, while in a few places it was a fair crop and of good quality. Barley, although not up to the average of former years in quantity, was of superior quality, and consequently commanded good prices. All the other kinds of grain suffered more or less from the drought, as did dairy products also.

The year 1887 opened with fair prospects for the grain trade, and continued so until the collapse of the Chicago wheat ring, in June, followed by that of the California ring shortly afterwards, the effect being that prices receded until about the end of August, when wheat and flour, I am told, touched the lowest price ever recorded in the history of the trade. About this time the deficiency in the crops, both here and in the United States, began to have effect, and ever since prices have been advancing, thus affording fair profit to the handlers; so that, on the whole, the year just closed should be a good one for those grain and flour merchants who have acted prudently.

The millers of Ontario may be congratulated in that the bounteous crop of the North-West has enabled them to supplement the shortage of this Province, so that they have been able to keep their mills moving, and thus bring the season's operations to a more satisfactory close than would otherwise have been the case.

## MANUFACTURES.

The manufacturing interests of the Province appear to be in a fairly prosperous condition. There has been over-production in some branches, with the inevitable consequences of unremunerative prices. While no one likes better to see industries of a useful character commenced in our country, I would caution persons starting new factories to consider well whether or not there is room for them before carrying out their intentions.

## LUMBER AND TIMBER.

Amongst the most important productions of the country are its timber and lumber, and I have noticed that whenever business in these is in a prosperous condition, others are so as well. I am informed that the past season has not been all that could be desired, but, if the recent sales of limits is any indication, prospects for the future must be very good. The prices for which these limits sold were the highest ever paid, the sum realized for a comparatively small area aggregating considerably over a million dollars.

The carpenters' strike, which occurred last summer, had a very injurious effect on the local lumber trade. It checked building operations, and lessened the demand for lumber. It is to be deplored that these strikes should so frequently occur, and how much better it would be for all parties were they prevented. Arbitration, it appears to me, is the only remedy for an evil, the injurious effects of which extend far beyond those who are immediately concerned. This Board would be doing a noble work if it could arrange some plan by which differences between employers and their employees could be reconciled without appeal to this extremity.

## DRY GOODS.

In this important branch of trade, it is generally conceded that much derangement has arisen from excessive importations, and all that is implied in this policy. The forcing of dry goods upon the retailer at the smallest margin of profit, nay, often the throwing of large quantities upon

the market at less than cost, enhances, if it does not originate, the evils of excessive crediting, dating forward and over-lapping of credit. The remedy lies, it seems to me, in lessening imports, so as to proportion them to the consumptive needs of the country. This done, a reasonable profit may be secured upon the business transacted.

Another point I would emphasize in this connection. Toronto dry goods houses now do business with the Maritime Provinces, with Manitoba, and even British Columbia. This is, of course, highly creditable to the enterprise of our citizens, but the remoteness of these fields, the impossibility of gauging their normal requirements by personal visits, and the tendency of merchants in new communities to overdo purchases, should all induce care in the opening of accounts and the granting of credits.

Our houses, as a rule, there is reason to believe, are both prudent and responsible; and, while rivalry is keen, there is not, I am happy to think, any such foolish unfriendliness as would prevent frank consultation between Toronto merchants, or even with those of other cities, for the common good. With friendly conference and united action, aimed to cure such evils as I have suggested, there can be no doubt that the prosperity of this extensive branch of trade of the country will be greatly enlarged.

#### GROCERIES.

The business in groceries for the year just closed was a fair average, both as regards volume and profits. Sugars, which constitute a large proportion of the trade, have been advancing in value in the markets of the world during the year, and thus it has been possible to secure some profit on an article which is usually sold at about cost, or, as frequently occurs, under cost. Wholesale grocers happily do not have to contend with the difficulty of long credits, as do their brother merchants who deal in dry goods, but nevertheless they and other branches of business sometimes suffer from its consequences. It too often happens that when the crash comes the stock of an insolvent consists chiefly of an overload of dry goods, much of which is old and unsalable, and which the party was induced by the long credit system to purchase. The danger of overstocking is not so great or so serious in groceries as in other branches, but there still lurks the temptation to import more goods than the circumstances warrant. If merchants will take the trouble of looking back on their business for some years, I am satisfied they will convince themselves that the most money has been made in years when less rather than more than supposed requirements were imported.



## HARDWARE.

So far as I can ascertain the hardware trade has been very good lately. Steady advance in the value of iron has made the business more remunerative than usual. I am informed that payments are being fairly well made, and prospects for the present year appear to be excellent.

## PAYMENTS.

Payments during the year have been well maintained. I am aware that this must be the result of very energetic effort on the part of those who had engagements to meet, for the shortage of the cereal crops must have made money scarce throughout the rural districts.

Some traders are always behind in their payments, and these are they who take advantage of any pressure or of any exceptional circumstance, as an excuse for not meeting their engagements, but I am happy to think that this class of dealer is every day becoming less numerous.

## BANKING.

Although the past year has been unfortunately marked by two bank suspensions, this branch of business has in some respects been better than usual. A more active demand for money has enabled the banks to procure higher rates of interest. During the autumn there were appearances of possible stringency in the money market, but an easier feeling has since prevailed. Money is again cheaper in London, the great financial centre, and there is now every likelihood it will be still lower as the present year advances.

Our banks generally are in a healthy condition. Unfortunately the recent suspension of the Central Bank, brought about by reckless mismanagement, has had a disturbing influence, and institutions well conducted and perfectly sound have suffered undeservedly in consequence.

It is to be hoped that no attempt will be made for some time to come to establish new banks, those at present in existence being fully sufficient for the requirements of the country for many years.

## INSURANCE.

There are few things of more importance to merchants than the question of insurance. They have ample means of securing themselves against losses by fire, but so far they lack the means of knowing whether or not



their customers are insured, and they may therefore themselves be thus carrying risks which they never contemplated.

About two years ago an attempt was made to adopt some plan by which wholesale merchants could be informed of the extent to which their customers were insured. A committee of this Board was appointed to meet a committee of the Underwriters' Association and considerable discussion was had. The commercial agencies were willing to do all in their power to carry to successful operation any plan that might be agreed upon. An arrangement was proposed, which I believe would have been satisfactory and quite workable, but I regret much that the insurance companies did not appear to approve of it. No really conclusive reply to the proposition made has yet been given by the insurance companies, and I would suggest that the new Council name a small committee from among themselves whose duty it should be to again take this question up, and have further conference with the Board of Underwriters, a meeting of which body will, I understand, be held in Toronto next March. It is of vast importance, not only to the wholesale merchants, but also the retail traders themselves, that they should carry a proper amount of insurance.

#### INSOLVENCY.

In his address last year, my predecessor, Mr. Darling, made special reference to the subject of insolvency, but no Insolvency Act for the Dominion has yet been passed. This Province is tolerably well provided for by the Ontario Act governing the distribution of Insolvent debtors, estates, but a Dominion Act will alone supply what is yet wanted, viz.: a measure by which those who are insolvent can be compelled to assign, and that to assignees who would have the confidence of their creditors. At present many of our merchants do business in nearly all parts of the Dominion, but if a debtor becomes insolvent who does not reside in Ontario, they find that they are under a totally different law in other Provinces, and frequently they are at the mercy of traders who are either unscrupulous or thoroughly dishonest. I trust that at the approaching session of the Dominion Parliament insolvency legislation will be taken up, and comprehensive and practical bill passed. This Board should, however, carefully watch such legislation and do their utmost to prevent objectionable clauses being introduced into the bill. I should be glad to see the power of discharge left in the hands of creditors or as nearly so as possible. Debtors who are unsuccessful in business, and who act honest-

ly, need have no fears that they will not at a proper time get a discharge from their creditors.

## MUNICIPAL MATTERS.

The health of Toronto has been very good during the past year, and it is the duty of all parties to do their utmost that it so should continue. Proper drainage and ventilation, with full supervision over the sanitary arrangements of all houses, will help greatly in maintaining the healthy condition of our city. I am pleased to observe that Sanitary Inspectors have been appointed for the municipality, and if these important officials will only do their duty without fear or favor, good results may be expected to follow.

It was unfortunate that before the By-law provided for the construction of trunk sewers was submitted to the citizens at the recent elections, the drainage scheme was not put in a more intelligible form. Had this been done, and had it been of such a nature as would have commended it to the people's judgment, I believe it would have carried. Very probably what defeated the measure was fear of reckless expenditure for something that would not serve the purpose intended.

The like distrust caused the defeat of the By-law to provide for an improved water supply. This is a matter of grave importance to all in the city, but especially is it of serious import to merchants and manufacturers, who are compelled to trust to a plentiful supply of water for their protection against fire. One has only to read what our new Mayor says on the subject in his message, to see in what peril we stand. At the present moment, were the larger of the two engines now at work to meet with a serious accident, a water famine would almost inevitably result. The only perfect safeguard would be in procuring by gravitation a supply of water from Lake Simcoe. If this could be done at reasonable cost, I believe it would be a saving of expense in the end. I would suggest that this Board memorialise the City Council to have put in the estimates for the current year a sufficient sum to cover the cost of a survey, and of estimates of what the cost of such a work would be. In the meantime, however, something should be done towards placing the city in a more secure position as regards its water supply. The details of what is necessary may be safely left in the hands of the City Council, but I think that it is quite within the province of this Board to say to the Council that if a carefully considered statement of what is necessary to afford an ample supply of good water is again prepared, and a By-law

submitted, it would render every possible assistance in having such a By-law carried.

The subject of the proposed new court house having been considered by this Board some time since, and action taken by it to prevent too lavish expenditure on the building, I may be allowed to refer to the matter, and express the hope that our City Council will not be tempted to commence the work without having first ascertained what the ultimate cost will be, and that the cost will be kept within reasonable bounds. I feel quite sure that the members of this Board wish to see handsome buildings erected that would be a credit to the city, and which would furnish ample accommodation, but I also consider this may be done without incurring the charge of extravagance.

#### THE BOARD.

Coming to matters more closely relating to our own immediate concerns, I am happy to be able to report the continued prosperity of the Board, and the interest taken in its affairs by the members. I intend leaving all statistics to be submitted by our Secretary, and will only notice generally circumstances of interest. Changes in our membership are constantly occurring, but there is a steady, active demand for the places of those who, from one cause or the other, wish to retire. There were those who prophesied that ere this our membership would begin to fall off, but I am pleased to say they have been disappointed, as reference to the Secretary's report will show that, notwithstanding the adoption of an entrance fee of \$100.00, the membership has increased during the past year. There is not up to the present moment any lack of interest in the concerns of the Board, but on the contrary such interest appears every day to increase; and if we can only accomplish the acquiring of a local habitation of our own, I fully believe that our success will be perfectly established.

A large amount of business has been transacted by the Council of the Board during the year, and I have at every gathering been struck with the energy and intelligence shown by members in approaching the various matters with which they have had to deal. I have also been surprised to notice how cheerfully time so valuable to all, was given to the concerns of the Board, and how regular the attendance at the meetings has been. I cannot recall a single instance during my term of office when the Council had to adjourn for want of a quorum, and the attendance was generally very full.

The Board of Arbitration has also been doing good work during the year; many matters which would have otherwise involved costly and protracted litigation have been settled in a short time, and at smallest expense. Further, I would observe arbitration always tends towards better feeling between members of the Board. Disputes being settled promptly, there is not time for bitterness of feeling to become intensified as it would be in the case of litigation.

Unfortunately the discipline of the Board had in one instance to be severely exercised, but even this will probably result in good. The integrity of the Board has been vindicated, and members are now well aware that transactions of a doubtful character will not be tolerated.

## COMMERCIAL UNION.

There was a meeting of the Board in May last for the purpose of discussing Commercial Union with the United States, a subject then occupying a good deal of public attention. Throughout the debate, the attendance was large and great interest manifested. No decision having been reached on the first meeting, the meeting adjourned from time to time, until finally the following resolution was adopted unanimously:

Moved by Mr. J. Macdonald, seconded by Mr. D. R. Wilkie:

"That this Board desires to place on record the conviction that the largest possible freedom of commercial intercourse between our own country and the United States, compatible with our relation to Great Britain, is desirable."

"That this Board will do everything in its power to bring about the consummation of such a result."

"That in its estimation no treaty which ignored any of the interests of our own country, or which gave undue prominence to any one to the neglect or to the injury of any other is one that could be entertained."

"That in our agricultural, mineral, manufacturing, and our diversified mercantile interests, in our fisheries, forests, and other products, we possess in a rare and in an extraordinary degree all the elements which go to make a people great, prosperous, and self-reliant."

"That these are fitting inducements to any nation to render reciprocity with Canada a thing to be desired, and such as should secure for us a reciprocal treaty with the United States of the broadest and most generous character which, while fully recognizing these conditions, would contain guarantees which would prove of mutual and abiding advantage to both nations; but that this Board cannot entertain any proposal which

would place Great Britain at any disadvantage as compared with the United States, or which would tend in any measure, however small, to weaken the bonds which bind us to the Empire."

## PROPERTY.

Much delay was experienced in procuring a title to the American Hotel property, intended as a site for a Board of Trade building, but all was finally completed in November last, and it now actually belongs to the Board. It only remains to adopt some plan by which an edifice worthy of this important body will be erected on the site. I have no doubt but that, if properly managed, arrangements could be made for the erection thereon of a building which would give a good return for the investment, besides providing handsome and convenient premises for the Board itself. What I would recommend is that the new Council be instructed to name from the Board generally a committee of gentlemen who would be likely to interest themselves in the matter, and who would take charge of the whole business of managing the property, and arranging for the erection of suitable premises.

## GRATUITY FUND.

The "Gratuity Fund" of this Board is now in successful operation, and appears to meet the expectation of its promoters fully. The number of deaths has not yet reached nearly the maximum of the estimates, being only ten since the inauguration of the system, or about the rate of 6 per annum, while the limit of assesment is 13. The reserve is steadily increasing and now amounts to over \$19,000,00. If estimated as a life assurance, the annual payments are extremely low, in fact about the minimum attainable. It is not a life assurance, however, but a benevolent provision made by the members of the Board, for the families of those of their number who it may please Providence to call from amongst them. The gratuity has already proved a blessing, and a timely help in more than one instance.

I have to congratulate the Board on its continued usefulness and prosperity. Its funds are in a healthy condition, there being a balance of cash in the Treasurer's hands amounting to over \$7,000.00, but all this and very much more will be required when arrangements for the new building are being made. The Board is growing daily as an exponent of the views, not of our own merchants alone, but of those also from other parts of the Province who have joined our ranks; and whenever the sug-



gestions or remonstrances of such a body have to be brought under the notice of either the Dominion or Local Government, they cannot fail to command that attention to which its representative character entitles it.

## BANQUET TO MR. H. W. DARLING.

Some pleasing events of a social nature which tended to relieve the routine of ordinary business, have occurred during my year of office, and in which I participated with a great deal of pleasure. The Board, appreciating the valuable services rendered by my predecessor, Mr. Henry W. Darling, proposed that such services should be recognised in some marked way, and after consideration, it was resolved that he should be invited to a banquet to be given in his honor. Mr. Darling kindly accepted the invitation, and the banquet was held in the Rossin House, on 16th February, 1887. The attendance was large, and the enthusiasm with which Mr. Darling was received, while only a just recognition of the zeal which he had thrown into his work while President of the Board, must have been gratifying to him as an indication that his services were not likely to be forgotten. During the progress of the banquet a piece of plate was presented to him, which I trust will be preserved in his family as a testimony of the estimation in which he is held.

## VISIT OF THE GOVERNOR-GENERAL.

It having come to my knowledge, early in May last, that His Excellency, Lord Lansdowne, Governor-General of Canada, was about to visit Toronto, I considered it advisable to bring the matter before the Council of the Board with the view of having His Excellency invited to visit our rooms, and his being presented by the Board with an address. He kindly accepted the invitation, and paid us a visit on the 9th of May, when it was my pleasing duty to read the address, and to introduce to him the members of our Board who had assembled in large numbers to receive him.

## ANNUAL DINNER.

The other event, and one which will mark it as a red-letter day in our history, was the inauguration of the annual Board of Trade dinner. The first of these was held in the Rossin House, on the 30th December last, and I need hardly say that it was a great success. Having ascertained that the Right Honorable Joseph Chamberlain, British Plenipotentiary to the United States on the fishery question, was at Ottawa, the guest of

Lord Lansdowne, the Secretary of the Board was sent thither with invitations to the Governor-General and Mr. Chamberlain to honor us with their company on the occasion. Unfortunately His Excellency was unable to leave Ottawa, but Mr. Chamberlain kindly accepted our invitation, and was present at our dinner. His reply to the toast of "The Commercial Interests of the Empire" will long remain fresh in the memory of those who were fortunate enough to have the opportunity of listening to it. It was an address of the highest order, brimful of eloquence, and marked business ability, and abounding in kindly expressions towards the Canadian people. It was matter of regret that the size of the room in which the dinner was held would admit of only about 350 of our members being present. Fully as many more wished to obtain tickets, but could not. Several of our members desired besides to obtain admission for friends, but it was impossible to grant the favor, as the rule, that none but members should be admitted, had to be rigorously enforced. The time within which the dinner had to be held was too short to admit of larger accommodation being provided. I hope, however, that future events of the kind will be arranged for earlier, so that a room of sufficient size to seat all those who desire to be present may be secured.

There are many other matters to which I would like to allude, but having already occupied so much of your time, I hesitate to trespass any longer. In closing this address I would be remiss in my duty were I to neglect referring to the pleasure I have experienced in presiding over this Board, and to the cordial support I have received in my capacity of President from all those connected with it. To the Vice-Presidents and Council, I am particularly indebted, and I shall always look back on this past year with pleasure as well as pride, and I shall ever remember with the kindest feelings those many friends whom I have so frequently met at our Council. Of our active Secretary I cannot speak too highly. The zeal and energy he has thrown into his office has contributed much to the great measure of success which the Board has attained and my earnest wish is that he may long be spared for those duties which he has hitherto so faithfully performed.

WM. INCE,  
*President.*



## SECRETARY'S REPORT.

TORONTO, 31st December, 1887.

GENTLEMEN,—I herewith respectfully submit a report of the official proceedings of the Board for the past year, ending 31st December, 1887.

The Exchange of the Board was open for business 306 days, and closed 59, viz., 52 Sundays, New Year's Day, Good Friday, Queen's Birthday, Dominion Day, Civic Holiday, Thanksgiving Day, Christmas Day.

During the year 515 meetings have been held, as follows:

Board meetings . . . . .	19
Council meetings . . . . .	26
Board of Arbitration . . . . .	14
Board of Examiners in Grain . . . . .	9
Board of Examiners in Flour and Meal . . . . .	4
Board of Examiners in Hides and Leather . . . . .	2
Committee of Arbitration . . . . .	23
Bankers' Section . . . . .	8
Contractors' " . . . . .	25
Coal " . . . . .	40
Wholesale Dry Goods Section . . . . .	4
Grain, Malt and Hop " . . . . .	5
Gratuity Trustees . . . . .	17
Millers and Wholesale Flour Dealers' Section . . . . .	11
Subscribers to Gratuity Fund . . . . .	3
Trustees of the Board . . . . .	2
Wholesale Lumber Section . . . . .	2

Six members have been elected during the year qualifying by the payment of the entrance fee of \$100.00, and 69 members by the transfer to themselves of outstanding certificates of membership. Three applications for membership were refused by the Board.

Eight members have died, seven of whom were members of the Gratuity Fund, making the total number of deaths of members since its organization on the 3rd June, 1886, 10.

Eight hundred and six members out of the total of 915, are members of the Gratuity Fund, an increase of 71 since the 1st September, 1886.

Pursuant to a By-law to that effect, certificates of membership suitably engraved were issued to the members on the 16th of March, 1886. From that period up to the close of the present year, 130 certificates have been transferred. Of this number eight were those of deceased members.

For the first time in the history of the Board it has been found necessary to suspend two members for conduct unbecoming members of this corporation, and also to expel a member for a breach of the act of Incorporation and By-laws.

During the year the following amendments to the By-laws have been adopted :—

#### AMENDMENTS TO RULES.

##### (1.) ARBITRATIONS.

*Passed 25th February, 1887.*

Sub-section (1) of Section 16 repealed, and the following substituted:—

“For matters not involving pecuniary transactions, the fees to be charged in proportion to the time and trouble, and referred, if objected to, to the Council. In every arbitration case, on cause being shown to the Council, the fees of the arbitrators may be increased or decreased, as may seem to them just and reasonable.”

The following is the Sub-section repealed :—

“For matters not involving pecuniary transactions, the fees to be charged in proportion to the time and trouble, and referred, if objected to, to the Council, and on cause being shown to the satisfaction of the Council, the fees of the arbitrators may be increased as may seem to them just and reasonable.”

##### (2.) ENTRANCE FEE.

*Passed 25th February, 1887.*

#### AMENDMENT TO SECTION 2.

“An entrance fee of one hundred dollars shall be charged to all persons desiring to become members of the Board, and as soon as there shall be recorded, as issued, one thousand certificates of membership, then the entrance fee shall be two hundred dollars.”

Part of section 2 repealed as follows :—

"An entrance fee of one hundred dollars shall be charged to all persons desiring to become members of the Board after the 1st January, 1886, so far as persons residing in the city are concerned, and after the 1st February 1886, as far as relates to non residents."

## (3) CALL BOARD.

*Passed 23rd July, 1887.*

That in future at the Call Board or on 'Change, or at other times, between the members, property, produce, flour, grain, meats and all other products of the soil, mine, forest, and dairy, may be bought and sold under the following rules and regulations:—

1st. All sales or contracts made for wheat hereafter, unless otherwise specified, shall be understood to be for, No 2 wheat, and on such contracts a tender of either No 2 White, No. 2 Red, No. 2 Manitoba Hard, No. 2 Spring, No. 2 Canada Hard, No. 2 Northern Spring, and higher grades of each, or a tender in part of one kind or grade, and in part of another, making the quantity required by the contract, shall be deemed sufficient, not less than one car load, unless otherwise specified. All sales of grain, when the variety or kind is named, shall be understood to be of No. 2 grade, not less than one car load, unless otherwise specified.

## CLAUSE EXPUNGED.

That in future at the Call Board and also during the regular sessions on 'Change, flour, grain, and all other produce may be bought and sold for future delivery under the following rules and regulations:—

1st. All sales of grain shall be understood to be of No. 2 grade and not less than one car load, unless otherwise specified.

On the 15th April, the amended Gratuity By-laws, as approved by the subscribing members of the fund, were adopted, the leading feature of which was the limitation of age for participation in the fund to 50 years; the providing for the admission to the Board of those whose condition of health might not be satisfactory to the trustees, without participation in the fund; the providing that all liabilities in respect of the rights and interests of the Gratuity Fund shall date back and be computed from the time of the formation of the Gratuity Fund; that all memberships shall be chargeable with all assessments, also that the transfer of membership in the Board shall involve the transfer of all claim and interest in the Gratuity Fund.

## SECRETARY'S REPORT.

Seventy-eight donations have been received for the Library, irrespective of the reports, etc., from the Dominion and Local Legislatures.

Pursuant to the instructions of the Board, the first annual dinner was inaugurated on the 30th December, 1887, and was in every way a most encouraging success.

During the year the final arrangements for the handing over to the Board of the property known as the American Hotel have been completed, and the same is now in its possession.

I am, gentlemen,

Your obedient servant,

EDGAR A. WILLS,

*Secretary.*

Boa

RE

The T  
Annual Re  
appended t

As a mat  
the scheme  
of the Boar  
been obtain  
29th June,  
piry of six  
scribers hel  
Trustees w  
D. Matthe  
President t

At the fi  
Mr. G. M.

A vacanc  
Darling fro  
election of  
and were  
administer

It was s  
all the exi  
experience  
amendmen  
and unani

The effe  
protection  
of age an  
same time  
50 years o  
existing s  
under the

It has a  
heartiness

ec-  
ras  
ost  
the  
ed,  
|

## Board of Trade of the City of Toronto.

# GRATUITY FUND.

## REPORT OF THE TRUSTEES.

TORONTO, July 4th, 1887.

The Trustees of the Gratuity Fund beg to present to the Council their First Annual Report and Financial Statement brought down to the 30th June, to which is appended the Certificate of the Auditor.

As a matter of record and for the information of the Board, it may be stated, that the scheme of the Gratuity Fund was submitted by the Council to a general meeting of the Board held on the 16th November, 1885, and the necessary legislation having been obtained, the By-laws giving effect thereto were adopted by the Board on the 29th June, 1886, on which date the subscription books were first opened. On the expiry of sixty days, 733 members had made subscription, and at a meeting of the subscribers held on the 3rd September, 1886, in accordance with the By-laws, the following Trustees were duly elected, viz. : Mr. D. R. Wilkie, to serve for 3 years ; Mr. Wilmot D. Matthews, to serve for 2 years ; Mr. Wm. Ince, to serve for 1 year ; the then President and Treasurer of the Board being also Trustees by virtue of their office.

At the first meeting of the Trustees, Mr. Henry W. Darling was elected Chairman, Mr. G. M. Rose, Treasurer, and Mr. Edgar A. Wills was appointed Secretary.

A vacancy in the Board of Trustees having occurred through the retirement of Mr. Darling from the position of President of the Board of Trade, in January last, and the election of Mr. Ince to that post, the remaining Trustees reappointed Mr. Darling, and were gratified at his accepting the office and continuing his aid as Chairman in administering the important affairs of the Trust.

It was scarcely to be expected that the By-laws, as originally framed, would meet all the exigencies of a somewhat new and comparatively untried scheme with us, and experience having demonstrated the importance of certain emendations, additions and amendments thereto, the subscribers were called together on the 17th March, 1887, and unanimously adopted the suggestions made by the Trustees.

The effect of these was greatly to improve the scheme and to afford much needed protection to the existing membership by prohibiting members of the Board, 50 years of age and over, from participating in the gratuity system, making provisions at the same time for admission of applicants to membership of the Board who may be over 50 years of age, or in ill health, on terms that do not operate disadvantageously to the existing subscribers to the Gratuity Fund, and are not onerous to those labouring under the disabilities mentioned.

It has afforded the Trustees much satisfaction to notice the practical unanimity and heartiness with which the members of the Board have joined the scheme, and the com-



mendable punctuality with which the various assessments have been paid, and they see no reason to doubt the ultimate success of its operation with such a measure of equity to all as to leave little ground for complaint. The gratification with which the subscribers will witness the steady accumulation of their fund, and the added average expectancy of life of the subscribers as the younger members replace those of maturer years, on the one hand, and the beneficent effect of the gratuities paid the representatives of the deceased members, on the other hand, will amply compensate them for the trifling contribution made by way of assessments from year to year.

The subscribers are respectfully referred to the accompanying tables for full information as to the assessments made, gratuities paid, expenses and balance carried forward, which are in the main what was anticipated, and should be regarded as highly satisfactory.

It will be noticed that the amount of the gratuity paid the first year varied from \$829.10 to \$864.18, and in accordance with the By-law in that behalf, the amount of gratuities will be increased the second year by \$100.00 each. The amount paid to the beneficiaries is determined by taking such proportionate part of the gratuity of each year as the subscribing membership at the time of each death bears to the full membership of the Board.

A new Trustee falls to be elected at the first annual meeting of the subscribers, in lieu of Mr. Darling, who retires by rotation.

Respectfully submitted,

W. INCE,  
W. D. MATTHEWS,  
D. R. WILKIE,  
H. W. DARLING,  
G. M. ROSE, } Trustees.

EDGAR A. WILLS,  
*Secretary.*

### ORDER OF DISTRIBUTION OF THE GRATUITY FUND.

BOARD OF TRADE OF THE CITY OF TORONTO.

1. If the deceased member shall leave surviving him a widow and no children, the whole is to be payable to the widow.
2. If the deceased leave a child or children and no widow surviving, the whole is payable to such child or children in equal shares.
3. If the deceased member leave a widow and a child or children surviving, one-half shall be payable to the widow and half to the child or children in equal shares.
4. In any case under which any child or the children of a deceased member would, if surviving him, be entitled to the gratuity payable on his death or a share therein under any of the foregoing clauses, and such child or children do not survive him but leave (surviving him) more remote descendants, they shall take (in equal shares, per stirpes) the gratuity or share therein to which their parent or parents respectively, if surviving, would have been entitled.
5. If the deceased member leave no widow or children or more remote descendants surviving him, the Gratuity shall be payable :—
6. If the deceased leave father and mother, or either surviving him, then to the father and mother in equal shares, or to the one if only one surviving.

7. If the
- sist
- sha
- chi
- viv
- of
8. The s
9. If the
- th
- Tr
- ha
- en
- Tr
10. The
- a
- sh
11. All

Died.

1886.  
Sept. 22

Oct. 7.

Nov. 3.

1887  
Jan. 19

Feb. 6.

Mar. 13

7. If the deceased leave no father or mother surviving him and leave brothers and sisters, or both, the gratuity shall be paid to the brothers and sisters in equal shares, and if there be also children of any deceased brother or sisters, such children shall take in equal shares the share which the deceased parent, if surviving, would have taken; relatives of half-blood to take equally with those of whole blood.
8. The shares of minors to be paid to the legal guardians of their personal estate.
9. If there be no person entitled to the gratuity under any of the foregoing clauses the same may be disposed of and paid to any person or persons whom the Trustees of the Gratuity Fund in their uncontrolled discretion shall deem to have been wholly or partly dependent upon the deceased member, or reasonably entitled to the benefit of the gratuity, or if the same be not so disposed of by the Trustees, it shall go to and form part of the Gratuity Fund.
10. The shares of minors for whom no guardians shall be appointed, may be paid into a legal depository of trust funds, subject to the order of such minors when they shall arrive at full age, or to the order of their guardians when appointed.
11. All guardians must accept the guardianship in writing.

THE BOARD OF TRADE OF THE CITY OF TORONTO.

FIRST ANNUAL STATEMENT.

GRATUITY FUND ASSESSMENT.

Died.	NAME.	No.	Age.	No. of Beneficiaries	Amount.
1886.					
Sept. 22....	Charles R. Henderson....	1	43	2	\$829 10
Oct. 7.....	Forbes McHardy.....	2	48	8	833 51
Nov. 3.....	Jacob Raymer.....	3	57	7	843 43
1887.					
Jany. 19....	Alexander Armitage..	4	43	6	862 32
Feb. 6.....	Thomas Parker.....	5	59	3	862 32
Mar. 13....	Samuel Hyndman.....	6	40	4	864 18
		6		30	\$5,094 86

Total number of deaths 1886-7.....	6
Total amount of gratuities.....	\$5,094 86
Average amount of each payment.....	849 12

DISTRIBUTION OF GRATUITY.

Wives.....	5	Children.....	25	Total.....	30
Average age, 48.33		Percentage of deaths, 75.			



## TRUSTEES' REPORT.

## CURRENT EXPENSE ACCOUNT.

*Dr.*

1887.		\$18,309 00
July 1.—To collections from Assessments.....		277 56
" Interest received.....		
		<u>\$18,586 56</u>

*Cr.*

July 1.—By Salaries.....	\$497 99
" Stationery, Books, &c.....	208 30
" Postage.....	130 67
" Office Furniture.....	53 43
" Gratuities paid.....	5,024 58
" Cash balance in Canadian Bank of Commerce....	12,622 59
" Cash in hand.....	49 00
	<u>\$18,586 56</u>

## GRATUITY FUND ACCOUNT.

*Dr.*

1887.		\$18,354 00
July 1.—To 798 Subscribers at \$23,00.....		277 56
" Interest received.....		
		<u>\$18,631 56</u>

*Cr.*

July 1.—By Gratuities paid and due.....	\$5,094 86
" Current expenses.....	890 39
" Balance collected.....	12,562 31
" Balance in course of collection.....	84 00
	<u>\$18,631 56</u>

Number of Subscribers on closing subscription books, Aug. 31st, 1886.....	733
" " " since to date.....	65

Total, July 1st, 1887..... 798

E. R. C. CLARKSON, F.C.A.,  
Auditor.

E. & O. E., July 4th, 1887.

DONATIONS TO THE LIBRARY OF THE BOARD  
OF TRADE.

From 1st January, 1887, to 31st December, 1887.

- By DANIEL MANNING, *Secretary United States Treasury, Washington.*  
Reports of the U. S. Treasury on the state of finances, 1886, 2 vols.
- By JAMES G. STEEN, *Secretary, Winnipeg, Man.*  
Annual Reports of the Board of Trade for 1886.
- By CHARLES N. BELL, *Secretary, Winnipeg, Man.*  
Annual Reports of the Board of Trade for 1884 and 1885.
- By ARTHUR H. RUGG, *Secretary, Peoria, Illinois, U. S.*  
Annual Report of the Board of Trade for 1886.
- By HENRY L. SMITH, *Secretary, San Francisco, California. U. S.*  
Annual Report of Board of Trade for 1886.
- By GEORGE M. LANE, *Secretary, Detroit, Michigan, U. S.*  
Annual Report of the Board of Trade for 1886.
- By A. H. VERRER, *Secretary-Treasurer, Quebec, P. Q.*  
Annual Report of the Harbour Commissioners for 1886.
- By A. D. WHITNEY, *Secretary, Montreal, P. Q.*  
Annual Reports of the Harbour Commissioners for 1886.
- By W. H. PEARSON, *Secretary, Boston, Massachusetts. U. S.*  
Annual Report of the Chamber of Commerce for 1886.
- By H. MILES MOORE, *Secretary, Leavenworth, Kansas, U. S.*  
Annual Report of the Board of Trade for 1886.
- By J. W. STEWART, *Secretary, St. Thomas, Ontario.*  
Annual Report of the Board of Trade for 1886.
- By WILLIAM THURSTONE, *Secretary, Buffalo, U. S.*  
Annual Report of the Merchants' Exchange, 1886.
- By R. CULVERT, *Secretary, Lacrosse, Wisconsin, U. S.*  
Annual Report of the Board of Trade for 1886.
- By CHARLES DRINKWATER, *Secretary, Montreal, P. Q.*  
Annual Report of the Sixth Annual Meeting of the Shareholders, Canadian Pacific  
Railway.
- By PETER STEWART, *Secretary, Southampton, England.*  
Annual Report of the Chamber of Commerce for 1886.
- By F. HALL, *Secretary, Denver, Col., U. S.*  
Annual Report of the Chamber of Commerce and the Board of Trade for 1886.

309 00  
277 56  
586 56

586 56

3,354 00  
277 56

8,631 56

8,631 56

733  
65

798

ditor.

- By GEORGE F. STONE, *Secretary, Chicago, Ill., U. S.*  
Annual Report of the Trade and Commerce of Chicago, 1886-7.
- By WILLIAM J. LANGSON, *Secretary, Milwaukee, Wis., U. S.*  
Annual Report of the Board of Trade, 1886-7.
- By THE HONORABLE JAMES PATTON, *Collector of Customs, Toronto, Ont.*  
Copy of the Consolidated Customs Act Tariff, 1886.
- By E. R. C. CLARKSON, *F.C.A., Toronto, Ont.*  
The new Ontario Bankruptcy Act, with amendments, 1886.
- By L. B. HOWE, *Superintendent, New York City.*  
Annual Statistical Report of the New York Produce Exchange, 1884.  
Annual Reports of the New York Produce Exchange, 1884-5-6.
- By RALPH W. BAKER, *Secretary, Duluth, Wis., U. S.*  
Annual Report of the Board of Trade, 1886.
- By JOHN M. BROOKE, *Secretary, Knoxville, Tenn., U. S.*  
Charter, By-law, &c., of the Chamber of Commerce.
- By L. B. HOWE, *Superintendent, New York City.*  
The New York Produce Exchange daily, 1887.  
Weekly Statement of the visible supply of grain, as compiled by the New York  
Produce Exchange, 1887.
- By GEORGE F. STONE, *Secretary, Chicago, Ill., U. S.*  
Weekly Statement of the visible supply of grain, as compiled by the Board of  
Trade, 1887.
- By J. YOUNG, *Secretary, New Zealand.*  
Statistics of the Colony of New Zealand, 1886.  
Statistics of the Trade Interchange of the Colony.  
Education of the people.
- By THE DEPARTMENT OF AGRICULTURE, *Winnipeg, Man.*  
Statistics of Health.
- By THE DEPARTMENT OF AGRICULTURE, *Ottawa, Ont.*  
The Manufacture, Consumption, and Production of Iron, Steel, and Coal in the  
Dominion of Canada.
- By EWING BUCHAN, *Toronto, Ont.*  
Buchan's Tables of Exchange.
- By LEWIN, JOSEPH & CO., *London, England.*  
Monthly Market Report on Pearls and Precious Stones.
- By SECRETARY OF STATE, *Michigan, U. S.*  
Michigan Monthly Crop Report.
- By THE HONORABLE JAMES PATTON, *Collector of Customs, Toronto.*  
Copy Custom Duties Amendment Act.
- By A. WHITE, *District General Freight Agent, G. T. R.*  
Copies of the Canadian Joint Freight Classification.
- By SECRETARY, *Chamber of Commerce, Auckland, New Zealand.*  
Annual Report, 1886.

- By NICHOLLS & HOWLAND, *Toronto, Ont.*  
Guide to the City of Toronto.
- By E. BENDELARI, *Italian Consul, Toronto, Ont.*  
Catalogue of Italian Exporters.
- By REGISTRAR-GENERAL OF NEW ZEALAND.  
Statistics of the Colony.  
Results of the Census, 1886.  
Reports on the Census, 1886.
- By THE HONORABLE JAMES PATTON, *Collector of Customs, Toronto.*  
Memorandum of Decisions of the Board of Customs.
- By DEPARTMENT OF AGRICULTURE, *Ottawa.*  
Statistical Abstract and Record for 1886.
- By DEPARTMENT OF AGRICULTURE, *Winnipeg, Man.*  
Manitoba Crop Bulletins.
- By FOREIGN OFFICE, *England.*  
Consular Report for the year 1886 on the Trade of Hyogo and Osaka, Japan.
- By A. BLUE, *Secretary, Toronto, Ont.*  
Agriculture Returns, Ontario Bureau of Industries, Monthly, 1887.  
Bulletin Report of the Bureau for November.
- By MINISTER OF INTERIOR, *Ottawa.*  
Reports relating to Manufacturing interests in existence in Canada.
- By UNITED STATES SECRETARY OF THE TREASURY.  
Report on the Finances for the year 1887.
- By HON. J. PATTON, *Collector of Customs, Toronto.*  
Customs Decisions for October.  
" " November and December, 1887.
- By HENRY O'BRIEN, *Barrister, Toronto.*  
Canada Law Journal for week ending 15th November.
- By SECRETARY OF CHAMBER OF COMMERCE, *Dunedin, Scotland.*  
Memorandum and Articles of Association of Dunedin Chamber of Commerce.
- By REGISTRAR-GENERAL OF NEW ZEALAND.  
Statistics of the Colony of New Zealand for 1886.
- By GEO. HADRILL, *Secretary, Montreal, P. Q.*  
Annual Report of the Montreal Board of Trade, 1886.  
" " " " Corn Exchange, 1886.
- By THE HON. W. F. VILLAS, *Postmaster-General, Washington, D. C., U.S.A.*  
Monthly Schedule of Steamers appointed to convey the United States mail to Foreign Countries.

**LIBRARY.**

*Sessional Papers, Reports, &c., from the Dominion Government.*

Sessional Papers of House of Commons for 1887.

By MINISTER OF MARINE AND FISHERIES.

List of Vessels on the Register Book of Dominion on 31st December, 1886; also Reports of Chairmen of the Board of Inspection and Examiners of Masters and Mates, &c., 1886.

- By CLERK OF THE CROWN.  
Return of Sixth General Election up to 8th June, 1887; also Statement of Expenditure in connection with Dominion Election, 1887.
- By SECRETARY OF STATE.  
Schedule of Despatches in relation to Imperial Institute.
- By MINISTER OF AGRICULTURE.  
Report of Select Standing Committee on Agriculture and Colonisation, June, 1887.
- By MINISTER OF INLAND REVENUE.  
Report on Adulteration of Food, 1886; also Report of Select Committee of Senate on existing Natural Food Products of the North-West Territories, May, 1887; Estimates for the Fiscal Year ending 30th June, 1887; and Estimates for the Fiscal Year ending 30th June, 1888.
- By MINISTER OF AGRICULTURE.  
Statistical Abstract and Record for year 1886.
- By SECRETARY OF STATE.  
Return as to Documents respecting Claim of the Six Nations, May, 1887.
- By MINISTER OF MARINE AND FISHERIES.  
Correspondence relative to the Fisheries Question, 1885 to 1887.
- By SUPERINTENDENT-GENERAL OF INDIAN AFFAIRS.  
Report of Commission of North-West Mounted Police, 1886.
- By MINISTER OF INTERIOR.  
Annual Report of Department of Interior, 1886.
- By SECRETARY OF STATE.  
Civil List of Canada, July, 1886.
- By MINISTER OF FINANCE.  
Report of Trade Relations between Canada and the North West Indies, 1887.
- By MINISTER OF MARINE AND FISHERIES.  
Correspondence relative to the Seizure of British American Vessels in Behring's Sea by United States Authorities in 1886: also Nineteenth Annual Report of Department of Marine, 1887.
- By MINISTER OF MILITIA AND DEFENCE.  
Additional Report as to Matters in connection with Suppression of North-West Rebellion in 1885.
- By MINISTER OF RAILWAYS AND CANALS.  
Annual Report for 1886.
- By MINISTER OF MARINE AND FISHERIES.  
Special Report on Fisheries' Protective Service of Canada, 1886; also Report of Hudson's Bay Expedition of 1886.
- By MINISTER OF RAILWAYS AND CANALS.  
Railway Statistics of Canada for 1886.
- By MINISTER OF FINANCE.  
Report of the Superintendent of Insurance for 1886; also Shareholders of Chartered Banks of Dominion of Canada, as on 31st December, 1886.

- By MINISTER OF INLAND REVENUE.  
Thirtieth Annual Report on Weights, Measures and Gas in 1886.
- By SECRETARY OF STATE.  
Report of Secretary of State for 1886; also Report of Board of Examiners for Civil Service in Canada for 1886; and Report on Canadian Section of Colonial and Indian Exhibition at South Kensington, 1886.
- By MINISTER OF FINANCE.  
Report of Auditor-General on Appropriation Accounts for 1886.
- By MINISTER OF MILITIA AND DEFENCE.  
Annual Report, 1886.
- By POSTMASTER GENERAL.  
Annual Report, 1886.
- By SUPERINTENDENT-GENERAL OF INDIAN AFFAIRS.  
Annual Report, 1886.
- By MINISTER OF FINANCE.  
Public Accounts for year ending 30th June, 1886.
- By MINISTER OF INLAND REVENUE.  
Reports, Returns and Statistics of Inland Revenue for 1886.
- By MINISTER OF AGRICULTURE.  
Annual Report, 1886.
- By REGISTRAR-GENERAL.  
Census of Manitoba, 1885-6.
- By MINISTER OF INTERIOR.  
Reports relating to Manufacturing Interests in Existence in Canada.

*From Provincial Legislature.*

- Sessional Reports for 1887.
- By PROVINCIAL SECRETARY.  
Annual Report of Inspector of Division Courts for Province of Ontario for year 1886; also Fourth Annual Report of Inspector of Legal Offices for Ontario for 1886; Annual Report of the Dairy Associations of Ontario for 1887; and Estimates of Province of Ontario for year ending 31st December, 1887.
- By MINISTER OF EDUCATION.  
Report on School Appliances, &c., exhibited by Educational Department at Colonial and Indian Exhibition, 1886; also Sixteenth Annual Report on Institution for Education of Deaf and Dumb, 1886; and Seventeenth Annual Report on the Hospitals of Ontario, 1886.
- By PROVINCIAL SECRETARY.  
Estimates of the Province of Ontario for 1886; also Report of Commissioner of Crown Lands of the Province of Ontario for 1886.
- By COMMISSIONER OF AGRICULTURE.  
Eighteenth Annual Report of Fruit-Growers' Association of Ontario, 1886.



- By COMMISSIONER OF PUBLIC WORKS.  
Report for 1886.
- By MINISTER OF EDUCATION.  
Twelfth Annual Report of Ontario Agricultural College and Experimental Farm, 1886 ; also Fifteenth Annual Report upon the Ontario Institution for Education and Instruction of the Blind, 1886.
- By MINISTER OF EDUCATION.  
Report of Minister of Education for 1886.
- By PROVINCIAL SECRETARY.  
Nineteenth Annual Report on Lunatic and Idiotic Asylums, 1886 ; also Nineteenth Annual Report on Common Goals, Prisons, and Reformatories, 1886.
- By REGISTRAR-GENERAL.  
Report relating to Registration of Births, Deaths and Marriages, in Ontario, 1885.
- By MINISTER OF AGRICULTURE.  
Proceedings of Annual Convention of Dairymen's Associations of Eastern and Western Ontario, 1886 ; also Report of the Council of the Agriculture and Arts Association of Ontario, 1886.
- By PROVINCIAL SECRETARY.  
Seventeenth Annual Report upon Houses of Refuge in Ontario, 1886.
- By COMMISSIONER OF IMMIGRATION.  
Report of Department of Immigration for Province of Ontario, 1886.
- By PROVINCIAL SECRETARY.  
Seventeenth Annual Report of Entomological Society of Ontario, 1886 ; also Report on the working of the Tavern and Shop Licenses Act, 1886.
- By PROVINCIAL TREASURER.  
Detailed Report of the Inspector of Insurance, 1887 ; also Forestry Report, 1886.
- By PROVINCIAL SECRETARY.  
Eighth Annual Report of the Ontario Agricultural and Experimental Union, 1887.

L

Brist  
Sydn  
Dom  
Onta

Bull

Tor  
Tor  
Tor  
Tor  
Tor  
Chi  
Ne  
Ne

Wi

De  
Mo

Lo  
Lo

To  
To  
To  
Lo  
Lo



# LIST OF DIRECTORIES, NEWSPAPERS, &C.,

*On File in the Board of Trade of the City of Toronto.*

## DIRECTORIES.

Brisbane, N.S.W.  
Sydney, N.S.W.  
Dominion of Canada.  
Ontario Gazetteer and Directory.

Counties of Ontario, Peel and York.  
Toronto.  
Hamilton.  
London, England.

## DAILY CIRCULARS.

New York Produce Exchange Official Circular.

## MONTHLY CIRCULARS.

Bulletin Maritime et Commercial Raud  
Nicol, Havre.

Circular on Pearls and Precious Stones,  
Lewin, Joseph & Co., London, Eng.

## NEWSPAPERS.

### Daily.

Toronto Globe.  
Toronto Mail.  
Toronto News.  
Toronto Telegram.  
Toronto World.  
Toronto Empire.  
Chicago: The Daily Inter-Ocean.  
New York: The New York Herald.  
New York: The New York Journal of  
Commerce.  
Winnipeg: The Manitoba Daily Free  
Press.  
Detroit: The Detroit Free Press.  
Montreal: The Gazette.

### Weekly.

London, England: The Economist.  
London, England: The Woollen and Wor-  
sted Trades Journal.  
Toronto: The Merchant.  
Toronto: The Canadian Grocer.  
Toronto: Railway Life.  
London, England: The European Mail.  
London, England: The Miller.

Buffalo: The Milling World.  
Toronto: The Monetary Times.  
Port Hope: Grand Trunk Elevator Re-  
turns.  
Port Arthur: Canadian Pacific Elevator  
Returns.  
Montreal: Weekly Statement of the  
Earnings and Expenses of the Cana-  
dian Pacific Railway.

### Monthly.

London, England: The Chamber of Com-  
merce Journal.  
London, England: Trade and Navigation  
Returns of the United Kingdom.  
Milwaukee: The United States Miller.  
Montreal: The Canadian Journal of Fab-  
rics.  
Toronto: The Budget.  
Toronto: The Dominion Mechanical and  
Milling News.  
Washington, D.C., Post Office Depart-  
ment: Monthly Schedule of Steam-  
ers appointed to convey mails to  
foreign countries.

## LIST OF RESIDENT MEMBERS.

List of Members of the Board of Trade of the City of Toronto.  
Corrected to 31st January, 1888.

NO. OF CERTIFICATE	NAME.	FIRM.	BUSINESS.	LOCATION.
755	Abbs, Edward		Coal Merchant.	235 St. Clarens ave.
460	Abell, John		Mnfr. Agr. Impts.	Cor. Abell and Queen sts.
691	Adams, Wm.	Adams & Burns.	Wholesale Wine Merchants.	62 Front st. east.
796	Adams, Joseph		Wharfinger	Esplanade east.
68	Atkins, J. C. & T.		Coal Merchants.	74 Sherbourne st.
687	Alexander, D. W.	John Stark & Co.	Stock Brokers.	28 Toronto st.
274	Alexander, John	Alexander & Cable.	Wholesale Leather.	65 Front st. east
594	Alison, Thos.		Lithographers.	Mall Building.
622	Allen, J. A.		Wholesale Dry Goods,	5 Wellington st. west.
264	Allen, J. B.	A. A. Allan & Co.	Wholesale Hats, Caps and Furs.	14 King st. east.
264	Anderson, A. C.	J. B. Allen & Co.	Hardware	16 Wellington st. east.
65	Anderson, T. O.	Lowe & Anderson.	Wholesale Jewellery.	43 Front st. west.
639	Anupus, W. M.	T. Ogilvy & Co.	Importers Dry Goods.	30 Wellington st. west.
285	Ausley, A.	Cantile, Ewan & Co.	Manufrs. Agents	20 Wellington st. west.
822	Arndagh, A.	Gillespie, Arnsley & Martin.	Hats, Caps and Furs	10 College ave.
472	Armstrong, Henry D. P.	Arndagh & Leonard.	Contractors.	24 Scott st.
		Guardian Fire Ins. Co.	Manager	
620	Baby, Frank		Stone Merchant.	16 Victoria st.
65	Backus, F. F.	Blue Line.	Agent.	32 1/2 Church st.
646	Badenach, W.		Accountant.	42 King st. east.
281	Bailey, J. F.	J. R. Bailey & Co.	Coal Merchants.	Esplanade east.
462	Baillie, Jas. E.		Commission Merchant.	66 Front st. east.
857	Baillie, John		Insurance Agent.	33 Arcade.
312	Baines, C. C.		Broker.	23 Toronto st.
669	Baines, W. Jas.		Broker.	4 York Chambers.
32	Barclay, H. S.	Crane & Baird.	Grain Merchants, etc.	19 Wellington st. east.
443	Barclay, R. W.	Confederation Life Assoon.	City Agent.	13 Toronto st. 1 Wellington.
713	Barr, F. S.	Traders' Bank.	Accountant.	97 Wellington st. east.
388	Barr, C. W.	Norris & Carruthers.	Grain Merchants.	208 Ontario st.
543	Barr, T. W.		Coal Merchant.	33 Church st.
47	Barclay, H.	H. Barclay & Co.	Commission Merchants.	17 Jarvis st.
347	Barton, Robert A.	R. A. Barton & Son.	Spice Manufacturers.	
346	Beardmore, G. L.		Wholesale Leather.	41 Front st. east.
348	Beardmore, W. D.	Beardmore & Co.		
650	Beatty Robert.	Robt. Beatty & Co.	Stock Brokers and Bankers.	61 King st. east.
47	Beatty, W. H.	Beatty, Chadwick, Backstock & Co.	Solicitor to the Board.	60 Wellington st. east. 327 Ontario st.

650	Beatty Robert	Robt. Beatty & Co.	Stock Brokers and Bankers	61 King st. east.
47	Beatty, W. H.	Beatty, Chaswick, Backstock & Co.	Solicitor to the Board	60 Wellington st. east.
269	Beckett, S. L.	I. Beil & Co.	Nurseryman, etc	322 Ontario st.
598	Beil, W.	M & L Samuel, Benjamin & Co	Coal Merchant	109 Simcoe st.
208	Bendalar, E.	Bertram & Co.	Coal Merchant	88 Dundas st.
238	Benjamin, A. J.	Best & Fortier	Commission and Italian Consul	59 Front st. east.
429	Berkinsay, W. H.	Farmers Loan & Savings Co.	Wholesale Hardware	59 Yonge st.
857	Berkinsay, W. H.	Best & Fortier	Retail Dry Goods	173 Yonge st.
687	Best, W. H.	Best & Fortier	Hardware	76 Wellington st. west.
303	Bethune, Geo. S. C.	Best & Fortier	Insurance Agent	17 Victoria st.
343	Bethune, R. H.	Best & Fortier	Secretary Treasurer	17 Toronto st.
353	Bickell, J. B.	Best & Fortier	General Manager	cor. King and Yonge sts.
588	Bickley, Wm.	Best & Fortier	Wholesale Millinery	14 Wellington st. east.
705	Blair, David L. L. D.	Best & Fortier	Wholesale Millinery	226 Jarvis st.
576	Blair, J. L.	Best & Fortier	President	531 Church st.
97	Blain, Hutch.	Best & Fortier	Wholesale Grocers	19 Front st. east.
718	Boeckh, Chas.	Best & Fortier	Wholesale Grocers	80 York st.
449	Bolté, Auguste	Best & Fortier	Brush Manufacturer	47 Colborne st.
656	Boomer, H. C.	Best & Fortier	Brewer's Supplies	35, 37 Front st. east.
717	Boon, J. S.	Best & Fortier	Wholesale Grocers	163 Bleeker st.
279	Boon, W. G.	Best & Fortier	Builder	38 Murray st.
358	Bonnick, Joseph.	Best & Fortier	Contractor, etc	74 Hazleton ave.
6	Booth, G. W.	Best & Fortier	Manfrs. Agent	55 Front st. west.
641	Booth, W.	Best & Fortier	Com. Mer., Small Wares & Fancy Goods	153, 155 Avenue road.
555	Bolsford, Chas.	Best & Fortier	Brick Manufacturer	486, 488 Queen st. west.
610	Bourler, Henry	Best & Fortier	Dry Goods	cor. King and Yonge sts.
354	Bowman, A. M.	Best & Fortier	Coal Merchant	98 Teranley st.
537	Boyd, Alfred	Best & Fortier	General Western Passenger Agent	27 Front st. west.
446	Boyd, Alfred	Best & Fortier	Manufacturers' Agent	47 Front st. west.
452	Bockenridge, John C.	Best & Fortier	Importers Dry Goods	17 Oxford st.
459	Brandon, Jas.	Best & Fortier	Insurance Agent	1 Victoria st.
191	Brazill, F. P.	Best & Fortier	Genl. Agent	cor. Jarvis and King sts.
154	Brick, Benj.	Best & Fortier	Builder	320 Carleton st.
73	Briggs, S. E.	Best & Fortier	Seed Merchants	89 Front st. east.
612	Brock, W. R.	Best & Fortier	Wholesale Dry Goods	cor. Bay and Wellington st.
302	Brodie, J. L.	Best & Fortier	Cashier	cor. Wellington & Jordan sts.
276	Brough, C.	Best & Fortier	Manager	cor. Front and Yonge sts.
772	Brown, F. D.	Best & Fortier	Contractors	Esplanade west.
390	Brown, John	Best & Fortier	Miller	11, 13 Elizabeth st.
854	Brown, A. J.	Best & Fortier	Contractor	323 Carlton st.
236	Brown, James	Best & Fortier	Grain Buyer	66, 68 King st. east.
601	Brown, Richard	Best & Fortier	Manfr. Stationers	44, 46 Wellington st. east.
215	Brown, Wm.	Best & Fortier	Wholesale Carriage Hardware	

## LIST OF MEMBERS OF THE BOARD OF TRADE OF THE CITY OF TORONTO—Continued.

No. of Certificate	NAME.	FIRM.	BUSINESS.	LOCATION.
8	Brush, S. B.	Brush & Co.	Manuf's. Ball's Corsets.	Cor. Adelaide and Bay st.
131	Bryce, William	Gzowski & Buchan.	Wholesale Stationer and Fancy Goods.	31 Front st. west.
13	Buchan, Ewing	Federal Bank.	Brokers	22 King st. east.
283	Buchanan, J. O.	Manager Toronto Branch.	Commission Merchant.	Wellington st. west.
735	Buckland, Geo. W.	P. Burns & Co.	Capitalist.	14 Imperial Bank Buildings.
447	Burgess, Ralph K.	Coal and Wood Merchant.	Coal Merchants.	5 Leader Buildings
509	Burns, P.	Importers Dry Goods.	Plumber.	Cor. Front and Bathurst.
413	Burroughes, W. J.	Financial Agent.	Importers Dry Goods.	328 Bathurst st.
702	Burton, P. H.	Importers Dry Goods.	Plumber.	315 Queen st. west.
40	Burton, P. H.	Financial Agent.	Importers Dry Goods.	46, 48 Bay st.
438	Butler, E. W. D.	Financial Agent.	Financial Agent.	66 King st. east.
39	Caldecott, S.	Caldecott, Burton & Co.	Importers Dry Goods.	48 Bay st.
697	Cameron, John	Globe Printing Co.	General Manager.	25, 28 King st. east.
104	Campbell, H.	John Macdonald & Co.	Lumber Manufacturer.	Manning Arcade.
404	Campbell, Paul.	Manufacturers Insurance Co.	Importers Dry Goods.	31, 23 Wellington st. east.
614	Carlie, J. B.	Managing Director.	Managing Director.	38 King st. east.
315	Carrick, James	Baker, Grocer, etc.	Baker, Grocer, etc.	497 King st. west.
297	Carrick, A. W.	Commission Merchants.	Commission Merchants.	160 Bay st.
173	Carrick, John	Commission and Warehouseman.	Commission and Warehouseman.	82 Front st. east.
69	Carrie, Robt.	Dealers in Lime, etc.	Dealers in Lime, etc.	25 Front st. east.
481	Carroll, Robt.	Law Booksellers.	Law Booksellers.	66 Adelaide st. west.
754	Carruthers, Jas	Carswell & Co.	Commission Merchants.	45 Wellington st. east.
107	Carswell, Robert.	J. Catto & Co.	Importers Dry Goods.	28 Adelaide st. east.
686	Catto, J.	Chapman & Co.	Grain Merchants.	59 King st. east.
5-3	Chapman, Geo. A.	G. A. Chapman & Co.	Wharfingers	29 Church st.
839	Chapman, Alfred.	Coal and Wood.	Coal and Wood.	City Elevator, Esplanad.
813	Cherry, Earl.	Coal Merchant.	Coal Merchant.	157 Parliament st.
268	Chisholm, J.	Lumber Merchants.	Lumber Merchants.	449 King st. east.
138	Christie, Alex. R.	Biscuit Manufacturers.	Biscuit Manufacturers.	Room H, 9 Victoria st.
885	Christie, P.	Coal Merchant.	Coal Merchant.	23, 31 Duke st.
237	Christie, Wm.	Coal Buyer.	Coal Buyer.	339 Berkeley st.
575	Clancey, John.	Land and Loan Agent.	Land and Loan Agent.	341 Queen st. east.
321	Clark, J. P.	Agents Lancashire Ins. Co.	Agents Lancashire Ins. Co.	251 Sherbourne st.
151	Clark, S. C. D.	Merchant and Grocer.	Merchant and Grocer.	22 Toronto st.
316	Clark, P. J.	Chartered Accountant.	Chartered Accountant.	38 King st. east.
317	Clarke, A. B.	Chartered Accountant.	Chartered Accountant.	58 Front st. east.
422	Clarkson, E. R. C., F. C. A.	Chartered Accountant.	Chartered Accountant.	26 Wellington st. east.
734	Clarry, Fred. A.	Clarry Wool & Mfg. Co.	Wool Merchants.	13 Church st.
474	Claghorn, T. H.	Surgical Instrument Manufacture.	Surgical Instrument Manufacture.	1184 King st. west.
			Print and Fish.	94 Yonge st.
				34 Wellington st. west.





## LIST OF MEMBERS OF THE BOARD OF TRADE OF THE CITY OF TORONTO—Continued.

NO. OF CERTIFICATE	NAME.	FIRM.	BUSINESS.	LOCATION.
328	Davies, Robert.	Dominion Brewery.	Proprietor.	Queen st east.
329	Davison, S.	Davison & Scott.	Manufacturers' Agent.	16 Colborne st.
689	Davison, Wm.	Davison & Scott.	Provision Merchants.	64 Front st. east.
330	Day, J. S. E.	A. V. DeLaporte & Co.	Accountant.	84, 86 King st. west.
346	DeLaporte, A. V.	A. V. DeLaporte & Co.	Branch Merchants.	17 Front st. east.
642	Dick, John.	Dick, Ridout & Co.	Manufacturers of Jute Bags, etc.	17 Front st. east.
98	Dignam, J. J.	Williamson, Dignam & Co.	Importers of Wall Paper.	28 Wellington st. west.
643	Dignam, J. J.	Williamson, Dignam & Co.	Coal and Wood Merchant.	86 George st.
586	Dilworth, W.		Coal and Wood Merchant.	596 Queen st. west
780	Dinnick, C. R. S.		Builder.	242 St. George st.
708	Dinnis, A.		Builder.	271 Simcoe st.
160	Dinnis, Richard.	Richd. Dinnis & Son.	Builders and Contractors.	57 Adelaide st. west.
527	Dixon, Wm.		Carriage Manufacturer.	30 Wellington st. west.
286	Dixon, H. C.	Gillespie, Anselby & Martin.	Accountant.	35 Front st. west.
844	Doherty, C. B.	Nerlich & Co.	Wholesale Fancy Goods and Tobaccos.	134 King st. east.
599	Donald, R.		Grocer.	6-7 Imperial Bank Buildings.
50	Donogh, Jno.	Donogh & Oliver	Wholesale Lumber.	283 Dovercourt road.
613	Downey, S. W.		Lumber Merchant.	16 Victoria st.
643	Downey, Thos.		Silk Merchants, etc.	17, 27 King st. east.
618	Drynan, Jno.	W. A. Murray & Co.	Merchant.	Somerville ave., N. Toronto.
811	Dundas, James		Commission Merchant.	84 Front st. east.
700	Dunn, Peter T.		Coal Merchant.	28 Queen st. east.
737	Dwan, M.	G. N. W. Tel. Co.	General Manager.	cor. Scott & Wellington sts.
389	Dwight, H. P.		Insurance Agent.	10 King st. west.
913	Earl, T. R.	Grand Trunk R. R. Co.	District Gen. Freight Agent, West.	Union Station.
590	Earls, John	Eager & Faulkner.	Real Estate Agent.	21 Adelaide st. east.
752	Eager, J. B.	Eby, Blain & Co.	Wholesale Grocers.	19 Front st. east.
25	Eby, J. F.	Eckardt, Kyle & Co.	Wholesale Grocers.	3 Front st. east.
490	Eckardt, H. P.		Public Accountant.	59 Adelaide st. east.
724	Eddis, H. W.		Lumber Dealer.	38 Brunswick ave.
218	Edmondson, T. M.	E. W. Edwards & Co.	Manfrs. Tailors' Trimmings.	642 Yonge st.
384	Edwards, C. H.		Wholesale Druggists.	82 Colborne st.
476	Edwards, E. W.		Jewellers.	33 Front st. west.
247	Elliott, Howard.	Elliott & Co.	Bookbinders and Envelope Manfrs.	1 King st. east.
245	Elliott, R. W.			43 Day st.
246	Elliott, Wm.			
706	Ellis, J. E.	J. E. Ellis & Co.		
663	Ellis, J. F.	Barber, Ellis & Co.		
291	Ellis, M. C.			31 Wellington st. east.
897	Ellis, P. W.			48 Front st. east.
900	Ellis, R. V.			
901	Ellis, R. V.			
902	Ellis, R. V.			
903	Ellis, R. V.			
904	Ellis, R. V.			
905	Ellis, R. V.			
906	Ellis, R. V.			
907	Ellis, R. V.			
908	Ellis, R. V.			
909	Ellis, R. V.			
910	Ellis, R. V.			
911	Ellis, R. V.			
912	Ellis, R. V.			
913	Ellis, R. V.			
914	Ellis, R. V.			
915	Ellis, R. V.			
916	Ellis, R. V.			
917	Ellis, R. V.			
918	Ellis, R. V.			
919	Ellis, R. V.			
920	Ellis, R. V.			
921	Ellis, R. V.			
922	Ellis, R. V.			
923	Ellis, R. V.			
924	Ellis, R. V.			
925	Ellis, R. V.			
926	Ellis, R. V.			
927	Ellis, R. V.			
928	Ellis, R. V.			
929	Ellis, R. V.			
930	Ellis, R. V.			
931	Ellis, R. V.			
932	Ellis, R. V.			
933	Ellis, R. V.			
934	Ellis, R. V.			
935	Ellis, R. V.			
936	Ellis, R. V.			
937	Ellis, R. V.			
938	Ellis, R. V.			
939	Ellis, R. V.			
940	Ellis, R. V.			
941	Ellis, R. V.			
942	Ellis, R. V.			
943	Ellis, R. V.			
944	Ellis, R. V.			
945	Ellis, R. V.			
946	Ellis, R. V.			
947	Ellis, R. V.			
948	Ellis, R. V.			
949	Ellis, R. V.			
950	Ellis, R. V.			
951	Ellis, R. V.			
952	Ellis, R. V.			
953	Ellis, R. V.			
954	Ellis, R. V.			
955	Ellis, R. V.			
956	Ellis, R. V.			
957	Ellis, R. V.			
958	Ellis, R. V.			
959	Ellis, R. V.			
960	Ellis, R. V.			
961	Ellis, R. V.			
962	Ellis, R. V.			
963	Ellis, R. V.			
964	Ellis, R. V.			
965	Ellis, R. V.			
966	Ellis, R. V.			
967	Ellis, R. V.			
968	Ellis, R. V.			
969	Ellis, R. V.			
970	Ellis, R. V.			
971	Ellis, R. V.			
972	Ellis, R. V.			
973	Ellis, R. V.			
974	Ellis, R. V.			
975	Ellis, R. V.			
976	Ellis, R. V.			
977	Ellis, R. V.			
978	Ellis, R. V.			
979	Ellis, R. V.			
980	Ellis, R. V.			
981	Ellis, R. V.			
982	Ellis, R. V.			
983	Ellis, R. V.			
984	Ellis, R. V.			
985	Ellis, R. V.			
986	Ellis, R. V.			
987	Ellis, R. V.			
988	Ellis, R. V.			
989	Ellis, R. V.			
990	Ellis, R. V.			
991	Ellis, R. V.			
992	Ellis, R. V.			
993	Ellis, R. V.			
994	Ellis, R. V.			
995	Ellis, R. V.			
996	Ellis, R. V.			
997	Ellis, R. V.			
998	Ellis, R. V.			
999	Ellis, R. V.			
1000	Ellis, R. V.			

Wholesale Jewellery Manfrs. .... 31 Wellington st. east.  
 Wholesale Jewellery Manfrs. .... 48 Front st. east.

P. W. Ellis & Co. ....  
 P. W. Ellis & Co. ....



706	Ellis, J. E.	J. E. Ellis & Co.	Jewellers.	1 King st. east.
663	Ellis, J. F.	Barber, Ellis & Co.	Bookbinders and Envelope Manfrs.	43 Bay st.
291	Ellis, M. C.	P. W. Ellis & Co.	Wholesale Jewellery Manfrs.	31 Wellington st. east.
400	Ellis, P. Y.			48 Front st. east.
887	Ellis, R. B.			87 Front st. west.
239	Ellis, R. B.			256 Yonge st.
866	Ewing, R. D.			43 Lower ave. 194 George st. 11 Wilton Crescent.
189	Faircloth, J. M.	Firstbrook Bros.	Manufacturers Lumber.	273 King st. east.
583	Farley, John			42 Scott st.
886	Faruqhar, E.			23 Scott st.
380	Faruqhar, Geo.			553 King st. west.
167	Faruqhar, Jas.			74 Front st. east.
165	Firstbrook, John			27 Front st. west.
164	Firstbrook, Joseph			526 Yonge st.
166	Firstbrook, Wm. A.			58 Church st.
341	Fisher, W. D.			162 Davenport road.
287	Fisken, J. K.			16 Victoria st.
484	Flanagan, C.	Best & Fortier. T. G. Foster & Co.	Insurance Agents. Upholsterers & Carriage Makers' Supplies	16 Colborne st.
337	Flavelle, J. W.			233 Gerrard st. east.
673	Fletcher, John			Cattle Dealer.
595	Flood, Jas.			Real Estate.
598	Flood, Jos. J.			Coal Merchant.
602	Fortier, Hy. Chas.			Wool Brokers.
725	Foster, T. G.			Manfrs. Clocks, Watches, Jewellery, etc.
840	Frankland, G. F.			Flour Merchant.
410	Frost, J.			Wholesale Dry Goods.
186	Frind, Paul			Manfrs. of Shirts, etc.
497	Fudger, H. H.	Wholesale Lumber.		
502	Galbraith, Wm.	J. W. Gale & Co. Gale Manufacturing Co.	Wholesale Dry Goods.	27 Church st.
574	Gale, J. W.			56, 58 Wellington st. west.
466	Gale, J. W., Jr.			74 Bay st.
894	Gall, Geo.			Soho st.
704	Gamble, R. D.			cor. King and Yonge st.
592	Geddes, W. A.			38 Yonge st.
212	Gerrie, Geo.			203 Parliament st.
117	Gianelli, Angelo			16 Wellington st. west.
684	Gibbs, F. W.			70 Front st. east.
183	Gibson, Ralph E.			6 King st. east.
284	Gillespie, Geo. E.	30 Wellington st. west.		
626	Gleason, W. W.	57 Market st. west.		
329	Goodall, A. W.	231 Queen st. west.		
83	Goodall, James	80 Front st. east.		
136	Goode, U.	62 Front st. east.		

## LIST OF MEMBERS OF THE BOARD OF TRADE OF THE CITY OF TORONTO—Continued.

NO. OF CERTIFICATE	NAME	FIRM	BUSINESS	LOCATION
223	Gooderham, A.		Miller	58 Wellington st. east.
226	Gooderham, W. G.		President Bank of Toronto	24 Trinity st.
227	Gooderham, Albert E.	Gooderham & Worts (Lim.)	Distillers	256 King st. east.
229	Gosnell, Wm.		Coal and Wood	55 Bay st.
261	Goulding, Geo.	Geo. Goulding & Sons.	Wholesale Dry Goods	Arcade, Yonge st.
296	Goulding, Wm.	Industrial Loan Co.	Manager	91 Florence st.
782	Gormley, James		Builder, etc.	24 Wellington st. west
799	Grant, Wm. A.	R. H. Gray & Co.	Manfr. Shirts, Overalls and Hoop Skirts	189 Queen st. east.
435	Gray, R. H.	Dominion Bank	Manager East Toronto Branch	2, 4, 6 Church st.
494	Gray, R. M.		Mill Furnishings	cor. Wellington & Yonge] st.
787	Greay, John G.	W. & J. G. Greay	Manager	143 Broadview ave.
788	Grindlay, Thos.	Bank of British N. America	Coal Merchant	47 St. Lawrence mkt.
64	Guile, W. A.		Provision Merchants	78 Front east.
703	Guile, W. A.	Wm. Guile & Co.	Provision Merchants	18 Jordan st.
737	Gunn, Donald	D. Gunn & Co.	Wholesale Jewellery, Clocks	356 King st. west.
180	Gunther, Edmond	E. & A. Gunther	Manufacturers Stoves, etc.	22 King st. east.
181	Gunther, Reinhold	E. Gurney & Co.	Stock Brokers	38 Yonge st.
832	Gurney, E.	Gzowski & Buchan	Steamboat Agents, Lumber, Coal and Wood Merchant	cor. Morse and Queen st. east.
12	Gzowski, C. S., Jr.	Hagarty & Co.	Shipowners	cor. Front and Windsor sts.
79	Hagarty, J. H. G.		Leather, Wool, etc	85 Front st. east.
208	Hagerman, A. E.	Wm. Hall & Son	Miller Books	11, 13 Elizabeth st.
803	Hall, Capt. W.		Manufacture Boots and Shoes	Room D, Arcade.
418	Hallam, J.		Manfr. Freight Agent	110 King st. west.
288	Hamilton, R. B.	R. B. Hamilton & Co.	Builder and Contractor	119 Rose ave. east.
289	Hamilton, W. B.	W. B. Hamilton & Co.	Greer	136 King st.
81	Hanbly, J.	C. P. E. R.	Gen. Agent Fire Ins'n Ass'n	226, 228 Queen east.
119	Hardy, Geo.		Stationer	Imperial Bank Buildings,
492	Hargrave, J. H.		Grain Inspector	cor. Jarvis st., Esplanade.
296	Herman, S. Bruce		Manager	31, 33 King st. west
379	Harrington, Fred	Grange Wholesale Supply Co.	Bookellers	Balmuto st.
10	Harris, Joseph	Harris & Co.	Manufacturers	9 Gould st.
52	Harris, Walker N.		Brewers	
370	Hart, S. R.	Onasio Straw Works		
168	Hastings, Geo. H.	E. O'Keefe & Co.		
113	Hawke, W.			

LIST OF RESIDENT MEMBERS.

10	Harris, Joseph	Grange Wholesale Supply Co. Manager	31, 33 King st. west
52	Harris, Walter N.	Booksellers	Balmuto st.
370	Hart, S. R.	Manufacturers	9 Gould st.
168	Hastings, Geo. H.	Ontario Straw Works	
113	Hawke, W.	E. O'Keefe & Co.	
827	Hay, John D.	Davidson & Hay	
327	Heath, S. G.	Robinson & Heath	
231	Heben, F. F.	Merchants' Bank	
413	Heiden, Jas.	Heintzman Company	
60	Heintzman, H.	Heintzman & Co.	
303	Heintzman, Geo. C.		
304	Heintzman, Theodor A.		
397	Hemming, W. G. A.	Henning Bros.	
397	Hemming, H. K. S.		
383	Henderson, J. D.	Manufacturers Life Assur. Co. Agent	
455	Henderson, Wm.	Harford Fire Insurance Co.	
443	Henderson, John	Lynan Bros.	
696	Hessin, Wm.		
681	Heward, J. O.	Hewlett & Bell	
731	Hewlett, Jas.	Leskey & Higgins	
631	Higgins, James D.	British America Ass'e Co.	
307	Hilman, J. J.	Steele Bros. & Co.	
619	Hill, J.	Ontario Bank	
74	Hill, Jas. W.		
401	Hogsd, C.	H. S. Howland & Son	
125	Howland, Peleg		
437	Howland, H. S.		
437	Howland, W. H.		
205	Howe, J. C.	Hughes Bros.	
290	Hughes, James H.		
18	Hughes, B. B.		
17	Hughes, P.		
773	Hughes, B. B., Jr.		
774	Hughes, P. D.		
257	Humphries, Wm.	Grange Wholesale Supply Co. Director	
53	Hunt, H. B.	Englis & Hunter	
163	Hunter, Daniel	Russin House	
695	Hutchinson, Geo.	Wm. Thomson & Co.	
57	Ince, W.	Perkins, Ince & Co.	
168	Inglis, W. Jr.	Englis & Hunter	
715	Inglis, John	Russin House	
715	Irish, Mark H.	Toronto News Co.	
468	Irvine, A. S.		
563	Jacobi, Ph.	Toronto Real Estate Co.	
86	Jaffray, R.	James & Furness	
805	James, J.	James, Silas	
124	James, Silas	James, P.	
670	Jamieson, P.	Land and Loan Brokers	
616	James, S. H.		
		Wholesale Grocers	36 Yonge st.
		Custom House Brokers	56 Yonge st.
		Assistant Manager	Wellington st. west.
		Editor <i>Monetary Times</i>	66 Church st.
		Manager	113, 115, 117 King st. west.
		Piano Manufacturers	113, 117 King st. west.
		Toronto Case Co.	25 Adelaide st. east.
		Agent	38 King st. east.
		Agent	26 Wellington st. east.
		Wholesale Manufy. Chemists	71, 73 Front st. east.
		Manufacturer Biscuits, etc.	7 Front st. east.
		Capitalist	Room 11 Imperial Bk. Bldg.
		Estate Agents	24 Arcade.
		Coal and Wood Merchants	73 George st.
		Marine Branch Manager	18, 20 Front st. east.
		Contractor	85 Front st. west.
		Seed Merchants	89 Front st. east.
		General Manager	cur. Scott and Wellington.
		Wholesale Hardware	37 Front st. west.
		Grain Merchant	24 Church st.
		Inspec. Hides and Leather	15 Chesnut st.
		Manufy. of Harper's Bazaar Patterns	18 Wellington st.
		Wholesale Dry Goods and Millinery	62 Yonge st.
		Coal and Wood Merchant	cor. Bloor & Dovercourt road.
		Director	cor. Jarvis and Esplanade.
		Engine and Boiler Manfrs.	6 Strachan ave.
		Wholesale Hardware and Crockeryware	20 Front st. west.
		Wholesale Grocers	43 Front st. east.
		Engine and Boiler Manfrs.	6 Strachan ave.
		Proprietor	6 King street west.
		Wholesale Stationers	42 Yonge st.
		Leather Findings	5 Wellington st. east.
		President	10 King st. west.
		Provisions	72 Colborne st.
		Valuator	Room 20, Union Block.
		Clothier	Cor. Yonge and Queen sts.
		Land and Loan Brokers	6 King st. east.

## LIST OF RESIDENT MEMBERS.

## LIST OF MEMBERS OF THE BOARD OF TRADE OF THE CITY OF TORONTO—Continued.

NO. OF CERTIFICATE	NAME.	FIRM.	BUSINESS.	LOCATION.
172	Jardine, Alex.	Pure Gold Manuf. Co.	Spices, etc.	31 Front st. east.
797	Jenkins, Robert.	Jenkins & Kerr.	Accountants.	15 Toronto st. east.
450	Jennings, James.	Imperial Bank.	Commission Merchant.	20 Wellington st. east.
804	Johnson, Bernard T.	Livingston & Johnson.	Inspector.	44 Bloor st.
85	Johnson, W. F.	Medland & Jones.	Wholesale Clothing.	556 Queen st. west.
421	Jones, A. F.	Contractor.	Coal Merchant.	Equity Chambers.
152	Jones, Wm.	Dominion S.S. Co.	Insurance Agents.	140 Brunswick ave.
136	Jones, J. B.	Wholesale Grocers.	Agent.	18 Front st. west.
651	Jones, W. R.	White, Joselin & Co.	Commission Merchant.	2 Bodega Building.
625	Joselin, Chas.	S. C. Kanady & Co.	Wholesale Tailor.	7 Wellington st. west.
674	Jury, A. F.	Dominion Bank.	Merchant Tailor.	62 King st. west.
394	Kanady, S. C.	S. C. Kanady & Co.	Lumber Merchants.	18 Wellington st. east.
334	Kear, John.	Dominion Bank.	Assistant Cashier.	cor. Yonge and King sts.
28	Keith, Geo.	Seed Merchant.	Cornet Dealer.	34 King st. west.
234	Keith, J.	Coal and Wood Merchant.	Coal and Wood Merchant.	124 King st. east.
389	Kennedy, W.	Sanson, Kennedy & Co.	Wholesale Dry Goods.	84 Arthur st.
711	Kennedy, Warring.	Wesley & Commerce.	Managing Director.	23 Wellington st. east.
700	Kenny, J. C.	Christie, Kerr & Co.	Manager.	cor. Yonge and Colborne sts.
478	Kerr, Wm.	Risley & Kerrigan.	Lumber Merchants.	Room H, 7 Victoria st.
137	Kerrigan, James.	Bristol & West of Eng. L'n Co.	Hardware Merchants.	30 Front st. west.
228	Keresteman, Wm., Jr.	D. W. Thompson & Co.	Manager.	41 Adelaide st. east.
877	Kiely, W. T.	F. Kieran & Co.	Coffin Manufacturers.	51 Buchanan st.
96	Kieran, P.	Kilgour Bros.	Wholesale Grocers.	69 Front st. east.
750	Kilgour, J.	King Bros.	Manufacturers Paper Bags, etc.	23 Wellington st. west.
453	King, Chas.	J. D. King & Co.	Tanners.	44 Colborne st.
464	King, J. D.	Wholesale Grocers.	Manufacturers Books and Shoes.	122 Wellington st. west.
416	King, J. D.	Brandon Mfg. Co.	Wholesale Grocers.	47 Front st. east.
848	Kinsler, Thos.	Secretary.	Secretary.	37 Front st. east.
461	Kirby, J. B.	Flour and Feed Merchant.	Tanner.	27 Church st.
765	Knesel, Chas.	Coal Merchant.	Coal Merchant.	1110 Yonge st.
501	Knowlton, W. H.	Grain Merchant.	Grain Merchant.	12 Imperial Bank Buildings.
900	Lackie, W. H.	Stock Broker.	Stock Broker.	Manning Arcade.
26	Laidlaw, J. D.			
407	Lake, John N.			

LIST OF RESIDENT MEMBERS.

900	Lackie, W. H.	Grain Merchant.	Manning Arcade.
96	Laidlaw, J. D.	Stock Broker.	
407	Lake, John N.		
322	Lamb, John.	Broker.	25 York Chambers.
479	Lambe, Alf B.	Tea Brokers.	58 Front st. east.
71	Lambert, G. A.	Tea and Sugar Brokers.	11 Front st. east.
749	Lam, J.	Wholesale Grocers.	33 Front st. east.
600	Lang, W. Henry.	Architects.	15 Toronto st.
709	Lang, W.	Coal Merchant.	289 Borden st.
903	Law, Hugh.	Assistant Cashier.	Wellington st. east.
533	Leadley, E.	Hides and Wool.	87 Front st. east.
282	Leak, W.	Lumber Merchants.	100-104 Front st. east.
826	Leckie, John.	Ship Chandler.	70 Front st. east.
301	Lee, Sidney H.	Wholesale Hardware.	1 Wellington st. east.
461	Lee, W. S.	Wholesale Jewellers.	70 Church st.
395	Lee, Thos. H.	Wholesale Jewellers.	1 Wellington st. east.
465	Lee, F. P.	Real Estate and Insurance Agents.	10 Adelaide st. east.
464	Lee, W. A.	Architect.	S. E. cor King & Yonge sts.
634	Lennox, E. J.	Nurseryman.	Leslieville.
716	Leslie, George, Jr.	Clerk Township of York.	Leslieville.
606	Leslie, J. K.	Wholesale Hardware.	54 King st. east.
100	Leys, John, Jr.	Wholesale Druggists.	71, 73 Front st. east.
442	Lillie, G. W.	Coal Merchant.	772 Yonge st.
729	Little, Jos.	Lloyd's Agent, and Commission Merchant.	56 Front st. east.
490	Lobb, James.	Commission Merchants.	12 Colborne st.
37	Lockhart, Jas.	Importers Dry Goods.	41 Front st. west.
519	Long, R. E. W.	General Insurance Agents.	22 Toronto st.
42	Love, W. C. H.	Wholesale Manufacturing Jewellers.	16 Wellington st. east.
933	Lowe, W. G.	Manfrs. and Impr's. Buttons.	37 Front st. west.
345	Lowles, Henry.	Master Builders.	37 Spadina ave.
628	Lucas, J.	Saddler and Trunk Manufacturer.	239 Spadina ave.
397	Lucas, H.	Furs.	415 Yonge st.
387	Luggdin, Geo.	Special Accountant and Adjuster.	Queen's Hotel.
732	Luggdin, Jas.	Vinegar Manufacturers.	108 Richmond st. west.
573	Lye, Henry.		
210	Lytle, Thos. A.	Importers Dry Goods.	21-25 Wellington st. east.
405	Macdonald, Jno., Hon.	Coal Merchant.	201 Queen st. east.
428	Macdonald, J. Kidston.	Importers of Woollens.	48 King st. west.
809	Macdougall, Geo. T.	Capitalist.	80 Balfour st.
516	Mackay, Donald.	Freight Agents.	10 Front st. east.
851	Mackay, Wm.	Tea Brokers.	58 Front st. east.
469	Mackenzie, C.	Real Estate.	9 Victoria st.
1	Mackenzie, J. Alex.	Manager.	28, 30 Toronto st.
392	Maclean, Alex.	Travelling Inspector.	Brook st.
609	Maclean, Wm.	Contractor Railway Supplies.	174 King st. east.
608	Macleod, M.		
401	Magann, G. P.		



## LIST OF RESIDENT MEMBERS.

## LIST OF MEMBERS OF THE BOARD OF TRADE OF THE CITY OF TORONTO—Continued.

NO. OF CERTIFICATE	NAME.	FIRM.	BUSINESS.	LOCATION.
115	Malloch, A. H.		Land Agent.....	4 Toronto st.
432	Mallon, John.....		Cattle Dealer.....	690 Dundas st.
798	Maloney, John.....		Cline Merchant.....	Parkdale.
571	Malloy, Jacob.....		Coal and Wood.....	33 Wilmot st.
260	Manning, Alex.....		Secretary-Treasurer.....	270-284 Spadina st.
837	Martin, John M.....		Capitalist.....	270-284 Spadina st.
554	Martin, Fred W.....		Public Accountant.....	59-63 Front st. east.
335	Mason, Jas.....		Manager.....	79 Church st.
524	Mason, John R.....		Manf. Boots and Shoes.....	36 Front st. west.
290	Mason, J. Herbert.....		Manager.....	22 Toronto st.
253	Massey, H. A.....		President and Manager.....	cor. Massey & King st., west.
520	Massey, W. E. H.....		Secretary-Treasurer.....	cor. Massey & King st., west.
529	Mathews, J. T.....		Vessel Owner.....	109 Bay st.
31	Mathews, W. D., Sr.....	W. D. Mathews & Co	Grain Merchants and Malsters.....	26 Front st. east.
29	Mathews, W. D., Jr.....		Agent and Manager.....	13 Wellington st. east.
40	Mathews, W. C.....	Dun, Wiman & Co	Billiard Table Manufacturer.....	81-89 Adelaide st. west.
417	May, Samuel.....		General Agents Accident Ins. Co.....	30 Adelaide st. east.
255	May, Samuel.....	Medland & Jones.....	Commission Merchants.....	39 Colborne st. east.
153	Menzies, Arthur.....		Hardware Merchants.....	43 Colborne st.
9	Millburn, Thos.....		Patent Medicines.....	45 Front st. east.
665	Millburn, Thos.....		Warehouseman.....	55 Parliament st.
764	Millar, Kenneth A.....		Malsters.....	12 Colborne st.
396	Milliet, Jas. E.....		Commission Merchants.....	31 Adelaide st. east.
397	Milliet, John.....		Show Case Manufacturer.....	100 Hayter st.
770	Millicamp, R.....	Copeland Brewing Co.....	Coal Merchant.....	231 Queen st. west.
397	Millicamp, Wallace.....		Grocer.....	50 Front st. east.
778	Millicamp, Wallace.....	Lockhart, Millicamp & Co.....	Coal Merchant.....	130 Adelaide st. east.
648	Millicamp, Wallace.....		Grocer.....	45 Front st. east.
190	Miligan, Wm. M.....	Donaldson & Milne.....	Assignees Accountants.....	26 Sheppard Parkdale.
871	Milne, R. Y.....		Coal and Wood Merchant.....	36 Queen st.
542	Mitchell, J. F.....	Tudhamter & Co.....	Warehouseman.....	26 Sheppard Parkdale.
488	Mitchell, W. A.....		Manuf. Wood.....	36 Queen st.
808	Mitchell, J. E.....	Mitchell, Miller & Co.....	Coal and Wood Merchant.....	19 Wellington st. east.
385	Moir, Geo.....		Estate Agent.....	19 Wellington st. east.
621	Moloney, Harry.....		Accountant.....	13 St. Patrick st.
487	Moore, T. H.....		Mariner.....	cor. Scott and Front sts.
296	Moore, Hugh.....		Governor.....	
102	Morgan, Capt. Jas.....	British American Ins. Co.....		
885	Morrison, J.....			

235 Morrison, Jas.....

Brass Founder.....

75, 77 Adelaide st. west.



296 Moore, Hugh  
 102 Morgan, Capt. Jas.  
 855 Mortison, J.

British American Ins. Co.  
 Governor.

LIST OF RESIDENT MEMBERS.

235	Morrison, Jas.	Brass Founder	75, 77 Adelaide st. west.
817	Morrison, J. L.	Merchant	75 Winchester st.
76	Morrow, John	Tea Merchant	50 Front st. east.
403	Morton, John A.	Hop Merchant	Box 2551 P. O.
84	Mounce, T.	Coal Dealer	276 Parliament st.
640	Muldrew, John	Importers Dry Goods	12 Front st. west.
597	Murray, J. A.	Importers Dry Goods	57 King st. east.
77	Musson, Geo.	Broker for Brazil	57 King st. west.
836	Myles, Robt.	Broker	Queen's Park.
371	McAdam, S.	Coal Dealer	603 Queen st. west.
88	McArthur, A.	Coal Merchant	513 Queen st. west.
869	McArthur, Jas	Wholesale Hats, Caps, etc.	50 Front st. west.
132	McBean, John	Contractor	86 St. Albans st.
232	McCabe, W.	Manager	Manning's Arcade, King st. w.
374	McCausland, T.	Capitalist	133 Yorkville ave.
271	McCain, Robt.	Safe Manufacturers	117, 119 Front st. east.
446	M'Coll, A. B.	Oil Merchants	400 Gerrard st. east.
122	McColl, J. B.	Confectioner	155 Yonge st.
278	McConkey, Geo. S.		
207	McConnell, N.		
16	McConnell, T.	Coal and Wood	144 Jarvis st.
444	McCracken, T.	Manager	34 Sherbourne st.
121	McCusag, J.	Commission Merchant	54 Toronto st.
118	McDonald, D. Mitchell	Yoke Merchant	26 Front st. east.
282	McFarland, Walter	Coal Merchant	36 Toronto st.
311	McGann, J. B.	Shipping Agent	245 Spadina ave.
406	McGill, J.	Coal Merchant	East End.
529	McGill, J.	Coal Merchant	361 Queen st. west.
217	McGill, Thos., Jr.	Coal Merchants	146 Bathurst st.
791	McIntosh, A. K.	Member and Coal Merchant	Manning's Arcade, 28 King w.
441	McIntosh, Jas.	Lumber Merchants	Yonge st., Toronto N.
440	McIntosh, Peter	Produce Merchants	44 Front st. east.
314	McIntosh, W. D.	Flour Merchant	93 Front st. east.
540	McKay, E. B.	Grain Merchants	209 Yonge st.
539	McKay, J. B.	Assignees in Trust	36 Wellington st. east.
541	McKay, Wm. J.	Grain Merchant	12 King st. east.
362	McKay, G. P.	Dry Goods Merchant	12 Imperial Bank Buildings.
244	McKeegre, J. C.	Shoes	182 Yonge st.
445	McKeown, Ed.	Wholesale Millinery	12 Front st. west.
251	McKillop, D. A.	Provision Merchants	45 Yorkville west.
562	McKinnon, S. F.	Commission Merchant	28 Front st. east.
185	McLachlan, A. W.	Commission Merchant	15 Wellington st. east.
688	McLaughlin, C. H.	Commission Merchants	8 Imperial Bank Buildings.
45	McLaughlin, J. F.		

## LIST OF RESIDENT MEMBERS.

## LIST OF MEMBERS OF THE BOARD OF TRADE OF THE CITY OF TORONTO—Continued.

NO. OF CERTIFICATE	NAME.	FIRM.	BUSINESS.	LOCATION.
649	McLaughlin, M.	McLaughlin & Moore.	Dominion Mills.	1 Bay st.
649	McLean, D.		Wholesale Hides, Leather.	32 Yonge st.
427	McLean, Robt.	Board of Fire Underwriters.	Secretary.	1 Wellington st. east.
585	McMahon, W. J.	W. J. McMaester & Co.	Importers Dry Goods.	39 King st. west.
512	McMasters, Alex.	Jas. Robertson & Co.	Wholesale Fruit and Oysters.	41 Front st. west.
705	McMillan, John.	J. A. McMurry & Co.	Insurance Agent.	253 King st. west.
664	McMurch, George	American Watch Case Co.	Wholesale Teas.	56 Front st. east.
486	McMurry, J. A.	McWilliam & Everist.	Wholesale Fruits.	125 Bay st.
201	McNaught, W. K.		Secretary.	37 Adelaide st. west.
853	McWilliam, George.		Contractor.	23 Church st.
673			Baker.	
284	Nairn, Alex.	Bell Telephone Co.	Wholesale Fancy Goods & Wooden Ware	Kelvinside, 355 Jarvis st.
538	Nasmith, J. D.	H. A. Nelson & Son.	Agent.	cor. Adelaide and Jarvis sts.
116	Nelson, Hugh		Baker.	Mail Building.
510	Nelson, H. W.		Wholesale Fancy Goods & Wooden Ware	56, 58 Front st. west.
511	Nelson, H. W.		Commission Merchant.	45 Wellington st. east.
629	Niven, J. K.		Broker.	45 Wellington st. east.
630	Northcote, Reginald.		Hop Broker.	23 Church st.
120	Norman, Chas.	Norman & Stone.	Estate Agents.	2 Victoria st.
784			Grain Merchants.	32 Wellington st. east.
158	Oates, W. H.	Taylor & Oates.	Accountant.	Toronto Club.
273	Ogden, Lyndhurst.	Ogilvy & Co.	Importers Dry Goods.	43 Front st. west.
15	Ogilvy, Thos.	E. O'Keefe & Co.	Cheese and Wood Merchant.	9 Gould st.
112	O'Keefe, E.	Donogh & Oliver.	Wholesale Lumber.	173 Queen st. west.
399	O'Leary, James.	Walton & Osler.	Lumber and Wood Merchant.	6 & 7 Imperial Bank Bldings.
51	Oliver, Jos.	Osler & Hammond.	Estate Agents.	104 Queen st., Parkdale.
415	Orr, Wm. Andrew.	Jas. Park & Son.	Provision Merchants.	36 King st. east.
372	Osler, A. E.	W. W. Park & Co.	Wholesale Merchants.	85 Front st. east.
556	Osler, E. B.	W. W. Park & Co.	Wholesale Confectioners.	104, 106, Adelaide st. east.
891	Ough, Richard.	Miller & Richard.	Leather Merchant.	79 Front st. east.
720	Park, James.	Molecular Tel. Co. of Toronto President.	Printer.	15 Victoria st.
439	Park, Jas.		Banker.	77 Adelaide st. east.
352	Patterson, J. F.		Type Founders.	39 Adelaide st. east.
907	Patterson, Robt. L.			
721	Patterson, Robt. L.			
682	Pattison, A. J.			

LIST OF RESIDENT MEMBERS.

439	Park, W. Chas.	Banker	1 Front st. west.
352	Parsonson, J. F.	Type Founders	17 Adelaide st. east.
907	Patterson, Robt. L.	Molecular Tel. Co. of Toronto President	19 Toronto st.
721	Pattison, A. J.		433 Wellington st. east.
682			40 King st. east.
62	Patton, Hon. J.	Collector Customs	1 Front st. west.
753	Pearson, Chas.	Real Estate Brokers	17 Adelaide st. east.
751	Pearson, J. F.	Manager	19 Toronto st.
2	Pearson, W. H.	Four Commission Merchants	433 Wellington st. east.
470	Peer, J. N.	Brokers	40 King st. east.
89	Pellatt, H. M.	Upholsters' Supplies	16 Colborne st.
90	Pellatt, Henry	Leather Merchants	51 Front st. east.
726	Pender, D. A.	General Agent	32 Wellington st. east.
411	Pepler, Jas.	Mans. Mouldings, etc.	47-61 Hayter st.
157	Pepler, T. S. G.	Accountant	2 King st. east.
318	Perry, Ared D.	Supt. Out Div.	7 Wellington st.
318	Phillips, J. W. C.	Railway Supplies	89 Bay st.
293	Pin, Geo.	Importers Dry Goods	89 Bay st.
188	Piper, Homer	Ass. Gen. Mang. Cann. Bk. of Commerce	89 Young st.
779	Piper, E. S.	Wholesale Fish Merchants	Esplanade east.
605	Playfair, J. S.	Manager	150 St. George st.
882	Plimmer, J. H.	Estate Agent	601 Yonge st.
184	Polson, F. B.	Coal Dealer	25 Victoria st.
692	Port, D. W.	Coal Dealers	59 Winchester st.
491	Pouche, John	Master Builder	11 Imperial Bank Buildings.
627	Pringle, John	Accountant	15 Church st.
693	Powell, Frank	Soap Manufacturers	57 Adelaide st. east.
859	Powis, W.	Manager	cor. Brock and Front st.
480	Pugsley, Jno.	Gen. Freight and Pass. Agent	
701	Quigley, R. J.	Provision Merchant	68 Front st. east.
607	Quinn, Robt.	Mans. Wire Mats	88 Waller st. east.
676	Ramsay, Robt. H.	Insurance Agent	20 Wellington st. east.
801	Ramsay, W. J.	Wholesale Millinery	11 13 Elizabeth st.
41	Reed, Jos. B.	Wholesale Stationery, etc.	11 Wellington st. east.
376	Reed, John	Mens. Hats, Bags	61, 63 Yonge st.
420	Reid, C.	Wholesale Fancy Goods	18 Wellington st. east.
850	Reid, John Y.	Proprietor Evening Telegram	11 Front st. east.
395	Riches, A. K.	Manufacturers Confectioneries	30 Front st. west.
403	Ridout, Geo.	Coal & Wood Merchant	10 Colborne st.
227	Risley, John F.	Proprietor	cor. Bay and King st.
531	Roberson, Frank	Coal & Wood Merchant	57 Queen st. east.
332	Roberson, T. Ross		5 Jordan st.
746	Roberson, T.		1 Victoria Club
746	Roberson, C. Blackett		51 Richmond Club
775	Robinson, Herbert		519 Queen st. west.
87	Robinson, M.		

## LIST OF RESIDENT MEMBERS.

## LIST OF MEMBERS OF THE BOARD OF TRADE OF THE CITY OF TORONTO—Continued.

No. OF CERTIFICATE	NAME.	FIRM.	BUSINESS.	LOCATION.
526	Rogers, Elias	Elias Rogers & Co.	Coal Merchants.	20 King st. west.
265	Rosen, Samuel		Old Merchant	30 Front st. east.
435	Roster, T.		Coal Merchant	287 Borden st.
305	Roper, F.	G. N. W. Telegraph Co.	Secretary and Auditor	cor. Scott & Wellington sts.
308	Rose, G. M.		Printers and Publishers	25 Wellington st. west.
310	Rose, D. A.	Hunter, Rose & Co.	Manager.	82 Yonge st.
876	Rosebrugh, M. M.	Electric Despatch Co.	Accountant	48 Front st. west.
229	Routh, Percy G.		Wholesale Fancy Goods	132 Bay st.
155	Russell, J. S.	National Investment Co.	Manager.	20 Adelaide st. east.
557	Rutherford, Andrew		Auctioneer and Financial Agent	51 Grosvenor st.
714	Ryan, Peter		Provision Merchant	72 Front st. east.
508	Ryan, Wm		Importers Hardware, Metals, etc.	58 Yonge st.
355	Samuel, E.	M. & L. Samuel, Benjamin & Co.	Coal Merchants.	42 Berkeley st.
457	Sauter, R.	R. & W. Sauter	Coal Merchants.	30 Queen st. west.
544	Schmidt, Chas.		Merchant Tailor	24 King st. west.
365	Scott, R. J.		General Insurance Underwriters	6 Wellington st. east.
405	Scott, Hugh	Scott & Walmley	Wholesale Jeweller	6 Wellington st. east.
465	Segsworth, John		Coal Dealer	1050 Queen st. west.
659	Shannon, A.		Coal Merchant	Parkdale.
914	Sharpe, George		Hawaiian Vice-Consul	Winton Chambers,
733	Shaw, Geo. A., Lit-ut. Col.		Coal Merchant	193 Davenport road.
838	Shaw, T.	The Sheppard Pub. Co.	Managing Director	9 Adelaide st. w.
423	Sheppard, E. E.		Manufacturers Knitted goods	6-8 Berkeley st.
241	Sheppard, E. A.	Toronto Knitting Co.	Wholesale and Retail Dry Goods	66-68 Yonge st.
242	Simpson, R. M.	Simpson & Simpson	Knitted Goods	6, 8 Berkeley st.
382	Simpson, Jas. M.		Knitted Goods	174-178 Yonge st.
240	Simpson, Jas.	Toronto Knitting Co.	Retail and Contractor	66 Adelaide st. east.
383	Simpson, Wm.		Wholesale Grocers	King st. east.
548	Simpson, John	Sloan & Crowther	Manager	290 King st. east.
336	Sloman, W. P.	Quebec Bank	Real Estate Agent	9 Front st. east.
668	Snell, John		Wholesale Grocers	2 Court st.
591	Smith, A. M.	Smith & Kelgaley	Insurance Agent	300 Manning ave.
518	Smith, Alfred W.		Grain Dealer	36 Front st. west.
689	Smith, Jos.	Cooper & Smith	Boot and Shoe Manufacturers	57 Varnauley st.
35	Smith, J. C.		Grain Buyer	
514	Smith, Jesse C.			
185				

Smith, C. J. . . . . 99 Queen st. east.  
 Smith, C. J. . . . . 39 Mount st. west.  
 Smith, C. J. . . . . The Grange.

Coal Merchant . . . . .  
 Wholesale Dry Goods . . . . .

39	Smith, J. C.	Cooper & Smith.	Grain Buyer.	99 Queen st. east.
514	Smith, Jesse C.			39 Front st. west.
188				78 Church st. east.
	Smith, C. J.	Smith & Partners.	Coal Merchant.	19 Wellington st. east.
278	Smith, G. B., M.P.P.		Wholesale Dry Goods.	16 Front st. w.
513	Smith, Prof. Goldwin.		Manager.	44 Front st. east.
766	Smith, W. H.	Ontario Bank.	Manager.	28-30 Toronto st.
568	Somersville, A. J.	Ontario Lead Works.	Coal and Wood Merchant.	52 Church st.
45	Spence, Hugh.	Caldesott, Burton & Co.	Importers Dry Goods.	cor. Church & Front sts.
558	Spence, R. W.		Millers.	89 Front st. east.
316	Spence, Wm.		Barley and Grain Dealer.	340 Queen st. east.
662	Spink, J. L.	Spink Brothers.	Dry Goods Commission Merchants.	25 Melinda st.
134	Spink, Wm.		Manager.	10 King st. west.
135	Sproule, John H.	J. Stanbury & Co.	Coal and Wood Merchant.	54 Edward st.
34	Stanbury, Jas.	Stanway & Bayley	Importers Dry Goods.	89 King st. west.
161	Stanway, Geo.	John Stark & Co.	Coal Merchant.	31 Front st. east.
623	Stark, John.		Flour and Commission Merchants.	cor. Yonge & Wellington sts.
67	Stark Charles.		Seed Merchants.	10-12 Peter st.
164	Stark, R. Jas.		Furs, etc.	152-104 King st. east.
504	Stark, W. M.		Master Dyer.	Esplanade.
593	Steele, R. C.		Spice Manufacturers.	53 Bay st.
72	Steinhauser, J. G.	McPhail, Hewat & Co.	Wholesale Dry Goods.	660-660 1/2 Yonge st.
560	Stirling, W.	Toronto Real Est. & Invest. Co.	Flour and Feed.	2 Adelaide st. west.
204	Stewart, F. J.		Cutlery and Silverware.	116 Bay st.
22	Stockwell, John W.		Wholesale Bookellers and Stationers.	304 Wellington st. east.
346	Strachan, Jas.	A. Jardine & Co.	Wholesale Corsets.	77 Front st. west.
171	Strachan, Wm.	Eric Railroad.	Lumber Merchants.	52 Front st. east.
785	Strathly, H. S.	Traders Bank.	Coal Merchants.	Johnson st.
906	Stratton, W. C.		Dry Goods Merchants.	400 Spadina ave.
711	Sutherland, R. W.		Coal Merchants.	73 George st.
617	Sutherland, Robert.		Coal Merchants.	136 King st. east.
451	Sylvester, S.	Sylvester Bros. & Hickman.	Spice Merchants.	51 Buchanan st.
342			Spice Manufacturers.	81 Front st. east.
596	Tait, Jas. D.	Tait, Burch & Co.	Wholesale Dry Goods.	
712	Tait, Jos.	Tasker & Son.	Flour and Feed.	
783	Tasker, W. F.	Tasker, S. Pitt & Co.	Wholesale Dry Goods.	
145	Taylor, Geo. C.	Taylor, Geo. C.	Cutlery and Silverware.	
159	Taylor, Walter.	Taylor & Oates.	Wholesale Dry Goods.	
862	Taylor, John.	Taylor & Co.	Wholesale Dry Goods.	
860	Taylor, W. D.	C. M. Taylor & Co.	Wholesale Dry Goods.	
3-1	Telfer, A.	Telfer, Mfg. Co.	Wholesale Dry Goods.	
408	Tennant, Jas.	Christie, Kerr & Co.	Wholesale Dry Goods.	
373	Teskey, W. Bruce.	Teskey, Kerr & Co.	Wholesale Dry Goods.	
425	Thompson, D. W.	Thos. Thompson & Son	Wholesale Dry Goods.	
87	Thompson, F. H.	D. W. Thompson & Co.	Wholesale Dry Goods.	
635	Thompson, Geo. C.	A. Jardine & Co.	Wholesale Dry Goods.	
173			Wholesale Dry Goods.	



## LIST OF RESIDENT MEMBERS.

## LIST OF MEMBERS OF THE BOARD OF TRADE OF THE CITY OF TORONTO—Continued.

No. of CERTIFICATE	NAME.	FIRM.	BUSINESS.	LOCATION.
424	Thompson, Thos.	Thos. Thompson & Son	Dry Goods Merchants	136-140 King st. east.
426	Thompson, Wm. A.	The Standard Pub. Co. (Lim.)	Army and Navy Clothing Mnfrs.	131-133 King st. east.
818	Thompson, Daniel E.	Wm. Thomson & Co.	Importers Hardware and Crockery	4 Wellington st. east.
694	Thompson, Wm.		Capitalist	20 Front st. west.
912	Tilley, A.	W. P. Howland & Co.	Flour and Grain Merchants	89 Charles st.
489	Todhunter, Jas.	Todhunter & Mitchell	Coffee and Spices	24 Church st.
875	Todmlinson, R. H.	Brit. Can. Loan & Invest. Co.	Manager	30 Adelaide st. east.
213	Townley, W. J.	S. Trees & Co.	Coal Merchant	cor. Chestnut and Agnes str.
856	Trees, Samuel		Wholesale Stationery Hardware	42 Wellington st. east.
149	Trent, E. W.		Coal and Ice Merchant	29 Church st.
893	Tronce, F. W.		Coal and Ice Merchant	436 Ontario st.
872	Turner, John		Boot and Shoe Manufacturer	17 Jarvis st.
438	Urquhart, D.		Accountant	24 Church st.
309	Van Vlaek, D. L.		Contractor	Esplanade, west.
595	Vance, John		Coal Merchant	270 Parliament st.
300	Vickers, J.		Coal Merchant	10 Wellington st. west.
394	Vickers, J. A. D.	Vickers' Express Co.	Vice-President	103 Adelaide st. east.
828	Virtue, George		Publisher	
672	Waldie, John		Lumber Merchant	9 Victoria st.
477	Walker, B. E.	Bank of Commerce	General Manager	Yonge st.
841	Walker, David		Proprietor	Walker House.
723	Walker, R. I.	R. Walker & Sons	Dry Goods	37 King st. east.
521	Walmsley, Thos.	Scott & Walmsley	Undertakers	24 Church st.
109	Walsh, W.		Coal Merchant	39 Sullivan st.
654	Warren, C. D.	Warren Bros. & Boomer	Wholesale Grocers	35, 37 Front st. east.
655	Warren, W. A.	Gutta Parched Rubber Mfg. Co.	President	43 Yonge st.
852	Warren, H. D.	W. Warwick & Son	Stationers and Bookbinders	8, 10 Wellington st. east.
179	Warwick, G. F.	S. F. McKinnon & Co.	Wholesale Millinery	18 Wellington st. west.
325	Watkins, Jas.		Wholesale Confectioners	75 Front st. east.
3	Watson, T.	R. & T. Watson	Grain, Flour, Feed and Hop Merchants	No. 2 Imperial Bank Build- ing.
4	Weatherston, N.	N. Weatherston & Co.		24 Church st.
46	Wellington, W. E.	Stone & Wellington	Nurserymen	cor. Queen and Fuller sts.
500	Wescott, John		Coal Merchant	

OH Merchant . . . . .  
5 Church st.  
239 Adelaide st. west.



46 Wellington, W. L.  
500 Wescott, John.

224	West, Isa. B.	Oil Merchant	15 Church st.
742	West, Richard	Contractor	239 Adelaide st. west.
272	West, Thos.	Safe Manufacturer	117, 119 Front st. east.
716	Wesley, Ben.	Hardware Merchants	6 Wellington st. west.
323	Wesler, A. E.	District Gen. Fr. Agent G.T.R. east City.	179 King st. east.
331	White A.	Importers Dry Goods, etc.	12 Front st. west.
529	Whitehead, W. E.	Coal Merchant	100 Sherbourne st.
587	Whitehead, T. R.	Tanners	35 Front st. east.
350	Wickett, S. R.	Cashier	196 King st. east.
908	Wilkie, D. R.	Hardware	62 Orange st.
698	Williams, D.	Master Builder	146 Adelaide & Victoria sta.
523	Williams, R. S.	Planofort Manufacturer	11 Adelaide st.
536	Williams, H. W.	Accountant	11 Front st. east.
70	Williamson, T. G.	Tea and Sugar Brokers	44 Front st. east.
790	Willmott, Thos. H.	Lumber Manufacturers	40 Wellington st. east.
475	Wilson, W. A.	General Canadian Agent	113, 115, 117 Bay st.
83	Wilson, W.	Vinegar Manufacturers	67 Esplanade st.
707	Wilson, Robert A.	Seal Manufacturer	33 Adelaide st. west.
206	Wilson, Frank.	Publisher	Front st. west.
777	Winnett, J. J.	Proprietor, Queen's Hotel.	129 Queen st. east.
671	Winnor, George W.	Lumber Merchants	92 King st. east.
346	Wood, George W.	Paints and Oils, etc.	82 York st.
361	Wood, R. A.	Cattledealer	14, 16 St Lawrence Market.
548	Woods, M. J.	Hardware Merchant	49 Colborne st.
269	Woodrow, H.	Coal Merchant	672 Queen st. east.
546	Woolatt, H.	Coal Merchant	384 Adelaide st. east.
402	Woolatt, H.	Proprietor Dominion Churchman	34 Church st.
459	Wooten, F.	Commission	144 St George st.
15	Worden, W.	Capitalist	Union station
914	Worthington, Jas	Local Manager G.T.R.	37 Arcade.
75	Wraze, Ed.	Manager	Esplanade st., foot of Scott.
767	Wright, A. W.	Plumbers	72 Queen st. east.
868	Wright, John J.	Importers Dry Goods and Woollens.	cor. Bay and Wellington sts.
398	Wright, Jos.	Manufacturers Thread, etc.	90 York st.
14	Wyld, F.	Commission	34 Colborne st.
259	Wythe, Jas.	General Manager	Wellington st. west.
255	Wythe, R. J.	Builder and Contractor	Esplanade and Jarvis st.
434	Yarker, G. W.	Broker and Grain Merchant	32 1/2 Church st.
84	Yerks, Lionel	Wholesale Grocers	43 Front st. east.
87	Young, James		
39	Young, John W.		

LIST OF RESIDENT MEMBERS.

## LIST OF NON-RESIDENT MEMBERS.

## LIST OF MEMBERS OF THE BOARD OF TRADE OF THE CITY OF TORONTO—Continued.

No. of Certificate	NAME.	FIRM.	BUSINESS.	LOCATION.
483	Alkins, A. W.		Cattle Dealer	Cooksville.
345	Allan, Henry W.		Grain Merchant	Essex Centre.
143	Armitage, F. W.		Seaford Roller Mills	Seaford.
249	Baird, A. H.	Whitelaw & Baird.	Millers	Paris.
819	Balkanynne, Thomas, M. P. P.		Cheese Exporter	Strafford.
873	Barth, C. C.	C. G. Barth & Co.	Grain Brokers	210 Rialto Building, Chicago.
728	Bazard, George		Canadian Freight Agent	Hamilton.
114	Beary, J. G.		General Merchant and Miller	Streetsville.
19	Bell, E. R.		Grain Merchant	Fergus.
743	Bell, E. R.		Merchant	Fusaph.
533	Boswell, E. D.		Grain Merchant	Barre en Loup (en bas), P. Q.
823	Bothwell, John M.		Miller	Barre.
881	Boyman, Allan		Lumber Manfrs.	Blair.
865	Boyd, M. M.		Capitalist	Robbavreon.
375	Brown, Alex.		Lumber Manfr.	Eglington.
638	Burton, Jas. L.		Lumber Merchant	Barrie.
534	Caldwell, W. C.		Merchant	Lanark.
578	Campbell, A.		Grain Merchant	Colborne.
821	Carter, A.		Grain Merchant	Elora.
142	Cavanagh, A.		Grain Merchant	Montreal P.O.
593	Chisholm, K.	K. Chisholm & Co.	Grain Merchants	Brampton.
825	Clark, David		Millers	Ayr.
824	Clark, James		Grocer	Brampton.
810	Clarke, John		Grain Merchants	Bolton.
92	Clarke, James		Grain Broker	Kingston.
91	Clarke, John		Insurance and General Agent	Ontario P.O., California, U.S.
756	Cole, Frank		Produce Dealers	Peleeoro
108	Collins, W. E.		Manager	Peleeoro
23	Cox, G.		Tanners	Peleeoro
892	Curtis, Josh. W.	Curtis & Henderson	Produce Dealers	Peleeoro
633	Darling, Walter	Dominion Bank.	Manager	Napanee.
970	Davis, E. J.	A. Davis & Son	Tanner	King P.O.
890	Daville, F. T.		Produce Merchant	Aurora.
550	Dawson, H. W.		Miller	Brampton.
802	Denne, V.		Confectioner	Newmarket.
653	Davin, H. M.			48, 50 Lake st., Chicago.

792 ..... Dobson, John  
 393 ..... Dracass, J. H  
 ..... Merchant  
 ..... Miller  
 ..... Lindsay,  
 ..... Streetsville.

LIST OF NON-RESIDENT MEMBERS.

590.....	Davies, H. W.	Produce Merchant		
590.....	Dawson, H. W.	Miller		Newmarket,
802.....	Dawson, V.	Confectioner		48, 50 Lake st., Chicago.
653.....	Davin, H. M.			
792.....	Dobson, John.	Merchant		Lindsay.
393.....	Dracass, J. H.	Miller		Streetsville.
128.....	Dundas, J. R.	Grain Merchant		Lindsay.
219.....	Edmondson, E. S.	Miller		Oshawa.
869.....	Endacott, Hy.	Grain Merchant		Orangeville.
781.....	Esson, Jno.	Contractor		Amhersburg P. O., Box 202.
680.....	Fair, James	Miller		Clinton.
643.....	Ferris, Jas. J.	Merchant		Campbellford.
175.....	Fanning, Thos. H.	Stone Merchant		Streetsville.
130.....	Flavelle, D.	Millers and Grain Merchants		Lindsay.
786.....	Flavelle, W.	Merchant		Lindsay.
645.....	Foster, A.	Manufacturers		Doon.
106.....	Fowke, F. L.	Produce Merchant		Oshawa.
736.....	Galbraith, John.	Grain Merchant		Barrie.
904.....	Gearin, J. J.	Flour and Grain		Thorold.
44.....	Gibson, Y.	Merchant		Whitby.
147.....	Gilmour, David	Lumber Manfr.		Trenton.
20.....	Goldie, Jas.	Miller		Ayl.
305.....	Goldie, Thomas	Millers		Guelph.
144.....	Gorman David	Grain Merchant		Bradford.
683.....	Graham, G. W.	Manufacturer Salt		Seaford.
911.....	Green, Fred. L.	Grain Merchant		Aurora.
486.....	Groves, Dr.	Miller		Greenwood.
879.....	Guy, P. A.	Merchant		Fergus.
49.....	Hammill, T. J.	Lumber Manfr.		Oshawa.
842.....	Hamilton, Jas	Grain Merchant		Pelphston.
389.....	Hargraf, A. R.	Produce Merchant		Port Credit.
169.....	Harold, Samuel	Grain Merchant		Cobourg.
182.....	Hart, J. C.	Grain Merchant		Braatford.
221.....	Hartney, W. P.	Grain Merchants		Alliston.
224.....	Hewar, James	Grain and Produce		Stouffville.
769.....	Hillary, R. W.	Grain Dealer		Guelph.
126.....	Hodds, James	Doctor		Aurora.
895.....	Hoover, P. R.	Miller		Stratford.
611.....	Howson, W. J.	Millers		Green River.
612.....	Hunt, C. B.	Millers		Peewater.
222.....	Hunt, John J.	Grain Merchant		London.
36.....	Hutchins, W. H.	Lumber Manfr.		Parkhill.
	Irwin, Jas. M.			Peterboro.

## LIST OF NON-RESIDENT MEMBERS.

## LIST OF MEMBERS OF THE BOARD OF TRADE OF THE CITY OF TORONTO—Continued.

NO. OF CERTIFICATE	NAME.	FIRM.	BUSINESS.	LOCATION.
632	Jameson, R. H.		Merchant.	Whitby.
734	Johnson, Christopher.		Lumber Merchant.	Whitby.
898	Kent, W. R.	Gilchrist & Kent.	Grain Merchants.	Orangeville.
657	Kerns, W.		Wholesale Dry Goods.	Barlington.
909	Knox, John.		Miller.	Carleton Place.
579	King, H. A.	Knox, Morgan & Co.	Merchant.	St. Catharines.
581	Kranz, Hugo.			Berlin.
740	Lambert, E. W.		General Merchants.	Harriston.
738	Lambert, E. G.		Grain Merchant.	Orangeville.
678	Lindsay, J.		Trustee.	Oshawa.
675	Lindsay, Jno.		Grain Merchant.	Newcastle.
467	Lockhart, A.		Grain Merchant.	Whitby.
468	Lockhart, W. T.		Grain Merchant.	Newmarket.
385	Long, J. H.		Grain Merchant.	Bowmanville.
386	Lundy, Chas.		Merchant.	
377	Lyle, John.		Grain Produce.	Lindsay.
275	Macdonell, Alex.		Commission Agent.	Strathroy, Box 432.
741	Mackintosh, F. P.		Tanners.	Oakville.
148	Marlatt, C. G.	Marlatt & Armstrong.	Managing Director.	Whitby.
66	Martin, G. F.	The Martin Manufacturing Co.	Lumber Merchant.	Gravel Hill, West.
258	Marter, Thos.		Miller.	Gravel Hill Forest.
835	Mathews, George.		Pork Packer.	Lindsay.
202	Misall, E.		Commissioner.	Ottawa.
831	Miller, Thos.		Commissioner Inland Revenue.	Newcastle.
277	Miller, John B.	The Parry Sound Lumber Co.	President.	Parry Sound.
661	Milner, W. E.		Grain Merchant.	Brampton.
377	Moller, Peter.	Thos. Milner & Co.	Stock and Grain Broker.	Hayen Bldg, Buffalo, U.S.
853	Moody, John.		Millers.	Dunnville.
290	Mulhern, H. A.	J. Moody & Son.	General Merchant.	Peterboro'.
365	Myers, Thomas.		Barley, Wheat & Produce Merchant.	Peterboro'.
545	McBain, J. J.		Grain and Produce Merchant.	King, Ont.
816	McBride, Isaac.		Grain Merchant.	Bowmanville.
838	McDougall, John.		Miller and Grain Merchant.	Botton.
150	McFall, A.			

365	McBain, J. J.	Produce Merchant.	King, Ont.
545	McBride, Isaac.	Grain and Produce Merchant.	Bowmanville.
816	McDongall, John.	Grain Merchant.	Bobton.
838	McFall, A.	Miller and Grain Merchant.	
150	McFarland, W. J.	Produce Merchant.	Markdale.
789	Noble, R.	Miller.	Norval.
878	Patterson, Thomas.	General Merchant.	Oakville.
864	Pattison, Geo.	Woolen Mills.	Preston.
451	Pattison, Wm.	Ferrous.	Quebec.
471	Pennie, E.	Flour Commission Merchants.	Port Hope.
105	Peplow, W. H.	Commission Merchant.	Aurora.
899	Playfair, Jas.	Plough Manufacturers.	Sturgeon Bay.
739	Preston, Geo.	Lumber Merchant.	Harriston.
338	Power, Richard.	Lumber Manufacturer.	Barrie.
830	Raymer, H. B.	Millers.	Stouffville.
552	Raymer, Jesse B.	Miller.	Newmarket.
233	Reesor, B. F.	Grain Merchants.	Shelbourne.
38	Riky, R. A.	Tanner.	Shawa.
584	Robson, Jas.	Grain Merchant.	Ayr.
176	Robson, M.	General Merchants.	Port Perry.
280	Ross, A.	Manager.	Uxbridge.
319	Ross, Robert.	Miller.	Thistleton.
808	Ross, Geo.	Miller.	Thistleton.
793	Rountree, J.	Dry Goods.	Guelph.
320	Ryan, G. B.	Grain Merchant.	Paris.
888	Ryan, M.	Millers.	Lindsay.
220	Sadler, Dundas & Co.	Miller and Distiller.	Waterloo.
129	Seagram, Joseph E.	Grain Merchant.	St. Thomas.
758	Sheppard, Samuel I.	Merchant.	St. Albert.
820	Shields, Jas.	Merchant.	Bridleport.
765	Shirk, Peter.	Lumber Dealer.	258 Carolina st., Buffalo.
763	Sillman, J. R.	Miller and Produce Dealer.	London.
814	Slater, Jas.	Miller.	St. Jacobs.
351	Snyder, E. W. E., M.P.P.	Millers.	Conestogo.
884	Snyder, W. B.	Millers.	Waterloo.
737	Snyder, W.	Millers.	German Mills.
793	Snyder, W. B.	Merchant.	Lindsay.
760	Snyder, A. J. H.	Maltster.	Gresensville.
883	Snyder, J. J.	Merchant.	Peterboro.
812	Steed, J. J.	Lumber Manufacturer.	Lakefield.
829	Stevenson, Jas. C.	Carpet Manufacturer.	Paris.
636	Strickland, R. C.		
496	Stroud, H.		



## LIST OF MEMBERS OF THE BOARD OF TRADE OF THE CITY OF TORONTO—Continued.

NO. OF CERTIFICATE	NAME.	FIRM.	BUSINESS.	LOCATION.
884	Taylor, H. B.	W. E. Trench & Son.	Merchant.	Whitby.
886	Tench, W. E.		Flour and Grain Merchants.	Chippewa.
897	Tench, F. M. M.	T. Todd & Co.	Cattle Dealer.	235 Commissioner st., Montreal
344	Thompson, M. M.		Commission Merchants.	Galt.
196	Todd, Martin N.	Merchants' Bank.	Tanner.	Listowel.
197	Todd, Thomas.		Manager.	Stratford.
187	Towne, G.	N. Wenger Bros.	Miller*.	Weston.
902	Trew, T. E. P.		Merchant Millers.	Lindsay.
481	Wadsworth, T. R.	Hart & Wallace.	Merchant.	Alliston.
905	Wallace, J. W.	Schuler & Webster.	Grain Merchants.	Oakville.
170	Wallace, W. S.		Miller.	Preston.
762	Warcup, Isaac	N. Wenger Bros.	Millers.	Ayton.
762	Webster, J. D.		Merchant Millers.	Oshawa.
744	Wenger, Noah.	Whitelaw & Baird.	Cooper.	Castroville.
745	Wenger, Aaron.		Miller.	Essex.
660	Western, Matthew.	Whitelaw & Baird.	Miller.	Lythbridge.
525	Wheelhan, D.		Grain Merchant.	Glennham.
248	Whitelaw, C.	William, Jos.	Miller.	Bramton.
299	Whitelaw, J. M.		Cattle Exporter.	Dundas.
730	William, Jos.	Grant & Co.	Miller.	Windsor.
867	Williamson, W. S.		Exporters.	Wolverton.
889	Wilson, M. C. L.	Wolverton, A.	Miller.	Pickering.
200	Wilson, C. L.		Miller.	
870	Wolverton, A.			
473	Wright, A. E.			



STATISTICAL RETURNS.



Planks, Boards and Joists.....	108,793
Other articles of the Forest.....	13,067
Total Forest.....	90,761
	165,982

UNITED STATES.

Animals and their Produce—

Horses.....	60	11,395	184	37,813	232	49,508	179	36,565
Horned Cattle.....	455	9,628	2,153	37,100	707	16,781	181	11,738
Swine.....	2	50	8	13,875	1	50	3	85
Sheep.....	1509	4,026	4,708	5,739	6	4,225	1	1,680
Bones.....	2880	2,880	5,726	685	4,344	16,257	1,920	6,172
Furs—undressed.....		188		9,823		3,445		19,986
Hives, Horns, etc.....	6054	2,821		19,456	15,420	1,728		180
Sheeps' Pelts.....	270,372	58,983	82,336	8,041	50,807	13,635	1,728	450
Other Articles.....								
Butts, Animals.....		3,173						
Eggs.....			54,000	8,925	17,894	3,489		367
Grease and Scraps.....			3,805	78	10,500	2,205	2,450	230
Poultry and others.....				6	3,132	100	9,253	15
Other Articles.....						146		
Cheese.....							34	12

GREAT BRITAIN.

Butter.....	1,320	238	3,309	444	53,430	6,682	94,632	10,824
Cheese.....			75	11	10,800	1,176	30,806	2,694
Lard.....	42,560	3,320	28,000	2,102	1,753,194	134,092	580,596	52,698
Meats, viz.—Bacon.....	2,484,451	203,622	24,242,217	195,163	7,176	38,151	10,401	2,718
Hams.....	25,256	2,069	122,510	10,090	2,800	168		
Tongues.....	10,808	649			10,96	576		
All Others, N.E.S.....	7,700	154	6,350	406		675		
Furs—undressed.....		64						
Pork.....			56,681	3,922	69,798	5,066	385	35
Other Articles.....		120						
Sheeps' Pelts.....			40,295	10,290				
Canned Meats.....							4,000	499
Sheep.....			260	1,300				
Poultry and others.....							75	5
Honey.....	37,500	11,220		859		19		

## FOREIGN COMMERCE OF THE CITY OF TORONTO.

Statement of Exports.—Goods the Growth, Produce and Manufacture of the Dominion of Canada, for the Fiscal Year commencing 1st July, 1886, and terminating 30th June, 1887.—*Continued.*

ARTICLE.	QUARTER ENDING SEPTEMBER 30, 1886.		QUARTER ENDING DECEMBER 31, 1887.		QUARTER ENDING MARCH 31, 1887.		QUARTER ENDING JUNE 30, 1887.		TOTAL.
	Quantity.	Value. \$	Quantity.	Value. \$	Quantity.	Value. \$	Quantity.	Value. \$	
BRITISH WEST INDIES.									
<i>Animals and their Produce—Continued—</i>									
Pork.....			400	32	200	15	750	62	
Hams.....			651	85	599	76	699	87	
Cheese.....			60	10					
Butter.....	18		770	89	500	50	675	66	
Bacon.....	23								
Tallow.....									
NEWFOUNDLAND.									
Butter.....			10,300	1,545					
GERMANY.									
Furs—undressed.....		4,500		7,550		9,047			
"—dressed.....				155					
Total Animals.....		312,641		375,954		290,091		148,257	



## FOREIGN COMMERCE OF THE CITY OF TORONTO.

Statement of Exports.— Goods the Growth, Produce and Manufacture of the Dominion of Canada, for the Fiscal Year commencing 1st July, 1886, and terminating 30th June, 1887.—Continued.

ARTICLE.	QUARTER ENDING SEPTEMBER 30, 1886.		QUARTER ENDING DECEMBER 31, 1886.		QUARTER ENDING MARCH 31, 1887.		QUARTER ENDING JUNE 30, 1887.		TOTAL.
	Quantity.	Value. \$	Quantity.	Value. \$	Quantity.	Value. \$	Quantity.	Value. \$	
<b>BELGIUM.</b>									
<i>Agricultural Products—Continued.</i>									
Flour of Wheat.....		19,865		515,660	110	471		140,733	
Total Agricultural Products.....									
<b>UNITED STATES.</b>									
<i>Manufactures—</i>									
Iron, all others.....									12
Agricultural Implements.....		16		36					106
Books, Pamphlets, etc.....		1,797		1,757					915
Carrages, Cabs, etc.....	7		7		4				200
Clothing and Wearing Apparel.....		479		212					
Cottons.....		324		161					
Iron and Steel Manufactures—									
Cottons.....		1,560		30					3,027
Cottons.....		1,287		3,714					1,090
Cottons.....		50		384					40
Machinery, N.E.S.....	2		5	205	7				1
Sewing Machines.....		216		256					35
Other Hardware, N.E.S.....		204		635					280
Steel and Manufactures of.....		182		335					60
Leather—Harness.....		88							92
Other Manufactures, N.E.S.....									7
Rocks and Shoes.....									4
Oil, N.E.S.....		267							142
Liquors, viz.—Whiskey.....				754	101	63,100			197







BRITISH GUIANA.									
Other Articles.....									261
NEWFOUNDLAND.									
Woolens.....									127
Other articles.....	20						94		1,410
Books, Pamphlets and Maps.....									
Leather, Harness.....	52								
SOUTH AFRICA.									
Books and Pamphlets.....	5,694								1,671
SPANISH WEST INDIES.									
Book, Pamphlets, etc.....							127		
Other articles.....							879		
FRENCH WEST INDIES.									
Books, Pamphlets, etc.....									
BRITISH AUSTRALASIA.									
Iron, all others.....									1,400
Iron and Hardware.....	1,570					456			
Other articles.....						3,355			
Books and Pamphlets.....	8,998					7,232	11,880		2,612
Machinery.....						1,240	7,108		6,298
Household Furniture.....	250					1,471	726		109
Steel and Manufactures of.....						130			1,000
Soap.....					2,500				
Clothing and Wearing Apparel.....	696							20,000	

## FOREIGN COMMERCE OF THE CITY OF TORONTO.

Statement of Exports.—Goods the Growth, Produce and Manufacture of the Dominion of Canada, for the Fiscal Year commencing 1st July, 1886, and terminating 30th June, 1887.—*Continued.*

ARTICLE.	QUARTER ENDING SEPTEMBER 30, 1886.		QUARTER ENDING DECEMBER 31, 1886.		QUARTER ENDING MARCH 31, 1887.		QUARTER ENDING JUNE 30, 1887.		TOTAL.
	Quantity.	Value.	Quantity.	Value.	Quantity.	Value.	Quantity.	Value.	
<i>Manufactures—Continued—</i>		\$		\$		\$		\$	\$
FRANCE.									
Books, Maps, Pamphlets.....				50					
Other articles.....				250					
Agricultural Implements.....								2,691	
BELGIUM.									
Books, Maps, Pamphlets.....						40			487
Agricultural Implements.....									
Total Manufactures.....		86,339		99,750		131,529		119,954	
UNITED STATES.									
<i>Miscellaneous Articles—</i>									
Dried Fruits.....									
Drugs.....		1,319		217		8,278		47,025	6,719
Oil Paintings.....				20					



## FOREIGN COMMERCE OF THE CITY OF TORONTO.

STATEMENT OF DUTIABLE IMPORTS, showing the Quantity and Value of the Articles Imported and the Country from which Imported, for the fiscal year commencing with the quarter ending 30th September, 1886, and terminating with the quarter ending 30th June, 1887.

ARTICLES.	Country.	Sept. 30, 1886.		Dec. 31, 1886.		March 31, 1887.		June 30, 1887.		TOTAL VALUE.
		Quantity.	Value.	Quantity.	Value.	Quantity.	Value.	Quantity.	Value.	
Ale, Beer, etc., in bottle.	Great Britain	3,840	\$ 2,924	4,400	\$ 3,290	200	\$ 152	6,346	\$ 4,934	
	United States	36	21	29	16	16	10	66	80	
Do. in casks.	Great Britain	213	48	600	245	540	151	1,360	527	
	Germany	962	364	112	27					
	United States	178	61						158	
Ginger Ale.	Great Britain	10	1,025	5	1,770	26	1,373	5	1,400	
Animals, viz., Horses	do.			629	4,265					
Do. do for slaughter.	do.	2,563,728	132,061	3,616,450	137,680	1,335,350	67,779	2,208,525	116,047	
Do. all other, N.E.S.	do.	6,5304	1,847	6,629	1,933	7,066	2,011	6,264	1,727	
Baking Powders.	Great Britain		56		49		1,116		144	
Bats and Trusses.	United States		598		750		1,635		2,333	
Bells, except Church bells.	Great Britain		1		27		80		15	
	United States		30		1,398		1,619		570	
Billiard Tables, without pockets.	Germany							2	380	
Do. with pockets.	do.		109		4		1	240	8	
Do. 5½ by 11 feet.	do.	1,398	109		13	607	139	13	1,680	
Bird Cages.	do.		167		174		278		227	
Blacking, Shoe, etc.	Great Britain		112		182		85		1,013	
	United States		2,725		1,830		132		1,979	
Black Lead.	Great Britain		498		2,304		1,210		1,979	
	United States		1,770		3,685		4,020		845	
Blueing, Laundry, etc.	do.	15,3844	1,770	27,947	3,685	4,020	18,156	9,888	16,313	
Books, print'd, Periodic, etc., N.E.S.	Great Britain		21,827		51,913		32,371		38,391	
	United States		50,914		54,457					



Books, print d, Ferradic is, etc., N.E.S. 32,371 54,457 50,914 0

Books, British Copyright Works.....	United States	215	671	304	270
Do. Bibles, Prayer Books, etc.....	Great Britain	6,889	31,317	8,204	7,436
Do. Blank Books.....	United States	6,077	4,088	4,088	4,444
Do. printed, lithographed, etc.,	Great Britain	1,979	1,282	1,282	5,080
Billheads, etc.....	United States	2,616	2,102	1,170	1,864
Do. Posters, advertising bills, etc.....	Germany	89	47	55	139
Do. Advertising Pamphlets.....	Great Britain	819	2,119	980	717
Do. Maps and Charts.....	United States	6,184	8,208	6,152	1,816
Do. Advertising Pictures, etc.....	Germany	168	32	274	60
Do. Printed Music, bound or in	Great Britain	134	45	1,669	1,583
sheets.....	United States	1,847	2,885	1,870	789
Do. Valentines, Xmas, etc., Cards,	Great Britain	33,946	1,174	47,059	960
Do. do . of Silk or perfumed	United States	1,283	43,966	1,958	12
Bookbinders' Tools, etc.....	Germany	565	45	1,154	1,154
Boot, Shoe and Stay Laces.....	Great Britain	24	94	220	220
Braces or Suspenders.....	United States	3,017	1,178	15,596	3,584
Brass, viz., Seamless Drawn Tubing..	Great Britain	2,493	2,917	3,866	3,961
Do. Bars and Bolts.....	United States	6,053	949	1,236	1,787
Do. Strips for Printers' Rules.....	Great Britain	7,117	7,724	8,424	7,242
Do. Wire Cloth.....	United States	3,845	4,430	1,085	1,381
Do. Manufacturers, all, N.E.S.....	Germany	661	5,142	907	3,335
United States	Great Britain	981	426	204	170
France	United States	15	2,418	217	340
	Germany	32	3,342	2,942	3,676
	Great Britain	6,281	3,920	891	3,161
	United States	306	1,612	101	1,600
	Germany	2,466	508	1,832	1,442
	Great Britain	554	546	497	431
	United States	504	233	514	558
	Germany	4,671	2,067	6,892	1,780
	Great Britain	2,952	57	2,695	1,085
	United States	57	12,600	3,345	1,102
	Germany	1,935	510	826	255
	Great Britain	9,516	724	318	17
	United States	4	2	13	17
	Germany	73	396	83	571
	Great Britain	66	44	44	39
	United States	44	170	211	55
	Germany	62	3,769	200	28
	Great Britain	3,296	4,087	4,087	2,278
	United States	15,702	18,969	1,562	18,585
	Germany	800	525	6	6

## FOREIGN COMMERCE OF THE CITY OF TORONTO.

STATEMENT OF DUTIABLE IMPORTS, showing the Quantity and Value of the Articles Imported, and the Country from which Imported, for the fiscal year commencing with the quarter ending 30th September, 1886, and terminating with the quarter ending 30th June, 1887.—Continued.

ARTICLES.	Country.	Sept. 30, 1886.		Dec. 31, 1886.		March 31, 1887.		June 30, 1887.		TOTAL VALUE.
		Quantity	Value.	Quantity	Value.	Quantity	Value.	Quantity	Value.	
			\$		\$		\$		\$	
Brass Manufacturers, all, N. E. S.	Germany	67,209	2,205	62,290	2,274	12,634	501	56,765	2,765	
Breadstuffs, Arrowroot and Tapioca.	Great Britain	225	80	4,774	169	22,784	1,136	5,475	236	
Do.	United States			2,435	155	809	62	1,293	73	
Do.	Italy							150	4	
Do.	France							1,250	82	
Do.	Great Britain							23,520	822	
Do.	Holland	38,080	1,371	34,720	1,033			8,900	278	
Do.	Germany							11,200	322	
Do.	United States	2,200	106	448	12	18,481	7,600	4,000	109	
Do.	do.	17,360	7,585	66,647	27,614	40	129	124,862	47,737	
Do.	do.	23,071	6,432	16	4	29	131	6	3	
Do.	do.	2,103	1,965	1,195	2,701	714	1,663	1,279	61	
Do.	do.	1,635	4,131	100	2	300	9	106	3	
Do.	do.			965	3,632	2,379	9,214	300	1,040	
Do.	do.	1,713	6,424			1,341			1,085	
Breadstuffs, Wheat Flour	United States								753	
Do.	Great Britain								1,205	
Do.	United States								1,128	
Do.	Great Britain								55	
Do.	United States								20	
Bricks and Tiles, Fire Bricks, etc.	do.								9,533	
Do.	do.								6,411	
Do.	do.								1,179	
Do.	do.								548	
Do.	do.								476	
Do.	do.								539	
Do.	do.								548	
Do.	do.								523	

Brushes of all kinds	Great Britain	3,541	9,277	3,504	3,698
	United States	2,560	7,171	1,131	3,735
	France	983	1,167	2,883	1,436
	Germany	3,118	2,920	1,082	1,578
Buttons	Great Britain	20,706	5,206	23,733	3,988
	United States	12,154	7,085	9,460	5,919
	France	58	82	585	247
	Germany	5,599	9,312	10,408	4,157
	Austria	1,728		5,116	1,184
	Great Britain			71	72
	Germany			48	348
Candles, Tallow	United States	100		11	
Do. Paraffine Wax	Great Britain	49		44	
	United States	1,224	1,318	1,386	250
Do. all other including Sperm	do.	880	343	255	35
	Great Britain	50	437	455	452
	United States	10	2,894	75	720
Cane or Rattan, split, etc.	Great Britain	100	431	3,880	106
	United States	159	560	1,156	454
Carrriages, Buggies, all kinds	Germany	41	5,150	81	2,314
	United States	18	5,75	86	630
	Great Britain	1	1,874	7	123
Do. Bicycles, etc.	do.	414		24	5,907
Do. Sleighs and Cutters	United States			1	47
Do. Wheelbarrows, Handcarts	do.	151	7	157	389
Do. Children's Carriages	do.	21	171	517	840
Do. all other	do.	1	252	3,857	2,017
Do. Parts of Carriages	do.	1			
	do.	498	881	1,311	9,458
	do.	763	236	14	14
	do.	4,544	3,235	2,582	1,734
Carpets, all, N. E. S.	Great Britain	9,824	5,212	2,054	387
	United States			110	365
	France			196	1,422
Cases, Jewel, watch, and other	Great Britain	1,949	3,398	637	488
	United States	2,620	3,142	817	1,69
	France	133	178	30	885
	Germany	2,567	1,882	424	398
	Japan				
	Austria				
	United States				
Celluloid, moulded into sizes	Great Britain	1,000		2	87
Cement, Portland or Roman	do.	118		1	2,260
	United States	360	5	1,500	177
Chalk	France	643	72	350	328
	Germany				
	United States				
Cider, not Clarified	United States		60	38	22

## FOREIGN COMMERCE OF THE CITY OF TORONTO.

STATEMENT OF DUTIABLE IMPORTS, showing the Quantity and Value of the Articles Imported, and the Country from which Imported, for the fiscal year commencing with the quarter ending 30th September, 1886, and terminating with the quarter ending 30th June, 1887.—Continued.

ARTICLES.	Country.	Sept. 30, 1886.		Dec. 31, 1886.		March 31, 1887.		June 30, 1887.		TOTAL VALUE.
		Quantity	Value.	Quantity	Value.	Quantity	Value.	Quantity	Value.	
Cider, Clarified	United States		\$	20	\$			448		\$
Chicoxy, kiln-dried	do.		1,700		1,710		229		17	
Clocks, and parts thereof	Great Britain		11,303		15,372		10,623		11,371	143
	United States		2,303		2,162		148		325	
	France						81			
	Germany									
	Austria				221					
	United States		123		10		24			35
	France									
	Switzerland		34		68					
Coal, Anthracite	United States	56,382	259,304	99,531	665,576	46,138	215,106	17,775	82,974	
Do, Bituminous	do.	31,897	137,758	45,155	193,582	62,345	233,670	47,998	170,229	
Do, Coke	do.			45,476	2,008	361	1,550	355	1,584	
Do, Tar and Coal Pitch	do.		1,493		2,678		626		191	
Do, Dust	do.		2,067		1,641		2,646		1,929	
Cocoa Matting	Great Britain		1,188		1,869		3,023		2,321	
Cocosnuts, N. E. S.	United States	21,500	1,003	27,900	1,358	16,302	749	28,150	1,136	
Do, desiccated, etc.	do.	4,743	1,736	16,349	2,792	7,440	1,178	11,415	1,898	
Do, Paste, etc., sugar	do.	214	73	996	250	755	202	2,348	597	
Do, containing sugar	do.	577	103	4,830	1,236	33	55	2,382	569	
Collars, Cuffs	Great Britain		200		80		129		211	
	United States		3,907		2,104		4,707		1,499	
	Germany		7,311		4,208		6,827		4,691	
	United States						56			
Coffee, green	Great Britain		643		4,839		20		50	15
Do, roasted	do.		738		3,036		1,369			
Combs, of all kinds	United States		191		1,963		34			2,873
	Great Britain		2,897		1,537		1,523			538
	United States		587		846		2,199			468
	Germany		710							

Copper, bars, rods, etc.

United States

25

3724

5,076

100

1,087

40

225

2,025

Copper, bars, rods, etc.	25	285	100	1,087	319	3,017	225	2,025
Do. seamless drawn tubing	3724	5,076	40	436	1,414	490	276	3,088
Do. all other manufactures, N.E.S.	1,092	333	289	109			3,784	1,109
Do. do.		116			349	564	720	141
Do. Cordage, of all kinds.	692			890				580
Do. Corks and Corkwood.	8,044	1,626	4,045	821	5,679	1,187	444	81
		1,262		1,229		186	5,754	1,205
		155		38		144		654
Cottons, bleached and unbleached.		3,856		2,903		1,531		4,092
Do. Gingham and Plaids.	36,963	3,005	13,898	1,239	120,088	8,936	77,782	4,047
Do. Denims, Drillings, dyed or	23,113	69,726	5,940	35,397	65,119	6,227	48,657	4,754
Do. colored.	183	46		3,634	12,784	4,722	11,758	1,604
Do. Printed or dyed, N.E.S.	17,287	3,936	4,150	43,661	6,479	17,409	64,498	11,273
	27,573	3,338		5,877,058	363,309	1,741,708	125,448	2,694
	1,833,653	98,628	11,090	8,568	204,521	13,547	178,358	13,199
	80,046	5,217	20,100	1,407	10,589	2,479		
Do. over 36 inches wide.	31,076	2,860	57,960	5,142	34,662	4,117	9,520	555
Do. Damask of.	48,020	3,398	58,178	4,634	68,335	4,383	26,728	2,399
Do. Handkerchiefs, plain etc.	106	27			1,116		2,456	2,456
		10,087		4,006		10,862		7,348
		5						
Do. Wadding and Bating, not		8						
Do. bleached etc.	2	15	15	2			5	2
Do. Knitting Yarn, etc., not	1,428	148			314	114		
Do. Wadding, Bating, etc., dyed	108	40	72	10				68
Do. and colored.		13	605	67			1,185	185
Do. Knitting Yarn, etc., dyed or	79	37	715	181	3,537	1,160	1,120	427
Do. colored.	2,072	527	3,196	75	3,659	744	6,129	1,198
Do. Seamless Bags.	1,160	196	292	3	3,224	54	3,182	518
Do. Shirts, Drawers, Hosiery.		5,185		294		3,303		11,656
		124		471				547
Do. Sewing Thread on spools.		1,173		1,545		5,631		602
Do. do. in hanks.	22,083	164	22,702	2,702	31,944	20	2,043	2,043
Do. Bed Comforters.	2,065		6,398			6,924		6,796
Do. Clothing.	26	78	174	248				
		25	75	50		42	69	76
	14,412		5,775		30,902			9,645

Combs, of all kinds. . . . . 538  
 United States . . . . . 468  
 Germany . . . . . 1,923  
 857  
 846  
 2,587  
 710  
 25  
 3724  
 1,092  
 692  
 8,044  
 36,963  
 23,113  
 183  
 17,287  
 27,573  
 1,833,653  
 80,046  
 10,000  
 31,076  
 48,020  
 106  
 10,087  
 5  
 8  
 2  
 1,428  
 108  
 79  
 2,072  
 1,160  
 5,185  
 124  
 1,173  
 22,083  
 2,065  
 26  
 14,412

## FOREIGN COMMERCE OF THE CITY OF TORONTO.

STATEMENT OF DUTIABLE IMPORTS, showing the Quantity and Value of the Articles Imported, and the Country from which Imported, for the fiscal year commencing with the quarter ending 30th September, 1886, and terminating with the quarter ending 30th June, 1887.—Continued.

ARTICLES.	Country.	Sept. 30, 1886.		Dec. 31, 1886.		March 31, 1887.		June 30, 1887.		TOTAL VALUE.
		Quantity	Value.	Quantity	Value.	Quantity	Value.	Quantity	Value.	
Cotton Clothing.....	United States	9,214	\$	5,959	12,735	.....	.....	.....	.....	17,031
	France	458	1,08	1,106	1,112	.....	.....	.....	.....	253
	Germany	.....	33	.....	65	.....	.....	.....	.....	49
	Great Britain	44	1,868	.....	1,877	.....	.....	.....	.....	572
	United States	1,910	63	.....	31	.....	.....	.....	.....	104
Do. Belting.....	do.	266	.....	.....	139	.....	.....	.....	.....	4,310
Do. Lampwicks.....	Great Britain	152	5,019	.....	21,501	.....	.....	.....	.....	1,524
Do. Shawls.....	do.	5,134	.....	.....	2,746	.....	.....	.....	.....	74
Do. Fansols and Umbrellas.	United States	2	3,097	.....	.....	.....	.....	.....	.....	7,291
Do. Socks, Stockings.....	do.	2,911	250	.....	21,035	.....	.....	.....	.....	8,213
Do. Towels.....	United States	35,462	26,514	6,917	5,963	.....	.....	.....	.....	31,113
Do. Velveteens.....	Great Britain	33,720	31,982	2,045	1,661	.....	.....	.....	.....	5,941
Do. Winceys, all kinds N.E.S.	do.	561,400	12,485	.....	8,811	.....	.....	.....	.....	789
Do. all other manufactures of N.E.S.	United States	27,223	5,169	.....	70,512	.....	.....	.....	.....	254
	do.	4,643	.....	.....	.....	.....	.....	.....	.....	2,925
	France	16	155	.....	.....	.....	.....	.....	.....	492
	Germany	178	561	.....	91	.....	.....	.....	.....	1,221
Cruffs.....	Great Britain	10,416	.....	.....	12,899	.....	.....	.....	.....	74
Crapes, all kinds.....	do.	10,416	3,381	.....	.....	.....	.....	.....	.....	225
Crucibles.....	United States	1,687	1,054	69	356	.....	.....	.....	.....	114
Drugs, Dyes, etc., Acetic.....	Great Britain	175	4	.....	.....	.....	.....	.....	.....	.....
	United States	81	266	111	.....	.....	.....	.....	.....	.....
	do.	55	.....	.....	.....	.....	.....	.....	.....	.....
Do. Acid, Sulphuric. N.E.S.	Great Britain	.....	.....	.....	.....	.....	.....	.....	.....	1,693
Do. Acids, all others, N.E.S.	United States	.....	.....	.....	.....	.....	.....	.....	.....	140
Do. Austria.....	.....	.....	.....	.....	.....	.....	.....	.....	.....	435
Do. Great Britain	.....	50	24	.....	.....	.....	.....	.....	.....	538
Do. United States	.....	83	83	.....	.....	.....	.....	.....	.....	122
	United States	2,392	365	.....	.....	.....	.....	.....	.....	.....





## FOREIGN COMMERCE OF THE CITY OF TORONTO.

STATEMENT OF DUTIABLE IMPORTS, showing the Quantity and Value of the Articles Imported, and the Country from which Imported, for the fiscal year commencing with the quarter ending 30th September, 1886, and terminating with the quarter ending 30th June, 1887.—Continued.

ARTICLES.	Country.	Sept. 30, 1886.		Dec. 31, 1886.		March 31, 1887.		June 30, 1887.		TOTAL VALUE.
		Quantity	Value.	Quantity	Value.	Quantity	Value.	Quantity	Value.	
Drugs, all other, N.O.P.	Germany	.....	\$	.....	.....	.....	.....	.....	.....	.....
Earthenware, decorated or painted.	Italy	.....	22,365	.....	13,550	.....	7,669	.....	10,277	.....
	Great Britain	.....	395	.....	1,545	.....	165	.....	1,453	.....
	United States	.....	693	.....	95	.....	.....	.....	.....	.....
Do. Demi-johns, etc.	France	.....	.....	.....	99	.....	.....	.....	134	.....
	Austria	.....	576	.....	.....	.....	1,010	.....	2,712	.....
	United States	.....	70	.....	7,952	.....	114	.....	15,027	.....
Do. White Granite.	Great Britain	.....	28,673	.....	.....	.....	10,173	.....	1,304	.....
	United States	.....	2,370	.....	1,759	.....	912	.....	48	.....
Do. China and Porcelain.	Germany	.....	517	.....	4,988	.....	2,162	.....	12,963	.....
	Great Britain	.....	6,671	.....	4,988	.....	496	.....	509	.....
	United States	.....	416	.....	1,719	.....	230	.....	799	.....
	France	.....	944	.....	6,571	.....	1,273	.....	12,397	.....
	Germany	.....	.....	14,996	.....	612	.....	.....	1,074	.....
	Austria	.....	.....	.....	.....	353	.....	.....	327	.....
Electric and Galvanic Batteries.	Japan	.....	19	.....	188	.....	.....	.....	165	.....
	Great Britain	.....	972	.....	490	.....	403	.....	4,263	.....
	United States	.....	704	.....	1,585	.....	1,314	.....	4,345	.....
Electric Light Apparatus for Embroideries, N.O.P.	do.	.....	2,340	.....	6,431	.....	.....	.....	.....	.....
	Great Britain	.....	134	.....	2	.....	.....	.....	3,029	.....
	United States	.....	208	.....	.....	28,315	.....	.....	.....	.....
Emery Wheels.	Germany	.....	105	.....	1,691	.....	.....	.....	39	.....
	Switzerland	.....	117	.....	.....	.....	.....	.....	.....	.....
	United States	.....	118	.....	5	.....	.....	.....	.....	.....
Essences, viz., Pear, Fine Apple, etc.	do.	.....	148	.....	.....	.....	.....	.....	496	.....
	do.	.....	319	.....	.....	.....	.....	.....	94	.....
Excelsior for Upholsterers' use.	Great Britain	.....	567	.....	.....	.....	.....	.....	128	.....
	United States	.....	250	.....	617	.....	.....	.....	.....	.....
Fancy Goods—Alabaster, Spar.	United States	.....	910	.....	28	.....	.....	.....	.....	.....
	France	.....	.....	.....	.....	.....	.....	.....	.....	.....

Excelsior for Upholsters use.	319	617	2	128
Fancy Goods—Alabaster, Spar.	910	28		
Great Britain				
United States				
France				

	54			17			
Fancy Goods—Alabaster, Spar.							
Do. Beads, Bead Ornaments.							
Do. Boxes, Fancy.	1,701	882		55			451
	486	123		10,218			891
		321		270			3,985
		372					255
Do. Braids, Cordis, etc.		78					
	60,391			66,955			17,845
	11,521			12,986			7,455
	3,683			2,101			485
	610			2,193			
Do. Bead Ornaments.	54			123			
	329						560
	322			105			104
	52			72			97
Do. Manufactures of, Bone, Shell, etc.		21		25			23
	66			531			261
	508			1,399			1,553
	1						173
	188						34
Do. Flowers, Artificial, and Feather Fans.	2,959	293		25			
	535	1,204		10,865			2,313
	651	172		2,156			883
	66	49		136			
Do. Feathers, Ostrich, undressed.	13						
Do. do. dressed.	28,493	6,662		32,205			20
	1,135	2,528					5,151
	1,650	88		506			276
Do. Gold and Silver Cloth Tassels.	24						
Do. Laces, Braids, Fringes.		19,649					
		6,915					
		2,439					
		4,417					
Fancy Goods, Millinery, N. E. S.	1,719			1,755			132
	502			364			112
Do. Laces, Curraims, Collars, etc.	46,113	18		843			39,540
	334	24,090		146,822			2,080
	143	945		1,007			3,916
		358		2,749			

FOREIGN COMMERCE OF THE CITY OF TORONTO.

STATEMENT OF DUTIABLE IMPORTS, showing the Quantity and Value of the Articles Imported, and the Country from which Imported, for the fiscal year commencing with the quarter ending 30th September, 1886, and terminating with the quarter ending 30th June, 1887.—Continued.

ARTICLES.	Country.	Sept. 30, 1886.		Dec. 31, 1886.		March 31, 1887.		June 30, 1887.		TOTAL VALUE.
		Quantity	Value.	Quantity	Value.	Quantity	Value.	Quantity	Value.	
Fancy Laces, Curtains, Collars, etc	Germany.....	590	\$ 590	528	\$ 528	362	\$ 362	.....	.....	1,065
	Switzerland.....	.....	.....	.....	.....	.....	.....	.....	.....	1,598
	Austria.....	650	650	1,703	1,703	388	388	.....	.....	2,400
Do. Toys, wooden and others.....	Great Britain.....	8,393	8,393	8,354	8,354	1,820	1,820	.....	.....	1,068
	United States.....	384	384	308	308	.....	.....	.....	.....	2,055
	France.....	.....	.....	6,276	6,276	1,270	1,270	.....	.....	132
	Germany.....	.....	.....	.....	.....	210	210	.....	.....	10,309
Do. all others.....	do.....	360	360	837	837	.....	.....	.....	.....	374
	Great Britain.....	1,102	1,102	3,089	3,089	2,586	2,586	.....	.....	2,749
	United States.....	2,325	2,325	346	346	.....	.....	.....	.....	12
	France.....	364	364	79	79	.....	.....	.....	.....	140
	Austria.....	.....	.....	.....	.....	.....	.....	.....	.....	58
Felt, for roofing.....	United States.....	469	469	.....	.....	688	688	.....	.....	781
Do. all other.....	Great Britain.....	1,987	1,987	1,373	1,373	146	146	.....	.....	1,504
	United States.....	375	375	.....	.....	.....	.....	.....	.....	.....
Fireworks.....	do.....	250	250	14,091	624	30,493	1,164	2,574	218	.....
Fish, Cod, Haddock, fresh, other than in barrels.....	do.....	2,050	182	864	19	1,168	60	101	7	.....
Do. Herrings, pickled or salted.....	do.....	.....	.....	.....	.....	.....	.....	.....	.....	.....
Do. Mackerel, fresh.....	do.....	1,155	60	210	30	.....	.....	625	67	.....
Do. do, pickled.....	do.....	.....	.....	.....	.....	.....	.....	.....	.....	.....
Do. Seafish, other pickled.....	do.....	3	3	57	270	625	157	9	9	43
Do. Oysters, fresh, in shell.....	do.....	1,482	1,597	22,344	21,653	2,494	2,502	480	1,655	1,594
Do. do, salted, in bulk.....	do.....	5,417	1,269	673	36	2,621	624	2,727	607	28
Do. do, in cans, not over 1 pt.....	do.....	.....	.....	12,772	2,464	1,200	150	682	34	.....
Do. Lobsters, canned.....	do.....	.....	.....	.....	.....	.....	.....	.....	.....	.....
Do. Salmon, fresh.....	do.....	.....	.....	325	13	196	28	.....	.....	.....

Do. Smoked, boneless, N. E. S. .... 37,963 | 1,923 | 1,341 | 6,423  
 Do. Anchovies and Sardines, in Great Britain .....



## FOREIGN COMMERCE OF THE CITY OF TORONTO.

STATEMENT OF DUTIABLE IMPORTS, showing the Quantity and Value of the Articles Imported, and the Country from which Imported, for the fiscal year commencing with the quarter ending 30th September, 1886, and terminating with the quarter ending 30th June, 1887.—Continued.

ARTICLES.	Country.	Sept. 30, 1886.		Dec. 31, 1886.		March 31, 1887.		June 30, 1887.		TOTAL VAUF.
		Quantity.	Value.	Quantity.	Value.	Quantity.	Value.	Quantity.	Value.	
Fruits, Dried, viz., Currants.....	United States	285,917	12,241	1,066,861	38,980	39,310	1,473	15,313	471	
Do. Apples.....	Greece.....	8,553	381	180	7	200,466	6,687	15,313	471	
Do. Dates.....	United States			162,738	5,975	12,188	518			
Do. Figs.....	do.			87,669	1,466	87,172	3,234	10,468	394	
	Great Britain			20	2					
	do.									
	United States			170,590	9,739	6,071	172			
	Turkey, Asia.			24,400	622					
	Spain.			1,235	189	342	46	108,447	2,319	
Do. Prunes and Plums.....	United States			167,058	4,025	164,271	2,716	6,496	152	
	France.....			130,600	3,350	15,273	380			
	Austria.....			13,720	321					
	Turkey, Asia.			1,020	32	24,520	827	76,837	2,158	
Do. Raisins.....	United States	178,220	10,105	760,789	43,096	33,142	1,264			
	Spain.....	15,131	839	133,414	5,863	237,119	8,892			
	Great Britain			233,895	9,975					
	Turkey, Asia.			476	16	408	49	290	55	
	Italy.....			2,201	374			118	50	
Do. all other, N.E.S.....	United States	2,567	422	2,014	340	1,642	271			
Do. Nuts and Almonds, shelled.....	Great Britain	1,343	179	8,991	1,626					
	Spain.....			1,850	290					
	France.....			2,206	301					
	Italy.....			2,536	232					
Do. do. unshelled.....	Great Britain	2,746	246	48,121	3,935	38,781	2,745	7,158	628	
	United States			2,181	108			2,763	226	
	France.....			12,607	1,290			6,042	396	
Do. Filberts and Walnuts.....	United States	7,085	802							





FOREIGN COMMERCE OF THE CITY OF TORONTO.

STATEMENT OF DUTIABLE IMPORTS, showing the Quantity and Value of the Articles Imported, and the Country from which Imported, for the fiscal year commencing with the quarter ending 30th September, 1886, and terminating with the quarter ending 30th June, 1887.—Continued.

ARTICLES.	Country.	Sept. 30, 1886.		Dec. 31, 1886.		March 31, 1887.		June 30, 1887.		TOTAL VALUE.
		Quantity	Value.	Quantity	Value.	Quantity	Value.	Quantity	Value.	
Glass, Table Glass.	Holland.....							12,513	\$ 170	
Do. Stained, Tinted, etc.	Great Britain.....			15,559	2,369	12,859	1,293	710	1,065	
	United States.....	1,553	298	3,159	755	298		2,900	277	
	France.....	1,600	72					300	122	
	Belgium.....			200						
	Germany.....									
Do. Colored, not figured.	United States.....	1,100	68					263,164	7,908	
Do. Common or Colorless Window Glass.	Great Britain.....	215,254	8,017	79,081	3,313	49,584	2,106			
	United States.....	601,645	11,271	310,617	7,761	383,650	7,642	746,490	15,740	
	Belgium.....	18,350	198	11,000	269			138,650	2,813	
	France.....							2,200	389	
Do. Photographic Dry Plate.	Great Britain.....							141	45	
	United States.....	10,949	3,800	9,442	2,735	3,526	1,073	7,931	1,736	
Do. Plate Glass, not colored, in panes not over 30 sq. ft.	Great Britain.....	307	946	2,954	934	757	245	5,431	2,975	
	Belgium.....							3,490	973	
	Germany.....									
Do. do. over 30, not over 70 sq. ft.	United States.....	13,051	3,635	125	97			6,863	2,482	
	Great Britain.....			9,112	3,199	2,211	712	7,815	2,199	
	Belgium.....			4,421	968			135	117	
Do. do. over 70 sq. ft.	Germany.....	15,891	5,024	19,188	6,167	5,555	1,823	25,290	8,417	
	Great Britain.....			722	487			3,227	1,155	
Do. Silver Plate Glass.	Germany.....	5,457	264			1,500	210			
	Great Britain.....			3,588	295					
Do. Porcelain Shades, imitation.	United States.....				29					
	Great Britain.....				807					326
	United States.....				31					
	Germany.....				642					
Do. all other.	Great Britain.....									132



## FOREIGN COMMERCE OF THE CITY OF TORONTO.

STATEMENT OF DUTIABLE IMPORTS, showing the Quantity and Value of the Articles Imported, and the Country from which Imported, for the fiscal year commencing with the quarter ending 30th September, 1886, and terminating with the quarter ending 30th June, 1887.—Continued.

ARTICLES.	Country.	Sept. 30, 1886.		Dec. 31, 1886.		March 31, 1887.		June 30, 1887.		TOTAL VALUE.
		Quantity	Value.	Quantity	Value.	Quantity	Value.	Quantity	Value.	
Hair, Hair Cloth, for Furniture.....	Great Britain		\$ 2,989		\$ 2,722		\$ 3,493		\$ 888	
Do. all other Manufactures of, N.E.S.	do.		26				30		30	
Do. Manufact'rs of, Bracelets, Bands	United States		662		571		2		469	
Hats, Caps, etc., Beaver, Silk or Felt.	do.				9,234		38		19,026	
Do. Manufact'rs of, Pracelets, Bands	Great Britain		32,869		14,566		56,786		25,745	
Do. Manufact'rs of, Pracelets, Bands	United States		29,581				26,326			
Do. Manufact'rs of, Pracelets, Bands	France		1,150		1,041		29,320		3,897	
Do. Manufact'rs of, Pracelets, Bands	Great Britain		2,395		4,348		39,745		47,476	
Do. Manufact'rs of, Pracelets, Bands	United States		3,538				2,665			
Do. Manufact'rs of, Pracelets, Bands	France				787		823			
Do. Manufact'rs of, Pracelets, Bands	Switzerland				4,196		2,856			
Do. Manufact'rs of, Pracelets, Bands	Great Britain		7,880		829		682		264	
Do. Manufact'rs of, Pracelets, Bands	United States		89				8			
Do. Manufact'rs of, Pracelets, Bands	France				1,8690		2,923			
Do. Manufact'rs of, Pracelets, Bands	United States		3,809		3,273		14,208			
Do. Manufact'rs of, Pracelets, Bands	Great Britain		8,535		82,599		30,148		35,018	
Do. Manufact'rs of, Pracelets, Bands	United States		1,120		179,054		30,973		6,453	
Do. Manufact'rs of, Pracelets, Bands	Great Britain				32,021		3,821		8,222	
Do. Manufact'rs of, Pracelets, Bands	United States				1,674		2,100		26,08	
Do. Manufact'rs of, Pracelets, Bands	Great Britain		1,080		940		256		1,751	
Do. Manufact'rs of, Pracelets, Bands	United States		384							
Do. Manufact'rs of, Pracelets, Bands	France		231		18		46		276	
Do. Manufact'rs of, Pracelets, Bands	Great Britain		266		3,650		3,369		3,592	
Do. Manufact'rs of, Pracelets, Bands	United States		2,205		81		109			
Do. Manufact'rs of, Pracelets, Bands	Germany								55	
Do. Manufact'rs of, Pracelets, Bands	United States								1	
Do. Manufact'rs of, Pracelets, Bands	do.								125	
Do. Manufact'rs of, Pracelets, Bands	do.								116	
Do. Manufact'rs of, Pracelets, Bands	Great Britain		7		97		86		282	
Do. Manufact'rs of, Pracelets, Bands	United States		4		4		35		74	
Do. Manufact'rs of, Pracelets, Bands	United States		120						282	

Do.	Floings	129	4	56	35	70
Iron & Steel, Harrows	United States	101	144	117	840	473
Do. Spades and Shovels	Great Britain	24	1,308	499	1,569	350
Do. Scythes	United States	974	202	7	7	1,304
Do. Agricultural implements all	Great Britain	6	2,362	932	890	32
Do. similar	United States	948	881	1,070	381	2,538
Do. Anvil, and Hoop, Iron, 17	Great Britain	108	17,668	19,360	15,092	489
Do. gauge and thinner	do.	1,276	2,225	653	227	1,285
Do. thicker than 17 gauge	Great Britain	2,221	881	1,070	381	3,086
Do. Bars, rolled or hammer	United States	16,285	17,418	114	54	704
Do. in cwt.	Great Britain	245	49	138	75	1,039
Do. in tons	United States	1,491	3,355	4,240	1,988	15,480
Do. Boiler Plate in cwt.	Great Britain	15	75	2,657	2	17,172
Do. in tons	United States	1,439	586	158	270	77
Do. Bolts, Washers and Rivets,	Great Britain	3,636	6,081	458	9,170	1,908
Do. N. E. S.	United States	4,476	196	110	48,937	2
Do. Bedsteads and other Iron	Great Britain	415	5,415	613	10,506	149
Do. Furniture	United States	43	492	178	471	3,343
Do. Bolts and Nuts for Stoves	do.	244	566	270	9	271
Do. Canada Plates	Great Britain	6,079	3,154	4,480	1	54
Do. Car Wheels	United States	165	14,132	2,005	48,937	1,537
Do. Castings	Great Britain	760	492	4,047	10,506	813
Do. Castings of Gas, Water, and	United States	13,477	14,132	178	252	471
Do. Soil Pipes	France	113	566	158	270	197
Do. in tons	Germany	400	428	110	480	460
Do. Chain Cables over 9.16 in. dia.	United States	3,328	4,111	4,047	252	460
Do. all other,	Great Britain	1,781	5,715	613	745	7,478
Do. Engine and other Boilers, N. E. S.	do.	311	291	492	8,128	8,325
Do. Hardware, Builders' and Car-	United States	3	676	264	8	1,047
Do. Penters, etc.	do.	38	2,281	494	500	9,900
Do. Hardware, Carriage	Germany	3,896	4,048	1,137	1,714	315
Do. Hardware, Carriage	Great Britain	34,203	559	2,128	563	5,717
Do. Hou e furnishings	United States	2,160	3,437	2,623	28,802	28,802
Do. Hou e furnishings	Great Britain	15,389	26,449	24,079	54	1,480
Do. Hou e furnishings	United States	2,160	1,327	3,091	12,417	5,173
Do. Hou e furnishings	Great Britain	2,160	2,856	3,746	27,501	27,501
Do. Hou e furnishings	United States	15,389	23,385	18,912	27,501	27,501

## FOREIGN COMMERCE OF THE CITY OF TORONTO.

STATEMENT OF DUTIABLE IMPORTS, showing the Quantity and Value of the Articles Imported, and the Country from which Imported, for the fiscal year commencing with the quarter ending 30th September, 1886, and terminating with the quarter ending 30th June, 1887.—Continued.

ARTICLES.	Country.	Sept. 30, 1886.		Dec. 31, 1886.		March 31, 1887.		June 30, 1886.		TOTAL VALUE.
		Quantity	Value.	Quantity	Value.	Quantity	Value.	Quantity	Value.	
Iron and Steel House Furnishings.....	France.....		\$ 94		\$ 177		\$ 77		\$ 336	
Do. Hollowware, Tinned.....	Great Britain.....		988		497		192		248	
	United States.....		5,764		3,377		4,706		15,847	
Do. Bridges and Struct'l Iron Work.....	France.....		797		552		2,939		285	
Do. Locks.....	Great Britain.....		4,622		4,178		34		5,667	
Do. Portable Sawmills.....	do.....		6,941	1	15		362		7,774	
Do. Sewing Machines.....	Great Britain.....	403	6,752	1,410	16,670	1,118	19,866		8,146	
Do. all other Machinery, N.E.S.....	United States.....		56,828		48,681		61,275		64,389	
	France.....		367		256		56			
Do Nails, Iron, Point de Paris.....	Great Britain.....				125		156		102	
	United States.....	950	53	425	31	1,474	119		326	
Do. Nails, Hungarian and Clout.....	Germany.....					22,176	507	13,337	71	
Do. Nails, and Spikes, wrought.....	Great Britain.....	4,250	211	1,482	49	3,900	187	1,792	106	
Do. Pig Iron, all other.....	United States.....	492	40	1,209	12,636	2,352	103	2,144		
	Great Britain.....		5,335		391		380		689	
	United States.....	51	140	32	691	5	191	56	224	
Do. Pumps, Iron Pitcher & Spout.....	do.....				398		1		340	
Do. Pumps, Steam.....	do.....	800	1,213				75		13	
Do. Railway Fish Plates.....	Great Britain.....			4,484	4,628				112	
Do. do. Bars or Iron Rails.....	do.....			3,145	4,620				33	
Do. Rolled Peams, Channels, etc.....	do.....	3,714	6,768			35			2,486	
	United States.....	384	917	1,394	3,653	101	278		375	
	Germany.....	22	44						1,244	



Iron and Steel Safes, & Doors for Safes	United States	924	291	885	187	502	75	750
Do. Screws, Wood Screws.....	do	12	291	46	582	173	240	786
Do. Scales, Balances, etc.....	Great Britain	7,381	251	4,559	12,505	187	1,495	233
Do. Sheet Iron, No. 17 gauge and thinner.....	United States	1,600	21,578	11	80	3,394	7,411	20,442
Do. Sheet Iron, thicker than No. 17 gauge.....	United States	2,086	2,086	11	50	351	253	253
Do. do. in cws.....	Great Britain	332	2,086	19	49	1,955	49	1,440
Do. Skates.....	do	332	332	232	18	1,328	2,407	182
Do. Stoves.....	Great Britain	11	289	19	366	31	3	39
Do. Tacks, Brads and Sprigs.....	United States	37	37	19	69	753	507	20
Do. Tubing, over 2 in., not threaded.....	Great Britain	30,708	2,789	880	880	3,958	18,900	1,951
Do. do. do. threaded.....	United States	8,623	1,167	2,202	357	81	24	156
Do. do. do. 2 ins. under, do.....	Great Britain	4,204	1,261	3,222	1,075	1,712	583	166,229
Do. Wire, covered.....	do	225,666	6,313	3,239	14,393	7,694	369,059	9,542
Do. Lap-welded boiler, iron tubing, not threaded, 1½ ins. and over.....	United States	5,000	349	1,273	270	18,000	1,589	32,000
Do. Wire, over 19 gauge.....	Great Britain	5,800	401	39,605	2,853	5,750	50,337	1,041
Do. Wire, coppered.....	United States	3,960	9,616	5,044	10,864	12,147	1,272	5,744
Do. Wire-work, other.....	Great Britain	23	125	496	339	65	341	304
Do. Wire Rope.....	Belgium	303	488	100	198	573	1,432	4,298
Do. Manufactures of Iron, all others, N.O.P., N.E.S.....	Germany	908	908	1,145	727	866	3,970	9,289
Do. All other cutlery, N.E.S.....	Great Britain	12,947	793	18,748	5,447	7,784	150	863
	United States	3,112	908	2,906	372	210	2,003	4,795
	France	155	155	692	33	637	112	953
	Germany	155	155	692	33	637	112	953
	Austria	155	155	692	33	637	112	953
	25,894	3,854	33	10,633	10,633	10,633	10,633	10,633

## FOREIGN COMMERCE OF THE CITY OF TORONTO.

STATEMENT OF DUTYABLE IMPORTS, showing the Quantity and Value of the Articles Imported, and the Country from which Imported, for the fiscal year commencing with the quarter ending 30th September, 1886, and terminating with the quarter ending 30th June, 1887.—Continued.

ARTICLES.	Country.	Sept. 30, 1886.		Dec. 30, 1886.		March, 31, 1887.		June 30, 1887.		TOTAL
		Quantity	Value.	Quantity	Value.	Quantity	Value.	Quantity	Value.	VALUE.
			\$		\$		\$		\$	\$
Iron and Steel Coil and other Springs...	United States		414		611		884		824	
	Great Britain				84		47		317	
Do. Files and Rasps.....	United States		2,132		1,520		653		2,370	
	France		1,804		4,505		3,345		4,342	
	Sweden		80				63		188	
	Switzerland		12							
Do. Locomotive Tires, in the rough	Great Britain					98	319			
	Germany					73	1,829			
Do. Muskets, Rifles & other firearms	Great Britain		6,132		3,469		2,173		1,227	
	United States		7,048		5,907				1,698	
	France		1,218		2,039				2,134	
	Belgium		432		485		1,425		527	
Do. Needles, Sewing Machine.....	Great Britain	641	200	239	1,928	490	490	490	97	
	United States	166	556	2,406	1,884	98	98	98	2,639	
Do. do. Knitting, and all	Great Britain		3,156		171		167		531	
Do. do. Knitting, and all	United States		253							
Do. do. Knitting, and all	Germany		137		92		92		630	
Do. do. Knitting Machine.....	Great Britain		203		130		322		925	
	United States				334					
	France		776		1,139		1,517		1,152	
Do. Surgical Instruments.....	Great Britain		35		83		20		1,318	
	United States		7,525		5,134		1,122		11,928	
Do. Ingots and Bars.....	Great Britain	4,578	871	2,806	1,068	6,403	6,403	6,403	6,358	
	United States	120	536						2,051	
Do. do. do. in lbs	do.		171						554	
Do. Under 3-16 of an inch.	Great Britain	4,410	17	5,290	3,790	6,299	6,299	6,299	4,121	
Do. Thicker than 3-16 of an inch,	do.	574	2,588	2,841	776	3,630	3,630	3,630	7,288	
Do. N.E.S.	United States		2,700		651		1,743		1,339	
Do. Saws	do.		2,474						4,172	



## FOREIGN COMMERCE OF THE CITY OF TORONTO.

STATEMENT OF DUTIABLE IMPORTS, showing the Quantity and Value of the Articles Imported, and the Country from which Imported, for the fiscal year commencing with the quarter ending 30th September, 1886, and terminating with the quarter ending 30th June, 1887.—Continued.

ARTICLES.	Country.	Sept 30, 1886.		Dec. 31, 1886.		March 31, 1887.		June 30, 1887.		TOTAL VALUE.
		Quantity	Value.	Quantity	Value.	Quantity	Value.	Quantity	Value.	
Leather, Cordova.....	Germany.....	1,720	\$ 1,068	90	\$ 432	429	764	150	\$ 225	
	United States.....	500	963	42	36			1,063	1,254	
	Great Britain.....	1,612	789	186	106			200	192	
Do. Upper Leather, dressed and waxed.....	do. do.....	3,013	1,491	538	296	230	144			
	do. do.....	15	16							
Do. Morocco Skins, undressed.....	Great Britain.....	1,223	540	100	54	175	57	3,114	1,536	
	United States.....	5,051	5,131	5,354	5,733	3,138	2,690	1,888	1,666	
Do. all other Leather and Skins, tanned, N.O.P.....	Great Britain.....	9,938	5,559	7,391	4,814	7,015	4,240	7,997	4,888	
	United States.....	2,450	1,724	224	229					
	Germany.....	1,883	826	2,120	1,170	1,040	1,730	889	894	
Do. Boots and Shoes, all materials.....	Great Britain.....	13,035	11,764	14,586	15,439	2,450	3,547	10,380	14,745	
	United States.....	776	300	3,178	962	137		16	22	
	Germany.....									
Do. Gloves and Mitts of kid and leather.....	Great Britain.....		16,696		12,812		23,939		14,149	
	United States.....		1,332		4,948		3,465		554	
	France.....		1,781		729		3,176		2,698	
	Germany.....		3,698		6,897		2,192		6,696	
Do. Leather Belting.....	Austria.....		176		176					
	Belgium.....		3,585		6,005		3,567		2,487	
Do. all other Manufactures of Leather, N.O.P.....	Great Britain.....		2,615		817		4,639		3,462	
	United States.....		4,350		2,227		3,305		2,341	
	Great Britain.....		2,506		2,690		4,914		7,066	
Lithographic Stones, not engraved.....	France.....		72		98		36		20	
	Germany.....				174		27			

Lithographic Stones, not engraved.....	214	116	329	314
Machine Card Clothing.....	95	1,089		
Magic Lanterns.....	5	504		
Malt.....	21	523	616	384
Do. Extract of.....	592	220		104
Marble Slabs, sawn on not more than 2 sides.....	1,052	68	584	522
Do. Blocks, Slabs, sawn on more than 2 sides.....	567	171	215	1,340
Do. Blocks, Slabs, sawn on more than 2 sides.....	458	107	462	89
Do. Manfs. Marble, N.E.S.....	1,692	461	612	964
Mats, Rugs, all kinds.....	246	80	650	805
Metals, viz., Rabbit.....	143	557	489	1,912
Do. Britannia, not plated.....	3,613	195		99
Do. Bronze and Dutch.....	3,762	2,127	3,168	872
Do. Gas and Coal Oil Fixtures.....	39	1,832	1,248	1,248
Do. German and Nickel Silver, munfs. of, not plated.....	95	30	80	15
Do. German and Nickel Silver, in sheets.....	198	713	876	158
Do. Nickel Anodes.....	1,681	2,227		1,202
Do. Nickel Stereotypes, etc., Bases, N.E.S.....	383	5	216	224
Do. Pins.....	1,636	548	704	1,731
Do. German and Nickel Silver, N.O.P. Stamp'd Wares.....	942	426	654	91
Do. Nickel Anodes.....	6,445	383	4,591	7,358
Do. Nickel Stereotypes, etc., Bases, N.E.S.....	38	588	68	119
Do. Pins.....	1,003	2,345	545	50
Do. German and Nickel Silver, N.O.P. Stamp'd Wares.....	204	106	53	437
Do. Nickel Anodes.....	146	16		4
Do. Nickel Stereotypes, etc., Bases, N.E.S.....	1,083	263	618	249
Do. Pins.....	180	1,261	2,325	4,140
Do. German and Nickel Silver, N.O.P. Stamp'd Wares.....	1,078	1,398	3,198	747
Do. Nickel Anodes.....	1,078	1,099	2,470	665

448  
98  
36  
27  
72  
174















## FOREIGN COMMERCE OF THE CITY OF TORONTO.

STATEMENT OF DUTIABLE IMPORTS, showing the Quantity and Value of the Articles Imported, and the Country from which Imported, for the fiscal year commencing with the quarter ending 30th September, 1886, and terminating with the quarter ending 30th June, 1887.—Continued.

ARTICLES.	Country.	Sept. 30, 1886.		Dec. 31, 1886.		March 31, 1887.		June 30, 1887.		TOTAL VALUE.
		Quantity	Value.	Quantity	Value.	Quantity	Value.	Quantity	Value.	
Sails for Boats.	Great Britain	59,800	\$ 511	28,388	132	.....	.....	46,860	243	.....
Salt, in bags and barrels	do.	13,440	103	200	8	.....	.....	880	196	.....
Sand-papers, Glass, etc.	United States	.....	31	.....	.....	200	.....	.....	8	.....
Sausage Casings, N.E.S.	Great Britain	.....	1,088	.....	1,077	.....	996	.....	1,284	.....
Seeds, viz., Flower Garden, in bulk	United States	.....	1,548	.....	1,655	.....	714	.....	.....	.....
	France	.....	631	.....	631	.....	94	.....	1,117	.....
	Great Britain	.....	5,367	.....	1,274	.....	29,010	.....	16,471	.....
	Germany	.....	22	.....	2,899	.....	5,286	.....	492	.....
	Holland	.....	71	.....	900	.....	313	.....	.....	.....
	United States	.....	.....	.....	422	.....	31	.....	53	.....
Do. do. in small parcels	Great Britain	.....	39	.....	6	.....	138	.....	.....	.....
Do. Bulbous Roots.	United States	.....	242	.....	598	.....	.....	.....	142	.....
	France	.....	23	.....	394	.....	.....	.....	.....	.....
	Germany	.....	963	.....	43	.....	.....	.....	.....	.....
	Holland	.....	488	.....	533	.....	.....	.....	123	.....
	Japan	.....	.....	.....	.....	.....	19	.....	.....	.....
Ships, Hull-rigging, except machinery	United States	.....	223	.....	.....	.....	.....	.....	.....	.....
Do. Boilers, Steam Barges	do.	.....	192	.....	19,187	.....	115,780	.....	675	.....
Silk, viz., Dress and Piece Goods	Great Britain	.....	116,132	.....	57	.....	150	.....	36,940	.....
	United States	.....	1,004	.....	274	.....	.....	.....	1,024	.....
	France	.....	2,457	.....	.....	.....	.....	.....	.....	.....
	Germany	.....	5,676	.....	.....	.....	.....	.....	.....	.....
	Switzerland	.....	1,774	.....	.....	.....	.....	.....	.....	.....
Do. Handkerchiefs	Great Britain	.....	17,203	.....	5,241	.....	7,824	.....	2,219	.....
	United States	.....	18	.....	1,470	.....	42	.....	5	.....
	France	.....	.....	.....	.....	.....	.....	.....	62	.....

Silk Handkerchiefs.  
Do. Hosiery

1,405

481  
143



Silk Handkerchiefs.....	Germany.....	481	1,495	2,080	114
Do. Hosiery.....	Great Britain.....	143	82	2	4
Do. Parasols and Umbrellas.....	United States.....	7	5,783	55,624	1,068
Do. Clothing.....	Great Britain.....	4,005	36	447	
Do. Ribbons.....	France.....	2,191	3,239	27,606	2,369
Do. Sewing Silk, etc.....	United States.....	420	959	1,580	396
Do. Shawls.....	Germany.....	54	589	66,831	21,477
Do. All others, N.E.S.....	Great Britain.....	40,972	12,583	745	1,054
Do. Mantels.....	United States.....	98	767	5,745	
Do. Roofing, green or yellow.....	Germany.....	87	269	659	
Do. School Slates.....	Switzerland.....	2,080	478	1,577	
Do. Slabs, Squares, etc.....	Great Britain.....	2,020	3,556	2,140	
Do. Soap, common or brown, not perfumed.....	United States.....	5,307	7,526	7,496	
Do. soft and liquid.....	France.....	74	816	178	
Do. Castile and white.....	Germany.....	53,553	325	27,983	26,492
Do. Perfumed or Toilet.....	Great Britain.....	4,883	44,069	3,447	1,959
Do. Slate, viz. Mantels.....	United States.....	1,979	66	2,337	301
Do. School Slates.....	Germany.....	89	20,958	113	1,401
Do. Slabs, Squares, etc.....	Japan.....	89,857	14,698	28,041	215
Do. Soap, common or brown, not perfumed.....	Great Britain.....	861	486	2,607	2,936
Do. soft and liquid.....	United States.....	95	329	120	17
Do. Castile and white.....	Germany.....	594	212	220	50
Do. Perfumed or Toilet.....	do.....	2,020	988	2,625	912
Do. Soap, common or brown, not perfumed.....	United States.....	396	190	347	41
Do. soft and liquid.....	Great Britain.....	390	131	32	143
Do. Castile and white.....	Germany.....	375	125	851	337
Do. Perfumed or Toilet.....	United States.....	104	4	511	37
Do. Soap, common or brown, not perfumed.....	Germany.....	1,345	61	36	65
Do. soft and liquid.....	Great Britain.....	560	312	743	
Do. Castile and white.....	United States.....	1,690	18	330	
Do. Perfumed or Toilet.....	Great Britain.....	1,557	775	51	149
Do. Soap, common or brown, not perfumed.....	United States.....	2,630	1,891	220	1,575
Do. soft and liquid.....	Germany.....	644	1,778	664	1,616
Do. Castile and white.....	France.....	533	5,657	158	10,970
Do. Perfumed or Toilet.....	Great Britain.....	3,225	6,435	227	6,838
Do. Soap, common or brown, not perfumed.....	United States.....	1,451	3,605	568	2,213
Do. soft and liquid.....	Germany.....	1,451	1,224	1,575	835
Do. Castile and white.....	Great Britain.....	3,225	3,849	2,850	1,164
Do. Perfumed or Toilet.....	United States.....	1,451	30	1,575	41



Quantity	Quality	Origin	10	610	5	83	97	1,695	7	1,939
4 ozs.	Spirits, Cologne Water, etc., not over 4 ozs.	Austria	10	610	5	83	97	1,695	7	1,939
Do.	4 ozs. do.	France	18	18	106	210	34	357	42	620
Do.	do.	Great Britain	4	57	19	206	8	15	3	53
Do.	Wine at 26 per cent.	United States	40	633	12	324	8	170	1	13
Do.	do.	Great Britain	301	368	85	254	280	214	130	118
Do.	do.	United States	51	48	1683	155	280	214	130	118
Do.	do.	France	1,235	2,265	119	296	48	23	108	1,620
Do.	do.	Germany	7	7	2	20	8	9	1	4
Do.	do.	Great Britain	26	50	1	694	64	312	604	312
Do.	do.	United States	1,233	611	170	37	206	123	206	123
Do.	do.	Italy	1,195	594	318	183	58	88	58	88
Do.	do.	Spain	319	411	216	282	4	20	2	5
Do.	do.	United States	27	100	203	174	92	98	104	266
Do.	do.	Great Britain	56	45	51	142	37	73	37	73
Do.	do.	United States	539	692	463	555	38	40	38	40
Do.	do.	Spain	174	170	174	170	71	42	71	42
Do.	do.	Portugal	748	784	545	465	927	912	927	912
Do.	do.	United States	176	263	545	465	444	471	444	471
Do.	do.	France	292	429	148	170	148	170	148	170
Do.	do.	Great Britain	17	59	13	44	148	91	148	91
Do.	do.	Spain	34	105	162	224	346	593	346	593
Do.	do.	Portugal	560	818	13	46	137	106	137	106
Do.	do.	United States	114	321	194	269	227	341	227	341
Do.	do.	Great Britain	14	45	171	382	344	666	344	666
Do.	do.	United States	102	108	115	183	577	524	577	524
Do.	do.	Spain	136	166	933	1,052	54	58	54	58
Do.	do.	Portugal	13	26	136	166	552	697	552	697
Do.	do.	United States	315	538	38	26	587	664	38	26
Do.	do.	Great Britain	280	300	215	506	109	58	109	58
Do.	do.	Spain	215	506	215	506	20	44	20	44
Do.	do.	Portugal	280	300	280	300	335	548	335	548

FOREIGN COMMERCE OF THE CITY OF TORONTO.

STATEMENT OF DUTIABLE IMPORTS, showing the Quantity and Value of the Articles Imported, and the Country from which Imported, for the fiscal year commencing with the quarter ending 30th September, 1886, and terminating with the quarter ending 30th June, 1887.—Continued.

ARTICLES.	Country.	Sept. 30, 1886.		Dec. 30, 1886.		March, 31, 1887.		June 30, 1887.		TOTAL VALUE.
		Quantity	Value.	Quantity	Value.	Quantity	Value.	Quantity	Value.	
			\$		\$		\$		\$	
Spirits, Wine at 38 per cent.	United States							154	238	
Do. do.	Spain	109	175	315	538	215	506	316	344	
Do. do.	Spain	115	127	553	319			119	390	
Do. do.	Portugal			230	321					
Do. do.	United States	1	3	48	645	2	15		220	
Do. Champagne, quarts.	United States	17	302	20	289					
	United States	10	173	20	289	30	417		467	
	Great Britain	119	1,080	45	573					
Do. do.	France	1	11	24	200					
Do. do.	United States	21	206	72	553					
Do. do.	France	33	150	110	699	40	301	101	530	
Do. do.	United States		77	1	1					
Do. do.	Great Britain		776		306		428		1,303	
Do. do.	United States		776		1,068		428		1,894	
Starch, etc.	United States						2,013		145	
Stone, viz., Rough Freestone.	United States	37,318	2,716	39,308	2,210	35,316	2,248	38,986	2,375	
Do. Manufactures of N.E.S.	United States			1,467	8,909	1,400	67	700	43	
Do. Manufactures of N.E.S.	United States			38	210	96	587	1,063	7,913	
Do. Manufactures of N.E.S.	United States	88	1,057	3	35			3	98	
Do. Manufactures of N.E.S.	United States	241	696	5	35			111	1,324	
Do. Manufactures of N.E.S.	United States	1,638	8,906		2,825			8	857	
Do. Manufactures of N.E.S.	United States		641		1,552		508		1,473	
Do. Manufactures of N.E.S.	United States		196							
Do. Flagstones, dressed.	Germany			26	240			139	1,294	
Do. Flagstones, dressed.	United States		5		173				12	
Do. Flagstones, dressed.	Great Britain		154						252	
Do. Flagstones, dressed.	United States									

Sugars, Syrups, viz. Sugar not over No. 14 D.S., not imported direct. } Great Britain } Spanish W.I.



## FOREIGN COMMERCE OF THE CITY OF TORONTO.

STATEMENT OF DUTIABLE IMPORTS, showing the Quantity and Value of the Articles Imported, and the Country from which Imported, for the fiscal year commencing with the quarter ending 30th September, 1886, and terminating with the quarter ending 30th June, 1887.—Continued.

ARTICLES.	Country.	Sept. 30, 1886.		Dec. 31, 1886.		March 31, 1887.		June 30, 1887.		TOTAL VALUE.
		Quantity	Value.	Quantity	Value.	Quantity	Value.	Quantity	Value.	
Tobacco Pipes, N.O.P.	Austria	746	\$	2,844	184	41,700	3,140			
Trees, viz., Apple, of all kinds	United States		£							
Do.	Great Britain			514	87	100	14			
Do.	do.					4,389	634			
Do.	United States			295	27	108	22			
Do.	Great Britain			215	24	5,068	842			
Do.	United States					1,509	145			
Do.	Great Britain			54	6	109	13			
Do.	do.									
Do.	United States			47	9					
Do.	Great Britain									
Do.	United States									
Do.	France									
Do.	Germany									
Do.	United States									
Do.	do.									
Do.	do.									
Do.	do.									
Turpentine, Spirits of	Great Britain	16,845	7,152	12,210	5,107	18,910	7,914	1,600	217	
Trunks, Satchels.	United States			2		1		13,210	6,450	
	Great Britain									
	United States									
	Japan									
	France									
	Germany									
	Austria									
	United States									
	Great Britain									
	United States									
	Germany									
	Austria									
	United States									
	Great Britain									
	United States									
	Germany									
	Austria									
	United States									
	Great Britain									
	United States									
	Germany									
	Austria									
	United States									
	Great Britain									
	United States									
	Germany									
	Austria									
	United States									
	Great Britain									
	United States									
	Germany									
	Austria									
	United States									
	Great Britain									
	United States									
	Germany									
	Austria									
	United States									
	Great Britain									
	United States									
	Germany									
	Austria									
	United States									
	Great Britain									
	United States									
	Germany									
	Austria									
	United States									
	Great Britain									
	United States									
	Germany									
	Austria									
	United States									
	Great Britain									
	United States									
	Germany									
	Austria									
	United States									
	Great Britain									
	United States									
	Germany									
	Austria									
	United States									
	Great Britain									
	United States									
	Germany									
	Austria									
	United States									
	Great Britain									
	United States									
	Germany									
	Austria									
	United States									
	Great Britain									
	United States									
	Germany									
	Austria									
	United States									
	Great Britain									
	United States									
	Germany									
	Austria									
	United States									
	Great Britain									
	United States									
	Germany									
	Austria									
	United States									
	Great Britain									
	United States									
	Germany									
	Austria									
	United States									
	Great Britain									
	United States									
	Germany									
	Austria									
	United States									
	Great Britain									
	United States									
	Germany									
	Austria									
	United States									
	Great Britain									
	United States									
	Germany									
	Austria									
	United States									
	Great Britain									
	United States									
	Germany									
	Austria									
	United States									
	Great Britain									
	United States									
	Germany									
	Austria									
	United States									
	Great Britain									
	United States									
	Germany									
	Austria									
	United States									
	Great Britain									
	United States									
	Germany									
	Austria									
	United States									
	Great Britain									
	United States									
	Germany									
	Austria									
	United States									
	Great Britain									
	United States									
	Germany									
	Austria									
	United States									
	Great Britain									
	United States									
	Germany									
	Austria									
	United States									
	Great Britain									
	United States									
	Germany									
	Austria									
	United States									
	Great Britain									
	United States									
	Germany									
	Austria									
	United States									
	Great Britain									
	United States									
	Germany									
	Austria									
	United States									
	Great Britain									
	United States									
	Germany									
	Austria									





## FOREIGN COMMERCE OF THE CITY OF TORONTO.

STATEMENT OF DUTABLE IMPORTS, showing the Quantity and Value of the Articles Imported, and the Country from which Imported, for the fiscal year commencing with the quarter ending 30th September, 1886, and terminating with the quarter ending 30th June, 1887.—Continued.

ARTICLES.	Country.	Sept. 30, 1886.		Dec. 31, 1886.		March 31, 1887.		June 30, 1887.		TOTAL VALUE.
		Quantity	Value.	Quantity	Value.	Quantity	Value.	Quantity	Value.	
Wood Furniture.....	Great Britain		\$ 1,377		\$ 2,350		\$ 354		\$ 3,061	
	United States		6,859		16,296		13,555		12,999	
	France.....				768				70	
	Egypt.....		67		57		23		40	
	Germany.....		225							
	United States		1,768		250		369		82	
Do. do. Plain Moulding.....	do.									
Do. do. Gilded.....	do.				11					
Do. do. Carvets and Cornices.....	do.				2,088		3,570		3,500	
Do. do. Hanks, etc.....	do.				72				69	
Do. do. Mouldings, gilded, etc.....	do.				25				12	
Do. do. do.....	do.		476		552		197			
Do. do. Show Cases.....	do.		90							
Do. do. Woodenware, Pails, etc.....	do.		20		2,706				3,300	
Do. Manufactures of, N. E. S.....	do.		9750		14,093		3,130		20,234	
	United States		12,060				16,364			
	France.....		94						282	
	Germany.....		2,311		1,039		542		282	
	Spain.....								30	
	Austria.....				259				163	
	Holland.....								10	
	Greece.....						3			
Do Lumber and Timber, N. E. S.....	Great Britain				511		450		494	
	United States		2						119	
Do. Picture Frames.....	Great Britain		436		693		279		1,291	
	United States		2,399		2,024		1,623		1,291	
	Germany.....		671		446		18		661	
	Austria.....				31					
	France.....		116		38					

Tobacco Pipes, wooden.....

Great Britain  
United States589  
8038  
921

858

2,006

Tobacco Pipes, wooden.....	Great Britain	589	28	858	2,006
	United States	80	221	76	35
	France	1,133	1,519	523	889
	Germany	2,497	290	1,871	381
	Austria	479	1,647		391
Wood Veneers.....	United States	465	153	301	919
Willow, or Osier-ware baskets.....	Germany	182	558	113	207
	France	673	354	1,023	671
	Japan	35	93	428	3,517
	China	300	1,339	510	361
Wool, viz., Blankets.....	Great Britain	4,277	1,350	388	212
	United States	479	6	6	30
	France	531,863	191,415	318,186	15
Do. Cassimers, Cloths, etc.....	United States	1,282	4,257	619	377,522
	France	246	5,228	765	2,460
	Germany	5,176	1,903	566	1,854
Do. Flannels.....	Belgium	51,436	3,170	40,014	5,783
	Great Britain	426	2,738	4,154	229
	United States	55,063	11,616	15,083	13,030
Do. Hosiery, Shirts and Drawers.....	Great Britain	708	779	51	12,678
	United States	8,156	10	26	1,639
	France		6,750	14	4,027
Do. Shawls.....	Germany	28,120	6,750	8,571	2,069
	United States	3	11	25	25,022
	Germany	2,456		8	8
Do. Yarn, Knitting Yarn, etc.....	Great Britain	42,918	20,475	1,428	6,543
	United States	76	233	1,472	673
	France	1,188	501	360	459
	Germany	3,469	373	432	14
	Great Britain	707	501	2,732	95
Do. all other Fabrics.....	United States	411,985	105,734	2,062	2,305
	France	2,970	8,393	1,776	1,214
	Germany	40,965	11,788	39,306	268,408
	Switzerland	8,006	6,032	37,765	2,871
	Japan			5,018	17,659
Do. Clothing.....	Great Britain	93,677	31,267	51,818	3,009
	United States	606	29,817	50,244	8
	France	1,141	876	442	5
	Germany	7,802	3,860	853	25,132
Do. Socks and Stockings.....	Great Britain	10,627	3,306	470	31,420
Do. Carpets, Brussels and Tapestry.....	Great Britain	213,731	109,063	160,776	111
		75,361	53,075	275,609	253
					111
					258
					118,859

## FOREIGN COMMERCE OF THE CITY OF TORONTO.

STATEMENT OF DUTIABLE IMPORTS, showing the Quantity and Value of the Articles Imported, and the Country from which Imported, for the fiscal year commencing with the quarter ending 30th September, 1886, and terminating with the quarter ending 30th June, 1887.—Continued.

ARTICLES.	Country.	Sept. 30, 1886.		Dec. 31, 1886.		March 31, 1886.		June 30, 1886.		TOTAL VALUE.
		Quantity	Value.	Quantity	Value.	Quantity	Value.	Quantity	Value.	
Wool Carpets, Brussels and Tapestry.	United States	684	\$ 562	.....	.....	.....	.....	654	\$ 190	.....
Do. Carpets, 2 and 3 ply ingrain	France	7,720	4,243	2,339	1,357	14,952	8,251	6,514	3,148	.....
Do. Carpets, ingrain of cotton	Great Britain	5,470	2,292	984	434	4,217	1,073	9,242	3,721	.....
Do. Felt, pressed, of all kinds	United States	439	470	1,097	1,116	990	434	2,329	1,354	.....
Do. Felt for Boots and Shoes	do.	926	919	320	352	1,425	1,981	.....	.....	.....
Do. Felt for Clogs	Germany	.....	.....	.....	.....	490	368	.....	.....	.....
Zinc manufactures of N.E.S.	do.	.....	.....	.....	.....	.....	.....	.....	.....	.....
Harness and Leather Dressing	do.	.....	.....	.....	.....	.....	.....	.....	.....	.....
Spectacles	United States	.....	525	.....	739	.....	311	.....	.....	.....
Sauces in bottles	Great Britain	.....	.....	.....	.....	.....	.....	.....	.....	.....
Collars of Cotton or Linen	do.	.....	.....	.....	.....	.....	.....	.....	.....	.....
Carriages	Great Britain	.....	.....	.....	.....	.....	.....	.....	.....	.....
Shirts	do.	.....	.....	.....	.....	.....	.....	.....	.....	.....
Printed and Lithographed Bills	do.	.....	.....	.....	.....	.....	.....	.....	.....	.....
Mucilage	do.	.....	.....	.....	.....	.....	.....	.....	.....	.....
Moss—Iceland	do.	.....	.....	.....	.....	.....	.....	.....	.....	.....
Total dutiable goods		.....	4,858,074	.....	3,879,879	.....	5,008,552	.....	3,918,934	.....
Grand total		.....	.....	.....	.....	.....	.....	.....	.....	13,746,505

FOREIGN COMMERCE OF THE CITY OF TORONTO.

STATEMENT OF FREE IMPORTS, showing the Quantity and Value of the Articles Imported, and the Country from which Imported, for the fiscal year commencing with the quarter ending 30th September, 1886, and terminating with the quarter ending 30th June, 1887.

ARTICLES.	Country.	Sept. 30, 1886.		Dec. 31, 1886.		March 31, 1887.		June 30, 1887.		TOTAL VALUE.
		Quantity	Value.	Quantity	Value.	Quantity	Value.	Quantity	Value.	
<i>The Produce of the Mine.</i>										
Burr-Stone.....	United States	2	20	251	385					
Chalk and Chiff Stone.....	Great Britain			83	20					
Clay, viz., China.....	United States	21	11	549	379	23	13			
Do. Fire.....	United States	227	23	347	142			19	14	
Do. N.E.S.....	United States	545	77			727	236	203	13	
Coal.....	do.							1,123	176	
Emery.....	do.							2		
Pumice and Pumice Stone.....	Great Britain		78		4			21,885	108,918	
Flint and Flint Ground.....	United States		110					50	83	
Gravel and Sand.....	Great Britain	225	142		261		63			
do.	do.	1,454	151	59	36	51	239			
do.	do.	100	53	1,639	454	5	38	55	33	166
Barytes, unmanufactured.....	do.			300	153			93	284	
do.	do.			45	291					
Lytharge.....	United States	81	284					1	6	
Agaric, etc.....	Great Britain					5	7			
Mineral Water.....	United States	785	157	614	113	40	10	35	113	
Precious Stones.....	do.							1,300	199	
Diamonds, unset.....	Great Britain							2	46	
	United States							25	1,108	
	Germany								3,319	1,100
	United States		17,028		3,944				268	40,349
	France.....		7,558		41,541					

TOTAL dutiable goods..... 3,879,879 ..... 5,008,562 ..... 3,918,934  
 Grand total..... 13,746,505

## FOREIGN COMMERCE OF THE CITY OF TORONTO.

STATEMENT OF FREE IMPORTS, showing the Quantity and Value of the Articles Imported, and the Country from which Imported, for the fiscal year commencing with the quarter ending 30th September, 1886, and terminating with the quarter ending 30th June, 1887.—Continued.

ARTICLES.	Country.	Sept. 30, 1886.		Dec. 31, 1886.		March 31, 1887.		June 30, 1887.		TOTAL VALUE.
		Quantity	Value.	Quantity	Value.	Quantity	Value.	Quantity	Value.	
Salt from the United Kingdom. Sulphur or Crystallized. Whiting. Mineralogy Specimens.	Great Britain	2,329,465	\$ 5,308	2	\$ 4	25,424	\$ 37	96,640	\$ 203	
	United States	3,608	1,049	907	287	300	87	1,531	631	
	Great Britain	88	47	63	32	153	81	459	178	
	do.			4	4		9		39	
Total Mines.			33,165	51,738		4,489		153,522		
<i>Produce of Fisheries.</i>										
Mother of Pearl.	United States		9		9					
Tortoise, and other shells.	Great Britain		96		78					
Turtle	United States	4	28	2	17			5	69	
Shells, unmanufactured	do.									
do.	do.									
Total Fisheries.			161		104				262	
<i>The Forest.</i>										
Corkwood.	Great Britain									14
Do. Bark.	United States				98		2,959		308	
Do. Oak and Tanners' Bark.	do.		9,613		5,879		5,488		9,331	
Lumber.	do.					12	178			
Do. Boxwood	do.	12	511	35	1,011	51	1,262	9	578	
Do. Mahogany	do.			1	146	4	587			
Do. Rosewood	do.	3	174							
Do. Spanish Cedar	do.	8	294	11	297	6	184	6	273	
Do. Pitchpine.	do.			6	261			10	212	
								11	118	

Do. Walnut and Whitewood.  
Logs, round.  
African Teak

172 6,910  
123 1,231

186 8,269

244 12,852

274 16,855





## FOREIGN COMMERCE OF THE CITY OF TORONTO.

STATEMENT OF FREE IMPORTS, showing the Quantity and Value of the Articles Imported, and the Country from which Imported, for the fiscal year commencing with the quarter ending 30th September, 1886, and terminating with the quarter ending 30th June, 1887.—Continued.

ARTICLES.	Country.	Sept. 30, 1886.		Dec. 31, 1886.		March 31, 1887.		June 30, 1887.		TOTAL VALUE.
		Quantity	Value.	Quantity	Value.	Quantity	Value.	Quantity	Value.	
<i>Animals, etc.—Continued.</i>										
Pelts.....	Holland.....		\$		\$		\$		\$	
	United States.....						290	3	92	
	Great Britain.....						93			
Rennet.....	United States.....	4	99			9	222			
Silk, cocoons.....	United States.....	30	125	29	139			17	78	
	Great Britain.....		30	40	219					
Wool, unmanufactured.....	Great Britain.....	261,326	50,812	292,007	54,524	365,975	84,066	172,130	28,841	
	United States.....	15,420	2,147	38,258	6,016	98,532	16,643	119,404	20,875	
	France.....					7,810	808	19,942	2,982	
	Russia.....							706,410	985	
	Belgium.....					9,502	2,061	1,790	330	
	United States.....		160		2,000				400	
Toronto Zoological Gardens.....	United States.....		149,689		178,695		227,267		188,215	
Total Animals.....										
<i>Agricultural Products.</i>										
Bamboo Reeds.....	United States.....		358				160		479	
Broom Corn.....	do.....		3,610		10,744		8,981		10,238	
Flour, Mexican.....	Great Britain.....			8	79	9	109			
	United States.....	41	588	53	792	42	648			
Do. Manila Green.....	do.....	22	385	27	2,283	20	171	77	1,063	
Do. Vegetable.....	Great Britain.....							678	339	
	Germany.....								10	
	France.....								550	
	Switzerland.....								20	
	United States.....	64	457	65	501	89	936	364	1,163	

Hemp, undressed..... do. 68 484  
 Rattans and Reeds..... do. 68 484

1,0581 6,7581

2,647 246

484

Hemp, undressed.....	68	484	246	2,647	1,058	6,758	679	4,251
Rattans and Reeds.....	810	1,394	13	.....	10	2,573	.....	4,647
Jutes, Futes, etc.....	35,193	7,168	30,032	8,812	203	763	3	23
Tobacco, unmanufactured for Excise.....	.....	.....	478	251	50,888	7,795	207,073	26,182
Manure, vegetable.....	.....	15	.....	.....	3	2	.....	.....
Willow for baskets.....	.....	.....	.....	77	.....	.....	.....	37
Palm Leaf.....	.....	.....	.....	.....	.....	16	.....	.....
<b>Total Agricultural Products.....</b>	<b>14,579</b>	<b>26,339</b>	<b>.....</b>	<b>26,339</b>	<b>30,029</b>	<b>30,029</b>	<b>48,432</b>	<b>48,432</b>
<i>Manufactures and Partially Manufact.</i>								
Asphaltum.....	9	71	2,894	1,289	39	187	44	54
Bells, for churches.....	.....	149	.....	695	.....	50	.....	.....
Beet Glass.....	.....	305	.....	118	.....	202	.....	512
Bolting Cloth.....	.....	108	.....	60	.....	1,836	.....	268
Books, printed over 7 years.....	.....	3,000	.....	2,362	.....	5,100	.....	2,289
.....	.....	4,321	.....	4,257	.....	677	.....	1,668
.....	.....	1,105	.....	885	.....	.....	.....	887
Books.....	.....	50	.....	.....	.....	.....	.....	.....
Unleavened Bread.....	.....	250	.....	.....	2,559	162	.....	227
Gold Beaters' Moulds.....	.....	50	.....	.....	.....	.....	.....	.....
Buckram.....	.....	100	.....	205	240	222	490	87
Catgut Strings.....	.....	33	.....	406	.....	66	160	27
.....	.....	130	.....	663	.....	26	78	78
.....	.....	1,650	.....	56	.....	637	.....	97
Celluloid.....	.....	11	.....	1,547	.....	69	.....	299
.....	.....	1,556	.....	.....	.....	.....	.....	6
Chronometers.....	.....	87	.....	.....	.....	.....	.....	1,056
Cocoa Bean.....	.....	95	.....	.....	.....	.....	.....	.....
.....	.....	899	1,623	221	.....	.....	4,352	723
.....	.....	1,623	16,149	2,359	18,104	2,745	14,208	2,238
.....	.....	178	.....	.....	.....	.....	.....	.....
.....	.....	22	.....	74	.....	32	.....	55
.....	.....	1,620	23,511	1,565	20,386	1,516	12,701	497
.....	.....	23,028	10,718	1,044	23,551	2,348	2,447	182
.....	.....	.....	.....	.....	1,050	105	8,806	535
.....	.....	.....	.....	.....	.....	.....	70,000	351

Switzerland..... 17 454  
United States..... 89 364

64 457 65 501

364 1,163

FOREIGN COMMERCE OF THE CITY OF TORONTO.

STATEMENT OF FREE IMPORTS, showing the Quantity and Value of the Articles Imported, and the Country from which Imported, for the fiscal year commencing with the quarter ending 30th September, 1886, and terminating with the quarter ending 30th June, 1887.—Continued.

ARTICLES.	Country.	Sept. 30, 1886.		Dec. 31, 1886.		March 31, 1887.		June 30, 1887.		TOTAL VALUE.
		Quantity	Value.	Quantity	Value.	Quantity	Value.	Quantity	Value.	
<i>Manufactures, etc.—Continued.</i>			\$		\$		\$		\$	\$
Ultramarine Blue.....	United States	4,118	328	8,241	585	12,255	719	28,816	1,430	
	Great Britain	3,030	116	.....	.....	112	7	928	60	
	Germany.....	2,807	298	.....	.....	.....	.....	.....	.....	
Colors, Metallic.....	Great Britain	4	27	17,780	105	.....	.....	.....	.....	
	United States	.....	.....	4,724	184	.....	.....	.....	.....	
Diamond Drills.....	Great Britain	.....	.....	2,800	189	.....	.....	1	29	
	United States	3,401	213	1,173	76	665	43	560	48	
Acid, Oxalic.....	do.	2,407	180	.....	.....	.....	.....	.....	.....	
	do.	2,306	67	.....	.....	.....	.....	.....	.....	
Alces.....	Great Britain	56,620	607	159,107	1,177	22,638	180	1,182	60	
	United States	4,055	172	1,103	421	4,016	220	56,173	633	
Alum.....	Germany	603	17	.....	.....	20,719	208	5,869	154	
	Great Britain	.....	.....	4,473	138	7,606	229	6,233	196	
	United States	1,328	789	1,590	989	2,562	1,521	1,503	934	
Ammonia, Sulphate of.....	United States	1,351	1,302	5,662	2,802	2,873	2,050	5,910	2,226	
	Germany	.....	.....	.....	.....	1,906	67	.....	.....	
Aniline Dyes, in bulk.....	France	732	135	.....	.....	.....	.....	.....	.....	
	Great Britain	19,558	1,661	.....	.....	10,730	771	18,701	1,370	
	United States	660	42	1,661	2,010	464	11	316	20	
Argols, Crude.....	do.	.....	.....	647	22	440	24	278	11	
	do.	.....	.....	.....	.....	.....	.....	.....	.....	
Annatto.....	United States	13,471	844	3,250	220	1,691	232	307	1,378	
Antimony.....	Great Britain	3,629	224	9,883	597	36,316	1,976	2,577	168	
Arsenic.....	United States	.....	.....	.....	.....	.....	.....	10,382	684	
Beans, Vanilla.....										
Borax.....										

Brimstone, Crude..... 2,688 73 4,263 86 8,362 148 17,565 250  
 Bichromate of Soda..... 520 31 3,770 170 8,362 148 17,565 250



FOREIGN COMMERCE OF THE CITY OF TORONTO.

STATEMENT OF FREE IMPORTS, showing the Quantity and Value of the Articles Imported, and the Country from which Imported, for the fiscal year commencing with the quarter ending 30th September, 1886, and terminating with the quarter ending 30th June, 1887.—Continued.

ARTICLES.	Country.	Sept. 30, 1886.		Dec. 31, 1886.		March 31, 1887.		June 30, 1887.		TOTAL
		Quantity	Value.	Quantity	Value.	Quantity	Value.	Quantity	Value.	VALUE.
			\$		\$		\$		\$	\$
<i>Manufactures, &amp;c. — Continued.</i>										
Moss, Iceland.....	United States	7,716	474	7,915	737	12,760	929	6,373	354	
Maider, Crude.....	do.	124	124	122	78	78	78	78	583	
Manganese, Oxide of.....	do.	1,872	146	300	56	1,788	64	934	26	
Nut Gall.....	do.	220	36	220	35	220	35	220	35	
Ottar of Roses.....	France			265	32					
	Great Britain			13	40			27	104	
	United States	8	44	5	29	91	477	24	138	
Phosphorus.....	Great Britain			5	5					
Persis.....	United States									
Quercitron.....	United States	21,036	587	1,583	164	44,944	1,018	14,480	462	
Quicksilver.....	do.	2,000	1,336	28,297	833	318	165	153	83	
Quinine, Sulphate of.....	Great Britain	1,920	338	3,022	1,815	1,002	900	231	755	
	United States	94	24	1,600	838	52	7	1,026	582	
Saffron, Extract.....	do.					7		172	27	
	Great Britain			55	41			2	30	
	United States	298,110	4,108	451,065	6,332	97,271	1,571	154,741	1,810	
Soda, Nitrate of.....	Great Britain	22,207	366	1,174	34	556	26	40,480	917	
Sulphate of Iron.....	do.	100	5					137	5	
Sal. Ammoniac.....	United States			14	2			3,179	252	
	Great Britain			100	9	772	44	781	45	
Terra Japonica.....	do.							735	38	
Turmeric.....	Great Britain			112	8					
	United States	1,113	61	1,186	72					
Vitriol, Blue.....	Great Britain			3,152	93					
	United States	14,414	548							

Druck, for belting..... United States | 3,369 |  
 Fish Hooks..... Great Britain | 2,543 |





## FOREIGN COMMERCE OF THE CITY OF TORONTO.

STATEMENT OF FREE IMPORTS, showing the Quantity and Value of the Articles Imported and the Country from which Imported, for the fiscal year commencing with the quarter ending 30th September, 1886, and terminating with the quarter ending 30th June, 1887.—Continued.

ARTICLES.	Country.	Sept. 30, 1886.		June 30, 1887.		March 31, 1887.		Dec. 31, 1887.		Total Value.
		Quantity	Value.	Quantity	Value.	Quantity	Value.	Quantity	Value.	
<i>Manufactures, etc.—Continued.</i>										
Tinfoil.....	United States	855	955	515	168	2,330	672	4,440	819	
	Great Britain	1,129	258	1,289	410	1,120	268	3,218	773	
Wire, Brass, round or flat.....	United States	3,485	585	6,429	1,055	1,674	1,331	3,004	485	
	Great Britain	130	24	2,638	411	2,638	351	2,837	435	
Do. Copper do.....	United States	3,228	501	66	792	304	730	110	151	
	Great Britain	150	66	47,854	2,900	9,369	522	30,704	1,617	
Wire Mattress.....	United States	.....	.....	35,403	1,212	22,405	2,777	.....	.....	
Wire, 15 gauge.....	Great Britain	.....	.....	48,824	3,129	56,794	1,368	.....	.....	
Do. Spring, steel.....	United States	50,065	465	.....	.....	26,825	1,401	.....	.....	
	United States	46,936	2,714	.....	.....	2,250	200	.....	.....	
	Belgium.....	.....	.....	.....	.....	.....	.....	.....	.....	
	Germany.....	2,000	118	.....	.....	.....	.....	.....	.....	
Do. Iron and Steel.....	Great Britain	16,256	683	.....	.....	.....	.....	9,109	300	
	United States	26,764	2,047	.....	.....	.....	.....	24,273	1,383	
	Germany.....	420	56	.....	.....	.....	.....	3,193	143	
Do. Rigging.....	Great Britain	30	142	.....	.....	.....	.....	.....	.....	
Zinc, block, sheet.....	do	554	2,043	651	2,380	313	1,898	824	3,198	
	Germany.....	30	124	.....	.....	.....	.....	.....	.....	
	United States	.....	.....	163	625	.....	.....	10	70	
Moss, Sea-weed.....	do	559	2,984	365	2,164	175	1,063	.....	.....	
Newspapers, etc.....	Great Britain	.....	4,479	.....	6,458	.....	2,788	.....	2,989	
	United States	.....	3,628	.....	4,114	.....	4,010	.....	4,317	
Oil Cake.....	do	.....	44	400	44	40	43	240	254	
Oil, cocoanut, palm.....	United States	7,953	4,638	14,757	8,670	116,684	9,559	77,527	9,768	



## FOREIGN COMMERCE OF THE CITY OF TORONTO.

STATEMENT OF FREE IMPORTS, showing the Quantity and Value of the Articles Imported, and the Country from which Imported, for the fiscal year commencing with the quarter ending 30th September, 1886, and terminating with the quarter ending 30th June, 1887.—Continued.

ARTICLES.	Country.	Sept. 30, 1886.		Dec. 31, 1886.		March 31, 1887.		June 30, 1887.		TOTAL VALUE.
		Quantity.	Value. \$	Quantity.	Value. \$	Quantity.	Value. \$	Quantity.	Value.	
<i>Manufacturers, &amp;c.—Continued.</i>										
Clothing—Donations.....	Great Britain	.....	.....	.....	125	.....	.....	.....	.....	.....
	United States	.....	.....	.....	2	.....	.....	.....	.....	.....
Coffee, Green.....	Great Britain	8,803	1,736	28,079	4,347	19,418	3,490	15,766	3,328	33,328
	Holland.....	10,591	1,621	21,841	3,483	60,096	10,274	13,621	2,247	2,247
Entomology, specimens of.....	United States	.....	.....	.....	.....	.....	.....	10	25	25
Botany, specimens of.....	do.	.....	.....	.....	.....	.....	.....	.....	.....	.....
Green Coffee.....	U.S.Colombia	.....	.....	.....	6,654	1,341	.....	.....	.....	.....
	B.W. Indies..	.....	.....	.....	1,008	108	.....	.....	.....	.....
Medals of Gold and Silver.....	Brazil	.....	.....	13,300	1,468	53,431	8,520	118,575	17,274	17,274
	Great Britain	.....	.....	.....	.....	.....	.....	.....	.....	.....
	United States	.....	.....	.....	.....	.....	.....	.....	.....	.....
	do.	.....	.....	.....	70	.....	.....	.....	.....	.....
Medals of Inventions.....	Great Britain	.....	60	.....	.....	.....	.....	.....	.....	.....
	do.	.....	249	.....	.....	.....	.....	.....	.....	.....
	France	.....	97	.....	787	.....	.....	.....	.....	.....
Paintings in Oil and Water.....	do.	.....	48	.....	.....	.....	.....	.....	.....	.....
	Germany.....	.....	.....	.....	.....	.....	.....	.....	.....	.....
	United States	.....	35	.....	.....	.....	.....	.....	.....	.....
	Italy	.....	.....	.....	.....	.....	.....	.....	.....	.....
Settlers' Effects.....	Great Britain	.....	5,135	.....	4,270	.....	1,125	.....	.....	.....
	United States	.....	29,885	.....	38,621	.....	25,640	.....	.....	.....
	Great Britain	117,317	151,725	151,725	33,252	134,909	26,661	209,520	37,058	37,058
Black Tea.....	China.	249,699	56,988	350,140	66,744	218,720	36,648	1,793	371	371
	India.....	.....	.....	2,087	680	.....	.....	.....	.....	.....
	Japan.....	9,410	2,183	75,141	13,072	490	120	.....	.....	.....
	Great Britain	32,769	5,963	55,308	11,761	140,186	30,144	.....	.....	.....
	China.....	.....	.....	11,761	37,253	.....	.....	.....	.....	.....
	Japan.....	768,869	155,390	783,438	116,117	156,547	23,306	167,111	23,304	23,304



STATEMENT OF FAILURES IN THE DOMINION OF CANADA,  
FOR 1887.

<i>Province.</i>	<i>No. of Failures.</i>	<i>Liabilities. \$</i>
Ontario .....	693	5,357,375
Quebec .....	390	4,085,926
New Brunswick .....	88	5,350,115
Nova Scotia .....	120	716,860
Prince Edward Island .....	13	162,600
Manitoba .....	37	261,769
Victoria, B.C. ....	25	135,950
Total for the Dominion.....		\$16,070,595
Number of Failures.....	1,366	Estimated Liabilities..... \$16,070,595
Newfoundland.....	16	\$241,150
Grand Total.....	1,382	\$16,311,745

FAILURES IN TORONTO, 1887.

<i>Trades.</i>	<i>No. of Each.</i>	<i>Estimated Liabilities. \$</i>	<i>Estimated Assets. \$</i>
Brokers .....	1	8,000 00	00
Boots and Shoes .....	10	25,237 00	15,503 00
Brewers .....	1	106,000 00	80,000 00
Builders .....	7	89,317 00	62,638 00
Butchers .....	3	1,700 00	950 00
Carriages .....	1	2,800 00	1,809 00
Cigars .....	1	3,300 00	1,900 00
Coal .....	1	301,741 00	148,133 00
Crockery .....	3	3,900 00	2,950 00
Drugs .....	1	2,000 00	2,331 00
Dry Goods .....	7	200,962 00	144,823 00
Engineers' Supplies .....	1	17,000 00	13,049 00
Fancy Goods .....	1	2,586 00	2,035 00
Furniture .....	1	617 00	1,762 00
Gents' Furnishing .....	1	27,435 00	19,146 00
Grocers .....	14	58,284 00	38,511 00
Hats, Caps, &c. ....	3	12,000 00	8,250 00
Hardware .....	1	9,000 00	5,000 00
Hotels .....	2	6,900 00	900 00
Jewellers .....	6	81,441 00	14,322 00
Knitted Goods .....	1	7,000 00	3,000 00
Leather .....	1	13,000 00	8,000 00
Lumber .....	2	50,000 00	30,000 00
Millinery .....	1	6,000 00	3,000 00
Novelty Mnfrs. ....	1	500 00	200 00
Overall Mnfrs. ....	1	150,097 00	55,049 00
Patent Medicine .....	1	4,000 00	300 00
Plumbers .....	3	7,869 00	6,935 00



## FAILURES IN TORONTO—Continued.

Trades.	No. of Each.	Estimated Liabilities. \$	Estimated Assets. \$
Pork and Provisions .....	3	7,600 00	5,500 00
Perfumery .....	1	3,600 00	1,800 00
Printers .....	1	600 00	100 00
Saloon .....	1	2,500 00	500 00
Spring Beds .....	1	3,780 00	4,384 00
Stationers .....	3	5,000 00	3,000 00
Tailors .....	1	13,300 00	10,450 00
Tanners .....	1	25,000 00	150,000 00
Wall Paper .....	1	8,150 00	6,000 00
Total.....	90	1,268,216 00	852,530 00
Total in year 1886.....	85	1,048,509 00	5,281,359 00

## THE FAILURES IN CANADA AND NEWFOUNDLAND IN 1887.

(From Dun, Wiman &amp; Co.)

		No.	Liabilities.
ONTARIO.....	{ 1st Quarter .....	210	\$ 1,859,240
	{ 2nd do. ....	165	1,017,936
	{ 3rd do. ....	127	1,029,049
	{ 4th do. ....	191	1,451,150
	Total .....	693	\$ 5,357,375
QUEBEC.....	{ 1st Quarter .....	111	\$ 909,136
	{ 2nd do. ....	82	1,023,443
	{ 3rd do. ....	108	1,408,780
	{ 4th do. ....	89	744,567
	Total.....	390	\$ 4,085,926
NEW BRUNSWICK.....	{ 1st Quarter .....	31	\$ 4,068,215
	{ 2nd do. ....	127	927,300
	{ 3rd do. ....	22	258,000
	{ 4th do. ....	18	96,600
	Total.....	88	\$ 5,350,115
NOVA SCOTIA.....	{ 1st Quarter .....	33	\$ 222,700
	{ 2nd do. ....	24	157,560
	{ 3rd do. ....	34	146,900
	{ 4th do. ....	29	189,700
	Total.....	120	\$ 716,860
P. E. ISLAND.....	{ 1st Quarter .....	4	\$ 54,300
	{ 2nd do. ....	1	24,000
	{ 3rd do. ....	3	37,300
	{ 4th do. ....	5	47,000
	Total.....	13	\$ 162,600

FAILURES IN CANADA—Continued

	No.	Liabilities.
MANITOBA	1st Quarter	\$ 74,356
	2nd do.	37,549
	3rd do.	101,600
	4th do.	48,264
	Total	\$ 261,769
VICTORIA, B.C.	1st Quarter	\$ 83,000
	2nd do.	3,000
	3rd do.	14,900
	4th do.	35,050
	Total	\$ 135,950
Total for whole Dominion		\$16,070,595
NEWFOUNDLAND	1st Quarter	\$ 214,080
	2nd do.	17,200
	3rd do.	970
	4th do.	8,900
	Total	\$ 241,150
Grand Total		\$16,311,745

TORONTO POST OFFICE, 1886-1887.

DELIVERY DEPARTMENT.

Total No. of Letters delivered from this office, by carriers :—		
1886	9,776,509	1887 9,166,059
Total No. of Newspapers delivered from this office :—		
1886	2,592,380	1887 2,932,132

COMPARATIVE STATEMENT OF POSTAGE STAMPS SOLD, FOR THE YEAR	1886.	1887.
	\$267,237	\$276,912

MAILING DEPARTMENT.

	1886.	1887.
Total number of Letters of all kinds posted at Toronto	11,357,324	11,600,160
Do Post Cards	do 3,356,204	3,153,972
Do Books, Circulars and Samples	do 6,022,952	6,579,324
Parcel Post	129,532	136,968
Registered Letters	158,812	164,372

SAVINGS BANK DEPARTMENT.

	1886.	1887.
Amount received on deposit, not including Branch offices	\$553,648	\$690,743
“ “ “ including “		

MONEY ORDER DEPARTMENT.

	1886.	1887.
Orders issued	\$ 337,608	\$ 461,685
Orders paid	1,434,678	1,469,602