

**CIHM
Microfiche
Series
(Monographs)**

**ICMH
Collection de
microfiches
(monographies)**



Canadian Institute for Historical Microreproductions / Institut canadien de microreproductions historiques

© 1995

The
cop
may
the
sign
che



Th
Ce

11



Technical and Bibliographic Notes / Notes technique et bibliographiques

The Institute has attempted to obtain the best original copy available for filming. Features of this copy which may be bibliographically unique, which may alter any of the images in the reproduction, or which may significantly change the usual method of filming are checked below.

- Coloured covers / Couverture de couleur
- Covers damaged / Couverture endommagée
- Covers restored and/or laminated / Couverture restaurée et/ou pelliculée
- Cover title missing / Le titre de couverture manque
- Coloured maps / Cartes géographiques en couleur
- Coloured ink (i.e. other than blue or black) / Encre de couleur (i.e. autre que bleue ou noire)
- Coloured plates and/or illustrations / Planches et/ou illustrations en couleur
- Bound with other material / Relié avec d'autres documents
- Only edition available / Seule édition disponible
- Tight binding may cause shadows or distortion along interior margin / La reliure serrée peut causer de l'ombre ou de la distorsion le long de la marge intérieure.
- Blank leaves added during restorations may appear within the text. Whenever possible, these have been omitted from filming / Il se peut que certaines pages blanches ajoutées lors d'une restauration apparaissent dans le texte, mais, lorsque cela était possible, ces pages n'ont pas été filmées.
- Additional comments / Commentaires supplémentaires:

L'Institut a microfilmé le meilleur exemplaire qu'il lui a été possible de se procurer. Les détails de cet exemplaire qui sont peut-être uniques du point de vue bibliographique, qui peuvent modifier une image reproduite, ou qui peuvent exiger une modifications dans la méthode normale de filmage sont indiqués ci-dessous.

- Coloured pages / Pages de couleur
- Pages damaged / Pages endommagées
- Pages restored and/or laminated / Pages restaurées et/ou pelliculées
- Pages discoloured, stained or foxed / Pages décolorées, tachetées ou piquées
- Pages detached / Pages détachées
- Showthrough / Transparence
- Quality of print varies / Qualité inégale de l'impression
- Includes supplementary material / Comprend du matériel supplémentaire
- Pages wholly or partially obscured by errata slips, tissues, etc., have been refilmed to ensure the best possible image / Les pages totalement ou partiellement obscurcies par un feuillet d'errata, une pelure, etc., ont été filmées à nouveau de façon à obtenir la meilleure image possible.
- Opposing pages with varying colouration or discolourations are filmed twice to ensure the best possible image / Les pages s'opposant ayant des colorations variables ou des décolorations sont filmées deux fois afin d'obtenir la meilleur image possible.

This item is filmed at the reduction ratio checked below /
Ce document est filmé au taux de réduction indiqué ci-dessous.

10X	14X	18X	22X	26X	30X
			✓		
12X	16X	20X	24X	28X	32X

The copy filmed here has been reproduced thanks to the generosity of:

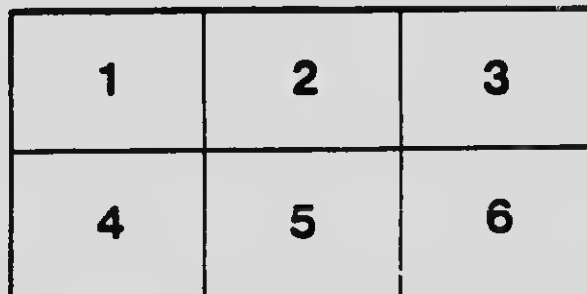
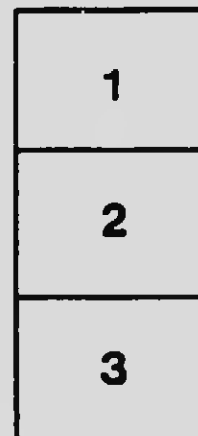
National Library of Canada

The images appearing here are the best quality possible considering the condition and legibility of the original copy and in keeping with the filming contract specifications.

Original copies in printed paper covers are filmed beginning with the front cover and ending on the last page with a printed or illustrated impression, or the back cover when appropriate. All other original copies are filmed beginning on the first page with a printed or illustrated impression, and ending on the last page with a printed or illustrated impression.

The last recorded frame on each microfiche shall contain the symbol \rightarrow (meaning "CONTINUED"), or the symbol ∇ (meaning "END"), whichever applies.

Maps, plates, charts, etc., may be filmed at different reduction ratios. Those too large to be entirely included in one exposure are filmed beginning in the upper left hand corner, left to right and top to bottom, as many frames as required. The following diagrams illustrate the method:



L'exemplaire filmé fut reproduit grâce à la générosité de:

Bibliothèque nationale du Canada

Les images suivantes ont été reproduites avec le plus grand soin, compte tenu de la condition et de la netteté de l'exemplaire filmé, et en conformité avec les conditions du contrat de filmage.


Les exemplaires originaux dont la couverture en papier est imprimée sont filmés en commençant par la première page et en terminant soit par la dernière page qui comporte une empreinte d'impression ou d'illustration, soit par la seconde page, selon le cas. Tous les autres exemplaires originaux sont filmés en commençant par la première page qui comporte une empreinte d'impression ou d'illustration et en terminant par la dernière page qui comporte une telle empreinte.

Un des symboles suivants apparaît sur la dernière image de chaque microfiche, selon le cas: le symbole \rightarrow signifie "À SUIVRE", le symbole ∇ signifie "FIN".

Les cartes, planches, tableaux, etc., peuvent être filmés à des taux de réduction différents. Lorsque le document est trop grand pour être reproduit en un seul cliché, il est filmé à partir de l'angle supérieur gauche, de gauche à droite, et de haut en bas, en prenant le nombre d'images nécessaire. Les diagrammes suivants illustrent la méthode.


MICROCOPY RESOLUTION TEST CHART

(ANSI and ISO TEST CHART No. 2)



APPLIED IMAGE Inc

1653 East Main Street
Rochester, New York 14609 USA
(716) 482 - 0300 - Phone
(716) 288 - 5989 - Fax




**SIR JAMES WHITNEY'S
GREAT WORK FOR ONTARIO**

RECORD AND POLICY

OF THE

WHITNEY GOVERNMENT

ONTARIO ELECTIONS, 1914



NINE YEARS

OF

**THE SQUARE
DEAL**

**The Public Trust Faithfully Discharged and
the Public Confidence Honestly Earned.**

POLLING DAY, JUNE 29, 1914

The Issues of the Day

SIR JAMES WHITNEY'S ADDRESS TO THE ELECTORS OF ONTARIO.

To the Electors of the Province of Ontario

Gentlemen,

It is my privilege to ask you to pronounce once more upon the acts and policy of the Government of which I am the head.

The current legislative term has not expired, but three sessions of the Legislative Assembly have been held, and according to constitutional practice it is considered not only wise, but proper, to consult the electorate when measures of more than usual importance are proposed or have been enacted—and indeed to keep, as far as practicable, in touch with the people.

With reference to this point, I draw your attention to the very important Act passed at the last session, known as the Act for Compensation for Injuries to Workmen; also to the Report of the Public Roads and Highways Commission; and to the legislation providing for the establishment of Radial railways by municipalities; all these foreshadowing action of tremendous importance to the people of the province. In our history there is no instance of legislation promising such great and beneficial results. As I have said, we desire to gather your opinions with reference to these great subjects, as well as the other matters to which we have given our attention.

It has been by the tenure of faithful service that my colleagues and I have received and held the support of the people of Ontario for nearly ten years.

By that tenure we hold our official positions to-day, and we declare, as we have before declared, that by that tenure simply we shall endeavor in the future to hold and deserve a continuation of the support and confidence we have received in the past.

During our term of office we have abolished such devices as the numbered ballot and have restored clean and honest methods in the conduct of elections.

We have regarded agriculture as our chief industry and have largely increased the expenditure for agricultural purposes, brought instruction in the latest methods and discoveries directly to the people by means of district representatives, and have co-operated with the federal authorities in extending agricultural improvements.

We have established the Provincial University on a prosperous footing, have given generous aid to the primary and secondary schools, and have taken advanced steps in educational progress by setting up systems of training in technical, industrial and agricultural instruction.

We have challenged attention at home and abroad by producing at the lowest prices the best text-books ever published on this continent, and in so doing have saved the people considerably over a million dollars in the cost of the books.

We have more than doubled the public revenues, maintained unimpaired the Provincial credit, and spent the money in useful public improvements.

The extension of the great system of Hydro-Electric power, which has been administered by Mr. Beck and his colleagues on the Commission with unexampled zeal and fidelity in the public service, is transforming, in a wonderful manner, industrial and social conditions in the province, and we ask your further authority for proceeding with this development.

The interests of our great laboring population have not been forgotten, as is evidenced by the passage of the Act providing Compensation for Workmen for injuries sustained and for industrial diseases contracted in the course of their employment; by an Eight-Hour Day Law for miners working underground; and by provisions which help to solve the housing problem in our rapidly-growing urban communities.

We have greatly extended and reconstructed the Temiskaming and Northern Ontario Railway, and so successfully administered its affairs that running rights over the line have been granted at a price which will repay the province one-half the interest on the sum expended in construction.

The license laws have been faithfully enforced in honest fulfilment of pledges and in accordance with the moral and temperance sentiment of the province, by many wholesome amendments, by the curtailment of the hours during which liquor is sold, and by provisions to aid in enforcing the Canada Temperance Act where that law is adopted. Under existing laws, the people have the right to close shops and bars alike in any locality. This policy has resulted in nine years in the abolition of over 1,200 liquor licenses, or nearly one-half of the whole number in the province. We believe that the people should be trusted to decide this matter for themselves, and that the dragging of the Temperance Question into the arena of Party politics is not in the best interests of the cause. We believe, moreover, that a policy that keeps shops open while closing the bars will have a tendency to encourage and increase the sale of liquor in large quantities and the consumption of it in the home. That policy we leave to our opponents. We

shall continue our efforts to minimize as far as possible the evils resulting from the liquor traffic and the drink habit.

That part of the province known as New Ontario, under a Minister specially chosen to represent the north country, has been developed and colonized with due regard to its great future, and its resources in land, timber and minerals have been wisely and carefully administered. In addition to the extension of territory received from the Dominion Government and known as the District of Patricia, containing 146,400 square miles, we have secured for the province a port on Hudson Bay.

The legislation providing \$5,000,000 for constructing roads and bridges and for the advancement of colonization and settlement has been productive of excellent results in the upbuilding of our splendid northern domain.

We invite your special attention to the very valuable Report on the Public Highways of Ontario which involves the reconstruction of roads all over the province on a modern scientific basis at a large outlay, and this great task we will, with your approval, vigorously undertake so that every section of the community may be benefited thereby.

In something less than ten years all that I have indicated above, and much more, has been accomplished.

We began the task you allotted to us realizing that the good name of Ontario had been compromised by corrupt election methods, that its best interests were languishing and its revenues stationary. We have earnestly sought by honest administration and enlightened legislation to place the province in the position she should rightfully occupy in the Dominion of Canada, and reviewing the results which have been accomplished under a gracious Providence and by the help of our fellow-citizens, we ask you to renew your confidence in order that the work may be carried on.

We point, may I not say with justifiable pride, to our record. No stain rests upon it. Being human we have made mistakes, but we have done our best. We have detractors, it is true, but they are indeed a negligible quantity, and no organized hypocrisy can to-day, either by means of bluster or shameless falsehood, deceive an intelligent and fair-minded electorate.

Profoundly thankful, then, for the confidence heretofore given to us, we ask you to accept our pledge, which we give now for the fourth time, that we will, to the extent of our ability, continue to give you the same faithful service in the future.

Permit me in closing to express my appreciation of the splendid work done by my colleagues during the Session just closed, and while I was unable from illness to be present.

I remain, Gentlemen,

Your obedient servant,

J. P. WHITNEY.

May 30th, 1914.

Greater Provincial Revenue

MORE MONEY FOR EVERY PUBLIC ACTIVITY—ONTARIO'S
FINANCES WELL HANDLED—THE FEDERAL
GRANTS INCREASED

ONTARIO'S INCOME

1904	\$ 4,464,100
1913	11,188,302

The financial affairs of the province are in so excellent a condition that they have ceased to be a matter for serious controversy. Under these circumstances little might be said with regard to them. At a time, however, when the people are "taking stock," some of the salient points ought to be considered. One of these is the fact that Ontario has passed from the period of deficits and insufficient income to an era of well-balanced financing.

THE PERIOD OF DEFICITS

The old state of affairs was described by Sir George Ross, the former Premier, in a speech delivered on March 22nd, 1904, wherein he declared that the normal revenue of the province was a million dollars short of the normal expenditure, and that the deficiency could not be made up otherwise than through a resort to direct taxation.

At the same time the debt was growing. The liability which originated with the subsidies to railways rose in the following manner:—

1891	\$3,229,420
1904	6,713,957

One of the consequences of this condition of the finances was a restricted credit. In 1904 the then Government tried to float a loan to meet the cost of building the Temiskaming Railway, and the best offer it could get for its bonds was 93. The same loan was floated after the finances had been placed in better shape at 98½. Another consequence was an insufficient vote for the services required by the people.

THE NEW POLICY

Sir James Whitney declared at this time that the financial problem was capable of solution. With her extensive resources, he said, the difficulty could be overcome, and thus the way could be left clear for such increased expenditure upon agriculture and education as might be found necessary and desirable.

The policy of the Conservative Party was thus not the starvation of necessary services, but the development of the revenue so that all the services might be kept up and improved and that the deficits might cease.

JUSTICE FROM OTTAWA

One of the movements to which the new Government applied itself, soon after its elevation to office, was the securing of justice from Ottawa by pressing our claims for a fair subsidy. The original terms of Confederation gave us a fixed annual grant from the Dominion Treasury regardless of our increase in population. The Whitney Government contended that this was not reasonable; we were paying larger customs and excise duties, and were consequently entitled to a larger share of the Federal revenue.

The campaign for better terms was successful, and as a result our revenue from Ottawa was increased by \$790,000 a year. The income from Ottawa was, under the old arrangement, \$1,330,287 annually; by the changes secured at Ottawa it became \$2,128,772.

OTHER REVENUE REFORMS

Other revenue reforms were also undertaken. One of the sources of provincial income was the taxation of corporations. The Government decided that the protection given to these bodies by the province rendered it desirable that they should contribute more liberally to the provincial treasury.

The result was the amended supplementary revenue act. This made important changes in the system of taxation.

Banks had been taxed at the old rate, Head Offices, \$100.00, Branches, \$25.00, yielding \$52,743 in 1904. The present rate is Head Offices, \$1,500.00, Branches, \$50.00, in addition to a tax of $\frac{1}{10}$ % on the full capital of each bank, producing approximately a revenue of \$200,000.00 per annum.

Railways and electric lines had been lightly taxed. These are now called upon to pay sums more in accordance with the value of the franchises they enjoy. The alterations were as follows:—

	Old Rate	Present Rate
Railways over 150 miles in length in organized districts.....	\$30 a mile	\$85 a mile
For each extra track.....	\$10 a mile	\$60 a mile
Railways in unorganized districts.....	\$20 a mile	\$65 a mile
For each extra track.....	\$5 a mile	\$40 a mile
Electric Railways on highways (under 150 miles in length),	\$15 a mile.	
Electric street railways in cities a graduated scale, according to mileage, at	from \$20 per mile to \$60 per mile, and in addition 1% on net earnings.	

The revenue from steam railways, as a result of the alteration in the law, has been as follows:—

1904 (before the change).....	\$187,918
1906 (since the change).....	376,364
1908 (since the change).....	400,902
1910 (since the change).....	431,043
1913 (since the change).....	463,246
1914 (approximately).....	733,770

The revenue from steam railways will, thus, in 1914, be \$545,852.00 more than in 1904.

FURTHER CHANGES

Express companies were also required to contribute towards the provincial revenue. In 1904 the income from this source has been about \$4,400 per annum. The legislation of 1914 brings it up to approximately \$72,000.00.

Legislation introduced during the Session of 1911 provides for a tax of 2 cents on every \$100 of the par value consequent upon the sale, transfer or assignment of shares or debenture stock issued by any company within the province. This tax brought in \$42,238 last year.

In 1914 imposts were levied upon race-track meetings of \$500 per day, and the tax on moving picture theatres, and licenses in connection therewith, have been largely increased. The revenue from liquor licenses was also increased to the advantage of the municipalities, as well as to that of the provincial treasury; for the municipal councils were accorded a larger share of the total revenue.

Other sources of income were found in the Crown lands and in the mining concessions, and additions were made to the succession duties.

THE GREATER REVENUE

The new policy increased the provincial revenue from the principal sources very materially. The following table gives the leading figures for 1901 and for 1913:—

	1901	1913
Dominion Subsidy.....	\$1,330,287	\$306,378
Forests, Mines, etc.....	2,767,735	793,809
Succession Duty.....	458,009	1,062,604
Corporations Tax Revenue.....	420,627	937,599
Provincial Secretary..	101,943	376,360
Public Institutions.....	110,002	310,300
Liquor Revenue, Licenses, etc.....	362,256	901,486
Total.....	\$5,560,540	\$8,778,632

Thus the income from the seven sources mentioned has been increased by \$3,218,000—and this without laying any direct tax upon the people, and as a result of the further amendments made this year there will be an increase of at least \$700,000 more.

In addition to the development of the revenue in the manner named, the Government has pressed for the recognition of Ontario's long-remembered claim for the regular Dominion subsidy on account of the building of the Tensiskaming and Northern Ontario Railway. The late Government at Ottawa refused to regard Ontario's claim favorably. The present Dominion Government has taken the fairer view, and, as a consequence, the province has received the grant of \$6,400 a mile for the building of the road, or \$2,134,080 in all.

LARGER GRANTS FOR THE PEOPLE

The better revenue has solved the problem with which Sir George Ross was faced. Under the Whitney Government, with its vigorous financial policy, it cannot be said, as was said by Sir George, that nothing more can be done for the people because "the normal revenue is about a million dollars short of the expenditure."

As a consequence the promise of Sir James Whitney to increase the work done by the province in the way of education, and on behalf of agriculture, has been fulfilled. The grants for these services have been steadily increased, and the advantages experienced by the people have been multiplied, as the following figures show:—

A MILLION MORE FOR EDUCATION

For Education, including the grants to the Schools, the outlays have been thus increased:—

1904.....	\$ 949,806
1910.....	1,700,797
1913.....	1,969,201

The increased grants for education, exclusive of the University aid, amounted in 1913 to \$1,010,485 more than they were in 1904 under the former Government. The larger sum is used in the improvement of the schools and in the securing for the people of a better and more useful education for their children.

MORE FOR AGRICULTURE

For Agriculture, including the expenditures upon Colonization Roads, the outlays have grown thus:—

1904 Agriculture.....	\$446,481
Colonization Roads.....	175,620
Total.....	\$622,101
1913 Agriculture.....	\$693,391
Colonization Roads.....	406,034
Total.....	1,099,425

GREATER PROVINCIAL REVENUE

There has thus been an increase of \$477,000 in the expenditure upon agricultural work and upon roads for the facilitating of the labors of the farmers.

This is exclusive of the outlay upon the development of agriculture of \$207,165 paid to the province by the Dominion Government in 1913.

MORE FOR ROADS

The Ross Government agreed to pay a million dollars towards roads in the settled districts. The Whitney Government amended this proposition by offering to pay a sum equal to one-third the sum by municipalities for main county roads, increasing the grant for this purpose. The payments to municipalities in aid of their roads have increased thus:—

1904—Under the Ross Government.....	\$ 91,527
1913—Under the Whitney Government.....	288,367

The increase for 1913 over 1904 is just \$196,840.

In 1912 the Government began its aggressive policy of road-making in Northern Ontario. On that service it expended the following sums:—

1912.....	\$ 236,833
1913.....	1,063,655

Total..... 1,300,488

So that in the year of 1913 there was spent on agriculture, colonization roads, roads in the settled districts and road-making in New Ontario the following sums:—

Agriculture (from Provincial Treasury).....	\$ 693,391
Agriculture (from Dominion Grant).....	207,165
Colonization Roads.....	406,034
Roads in Settled Districts.....	288,367
Road-making in New Ontario.....	1,063,655

Total.....\$2,658,612

The expenditures by which the farmers benefit, have thus been extended from \$622,101 in 1904, under the late Government, to \$2,658,612 in 1913 under the Whitney Administration.

MORE FOR THE SUFFERING

While doing more for agriculture, for road-building and for the development of the newer sections of the province, the Government has been careful to attend to the wants of the suffering with a view to the extending of relief. The grants for hospitals and charities have been augmented. The following table shows what the increase has been:—

1904—Under the Ross Government.....	\$236,592
1913—Under the Whitney Government.....	\$416,812

Thus the benevolent institutions are receiving \$180,000 more per annum than formerly owing to the improved condition of the finances.

RETURNED TO THE PEOPLE

At the same time the Government has commenced the payment to the people of a share of the revenue. Under the law which raised the taxation upon railways it was provided that the municipalities should receive a part of the money thus realized. The Government has made the following payments to the municipalities in conformity with this provision:—

1907—Paid to the municipalities.....	\$ 81,000
1908— “ “.....	81,221
1909— “ “.....	72,999
1910— “ “.....	92,408
1911— “ “.....	83,402
1912— “ “.....	52,097
1913— “ “.....	78,814

Total.....\$571,941

THE BALANCE SHEET

The balance-sheet for the years during which the Government has been in office shows the following results:—

	Revenue	Expenditure
1905.....	\$ 6,016,176	\$ 5,396,016
1906.....	7,149,478	6,720,179
1907.....	8,320,419	7,714,245
1908.....	8,602,902	8,557,064
1909.....	7,477,920	7,545,040
1910.....	8,891,004	8,887,520
1911.....	9,370,833	9,619,934
1912.....	10,042,000	10,287,981
1913.....	11,188,302	10,868,026
	<hr/>	<hr/>
Outlay.....	\$77,059,034	\$75,596,005
	<hr/>	
Surplus.....	\$ 1,463,029	

A PROUD RECORD

The record of the Whitney Government is one to be proud of.

It took power at a time when, according to Sir George Ross, the income averaged a million less per annum than the expenditure.

It has wiped out the deficit.

It has increased the grants to education by \$1,000,000 a year.

It has increased the grants to agriculture by \$477,000 a year.

It has given \$180,000 more to hospitals and charities a year.

It has in seven years given \$571,941 to the municipal treasuries as their share of the receipts from railway taxation.

It has increased the amount in aid of good roads approximately \$196,840.00 a year.

And, although paying the interest upon the loans made in order to carry through the Temiskaming Railway and the Hydro-Electric project, it has given us a surplus the total amount for the nine years reaching no less than \$1,463,029.

Agriculture Helped

SCIENTIFIC METHODS DEMONSTRATED—FEDERAL GRANT
OBTAINED—NEW PLANS ADOPTED AND SUCCESSFULLY
OPERATED—GREAT INCREASE IN FARM
WEALTH

Increased Expenditure on Agriculture.... \$776,454
Increase of Farm Assets..... \$278,035,602

In the general policy of the Whitney Government agriculture has received a large share of attention. Building of good roads, legislative machinery for the encouragement of rural telephones on a sound business basis, extension of the Hydro-Electric service to the farms and rural districts on a cost basis, and effective plans for widespread agricultural instruction are all features of the Whitney policies for making Ontario agriculture more prosperous and satisfactory.

The work of the Ontario Department of Agriculture has been both aggressive and progressive, and marked by initiative and enterprise. Above all, it has endeavored to be practical and keep in close touch with the farmer and his problems. It directly served more people in the past year than ever before. Competent observers have expressed the opinion that the Department is now doing more effective and more efficient work than at any time in its history. To show that substantial progress is being made, it is only necessary to point to the fact that in 1912, according to the Bureau of Industries statistics, the total value of the agricultural assets of the province was \$1,405,950,940, as compared to \$1,127,915,338 in 1904, an increase of \$278,035,602.

The Government has been generous in making financial provision for agricultural work. This fact is especially appreciated when the record of the Whitney Government in this matter is contrasted with that of the Liberal Government which preceded it. Note the figures.

Appropriations for Agriculture, 1904.....\$ 475,678
Appropriations for Agriculture, 1914..... 1,252,132

Increase.....\$ 776,454
(Over 150 per cent.)

PRE-ELECTION PROMISE REDEEMED

In appealing to the people in 1911, Sir James Whitney asked authority to enter into an agreement with the Government of Canada by which aid for carrying on agricultural instruction would be provided from the Federal Treasury. This plan is now in effective and successful operation. The matter received prompt and sympathetic attention from the Government of the Rt.-Hon. R. L. Borden. At their very first Session a temporary plan was adopted and at the next Session a permanent policy was placed on the statute books under which \$10,000,000 is to be distributed among the provinces of Canada for agricultural instruction in the next ten years. With slight modifications the money is distributed on a per capita basis. Ontario received last year \$195,000, and this will increase by \$35,000 a year for four years. Credit is due the Borden Government for the enactment of this wise plan and to the Federal Minister of Agriculture for its administration. Within reasonable limitations, however, the apportionment is made by the Provincial Minister

of Agriculture, and the money expended through that Department. Then note these figures:—

Federal Grant for Agriculture, 1904.....	Nothing
Federal Grant for Agriculture, 1914.....	\$230,880.32

which means that altogether there is available for agricultural work this year more than three times as much as in the last year of the Liberal Government. A glance at the manner in which the money is spent is equally striking.

DISTRICT REPRESENTATIVES

Number in 1904.....	None
Number in 1914.....	40

The need of some better means of getting in close touch with the farmer, and disseminating information gained at Agricultural Colleges and Experimental Stations, was pointed out by Sir James Whitney while in Opposition. Out of his advocacy at that time has grown the splendid system of District Representatives which is now so well known all over the province and is unstintedly praised by both Liberal and Conservative alike. The plan was inaugurated in a small way soon after the Whitney Government came into office. It consists, as is well known, of appointing a graduate of the Ontario Agricultural College to reside permanently at some convenient point in the county and devote his whole time to studying the agricultural needs of that county, and doing his best to assist the farmers in meeting the conditions in which they find themselves. Each Representative has a well-equipped office, which becomes a central meeting-place for the farmers, and also an assistant to help him meet the rapidly increasing and varied demands. The plan has proven popular because it was practical and effective, and especially during the last two or three years it has been extended very rapidly until now very few counties are without a local office of the Department of Agriculture. The appointments in each case have been made after the County Council has passed a resolution and agreed to support the work with the nominal sum of \$500 per year.

Ontario has the enviable distinction of leading in this work on this continent. In the last few years it has been taken up quite extensively across the line, and is now known to a greater or less extent in almost every State in the Union. No State, however, has yet developed it to the same proportion and extent as Ontario. Likewise it is being adopted in the other provinces of Canada. It is the outstanding new feature of the Whitney Government's agricultural policy, and it is striking evidence of their initiative and progressiveness.

COURSES FOR YOUNG MEN

Number in 1904.....	None
Number in 1914.....	30
Attendance.....	550

The appointment of District Representatives has made possible many very effective lines of instruction not hitherto possible. One of the best of these is the holding of a Course of four or five weeks in the winter time, when the young men of the farm can easily get away. This part of the work is carried on in co-operation with the Department of Education, as is also other and more extended instruction given in the High Schools in some centres. In the Short Courses, however, instruction is given in the class-room in the morning, and generally the afternoons are utilized by visiting nearby farms and going over the live-stock equipment or other features. In this way the Course is made as interesting and practical as possible, and hardly ever fails to develop a marked enthusiasm in the young men for their work on the farm. During the past winter many of these classes concluded with the formation of a permanent organization called The Young Farmers' Improvement Association. This is full of possibilities for the future.

SCHOOL FAIRS

Number in 1904	None
Number in 1913	69
Number expected in 1914	150

The best way of interesting the boys and girls of the farm in agriculture, and conveying to them instruction on subjects which have a scientific as well as a practical side, has always been a puzzling problem. Through the District Representatives and in co-operation with the Education Department and local school authorities, a scheme is now being worked out which promises splendid results along this line. The District Representative organizes 8 or 10 schools into a Fair District, distributes seeds or eggs to the pupils, and then organizes a Fair in the fall at which the product of the pupils' efforts is displayed in competition for small prizes. By reason of the fact that large numbers of the youngsters are in this way brought into intimate touch with the District Representative, as well as by reason of the start that is made with good seed or good stock, this has resulted in awakening a deep interest, and the Fair itself is not only educational, but a big day in the neighborhood for the children and their parents and friends. Requests for the extension of School Fairs have been numerous, and indicate the hold they have already taken.

ACRE PROFIT COMPETITION

Number in 1904	None
Number in 1913	26
Number expected in 1914	35

These competitions are open to the young men who take the Short Courses with District Representatives, and are designed to show the possibilities of an acre of land as well as to emphasize the element of profit, the prize going to the person making the highest profit. These competitions were held last year for the first time, and as a consequence 26 young men received free transportation and living expenses for the Two Weeks' Short Course at the Ontario Agricultural College. Moreover, each contest attracted a great interest in the neighborhood and the cultural methods of the winner were generally discussed.

DEMONSTRATION ORCHARDS

Number in 1904	None
Number in 1914	40

The plan of the Department taking over an orchard and demonstrating the best methods of handling in all stages has proven of great stimulus to the development of the apple industry in the province. This, however, is only one phase of the work which has been done in developing the fruit industry. The appointment of a Provincial Entomologist has been a great assistance in the control of insects and diseases among all classes of fruits, especially the tender fruits. Furthermore, last fall the Department made exhibits of fruit at three shows, two across the line and one at Winnipeg. They won the highest prizes in competitions open to Canada, to the continent and to the world, and results proved once more the fruit possibilities of the Province of Ontario.

DRAINAGE WORK

	1904	1913
Money spent	0	\$ 8,000
Drainage Demonstrations	0	56
Average Attendance	0	20
Acres surveyed	0	13,705
Total acres surveyed since 1901		74,957

This gives only a bare outline of the work in drainage carried on through the Physics Department of the Ontario Agricultural College. In addition to this, a great many drainage surveys have been made by the District Repre-

sentatives, and undoubtedly a large amount of drainage has been done as an indirect result of the educational campaign carried on. Furthermore, demonstrations in drainage have been given with the ditching machine and experiments carried on in showing the possibilities of draining heavy lands which had hitherto been regarded as undrainable.

FIELD CROP COMPETITIONS

	1904	1913
Number of Societies.....	0	159
Number of Competitors.....	0	3,500
Number of Acres.....	0	35,000

These have been carried on through the Agricultural Societies, and have been an important factor in making for better methods of cultivation and providing a large supply of grain capable of being used for seed purposes. The work has grown rapidly each year and the year 1914, when the figures are available, will show another big advance.

CORN SHOWS

Number in 1904.....	None
Number in 1913.....	3

The organization of Corn Shows has been one of the by-products—and an important by-product—of the work of the District Representatives in south-western Ontario, and has resulted in adding dollars to the value of every acre of corn land in the seed corn belt. Starting with one show for the district under the Ontario Corn Growers' Association, there is now, in addition, a show in Elgin County and another in Lambton County and in the whole district great enthusiasm has been developed, which has meant much for the individuals as well as for the province in providing a home-grown supply of seed corn.

EGG CIRCLES

Number in 1904.....	None
Number in 1914.....	50

This is one phase of co-operative organization which has developed in recent years chiefly through the work of the District Representatives. The Egg Circle means greater attention to quality and greater system in marketing, and thereby a better price for the producer, without necessarily any higher price to the consumer. These Egg Circles have been organized in several counties, and have been successful because they are justified by the results. Several other branches of co-operation have also been developed, especially in the handling of fruit and in the buying of seeds and other supplies for the farm.

SHORT COURSES

Number in 1904.....	None
Number in 1914.....	88

For the busy farmer who is unable to take time to Guelph, a course of one or two or three days near his home, at which he can have the benefit of the experience and information of the best experts in various lines in the province, has proven very popular, and this work has been rapidly extended by the Department of Agriculture. It is more effective than ordinary platform work because it involves showing how, as well as telling how.

ONTARIO AGRICULTURAL COLLEGE

Attendance in 1904.....	833
Attendance in 1913.....	1,560
Macdonald Institute:—	
Attendance in 1904.....	148
Attendance in 1913.....	437
Short Courses:—	
Attendance in 1904.....	247
Attendance in 1913.....	500

AGRICULTURE HELPED

The administration of this institution, as the above figures will show, has been marked by a record-breaking attendance and unprecedented usefulness, and has done a great deal towards placing the institution in the very front rank among institutions of this kind on the continent. So changed have conditions become that the accommodation which was found ample when the present Government came into office has proven entirely inadequate, and greatly increased accommodation has had to be provided. During the past three years, out of the Provincial and Federal grant appropriations, a new dairy barn, a new dining hall, a new field husbandry building and a new poultry building have been erected, as well as rearrangements and improvements to some of the other buildings. This has furnished a much-needed addition to the equipment, but must necessarily be followed by other buildings in the near future, including additional dormitory accommodation.

Aside from the teaching work and the training of District Representatives and other officers, the experimental work of the College has been extended. A great deal has been done in the improvement of grains. At the present time a new strain of Oat, known as "O.A.C. No. 72," is being introduced. It is expected that this will duplicate the success of "O.A.C. No. 21 Barley," now so well known.

WOMEN'S INSTITUTES

Number in 1904.....	57
Number in 1914.....	825
Membership in 1904.....	5,433
Membership in 1914.....	24,000

Few organizations have gone ahead so rapidly as to the Women's Institute, chiefly because of its concrete organization and definite and practical work, both for helping the individual and the improvement of the community. During the past couple of years the Demonstration Lecture Courses in cooking and sewing have been introduced and have proven very popular, 2,000 members participating last year.

FARMERS' CLUBS

Number in 1904.....	25
Number in 1914.....	225

The Farmers' Club as a social and educational factor has made good. In addition to these purposes, however, it has served in many instances as a basis for co-operation in both purchasing and selling.

IMPETUS TO BEEKEEPING

Number of demonstrations in 1904.....	None
Number of demonstrations in 1913.....	59
Number of Inspectors and Instructors in 1904.....	1
Number of Inspectors and Instructors in 1914.....	18

As these figures indicate, a great impetus has been given to beekeeping. The appointment of a Provincial Apiarist, with headquarters at the Ontario Agricultural College, has proven of great help to the industry, and the demonstrations held at various points throughout the province, as well as the Short Courses held at the College itself, have attracted a large attendance.

ATTENDANCE FARMERS' AND WOMEN'S INSTITUTES

1904.....	156,337
1913.....	367,759

COUNTY PUBLICITY ASSOCIATIONS

Number in 1904.....	None
Number in 1914.....	10

Two years ago the Government announced that they would assist local County or District Associations formed to advertise the agricultural resources of such county or district. The result of this announcement is seen in the number of associations formed as above stated. Each association has had a marked influence in stimulating an interest in the agricultural development of the district and in attracting settlers and laborers to the land.

NEW ONTARIO LIVE STOCK ASSOCIATIONS

Number in 1904.....	None
Number in 1914.....	31

These associations were organized two years ago in order to assist the live-stock industry in New Ontario by placing at the disposal of each association free of cost a pure-bred sire. The results of this plan are now being noticed, and it will no doubt have a permanent influence on the development of the live-stock industry in the newer districts. A year ago the Live Stock Commissioner for Canada adopted a similar policy with reference to all Canada, and hence the interests of Ontario as well as of the other provinces are now being looked after under his direction.

ENCOURAGING THE LIVE STOCK INDUSTRY

In one way or another practically \$100,000 per annum has been spent by the Department of Agriculture in assisting the live-stock industry of the province. There has been a great advance in the quality of stock as shown by the last Census. In the period covered by the Census the figures show that in pure-bred stock there was an increase of approximately 200 per cent. in horses, 75 per cent. in cattle, 20 per cent. in swine and 20 per cent. in sheep. Certainly there have been great increases in the number of entries at the Live Stock Exhibitions, both at Guelph and at Ottawa, as well as at the smaller shows which receive grants from the Department. The Ontario Veterinary College has also gone ahead and had last year an attendance of 373. It will this fall move into a splendid new building on University Avenue.

EXPERIMENTAL AND DEMONSTRATION FARMS

The Department is developing a Fruit Experimental Farm in the Niagara District, and it has already attracted a good deal of attention and will prove of benefit especially to the tender fruit industry of the province.

The Department also conducts a Demonstration Farm at Monteith, in New Ontario. Considerable clearing has been done and valuable results are being secured in the cultivation of various crops. Last year the first annual Farmers' Excursion was held at the Farm and attracted over 1,600 settlers, who were very much impressed with the progress made. The Farm will be made a centre not only for testing out-crops, but for live stock, and will no doubt have a very material influence on the agriculture of the district.

FARM LABOR AND DOMESTICS

Immigrants placed in 1903.....	1,141
Immigrants placed in 1913.....	11,003

Every effort has been made by the Department, through the Colonization Branch, to assist the farmers in their problem of securing a supply of labor. These figures indicate that both in supplying farm labor and domestic servants good work has been done. The Branch has encouraged farmers to employ men by the year, and thereby have a more stable labor supply, and this campaign has met with much success. The work of the Branch in advertising the resources of the province, and the work of the office in Great Britain in bringing Ontario to the attention of prospective settlers and investors, has been the means of attracting a great deal of capital both to Old and New Ontario.

AGRICULTURE HELPED

REPORTS AND BULLETINS

Information on definite subjects in concrete form is made available through Bulletins, and thousands of these have been distributed every year in addition to reports on various subjects. In this way the latest and most reliable information on all agricultural topics is made available to all who desire to secure it.

ASSOCIATIONS PROSPER

The Agricultural Societies, Horticultural Societies, Fruit Growers' and Vegetable Growers' Associations have all gone ahead under the increased grants and guidance of the Department of Agriculture. In practically every case there has been increase of membership and renewed enthusiasm. In connection with Agricultural Societies the provision for insurance against rainy weather has proven of great assistance to societies who were unfortunate in their selection of dates.

CO-OPERATION AND MARKETS

That marketing is worthy of special attention, in addition to production, is a fact being more and more recognized by the agricultural community of Ontario now that the province has developed such a diversified line of farming. To meet this need the Department of Agriculture has established a Co-operation and Markets Branch to disseminate instruction on this important phase of agricultural work and to assist Co-operative Associations in getting established on a sound and successful basis. Already great progress has been made in the organization of Co-operative Associations and there is every indication that further development will follow in the near future.

Educational Reforms

WHAT THE WHITNEY GOVERNMENT PROMISED—SCHOOL GRANTS OF ALL KINDS LARGELY INCREASED—BETTER TRAINING FACILITIES FOR TEACHERS—STATE UNIVERSITY PLACED ON SOUND BASIS—TECHNICAL AND AGRICULTURAL EDUCATION—SCHOOL-BOOK MONOPOLY DESTROYED.

PROMISES

The present Government, on assuming office, was pledged to carry out educational reform with the following objects in view:—

- (a) To secure the efficiency of the public schools, wherein 80 per cent. of the children get all their education. Some years ago about 95 per cent. were in the public schools. Since then the percentage has been reduced owing largely to the growth of the Continuation and High Schools under the present administration.
- (b) To break up the school-book monopoly which had exacted high prices for inferior books.
- (c) To place the Provincial University on a prosperous basis.
- (d) To secure to the teachers higher salaries and better training, and a right to be heard on educational subjects.

HOW KEPT

Every one of these promises has been kept:—

The courses of study in both the High and the Public Schools have been brought up to date and carefully adapted to the necessities of the different parts of the Province.

The schools, both High and Public, have been greatly improved in efficiency and in accommodation and equipment.

The school-book monopoly has been broken up, and better books at much lower prices provided.

The Provincial University is prosperous in the highest degree.

Teachers are better paid and better trained and are directly represented in an advisory council.

Liberal aid to both the primary and the secondary schools has re-invigorated the whole school system.

A POLICY OF GENEROUS GRANTS

I. PRIMARY SCHOOLS

The legislative grant to rural schools was increased from \$120,000 in 1905 to \$380,000 in 1907, and to \$400,000 in 1913. The total grant is now distributed with a view to ensuring a maximum of good results throughout the system. Dr. Pyne announced the abandonment of the old plan of paying on the basis of average attendance (whereby a premium was put on inequality of distribution) and substituted for it a basis designed to stimulate local effort and to secure the following results:—

1. Higher salaries to teachers.
2. Encouragement to employ teachers with the best grade of certificates.
3. Better equipment for the schools.
4. Healthier accommodations for the pupils.

The basis of distribution was, therefore, arranged in this manner:—
 First, fixed grants of from \$20 to \$30 in all schools where the assessment falls below \$50,000, the larger grants going to the poorer sections;
 Second, 40 per cent. on all salaries up to \$600, the computation beginning at \$150 in the poorer sections and going to \$350 in the richer ones;
 Third, a grant, based on the teacher's certificate and experience, ranging from \$15 to \$40;
 Fourth, a grant upon the value of the school equipment, according to its value and suitability;
 Fifth, a grant on school accommodations so graded, according to their suitability, that inducements are offered to improve the health and comfort of the pupils.

This system of distribution has worked to great advantage. It has led to better school accommodations and equipment, and to better salaries for teachers.

SOME DETAILS OF GRANTS

The following are some of the increases in school grants:—

	1904	1913
Rural schools.....	\$123,000	\$400,000
Urban schools.....	120,000	190,000
Assisted schools.....	15,000	53,000
Schools in new districts.....	45,000	110,000

The increased grants paid to rural schools, comparing 1904 (the last year of the old regime) with 1913, are shown in the following table by counties:—

County	1904	1913	Increased Grant
Brant.....	\$1,571	\$ 6,304	\$ 4,733
Bruce.....	4,446	14,843	10,397
Carleton.....	3,407	8,854	5,447
Dufferin.....	1,853	6,673	4,820
Elgin.....	2,895	9,062	6,167
Essex.....	3,998	10,661	6,663
Frontenac.....	2,463	11,206	8,743
Grey.....	5,834	16,006	10,172
Haldimand.....	1,780	5,806	4,026
Haliburton.....	728	4,945	4,217
Halton.....	1,406	4,522	3,116
Hastings.....	4,046	16,449	12,403
Huron.....	5,038	14,758	9,720
Kent.....	4,015	11,929	7,914
Lambton.....	3,983	13,160	9,177
Lanark.....	2,276	6,629	4,353
Leeds and Grenville.....	4,000	11,824	7,824
Lennox and Addington.....	2,130	6,736	4,606
Lincoln.....	1,487	5,546	4,059
Middlesex.....	5,015	15,419	10,404
Norfolk.....	2,490	7,466	4,976
Northumberland and Durham.....	4,772	14,026	9,254
Ontario.....	3,316	9,655	6,339
Oxford.....	3,377	10,657	7,280
Peel.....	1,868	6,435	4,567
Perth.....	3,434	9,974	6,540
Peterborough.....	2,246	8,106	5,860
*Prescott and Russell.....	3,965	3,994	29
Prince Edward.....	1,517	3,524	2,007
Renfrew.....	4,168	11,275	7,107
Simcoe.....	5,990	15,554	9,564
Stormont, Dundas and Glengarry.....	5,949	16,026	10,077

*NOTE.—Approximately, \$3,200 are withheld from English-French Separate Schools in Prescott and Russell for non-compliance with Regulations.

County	1904	1913	Increased Grant
Victoria.....	1,004	10,587	9,583
Waterloo.....	2,375	8,247	5,872
Welland.....	2,679	6,329	3,650
Wellington.....	1,881	12,562	10,681
Wentworth.....	3,690	8,367	4,677
York.....	2,702	17,600	14,898

MERIT SYSTEM ADOPTED

In distributing the sum of \$400,000 which was voted for rural schools in 1913, as compared with \$123,000 in 1904, the Department of Education was required by the law to divide it between the Public Schools and the Separate Schools on the basis of population and average attendance. The application of this Statute allotted to the Public Schools \$370,000 and to the Separate Schools \$30,000.

The Department, under the law, made regulations to govern the distribution of this money strictly according to merit. It set up a standard of educational efficiency by means of professional attainment, equipment and provision for the comfort and health of pupils, etc. The Trustees were told that certain amounts would be allotted for compliance with this standard, but that the total to be paid to Public Schools would not exceed \$370,000, and to the Separate Schools \$30,000, that being the limit fixed and appropriated by the Legislature.

The result was a splendid showing by the Public Schools, which proved to be 28% better than the minimum required by the Department. The sum of \$370,000, without one cent's reduction, was distributed proportionately and fairly among the Public Schools in accordance with merit alone. The people secured better schools by the adoption of this plan and the certainty of still better schools in the future. On the other hand, because in some cases the salaries paid by the Separate Schools were below the standard required by the Department, and because some of the English-French Schools refused to comply with the law, the Separate Schools failed to qualify for the whole amount that would otherwise have been their share of the appropriation.

It follows, therefore, that the statement made by certain critics that there was a deduction from the payment to the Public Schools, and that there was none from the payment to the Separate Schools is exactly the reverse of the truth, and possibly made in ignorance of the facts.

II. HIGH SCHOOLS

The grants to High Schools are also on a more generous scale. Formerly the amounts voted were insufficient to pay the grants earned by these institutions. The following table illustrates this:—

Year	Earned	Paid
1902.....	\$113,400	\$102,000
1903.....	117,413	106,714
1904.....	119,025	106,933

Since the present Government came into power the amounts voted for High Schools and Collegiate Institutes have risen as follows:—

1905.....	\$110,000
1906.....	115,000
1907.....	128,500
1908.....	134,000
1911.....	153,150
1912.....	154,581
1913.....	149,951

III. CONTINUATION SCHOOLS FOR THE RURAL DISTRICTS

Another promise of the Government has been fulfilled by the development of Continuation Schools. Their aim is to bring within reach of all pupils in the rural districts, who cannot go to the High Schools in the larger centres, the benefits of more thorough and complete training. Under the present Government the supervision of the Continuation Schools has been placed under the charge of two special departmental inspectors.

The following statement shows the remarkable progress made by these schools:—

	1903-04	1912-13
No. of Schools.....	68	125
No. of one teacher Schools.....	49	41
No. of two teacher Schools.....	17	75
No. of three teacher Schools.....	2	9
Total Attendance.....	2,253	5,544
No. of Teachers.....	89	218
No. of University Degrees.....	11	39
No. of I. Class Certificates.....	66	213
No. of II. Class Certificates.....	19	3
No. of III. Class Certificates.....	2	2
No. with Temporary Certificates.....	2	2
Total Salaries.....	\$50,965	\$190,463
Average Salaries.....	\$572	\$537
No. of Salaries of \$1,000 and over.....	1	91
No. of Salaries of \$800 and over.....	6	61
No. of Salaries of \$600 and over.....	33	66
No. of Salaries below \$600.....	49
Total Value of Equipment.....	No record	75,556
Total Legislative Grants.....	\$9,700	\$66,257

Continuation Schools were Continuation Classes, Grade A, until 1907-8, thereafter named Continuation Schools.

IV. UNIVERSITY EDUCATION

The Provincial University, the property of the people, had been inefficiently administered and insufficiently supported under the late Government. Mr. Whitney and his colleagues when in Opposition promised adequate financial support and a non-partisan control. These promises were fully carried out by the Act of 1906. As the result of a Commission of Inquiry, the revenue was increased from \$143,715 in 1904 to \$485,632 in 1913, the machinery of government improved, and the management handed over to a Board of Governors composed of Reformers and Conservatives alike, and chosen without reference to Party politics. The accounts are laid in detail before the Legislature at each session and the authority of the State is fully provided for by the system of appointing the Governor. The late Government made grants before the Legislature or the public knew of them.

The place of Queen's University in the educational system is recognized by a grant of \$12,000 to aid in the establishment of a faculty of education for the training of first-class and High School teachers.

IMPROVED TRAINING FOR TEACHERS

The Normal School system has been reorganized and the programme of studies now includes both academic and professional courses. Four new Normal Schools have been provided—at Hamilton, Stratford, Peterborough and North Bay—at a total cost of over \$350,000. The new system supplies second-class teachers competent to carry out the revised public school courses of study. The present attendance at the Normal schools is 1,204. First-class teachers and High School assistants are trained in the Faculties of Education at Toronto and Queen's: at present the attendance at both is 320.

The fee of \$5 in the Model Schools and the fee of \$10 in the Normal Schools have been abolished, thus providing free tuition in professional training.

THE POSITION OF THE TEACHER

The Advisory Council to the Minister of Education, constituted by the Act of 1906, includes representatives of the Public School, Separate School, and High School teachers, the Inspectors, the Trustees, and the Universities. The Council has held many meetings and given valuable advice to the Minister. From time to time the Minister also calls to his assistance special committees of teachers to report upon text-books and other educational questions. The members of the Council and of the special committees are also paid liberally for their assistance.

The salaries of teachers all over the province have increased owing to the generous policy pursued of paying 40 per cent. of the salaries up to \$600 in rural schools and a special grant for higher certificates and length of service in urban schools. The following table shows the increases in the salaries of the public school teachers:—

	AVERAGE SALARY IN CITIES		AVERAGE SALARY IN TOWNS		AVERAGE SALARY IN VILLAGES	
	Male	Female	Male	Female	Male	Female
1904.....	\$ 955	\$ 498	\$ 705	\$ 341	\$ 504	\$ 305
1908.....	1,305	623	837	423	684	383
1910.....	1,364	659	933	472	788	451
1911.....	1,395	706	963	496	733	463
1912.....	1,320	703	977	519	779	492

	Average Urban Salary		Average Rural Salary		Average Salary in the Province	
	Male	Female	Male	Female	Male	Female
1904.....	\$ 756	\$ 406	\$ 385	\$ 204	\$ 485	\$ 335
1908.....	995	516	462	382	624	432
1910.....	1089	565	508	431	711	483
1911.....	1152	602	536	464	767	518
1912.....	1141	618	566	493	788	543

THE MODEL SCHOOLS

Finding that teaching, especially in the rural schools, was passing into the hands of mere boys and girls, that 83 per cent. of these schools were taught by teachers with third-class certificates obtained in the model schools with but 14 weeks' professional training, the Government resolved to substitute Normal trained teachers as far as possible. This reform is now in process of successful development. The Normal Schools are well attended and higher salaries are attracting teachers into the schools.

But not all the Model Schools have been abolished. The intention is to maintain as many as may be needed to provide teachers with third-class certificates for such schools in the weaker or more remote sections, as cannot afford to pay teachers with first- or second-class certificates. The eight retained in 1908 were, in 1913, increased to 11, owing to the unelectly large exodus of teachers to the Western Provinces. 369 pupils attended these schools in 1913.

The supply of teachers is increasing. The number of temporary certificates has greatly diminished. The number of professional certificates issued to Public School teachers in 1904 was 1,423. The number of certificates in 1913 was 2,108. The number in 1914 accordingly exceeded the number in 1904 by 988. But the improvement of the grades of certificates of those now teaching is still more marked, and demonstrates clearly the growing success of the scheme.

GRADES OF CERTIFICATES IN PUBLIC SCHOOLS

	1904	1907	1909	1910	1914
First Class.....	625	711	786	814	761
Second Class.....	4,032	3,719	4,455	5,167	6,245
Third Class.....	3,288	3,347	2,755	1,942	1,797
District and Old County Board..	(No record)	551	454	298	236

Such scarcity of teachers as exists, and it must soon disappear, is due chiefly to several causes: firstly, the national prosperity which attracts our bright young men and women into other occupations. Secondly:—the Western Provinces are drawing upon Ontario's supply. It is estimated hat between May, 1909, and May, 1914, at least 1,185 Ontario teachers have gone to the two Provinces of Alberta and Saskatchewan alone. Thirdly:—the school attendance is increasing. In 1904 there were 396,814 pupils, requiring 8,610 teachers; and in 1912, 405,725 pupils, requiring 9,520 teachers.

AGRICULTURAL TRAINING

Two important steps forward have been taken in agricultural training. A special course at the Ontario Agricultural College, Guelph, has been provided free for Normal-trained teachers who possess at least one year's teaching experience, who complete their Normal studies in April, and who may then go to Guelph for the three ensuing months. The travelling expenses and board of these agricultural classes are paid by the Department of Education.

This reform is intended to provide the rural schools with teachers possessing some insight into agricultural methods and a sympathetic interest in farm work. A good beginning has been made in this work. Now there are 32 schools with elementary classes in agriculture, whereas there were only 8 in 1904. Moreover, the grants to these classes are now five times as large as they were in 1904.

By setting up agricultural departments in a number of High Schools throughout the province, the Government has laid the foundations for a complete system of technical training for the agricultural population. Already 37 of these departments have been created. The teachers of these classes are graduates of the Ontario Agricultural College. The Government grants to each of these departments \$1,200 to \$1,500, and the county in each case grants \$500. The Legislative vote for this purpose in 1913 was \$43,200. Short-term courses are given at some of the High Schools and at other convenient centres throughout the county. The field work is under the direction of the Department of Agriculture. The work of these teachers is everywhere greeted with enthusiasm, and the results have already been highly successful and important.

In order also to stimulate the movement, the Government appointed a special officer, a Director to take charge of the elementary agricultural education of the province. His work is already showing good results.

TECHNICAL AND INDUSTRIAL EDUCATION

The Government has taken steps to develop a system of technical and industrial education. The Superintendent of Education was sent to investigate and report upon the latest methods in vogue in the best technical schools of Great Britain, the Continent of Europe and the United States. A report, valuable and complete, was the result. Acting at once upon this report the Government passed a measure in 1911 which devises a scheme of

industrial training in urban centres, under the control of advisory committees, on which manufacturers and working-men are represented, as well as the school boards. Here, too, as in the case of Agricultural Education, a Director has been appointed to take charge of industrial and technical education. We are on the threshold of important developments for the advancement of both the rural and the urban districts. The classes in Manual Training and Household Science have also been improved, and already the Legislative grant for these branches, and for industrial education, has advanced from \$25,000 in 1904 to \$150,200 in 1913.

SCHOOLS IN NEW ONTARIO

To meet conditions in the new districts unusual efforts have been made to develop and aid the schools in New Ontario. A Normal School has been established in North Bay. Grants for building have been made.

The total grants paid to the schools of the districts have also been largely increased, as will be seen from the following table:—

RURAL SCHOOLS

	1904	1913	Increase
Algoma.....	\$ 7,898	\$12,830	\$ 4,932
Muskoka.....	10,175	17,839	7,664
Manitoulin and Sudbury.....	5,620	18,857	13,237
Nipissing.....	7,683	15,771	7,458
Parry Sound.....	10,915	21,240	10,325
Rainy River, Thunder Bay and Kenora.....	4,981	16,097	11,116
Timiskaming included in Nipissing for 1913.....	630		
Total.....	\$47,902	\$102,634	\$54,732

URBAN SCHOOLS

Total.....	\$ 6,391	\$30,435	\$24,044
	\$54,293	\$133,069	\$78,776

SCHOOL-BOOK MONOPOLY DESTROYED

When the Whitney Government came into office in 1905 it appointed a Commission to investigate the School-Book Policy, which had been followed for over twenty years. The Commissioners, in a report which astonished the electors of the province, condemned that policy strongly, declared that publishers' profits on text-books were excessive, that too many text-books were authorized on single subjects, and that supervision of the manufacture of text-books was inadequate.

PLEDGES

Thereupon the Whitney Government pledged itself—

- (1) To establish a single text system of authorized school books;
- (2) To control the publication of these books and of any alterations in their contents;
- (3) To reduce the price of Public and High School text-books;
- (4) To improve the mechanical production of text-books.

PLEDGES REDEEMED

- (1) A single text system of authorized school books is now in use. Where formerly there were as many as three books authorized in a single subject there is now but one, and that at a much reduced price.
- (2) By the terms of the contracts between the Minister of Education and the publishers, the Minister controls the publication of authorized school books and may require a publisher, at his own expense, to make alterations in the contents of these when necessary.
- (3) The prices of Public and High School text-books have been greatly reduced by public competition. For example:—

LOWER PRICES FOR PUBLIC SCHOOL READERS

The old series contained 968 pages, the new has 1,216 pages. The retail price of the old was \$1.15; that of the new is 49c. In literary merit, quality of paper, printing and binding the new is much superior to the old. The cost to the province of the old series was \$13,516; that of the new series, \$9,481. An estimate based upon the number of the new Readers sold from midsummer, 1910, to the end of 1913, compared with an equal number of the old, shows a relative saving to purchasers of over SEVENTEEN times the total cost of the new series.

LOWER PRICES FOR OTHER PUBLIC SCHOOL TEXTS

Book	Former Price	Present Price	Saving
Copy Books (5 numbers).....	35c.	10c.	25c.
Arithmetic.....	25c.	10c.	15c.
Grammar.....	25c.	10c.	15c.
Geography.....	75c.	65c.	10c.
Speller.....	25c.	15c.	10c.
History of England and Canada.....	30c.	25c.	05c.
History of Canada.....	50c.	25c.	25c.
Physiology and Hygiene, or Hygiene.....	25c.	20c.	05c.
Drawing Books (5 numbers).....	25c. (1 book)	5c.	20c.

LARGE SAVINGS TO PURCHASERS OF PUBLIC SCHOOL TEXTS

It is estimated by a careful computation on the basis of the numbers of the new authorized text-books sold from the making of each contract to the end of 1913, compared with an equal number of the old books, that the savings on these books during the full term of the contracts will be as follows:—

Public School Readers, a saving of over.....	\$370,000
Copy Books, a saving of over.....	102,000
Arithmetic, a saving of over.....	107,000
Grammar, a saving of over.....	64,000
Speller, a saving of over.....	59,000
Geography, a saving of over.....	59,000
Hygiene, a saving of over.....	13,000
History, a saving of over.....	68,000

LARGE SAVINGS TO PURCHASERS OF HIGH SCHOOL TEXTS

The new policy of placing educational efficiency first, of having but one book in each subject where possible, and of securing, by open public competition, the lowest prices has resulted in large savings to pupils. Here are a few illustrations:—

Book	Former Price	Present Price	Saving
Arithmetic.....	60c.	40c.	20c.
Algebra.....	75c.	50c.	25c.
Geometry.....	75c.	40c.	35c.
Latin Book.....	\$1.00	60c.	40c.
Ancient History.....	1.00	75c.	25c.
British History.....	1.00	65c.	35c.

A careful estimate of the total savings on High School books computed on the same basis as that used in the estimate for Public School books gives the following remarkable figures:—

Arithmetic, a saving of over.....	\$29,000
Algebra, a saving of over.....	20,000
Geometry, a saving of over.....	25,800
Latin, a saving of over.....	23,000
Ancient History, a saving of over.....	7,500

Chemistry, a saving of over.....	3,800
Physical Geography, a saving of over.....	28,000
Bookkeeping, a saving of over.....	7,000
Reader, a saving of over.....	9,000
English Grammar, a saving of over.....	31,000
English Composition, a saving of over.....	6,000
History of England, a saving of over.....	20,000
French Grammar, a saving of over.....	17,000
German Grammar, a saving of over.....	5,900

TOTAL SAVINGS OF OVER ONE MILLION DOLLARS

Without including the total savings on the drawing books, which will exceed \$20,000, the savings on public school text-books during the term of the present contracts will exceed \$845,500; and the savings on High School books will exceed \$303,000. The total savings on all authorized text-books during the terms of the contracts will exceed \$1,168,000. Deducting from this total the cost to the province in the form of payments to authors, printers and electrotypers, there will remain a net saving of at least \$1,150,000. (Quoted from an official return presented to the Legislature, April, 1914.)

WIDE APPROVAL OF TEXT-BOOK POLICY

Ontario's school-book policy has attracted wide attention and favorable comment not only in Canada, but in the United States and Great Britain. In subject-matter and mechanical production the books rank with the best; in price they are the lowest on the continent. The Ontario Readers have been adopted in two provinces. Exclusive of the Readers, twenty of the Ontario text-books have been adopted in one or more of the Canadian provinces, and not infrequently at higher prices.

Work of the Hydro

HOW THE WHITNEY GOVERNMENT HAS SECURED ELECTRICAL POWER AT A MINIMUM RATE FOR DISTRIBUTION THROUGHOUT THE PROVINCE

Years ago, when the present Leader of the Government was in Opposition, he declared that the great water power of Niagara Falls should be utilized for the people of Ontario. At this time the Ross Government was engaged in allotting the power to various friendly corporations, and finally disposed of 400,000 h.p. In order to ensure that the people would have to pay toll to these corporations, it entered into an undertaking that the province would never develop power at Niagara Falls. Later on, to make doubly sure that the corporations would control the power, it gave, on the eve of its defeat, a block of power to the Electrical Development Company of 1,000,000 h.p., being about all the power that would be allotted to Ontario in the event of an apportionment of the water power between Canada and the United States. This Act was disallowed by the Whitney Government and the power was restored to the people of Ontario.

HYDRO-ELECTRIC OPPOSED

In pursuance of the policy of securing cheap power for the people, the Whitney Government appointed the Hydro-Electric Commission, which has dealt not only with Niagara, but with various other power centres, and is to-day controlling and developing throughout the province electrical power at cost. The work of the Commission has from the first been strenuously opposed by the Opposition supported by interested parties. Efforts were made at the outset to get the Federal Government to disallow the legislation of the province constituting the Hydro-Electric Commission. When these efforts failed, legal proceedings were instituted and litigation obstructed the Government at every point. The next move against the proposal was an attempt to prevent the Government from being able to raise the necessary funds and the campaign was carried on in England for the purpose of convincing financiers that the securities of the Province of Ontario which were offered to raise money for the Hydro-Electric would be a bad investment. Sir James Whitney personally went to England to prevent this campaign and succeeded in doing so. Subsequently, when the Government submitted its plans to the people of Ontario, the Opposition declared first of all that power could not be obtained at the figure promised; then it declared that a better way of developing power would be by means of gas engines; and, finally, when a contract for cheap power was secured at a rate much lower than had ever been contemplated, the Opposition affirmed that the proposed rate was far too high.

CHEAP POWER SECURED

Notwithstanding this, the Government, through the Hydro-Electric Commission, of which Honorable Adam Beck is the head, and of which Honorable J. S. Hendrie and Mr. W. K. McNaught are members, proceeded to secure cheap power for the people. It made a contract for power from the Ontario Power Company at \$9.40 per h.p. up to 25,000 h.p., and \$9.00 for the amount required when it exceeded that quantity. Transmission lines were built and other equipment provided at an investment of \$5,190,858. Forty-five municipalities associated themselves with the Commission in distributing this power. In 1913 there were 63,157 customers for light and 2,532 customers for power.

WORK OF THE HYDRO

The Niagara system last year distributed 435,751 h.p. at a total expense of \$017,252. The total receipts were \$751,191, showing a surplus of \$133, which is available towards depreciation and sinking fund. All other charges are provided for in the amounts mentioned.

MUNICIPALITIES MADE A PROFIT

The result of the operation of the Hydro-Electric system, so far as the municipalities are concerned, during the year 1913 is shown in the following table:—

	Rate	Yearly average H.P.	Receipts	Surplus	Shortage
Toronto.....	\$15.00	16065	\$240,975.65	\$33,323.75
Port Credit.....	31.00	63.4	1,811.39	304.22
Weston.....	30.00	255.9	7,643.19	411.93
Brampton.....	25.00	729.7	18,191.74	3,089.88
Milton.....	28.00	420.8	8,321.10	1,089.22
Mimico.....	30.00	224.1	3,194.52	2,520.07
Dundas.....	16.00	281.5	5,112.34
Hamilton.....	16.00	3652.2	66,939.10	949.69
Waterdown.....	26.00	48.3	1,240.28	12,228.77
Caledonia.....	29.10	28.9	809.14	137.51
Hagersville.....	33.21	152.4	1,569.87	320.24
Guelph.....	22.00	1580.4	34,825.19	1,191.65
Acton.....	36.00	59.4	1,741.22	7,766.61
Rockwood.....	38.00	27.5	214.44	31.16
Georgetown.....	36.00	87.6	655.44	457.60
Preston.....	21.50	1036.7	24,503.90	1,864.17
Galt.....	22.00	1129.4	27,299.17	7,665.65
Hespeler.....	23.00	317.3	7,604.67	8,088.18
Berlin.....	22.50	1357.2	30,538.14	2,084.13
Waterloo.....	23.50	427.3	10,042.35	6,664.17
New Hamburg.....	32.00	137.7	4,890.67	2,273.32
Baden.....	37.00	53.9	2,001.71	187.75
Stratford.....	30.00	697.7	20,930.00	354.73
Seaforth.....	40.00	194.9	8,022.54	4,916.65
Mitchell.....	37.00	180.9	6,692.37	1,387.43
St. Mary's.....	29.50	1640.5	49,755.56	1,362.93
Woodstock.....	23.00	823.3	19,059.06	12,911.24
Ingersoll.....	25.50	468.6	12,440.39	4,137.02
Tillsonburg.....	32.00	191	6,233.68	1,419.59
Norwich.....	32.00	92.7	3,109.04	522.98
Beachville.....	31.00	84.7	2,624.39	77.65
London.....	24.00	3076.1	74,800.58	352.06
St. Thomas.....	29.00	1495.5	43,119.04	17,790.39
Port Stanley.....	9. + 243.67	91.6	4,279.19	9,450.20
Totals.....		37165.1	751,191.66	141,062.12	7,122.71

SAVING FOR CONSUMERS

Comparing the rates charged by the Hydro-Electric Commission with the rates prior to the advent of the Hydro, the following savings to the users of power are shown:—

Municipality	Total Saving
Toronto.....	\$708,382.97
London.....	139,389.51
Guelph.....	17,108.64
St. Thomas.....	23,267.09
Galt.....	38,352.05

WORK OF THE HYDRO

Municipality	Total Saving
Woodstock.....	14,380.26
Preston.....	7,252.81
Waterloo.....	8,955.84
Norwich.....	2,170.14
Hamilton.....	67,835.70
Ingersoll.....	1,673.86
Collingwood.....	6,473.00
Midland.....	5,696.97
Penchang.....	2,030.04
St. Mary's.....	2,132.40
Seaforth.....	2,571.88
Tillsonburg.....	4,363.09

Total for 17 Municipalities..... \$1,052,036.25

Total cost of light only in 17 municipalities.....	\$ 742,048.69
Estimated cost of this service under rates in effect prior to advent of Hydro.....	1,794,084.94
Estimated saving to Hydro light users in 17 municipalities during 1913, based on the 1913 consumption.....	1,052,036.25
Total cost of light in 45 municipalities, included in the annual report, during 1913.....	1,111,988.29
Estimated saving on lighting cost to Hydro users in 45 municipalities during 1913, worked out in the same ratio.....	1,576,515.00

A positive statement of annual saving is impossible, as records of kw-h. consumption have not been kept in all municipalities, and in many cases the old rates were based on a sliding scale of discounts. The above figures may be accepted as fairly representing the actual money saving to the users of Hydro light. In cities where there is competition the customers of the private companies have benefited in the same proportion.

In addition to the information given in detail in these statements, the following summary is of particular interest and value, as it is the answer of the Municipalities to their experiment in the Municipal distribution of Hydro power:—

	Dec. 31st, 1913.
Number of municipalities included in report.....	45
Operating and maintenance expenses.....	\$1,511,048.00
Debenture charges and interest.....	479,995.00
Total annual expense.....	1,991,043.00
Total revenue.....	2,611,918.00
Gross surplus for year.....	620,875.00
Depreciation charge.....	230,480.00
Net balance, profits in excess of depreciation.....	390,395.00
Total plant value.....	9,196,483.00
Net debenture debt and overdraft.....	8,353,819.00
Accumulated gross surplus, invested in plant extension.....	861,381.00
Accumulated depreciation reserve.....	410,327.00
Net surplus from operation.....	451,054.00
Approximate number of consumers—Light.....	63,157
Approximate number of consumers—Power.....	2,532
Total.....	65,689

SURPLUS INVESTED

The outstanding features of the summary are that, while the Municipalities have invested in distributing plants to the value of \$9,196,483, carrying annual fixed charge for Interest and Sinking Fund of \$480,000, the surplus from operation in 28 Municipalities for two years and 17 Municipalities for parts of one year, amounted to \$860,000. Deducting from this profit a proper

depreciation charge to provide for deferred maintenance due to general decay and obsolescence amounting to over \$410,000, there is still a net surplus from operation of \$451,054, or over 10 per cent. of the total revenue of the two years or, in other words, the total revenue for the two years has been 10 per cent. greater than the cost of the service, including depreciation, although radical reductions in selling rates in many Municipalities were put into effect during the past year.

The gross surplus of \$861,381 has been invested in plant extension, so that as a result of the limited operation covered by this report the Hydro Municipalities have already acquired nearly \$1,000,000 of revenue-producing plant against which no debentures have been issued.

Nearly 10 per cent. of the total plant owned by the Municipalities has been financed from the surplus electrical revenues of considerably less than two years, although the rates to the consumer are in every case much lower than those in effect prior to the advent of Hydro.

DEMAND FOR POWER UNIVERSAL

In addition to the Niagara System, stations have been built in connection with the Severn System as follows: Penetanguishene, Barrie, Coldwater, Collingwood, Stayner. In connection with Wasdell's Falls District stations are in course of construction at Beaverton and Cannington. In connection with St. Lawrence system, stations have been built at Prescott and are in course of construction at Winchester and Chesterville. The aggregate capacity of transformers installed in all stations is approximately 240,000 h.p.

In fact, the demand for Hydro-Electric power has become almost universal throughout the province. Inquiries are daily being received from every part, including the north. As a consequence, contracts are now pending with Tilbury, Drumbo, Plattsville, Ayr, Princeton, Embro, Chatham, Wallaceburg, and estimates are being prepared and surveys made throughout Grey-Bruce district, in the east, and, in fact, throughout the province as fast as the engineering department can take the different sections up.

HYDRO-ELECTRIC RADIALS

The Legislature, at its last Session, amended the Act respecting Railways and approved of a standard agreement to be entered into, which forms part of the Act. The district known as the Markham-Uxbridge-Toronto system has been reported upon, and agreements are now being prepared preparatory to being submitted to the different municipalities for a vote at an early date. In addition to this, there are between 150 to 200 resolutions and petitions filed through the Attorney-General with this Commission, asking for service and estimates for Railway purposes covering the whole of the western part of the province and a considerable portion of the east, respecting which an Order-in-Council has been granted authorizing the Commission to investigate. They will be taken up in due course, and already a number of survey parties are in the field in connection with this matter.

RURAL POWER

The Commission have taken active steps in the past two or three years to supply the farmers' needs, and already a new era is dawning for the rural communities in this respect. In this connection it might be said that many millers have visited the Commission asking that lines be rushed to their district. They state that they are falling behind with mills using the power, and it is giving those that have the power a new lease of life, as they are able to compete with the big mills. Power is now in use on a number of farms, where it is giving every satisfaction, relieving the problem of hired help and in many ways making the farmer's life more comfortable and happy.

WORK OF THE HYDRO

Lines for the distribution of power in rural districts are completed and in the course of construction in the following districts: West Hamilton, Ancaster, East Flamboro, Etobicoke, York Township, Norwich, East Oxford, Glen Williams, Toronto Township, New Toronto, Oxford Township, North Yarmouth, East Zorra, West Oxford, and more will be undertaken as the work can be taken in hand.

The re-modelling and installation of electrical systems is being carried on in the different municipalities. This is done by the commission where a municipality has no adequate facilities for carrying on such work and is billed to them at actual cost and repaid to the Commission with accrued interest.

The above statements show the many diversified undertakings now in hand. The whole province is now covered and municipalities in every part under contract or contracts pending. It may be added that there is no public service body in the world to-day which has covered so wide a field in serving the people and which has been characterized by so many fields of endeavor and has met with such universal commendation.

Thirty Millions for Roads

IMPORTANT PROPOSALS OF THE GOVERNMENT COMMISSION— MUNICIPALITIES TO CO-OPERATE WITH THE PROVINCE— FIFTY THOUSAND MILES OF ROADS RECOMMENDED— PROGRESS IN NINE YEARS.

Good country roads are recognized by the Whitney Government as a first necessity for farm traffic, and it is their plan to take such steps as will bring the province to the forefront as a country of agricultural prosperity and good roads.

A Public Roads and Highway Commission was appointed by the Government in July, 1913, to thoroughly investigate the situation. The Commission promptly commenced their work, and as a result a comprehensive report was presented to the Government before the close of the last Session. That report made the following recommendations:—

An expenditure of thirty million dollars on road development in Ontario. County Roads, 7,500 miles, to be built to a high standard as good market roads.

Township Roads, 42,500 miles, to be brought to a good standard for ordinary traffic.

The cities to contribute to the cost of roads in the surrounding suburban areas.

Motor vehicles to contribute a fair revenue to the cost of roads.

The provincial subsidy for County road construction to be increased to 40 per cent.

The Provincial Government to make a grant of 40 per cent. for the maintenance of County roads.

The province to make a grant of 20 per cent. for Township roads.

The foregoing, among their recommendations, are now before the people for consideration. Legislation will be necessary to carry their proposals into effect.

WORK NOW GOING ON

Following the recommendations of the Commission, a staff is now actively engaged in preparing township and county plans, in investigating the road situation in all parts of the province, and preparations are being made so that every locality will be able to participate in the grants.

The report of the Commission points out the value of good main roads to cities, showing that cities are largely benefited, and that they should share in the cost. It is also proposed that motorists and railway corporations should contribute to the expense. From these sources the rural districts will be relieved from their present heavy charges for market and main roads.

Roads are broadly classified as "County" and "Township." County roads are expected to include the main market roads of each locality.

THE FINANCIAL ARRANGEMENTS

The Commission recommends that the Government subsidy for County roads be increased to 40 per cent.; that cities be required to contribute to the upkeep of adjacent main roads of a "Suburban" class, while the province, out of part of the revenue from the motor vehicle fund, give special assistance to the construction of heavily travelled "Inter-urban" roads, so that the townships through which such roads pass will not have to carry a burdensome charge for traffic originating outside of their boundaries.

Aid for maintenance to be given in the same proportion as for construction, viz. 40 per cent. It is regarded as a wasteful and useless expenditure to build good roads and thereafter neglect to keep them in repair. For this reason the Commission proposes that the resources of the province be drawn upon, in order that a good standard of maintenance may be reached.

Township roads are also regarded as deserving of special attention, in order that not merely a few market roads may be brought to a high standard; but that all may be raised to a standard suited to the traffic over them, and that every farmer will reap the benefit. To this end, instead of a large grant to County roads alone, a grant of 20 per cent. is recommended to be made for Township road improvement.

Special grants are proposed to villages having a large area and small population; while to townships having an excessive number of bridges Government aid is suggested so as to more nearly equalize the burden.

A plan of short-term loans, without interest, to townships is recommended. This is similar to the method followed in England, and it is anticipated will enable municipalities and progressive communities to finance such substantial work as they may desire with economy, and under a system of easy payments.

With 50,000 miles of rural roads in Old Ontario, it is anticipated that 7,500 miles will be constructed as first-class main or market roads, and that the remaining 42,500 miles will be brought to a fair standard as good gravel roads or well-drained earth roads. On construction a total expenditure of \$30,000,000 is proposed, the work extending over a period of fifteen years. Of this it is estimated that the province will pay \$12,000,000, cities \$6,000,000, and counties \$12,000,000. In addition to its share of construction, the province is asked to pay 40 per cent. of the cost of maintaining market or (county) roads.

NINE YEARS' PROGRESS

The Whitney Government has in the past realized to a marked extent the importance of good roads and their value to all citizens in New and Old Ontario. The Highway Improvement Act was so revised in 1907 as to guarantee to every county one-third of the estimated cost of constructing a system of main roads.

Under the Ross Government only seven counties had established county road systems, while at the present time twenty counties are operating under this Act. During the Ross administration only 1,600 miles were assumed for construction, while this has been increased since 1906 to 3,620 miles. The result of this progressive policy has been the more rapid construction of a large mileage of leading country roads throughout the province, of which one-third has been paid by the Government, thereby furnishing this desirable improvement to the country districts at a very low cost.

Real Temperance Reform

STRICT LAW ENFORCEMENT—LICENSES REDUCED—LOCAL OPTION MADE EFFECTIVE AND PERMANENT—MANY HELPFUL AMENDMENTS TO THE LIQUOR LAW.

Liquor Licenses:—	
1901	2,811
1914	1,600; Decrease, 1,214
Taxation of the Liquor Trade:—	
1904	\$ 620,123
1913	1,240,945; Increase, \$620,123
Municipalities under Local Option:—	
1906	96
1914	347; Increase, 251

The Liberal Party in this province, when in office, pledged itself to put into operation as large a measure of prohibition as the Legislature had power to enact. On two occasions the question was submitted by Liberal Governments to the electorate, accompanied by promises of prohibitive legislation, and large majorities in the affirmative were elicited. Neither the promises nor the plebiscites ever resulted in action. It was never intended they would.

In fact, the Liberals always played with the question for political purposes. The attempt to use the temperance question as a Party cry is, therefore, not surprising. It is the old game over again.

It is generally recognized, however, that substantial and permanent progress towards the solution of the question can be made only by an honestly enforced liquor law and by means of local option—closing shops and bars alike. This policy has resulted during the last eight years in the reduction of 1,214 liquor licenses in Ontario, being about one-third of the number formerly issued. It has made 347 municipalities "dry."

Local option unites all classes of the community, irrespective of politics, not only when the vote is taken, but in the effort, which is equally important, to enforce the law. Any plan which divides the temperance people into different political camps would make the temperance question again the sport and the victim of Party politics, as it was for years in Ontario under Liberal auspices, when no progress whatever was made.

In two ways the Whitney Government has worked successfully to promote sobriety; first by a thorough enforcement of the liquor laws, and second by improving local option and making it effective.

IMPROVEMENTS IN THE LAW

Various useful amendments have been made to the Liquor Law with a view to making its enforcement very efficient.

Inspectors are now under the control of the central authorities and have to comply with the requirements of the Department.

It is no longer possible for a second and third offence to be prosecuted as a first offence.

Convictions cannot be upset by technicalities.

Penalties for infraction of the law have been increased; in some cases doubled.

License fees have been largely increased, one-half of the increase going to the municipalities.

All liquor containing 2½ per cent of proof spirits is held to be intoxicating.

License holders are forbidden to hold office as Municipal Councillors, and a relative of a Municipal Councillor cannot be a license holder.

A limit of six ounces has been placed upon the amount of liquor which can be sold in a drug store.

Children are not allowed to buy liquor, as they formerly were, on a written order from the parent or guardian.

The Department has power to veto licenses which it considers should not be issued and uses the power.

Justices of the Peace no longer have the right to give orders for liquor.

Canva-sing in local option districts is forbidden.

Hotels have been closed on Christmas Day and Good Friday.

In cities and towns any one selling liquor must have a bar-tender's license, which is forfeited by any offence against the law.

Keeping liquor for sale without a license is made as serious an offence as for selling without a license, and the maximum fine was raised from \$200 to \$500.

Storing liquor by brewers or other persons for future delivery in municipalities in which no tavern or shop license is in force is made an offence against the Act.

Persons who are not bona-fide owners of the liquor who allow liquor to be stored on their premises are guilty of an offence against the Act.

Holders of tavern and shop licenses are forbidden to cash pay cheques or orders issued in payment of wages.

No tavern keeper is compellable to supply liquor except on a doctor's order.

Provincial License Inspector may inspect any unlicensed hotel and report on it to the Minister.

The sale of liquor in the vicinity of public works under construction may be prohibited by proclamation.

It is an offence for a person to be in an intoxicated condition owing to the drinking of liquor in a public place in a municipality in which the Local Option By-Law is in force.

Holders of tavern licenses are restricted to sales for consumption on the premises, so that no liquor brought in a tavern can be removed from the licensed premises.

The consumption of liquor in any livery stable or other building in which the public are in the habit of resorting is prohibited.

The hours of selling are reduced so that liquor cannot be sold until eight o'clock in the morning, instead of at six.

A person who supplies liquor to another person known to him to be on the prohibited list can himself be prohibited for twelve months.

All fines imposed in local option municipalities are now made available for the enforcement of local option in the whole License District.

It is an offence against the Act for a person to be in an intoxicated condition in any municipality, whether local option or otherwise, where no tavern or shop license is issued.

The administration of the law in Scott Act counties is facilitated by providing that one-half of any deficiency in the expenses for enforcing the law will be made up by the province.

REDUCTIONS IN LICENSES

In carrying out the policy of reform, a reduction in the number of licenses has been effected. The following table shows the licenses issued in the last year of the old regime and the number issued down to the present:—

Licenses issued, 1904-5—	
Tavern	2,516
Shop	298
Total	2,814

REAL TEMPERANCE REFORM

35

Licenses issued, 1907-8—		
Tavern	2,102	
Shop	265	
Total	2,367	2,367
Licenses issued, 1908-9—		
Tavern	2,002	
Shop	253	
Total	2,255	2,255
Licenses issued, 1909-10—		
Tavern	1,866	
Shop	245	
Total	2,111	2,111
Licenses issued, 1910-11—		
Tavern	1,621	
Shop	226	
Total	1,847	1,847
Licenses issued, 1911-12—		
Tavern	1,537	
Shop	221	
Total	1,758	1,758
Licenses issued, 1912-13—		
Tavern	1,469	
Shop	219	
Total	1,688	1,688
Licenses issued, 1913-14—		
Tavern	1,383	
Shop	217	
Total	1,600	1,600
Reduction in nine years		1,214

LOCAL OPTION MADE EFFICIENT

When the Whitney Government took office the local option law was working in an unsatisfactory manner. Municipal councils could over-rule the will of the people, and stability was wanting. Above all, the law, where in force, was not efficiently administered, and thus was in danger of failure without fair trial.

HOW THE LAW STOOD

Under the law as it stood prior to 1906 the following conditions prevailed:—

The people could not exercise the right of voting on the question, no matter how strong their desire might be, unless the municipal council agreed that a vote might be taken.

If a vote was conceded by the council, and local option carried, the principle could not be enforced, in other words, the will of the people could not rule, unless the municipal council was agreeable.

Thus, an overwhelming majority might desire to exercise the restrictions allowed under local option, and a majority of one in the council could prevent the submission of a by-law, or the carrying of the by-law into force after it had been endorsed by the people.

Again, the law was easily repealable. If the council had permitted the law to go into force it could allow a re-submission of the question when, on a bare majority, the municipality could return to the licensing system.

STABILITY FOR UNCERTAINTY

Uncertainty prevailed in respect of this important question, and the desire for stability and for a fixed policy was universal.

The Government solved the difficulty by taking the following course:—

It decided that the municipal council should no longer have the right to prevent the submission of a local option by-law when desired by the people. To effect this reform its legislation provided that a by-law shall be submitted when a petition signed by 25 per cent. of the electors has demanded such action.

It further provided that after the vote has been taken the municipal council shall have no power to thwart the will of the people, if, of the votes cast, three-fifths are in favor of a change.

Again it so reformed the law as to make it declare that the local option system cannot be abandoned, and the license system restored, unless a majority of three-fifths of the municipal voters vote in favor of repeal.

Briefly recapitulated, the new law took from the municipal councils the right to oppose the desires of the electors, and provided that if 25 per cent. of the voters ask for the by-law, the question shall be submitted, and that if a three-fifths vote favors local option the principle shall come in force, and shall not be repealed unless a three-fifths majority says so.

THE THREE-FIFTHS PRINCIPLE

The Government adopted the three-fifths principle because high authorities on this question have taken the ground that a prohibitory measure, to be effective and lasting, must be backed by a public sentiment that is stronger than a simple majority would seem to indicate.

Some reformers—Chancellor Burwash, the late Rev. Dr. Warden and the late Rev. Dr. Potts—have maintained that a two-thirds vote should be required as the preliminary to the carrying into force of a prohibitory law. The two-thirds requirement has been adopted in Queensland and Cape Colony, but the three-fifths requirement has been accepted as sufficient in other portions of the Empire, and Ontario has agreed to that provision.

The test of the three-fifths provision is to be found in the results achieved by it. The results cannot be viewed as unfavorable. Municipalities to the number of 347 are now under local option, compared with 96 previous to 1906. So that under the three-fifths system nearly four times as many municipalities have been brought under local option as in all preceding years.

Hon. Mr. Hanna, in explaining the three-fifths provision, during the session of 1908, declared that the Government wish to give it a fair trial. He added: "If, after a fair trial, it proved to be unsuccessful the Government would be as ready to repeal the clause as it was to adopt it."

OTHER VITAL CHANGES

Other changes made in the law make for the improvement of the measure.

Thus, the Government has provided that a local option by-law cannot be set aside because of some trifling technicality.

Also, the law cannot be set at naught by persons canvassing for orders for liquor in local option municipalities.

Again, the law is not now left to administer itself. The Government has special provincial officers to prosecute offenders where the local authorities fail to act.

Further, funds are provided for the enforcement of the law where the local receipts are insufficient.

PRAISED BY THE TEMPERANCE PAPERS

The law as it now stands is spoken well of by temperance authorities. The Pioneer organ of the Dominion Alliance (Nov. 11th, 1910), says:—
"One of the best forms of local option is that in force in the province of Ontario."

UNSOLICITED TESTIMONY

General Booth, on Ontario's management of the Liquor traffic: "In this respect Ontario leads the world."

Rev. Len. H. Spence, on amendments to Local Option Law, 1912: "The best strokes of legislation along temperance lines that had been enacted by any Legislature within recent years."

Organ of the Dominion Alliance on law enforcement: "The liquor laws are carried out in a manner that reflects credit upon the Government in general, and in particular upon the gentleman who is at the head of the license department."—"Pioneer" March, 1910.

Mr. Joseph Gibson, President Ontario Alliance: "You did your duty. You said at the start that you would make the license holders keep hotel, and you did."

Workmen's Compensation

MOST ADVANCED LEGISLATION YET ADOPTED BY ANY COUNTRY

On May 1st, 1914, there was placed on the Statute Books of Ontario the Workmen's Compensation Act. It is admitted on all hands that the Act is the most advanced piece of legislation that has yet been enacted in any province of the Dominion, or in any State of the Union, or in any of the countries of the Old World.

Some of the salient features of the Act are as follows:—

(1) If a workman is injured he is entitled in every case to compensation, unless the injury was caused solely by his serious and wilful misconduct, and even where the injury was caused solely by his serious and wilful misconduct, compensation must still be paid if the injury results in death or serious disablement.

(2) There is no waiting period during which no compensation is payable. It is true that the injury must last more than seven days, but if it does the compensation dates back to the date of the injury.

In most states and countries a definite period, generally of at least two weeks, is fixed during which no compensation is payable.

(3) All law suits are done away with. The workman simply sends his claim to the Board. The Board receives a report from its local official, and awards the compensation without ever seeing the workman or his employer. Nothing is deducted from the compensation to pay costs.

(4) The compensation cannot be garnished or attached by a creditor.

(5) The scale of compensation is generous—

1. Where the injury results in death—

\$75 for burial expenses.

\$20 monthly to widow and \$5 monthly for each child under 16.

\$10 monthly to each child where there is no widow.

If the widow marries again she gets a lump sum equal to the total of the weekly payments for two years.

2. Where a workman is permanently disabled he receives a weekly payment during his lifetime equal to 55 per cent. of his average weekly earnings.

Under most laws there is a limit fixed to the total amount which a workman may receive, but under the Ontario Act there is no limit fixed, because he receives 55 per cent. of his wages as long as he lives. If his wages run as high as \$2,000, and he lives forty years after his injury, he will have received a total of \$44,000.

(6) Payment of compensation out of the Accident Fund is practically guaranteed to the workman by the province, provision being made for payment out of the Consolidated Revenue Fund of Ontario wherever the Accident Fund runs short, and the Board is also required to raise, by assessments on the employers, reserve funds sufficient to meet all future payments for compensation. The province contributes annually \$100,000 towards the cost of administering the Act, and a further \$26,000 to pay the salaries of the members of the Board.

Millions to Reduce Taxes

HOW THE GRANTS TO MUNICIPALITIES HAVE BEEN
INCREASED—GRANTS DOUBLED IN NINE YEARS
—TWO MILLION A YEAR TO REDUCE DIRECT
TAXATION PAID TO MUNICIPALITIES

1904	\$1,015,128
1913	2,190,866
Increase	<u>\$1,175,738</u>

The policy of the Whitney Government on the subject of the relations of the province to the municipalities is the reverse of that of its predecessors. The late Government took from the municipalities in order to swell the provincial revenue. The Whitney Government gives to the municipalities in order to reduce their taxation, and to lighten the burden carried by the people.

A SHARE OF THE RAILWAY TAXES

The plan of the Ross Government for the collecting of taxes from the railways turned all the revenue into the provincial treasury. Under the Whitney Government it was recognized that the municipalities should receive consideration, and therefore half of the railway taxes, after the cost of collection was paid, was allotted to the province and half to the municipal treasuries.

For eight years this plan has been in operation. Under it the municipalities have received the following sums:—

1904—(Ross Government).....	Nothing
1906—(Whitney Government).....	\$80,280
1907—“.....	81,547
1908—“.....	72,999
1909—“.....	92,408
1910—“.....	83,402
1911—“.....	76,010
1912—“.....	78,814
1913—“.....	82,097
Total.....	<u>\$647,640</u>

The amounts that have been received by each county are the following:—

County or District	Total from 1906—1913
Algoma.....	\$11,907
Brant.....	10,678
Bruce.....	17,217
Carleton.....	26,937
Dufferin.....	6,915
Dundas.....	5,888
Elgin.....	12,620
Essex.....	23,000
Frontenac.....	9,026
Glengarry.....	5,401
Grey.....	19,678
Haldimand.....	7,115

MILLIONS TO REDUCE TAXES

County or District	Total from	
	1906	1913
Haliburton.....		2,570
Halton.....		5,108
Hastings.....		17,345
Huron.....		17,670
Kenora.....		2,665
Kent.....		20,882
Lambton.....		15,263
Lanark.....		11,181
Leeds and Grenville.....		17,896
Lennox and Addington.....		5,524
Lincoln.....		9,103
Manitoulin.....		4,719
Middlesex.....		18,433
Muskoka.....		8,152
Nipissing.....		11,929
Norfolk.....		7,340
Northumberland and Durham.....		14,639
Ontario.....		11,214
Oxford.....		15,047
Parry Sound.....		8,048
Peel.....		5,817
Perth.....		15,116
Peterborough.....		10,938
Prescott and Russell.....		14,665
Prince Edward.....		5,311
Rainy River.....		4,086
Renfrew.....		19,758
Simcoe.....		19,831
Stormont.....		4,088
Subdury.....		5,973
Timiskaming.....		1,808
Thunder Bay.....		7,482
Victoria.....		6,428
Waterloo.....		14,619
Welland.....		11,927
Wellington.....		13,236
Wentworth.....		12,076
York.....		93,371
Total (1906 to 1913 inclusive).....		\$647,640
Prior to 1906.....		Nothing

MORE FROM LICENSES

Under the old plan for the distribution of the license fees between the Government and the municipalities, the Government received the lion's share and the municipal revenue was subject to decrease.

The Whitney Government determined to divide the license money between the province and the municipalities, each to have half. The result is a great increase in the municipal receipts from this source, notwithstanding the large number of municipalities now under local option. The following comparison for two years shows how the situation has changed:—

1913—Paid to Municipalities.....	\$341,977
1904—Under Ross Government.....	228,784
Increase under Sir James Whitney.....	\$113,193

MORE FOR EDUCATION

Increases have been made in the grants to the municipalities for school purposes. The additions to the school grants are as follows:—

	1904	1913
Schools in Counties.....	\$123,750	\$382,585
District Schools.....	47,902	102,635
High Schools.....	106,933	149,951
Continuation Classes.....	18,230	68,511
	\$296,815	\$703,682
		296,815
Total increase.....		\$406,867

MORE FOR GOOD ROADS

For main county roads the late Government gave assistance, but limited it total outlay for this purpose to a million dollars. The present Government determined to give assistance to the people to build and improve roads without putting any limit on the amount to be granted. For main roads any county can get from the Whitney Government one-third of the amount it spends. The payments for roads have been increased thus:—

1904—(Ross Government).....	\$ 97,031
1905—(Whitney Government).....	46,081
1906—(Whitney Government).....	95,141
1907—(Whitney Government).....	115,969
1908—(Whitney Government).....	107,524
1909—(Whitney Government) (ten months).....	132,480
1910—(Whitney Government).....	150,316
1911—(Whitney Government).....	179,688
1912—(Whitney Government).....	244,688
1913—(Whitney Government).....	288,367

The counties which participated in the grants in 1913 were the following:—

County	Government Expenditure	Grant
Carleton.....	\$28,301.95	\$ 14,400.98
Frontenac.....	10,967.85	5,483.93
Halton.....	56,939.46	28,469.73
Haldimand.....	21,968.71	10,984.35
Hastings.....	33,758.93	16,879.46
Lanark.....	2,936.55	1,468.27
Leeds and Grenville.....	45,120.39	22,560.19
Lennox and Addington.....	11,515.62	5,757.81
Lincoln.....	9,541.94	4,770.97
Middlesex.....	47,622.60	23,811.29
Oxford.....	11,541.43	5,770.71
Peel.....	15,382.01	7,691.00
Perth.....	14,076.81	7,038.40
Prince Edward.....	35,702.61	17,851.31
Simcoe.....	12,784.17	6,392.08
Welland.....	29,399.81	14,699.90
Wellington.....	20,820.73	10,410.36
York.....	167,853.84	83,926.92
	\$576,735.41	\$288,367.66
		576,735.41
Total Expenditure.....		\$865,103.07

MILLIONS TO REDUCE TAXES

MORE FOR COLONIZATION ROADS

The building of colonization roads began long before Confederation. The late Government continued the policy. The present Government extended it, and has made the expenditures for the giving of accommodation to the settler and for the opening up and development of new territory more liberal than ever before.

The colonization road grants under the Whitney Government compared with the grants by the Ross Government, of which that of 1904 is a sample, stand thus:—

1904—(Ross Government)	\$166,065
1905—(Whitney Government)	178,313
1906—(Whitney Government)	219,559
1907—(Whitney Government)	351,530
1908—(Whitney Government)	459,854
1909—(Whitney Government) (ten months)	449,209
1910—(Whitney Government)	452,745
1911—(Whitney Government)	485,214
1912—(Whitney Government)	524,112
1913—(Whitney Government)	406,341
Total in nine years	\$3,526,877

The Colonization Road expenditures for 1913 are as follows:—

East Division

Addington	\$ 6,453
Frontenac	4,860
Hastings East	1,954
Hastings North	9,775
Lanark North	3,112
Lanark South	299
Leeds	1,001
Lennox	851
Nipissing	16,186
Northumberland East	650
Ontario North	699
Peterboro East	3,545
Peterboro West	3,175
Renfrew South	9,691
Renfrew North	12,074
Sturgeon Falls	15,436
Victoria East	6,883
Victoria West	2,349

North Division

Algoma	\$26,544
Fort William	14,115
Kenora	12,320
Manitoulin	17,878
Port Arthur	18,446
Rainy River	14,368
Sudbury	22,527
Sault Ste. Marie	15,879

West Division

Bruce North	\$ 6,074
Muskoka	6,910
Parry Sound	19,475
Simcoe East	3,918

Temiskaming Division

Temiskaming South	\$50,761
Trunk Roads, General and Miscellaneous	\$77,811
Grand Total	\$406,341

MORE FOR HOSPITALS AND CHARITIES

The grants to the municipalities for hospitals have been increased. The grants to hospitals per patient was formerly 17 cents per head; the Whitney Government has made it 20 cents per head.

The Whitney Government has added to the list of institutions entitled to receive aid from the Provincial Treasury, sanitoria for consumptives, of which there are now 8 in Ontario.

A comparison of the grants in 1904 and 1913 makes the following showing:—

	1904	1913
Hospitals and Charities	\$235,966	\$368,402
		235,966
Increase		\$132,436

WHAT THE PEOPLE GET BACK

The grants which aid the people in building roads, in supporting their schools, in providing for the sick and the poor, and in reducing municipal taxation have been increased thus since the Whitney Government took office:—

	1904	1913
From Railway taxes	Nothing	\$ 82,097
From license fees	\$228,784	341,977
For the schools	286,815	703,682
For roads	97,031	288,367
For colonization roads	166,532	406,341
For hospitals and charities	235,966	368,402
Total grants	\$1,015,128	\$2,190,866
Less the Ross Government grants		1,015,128
Increase under the Whitney Government		\$1,175,738

The Whitney Government returned to the people \$1,175,738 more in a year than the Ross Government did.

Labor Interests Advanced

FREE EMPLOYMENT BUREAUS ESTABLISHED—INSPECTION OF FACTORIES IMPROVED—ADVANCED LEGISLATION REGARDING SCAFFOLDING AND CHILD LABOR WORKMEN'S COMPENSATION ACT FOR INJURED WORKMEN—BOILER INSPECTION—STATIONARY ENGINEERS' BOARD.

Free Employment Branches:—	
1904.....	0
1913.....	6
Employment Secured for Applicants:	
1904.....	0
1907-13.....	5,342
Factory Inspectors:—	
1904.....	6
1913.....	11
Boiler Inspectors:—	
1904.....	0
1913.....	7
Stationary Engineers' Board:—	
1904.....	0
1913.....	3
Trades Union Reporting on Wages:—	
1904.....	208
1913.....	491
Employers Making Reports:—	
1904.....	174
1913.....	921

The above figures illustrate the growth of the efficiency and activity of the Ontario Bureau of Labor. Under the present administration the Bureau has also been instrumental in adjusting labor difficulties, and in securing the enforcement of the prevailing rate of wages on public works. It has compiled a vast amount of information regarding the industries of Ontario.

ADVANCEMENT OF PUBLIC OWNERSHIP

Statistics from the municipalities show the advancement of Public Ownership to the vast amount of over \$45,000,000, which is by no means the total amount. There is no doubt that the Hydro-Electric of this province is entitled to credit for the great advancement in Public Ownership.

PROTECTION OF WORKMEN

For the protection of men employed in the building trade a measure was enacted providing for the supervision of scaffolding by qualified inspectors. Certain rules were laid down which are calculated to reduce the dangers of this occupation to a minimum, and thus reduce, if not prevent, loss of life in this connection.

FACTORY WORKERS SAFEGUARDED

Laundries brought under factory inspectors. Age of Elevator Operators regulated. Boiler Inspection Act extended to include all boilers except residences and boilers used only for agricultural purposes, and inspectors prohibited from giving evidence in connection with a factory inspected. Owners of factories to furnish plans before altering or erecting a new building. Hydro regulations to apply to all factories, shops and office buildings. Fire protection required. Storing inflammable materials regulated. Restricting bake-shops from being below the ground line. Shower baths in foundries; also wash-rooms in factories, shops and office buildings. Examining Board established for stationary engineers. Chinese prohibited from employing white female labor. All undesirable immigrants are deported.

CHILD LABOR RESTRICTED

The evils of child labor have been fully recognized. No child under fourteen years of age may now be employed in a shop during the school term. At other times no child under twelve years can be employed.

COMPENSATION FOR INJURIES

In order that workmen who sustain injuries while following their occupations may receive proper compensation, the Government has passed a Workmen's Compensation Act which is looked upon as the most advanced legislation on the continent of America. It secures for permanent injuries some 55 per cent. of previous earning ability, and in case of death securing the widow or dependents a fair pension.

PRISON LABOR ABOLISHED

Under the present administration prison labor no longer comes into competition with free labor. Formerly the labor of prisoners was farmed out to contractors, who used it to manufacture goods at a lower cost than free labor could manufacture them, and sold these goods on the open market. All this has been changed, and prisoners are required now to work to supply their own necessities.

EIGHT-HOUR DAY FOR MINERS

Legislation was adopted providing that miners working underground shall not be employed more than eight hours in any working day.

Greater Ontario

**FIVE MILLIONS BEING SPENT ON NORTHERN DEVELOPMENT—
A VAST ADDITION TO THE TERRITORY INCLUDING HUDSON
BAY PORT—TIMBER RESOURCES WELL MANAGED—
GOOD MINING LAWS—GOVERNMENT RAILWAY
EXTENDED**

Under the auspices of the Whitney Government 146,400 square miles have been added by the Dominion to the Province of Ontario, being known as the District of Patricia and securing to this province a Port on Hudson Bay by means of a strip of land five miles in width from over northern boundary to Port Nelson.

The work of developing our great northern heritage inaugurated by the present Government has been carried on with vigor and effectiveness. Large and increasing sums of money from year to year have been expended by the Colonization Roads Department in the construction of colonization roads; by the Public Works Department in the construction of bridges, drains, buildings and other works; by the Education Department in educational purposes, and particularly in special help to poor schools in the newer and outlying settlements; and by the Agricultural Department in providing District Representatives, supplying thorough-bred cattle, the establishment and maintenance of experimental farms, and in other ways stimulating settlement and agricultural activity in that section of the province.

INDUSTRIAL DEVELOPMENT

The Government has been successful in securing the construction of large plants in addition to those heretofore established for the manufacture of pulp and paper and other wood products at Abitibi, Metogami, Dryden, Fort Frances and elsewhere in the north, thus furnishing markets for the timber the settlers have to sell and greatly aiding in the building up and development of the country generally.

\$5,000,000 FOR DEVELOPMENT

In addition to the large sums above referred to annually expended for works in the north, in 1912 the sum of \$5,000,000 was set aside for the construction of works and improvements, the making of roads, the development of water powers, the advancement of settlement and colonization, assistance to settlers, the improving of transportation and the encouragement and assistance of agriculture in the north.

Mr. J. F. Whitson, a man of outstanding ability and integrity, and understanding and appreciating to the full the resources and possibilities of Northern Ontario and its requirements, has been appointed Commissioner of Northern Ontario Development and charged with the expenditure of this fund; and, under his direction, \$1,274,225 has already been expended in this work. In 1912 considerable progress was made in the construction of roads in Timiskaming. During the year 1913 work was carried on in every section of Northern Ontario, extending from the Quebec boundary to the Rain River valley. Seven hundred and sixty-four miles of road have been constructed, a large mileage of drains dug, and bridges and other important necessary works have been completed.

RESULTS OF GOVERNMENT POLICY

The beneficial results of the far-seeing and energetic policy of the Government are to be seen on every hand. The condition of the settler has been vastly improved, his prospects brightened, his land enhanced in value, and hope given him for the future. Settlers of a splendid type, well fitted for this north country, are taking up land in ever-increasing numbers, particularly in Rainy River, Thunder Bay, Algoma and Timiskaming. In the last-named district several hundred more settlers have gone in and taken up land in the last two years than in all the years prior thereto. When the National Transcontinental Railway, the Canadian Northern Railway and the Algoma Central Railway are fully completed and in operation, and the lands tributary to these lines thrown open for settlement, it is confidently expected settlement will proceed in Northern Ontario in a most satisfactory manner and as rapidly as prudence and judgment will desire.

TIMBER RESOURCES CONSERVED

The Whitney Government has continued the sound policy introduced by it when taking office of selling only such timber as is damaged by fire, and must of necessity be cut in order to save its value to the public, and when selling has divided the territory up into small berths so that the men of limited means might have an opportunity of purchasing timber. Further, it has kept up the practice of putting the timber up for sale at a rate per thousand feet instead of in large areas by the square mile, by which practice it is ensured that all the timber on the territory sold shall be paid for.

TIMBER DUES RAISED

A considerable increase in the value of standing timber under license having taken place, the Government considered the time had arrived when an increase in timber dues and ground rent should be made in order that the province might share to a reasonable extent in the increment or value. Accordingly the rate of dues on old licenses was increased from \$1.00 to \$1.50 per thousand feet board measure, and on square timber from \$20 to \$50 per thousand feet cubic, and the ground rent all over the province was increased from \$3.00 to \$5.00 per mile. A substantial increase in revenue has been the result of this policy.

In view of the fact that the licensees were the principal beneficiaries in the protection of the standing timber on their limits from fire, the Government has also arranged with the licensees that they shall pay the whole cost of fire-ranging on lands which are under license, instead of the province paying one-half, as had hitherto been the practice. The licensees agreed to this, and the province was relieved of a considerable expenditure of money, which was devoted to giving increased protection by fire-ranging the timber on the unsold lands and property of the province.

There has been no relaxation in the efficiency of fire-ranging on licensed lands, the territory under license being divided into districts and a qualified ranger being put in charge of each district to see that the licensees put on the proper number of fire-rangers to protect the territory, and that they were kept on duty during the dangerous period and performed their work. It has also placed fire-rangers along the lines of railway construction through the rear part of the province to see that proper care was exercised by contractors and others in the use of fire.

FOREST RESERVES INCREASED

A further step in the direction of the conservation of Crown timber was taken by adding 1,896 square miles of timber lands to the Mississauga Reserve. Ontario now has six Reserves, with an area of 19,000 miles, specially set apart for the conservation and protection of timber, the idea being to put into forest reserves and withdraw from sale for settlement or other purposes all areas where there are large bodies of Pine timber.

CONSERVATION OF FORESTS

The Algonquin Park now contains an area of 2,741 square miles. It is one of the finest natural parks in the world, lying on the highlands between the Georgian Bay and the Ottawa River.

Previous to the Whitney Government coming into office, the whole Park had been under timber license—certain portions of it for all kinds of timber, and certain portions for the Pine timber only.

This year there has been added to the Park 700 miles additional territory. This is territory unfit for settlement and suitable only for growing timber.

Following up the policy of conserving the timber in the Park for future public use, and to re-forest as well as preserve the beauty of it where it can be done without too great expense, negotiations were entered into in 1910 by which a surrender of 219 miles of the Park was obtained from the licensees.

This year a surrender was acquired from the licensees of an additional 306 miles, thus getting back absolutely into the Crown 525 miles of timber lands in the Park.

BONA-FIDE SETTLERS PROTECTED

The Government has endeavored, by inspection, to ensure that lands are not taken up in order to despoil them of their timber. It has required a strict compliance with the conditions of settlement, and has appointed homestead inspectors for the purpose of seeing that the land applied for is suitable for settlement. Where settlers do not go into residence and improve it resumes the land and sells it to those who will become bona-fide settlers or be cancelled in their turn. The settlement of the back country has made good progress, especially in the Temiskaming and Sudbury regions, as the figures of the census will show. The influx has been due to the facilities for getting into that country afforded by the construction of the Temiskaming & Northern Ontario Railway to Cochrane, and a branch to the Porcupine gold-fields. Since the T. & N. O. Railway reached Cochrane a Crown Lands Agency was opened, an Agent appointed, and a number of Townships placed on the market.

Although no large timber sales have been held, the revenue of the Department of Lands, Forests and Mines has been larger than that of the Ross Government. For example, the average annual revenue of the Department of Lands, Forests and Mines for the last four years of the Ross Government was \$2,094,156, and the annual revenue from the same Department since the Whitney Government came into power has been \$2,594,069.

PRODUCTION OF THE MINES

1904.....	\$11,572,647
1913.....	\$53,203,484

THE PEOPLE'S SHARE

1904.....	\$45,304
1913.....	\$621,484

The mining industry of Ontario never before made so much progress as it has done during the Whitney administration. This is plain from the official figures of production, which are as follows:—

Last Six Years of the Old Government—

Year	Value of output
1899.....	\$8,416,672
1900.....	9,298,624
1901.....	11,831,086
1902.....	13,391,634
1903.....	12,870,593
1904.....	11,572,647
Average per year.....	11,230,209

Last Six Years of the New Government—

Year	Value of output
1908.	\$25,637,617
1909 (10 months)	32,081,375
1910	39,313,805
1911	41,976,797
1912	48,341,612
1913	53,203,484
Average per year . . .	40,242,463

ADMINISTRATION LOCALIZED

Among the first acts of the new Government was to overhaul the Mining Law—a process that was much needed. The old law centralized everything in the Department at Toronto, and complaints of delay were rife. The new law placed a Recorder in every Mining District, and gave him power to accept applications for claims, without reference to Toronto.

Under the old Act the grant or lease could be obtained at once, but the title might be cancelled if so much money was not spent on development work, and in the case of a lease, so much rent paid every year. The new Act put the horse before the cart, and required a specific amount of work to be done before the Crown Deed could be given. Thus when the deed issued, the tenure was secure, a most important feature in mining. Formerly, the prospector was not required to put up any discovery or other posts, but simply filed his application in the Department; the new law obliged him to erect a stake at each of the four corners of his claim, and a post on the outcropping of mineral, with his name and the number of his license, thus giving notice to all coming on the ground that he had made a find and claimed the location.

The old law charged three or four different prices for mining lands, depending upon how far they were from a railway, whether in surveyed or unsurveyed territory, etc., and the prospector found it difficult to tell how much he would have to pay per acre. The new law divided the mining lands of the Crown into two classes only, surveyed and unsurveyed, and placed a price of \$3.00 per acre on the former and \$2.50 on the latter.

DISPUTES PROMPTLY SETTLED

Previously all disputes arising in connection with unpatented mining lands were settled by the Department. Whether rightly or wrongly, unsuccessful disputants were apt to attribute their want of success to political influence unfairly brought to bear against them. In reforming the Act the new Government determined to remove this cause of complaint, and provided for the settlement of disputed claims entirely outside of the Department. The Recorders were given power to decide in the first instance, and a new officer, called a Mining Commissioner, was appointed, to whom an appeal from the Recorder might be taken. If the Commissioner's decision was not satisfactory to either side, an appeal might be had to the ordinary Courts of the land. In any case, the Department was relieved of the onus of settling disputes between rival claimants, which are bound to arise under any conceivable kind of mining law, especially where the lands are, or are believed to be, valuable.

The operation of the new Act has justified the changes which were made. The law on the whole works smoothly; localized administration and prompt, inexpensive settlement of disputes being undoubted boons to the prospecting and mining community. The appointment of a Mining Commissioner has been of the greatest advantage. The Commissioner goes to the scene of the dispute, hears the evidence submitted by both sides, and gives his judgment at once or at most in a few days. Political influence is eliminated, justice is done, and that speedily—an ideal condition for mining contests, in which time is often a most important element.

THE PEOPLE NOW SHARE

In another direction the Whitney Government displayed both wisdom and courage. It has now come to be accepted that the public domain should be administered with regard to the rights of the people as a whole, as well as of the individuals who are directly interested. The mineral wealth of the province, having been placed in the ground by the bounty of nature, it is only reasonable that a fair share should accrue to the Public Treasury and assist in defraying the expenses of the Public Service. In framing a law it was necessary to have regard to the character of the mining industry, in which the disappointments are many, and the prizes few, but may be very great. It would not do, on the one hand, to impose a burden so heavy as to strangle or hamper mining enterprise, or on the other hand, so light as to be useless for revenue purposes. Accordingly the fair and equitable principle was adopted to impose a tax only on net profits, and to exempt altogether a minimum of profit amounting to \$10,000 per annum. Thus, if a mine were operated at a loss, or at a profit not exceeding \$10,000 per year, it pays nothing; if it clears more than \$10,000 per year, it pays 3 per cent. on the excess. The Act dealing with this matter (R.S.O. 1914, chapter 26) sets out fully the expenses which may be deducted before profits are arrived at, and these expenses cover all the necessary outlays in operating a mine, but do not include dividends or allowance for exhaustion of mineral. A tax of two cents an acre was imposed on mining lands in unorganized territory, also a tax of two-tenths of a cent per 1,000 cubic feet on Natural Gas. The total receipts from the sources of revenue thus provided, up to the 31st of October, 1913, were \$972,871, a sum which, while in no way bearing hardly upon the mining industry, was very useful in providing the funds required for the management and development of the province.

MINING ROYALTIES RECEIVED

A further, and even larger, item of receipts had its origin in the business-like administration of mining affairs by the Whitney Government. Certain areas, in territory known to be valuable, were offered for sale at public competition, and knocked down to the highest bidder. For the bed of Cobalt Lake \$1,085,000 was received, and for part of the bed of Kerr Lake \$178,500, and a royalty of 10 per cent. On the latter location were developed the well-known Crown Reserve Silver Mine, which, in addition to the cash purchase price, had up to the 21st of October, 1913, paid in royalties \$705,641. A few other properties, notably the O'Brien Mine, and the Hudson Bay Mine, under special arrangement, also pay royalty on their output. The receipts from these bring the total revenue for mining royalties received by the present Government to the 31st October, 1913, up to \$1,762,364. The Ross Government did not receive one cent.

THE OLD AND THE NEW WAY

A comparison of receipts from mining sources during the last four years of the old Government, and the period since the new Government assumed office, make a remarkable showing:—

OLD GOVERNMENT

1901.....	\$85,967
1902.....	86,256
1903.....	65,182
1904.....	45,304

Average per year, \$70,677.

NEW GOVERNMENT

1905.....	\$ 65,073
1906.....	250,120
1907.....	1,730,078
1908.....	537,530
1909 (10 months).....	977,157
1910.....	940,140
1911.....	798,920
1912.....	633,778
1913.....	621,484

Average per year, \$728,253.

That is to say, the average yearly receipts during the Whitney Administration have been over ten times as great as those for the last four years of the Ross Government. This result was not brought about by excessive taxation, or special tributes levied upon the mining industry, but simply by careful, shrewd management, and taking advantage of opportunities to obtain a reasonable share for the public chest of the vast wealth brought to light, particularly in the Silver Mines of Cobalt.

EXPERTS EMPLOYED

The Whitney Government has shown itself solicitous to promote the welfare of the mining industry, which must go hand in hand with agriculture and lumbering, in the opening up of the province's great northern heritage. The Bureau of Mines has been strengthened by the appointment on its staff of competent geologists, engineers and surveyors, whose duties are to keep pace with, and if possible anticipate, the varied developments of the mineral industry. Their business it is to trace out the geology and mineralogy of the newer regions, to delimit the valuable mineral-bearing belts, to prepare maps and reports for the benefit of prospectors and investors, and generally to furnish the public with information of every possible kind which may be useful in the promotion of mining. It is well known that the maps and reports issued by the Bureau of Mines on the Cobalt Silver Field, for example, have been of the greatest practical benefit not only to the prospector in the field, but to the capitalist making his investments, and the Mining Company in working its property.

Among other regions charted and described by the Bureau are the Sudbury Nickel region; the Silver Camps of Gowganda, Miller Lake and South Lorrain, and the goldfields of Larder Lake and Porcupine.

The inspection of mines, and quarries too, is carefully and diligently carried out, in order that the regulations provided by law for ensuring the safety and health of the miners may be enforced.

REFINING OF ORES

The fullest development of the mining industry is not obtained in any country until the metals, or other substances, are refined within its boundaries. To assist in this, the Government had passed, in 1907, an Act providing a bounty of six cents a pound on nickel and cobalt or their oxides; one and one-half cents per pound on copper, and one-half cent per pound on white arsenic from mispickel ore, where these substances were refined in Ontario. The assistance afforded by this measure, together with the abundance of ore, has given the refiners of Cobalt oxide in Ontario control of the world's markets for this article, large quantities of which are now yearly exported to Great Britain and the continent of Europe.

WATER POWER DEVELOPMENT

An important part of the resources of Northern Ontario is its undeveloped Water Powers, and the Whitney Government has been vigilant in so dealing with these water powers as to prevent their being locked up for speculation, or exorbitant prices charged for power. Leases only are given, and actual

development within a given time is insisted upon. A moderate rental is charged, and the right is reserved to regulate the prices at which power may be sold. The water powers of Northern Ontario have been of very great aid in developing the mining industry. On a mine being opened up, wood is the first fuel used, then on wood becoming scarce or expensive, coal is brought in; finally, when the mines give promise of permanence, one or more of the water powers which abound in the north are harnessed and electricity displaces steam, generally at one-half, or even one-third, the cost. This has been the programme at Sudbury, Cobalt, Michipicoten, Porcupine and elsewhere.

EIGHT-HOUR ACT

The working miner, who labors in darkness, dust and danger to bring to the surface the mineral riches of Ontario, is surely deserving of every consideration. During the session of 1913, Hon. Mr. Hearst, Minister of Lands, Forests and Mines, introduced an amendment to the Mining Act, which was adopted by the Legislature, intended to ameliorate the miner's lot. It provided that on and after 1st January, 1914, no miner should be required or allowed to work more than eight hours underground out of every twenty-four, except in cases of emergency. This Act is now in full operation, and it is to the credit of the mining companies that they have unanimously accepted the new conditions and have shortened the hours of labor without reducing the wages of the men.

T. & N. O. RAILWAY EXTENDED

1905.....	113 miles.
1913.....	432 miles.

In addition to completing the main line of the T. & N.O. Ry. to Cochrane, a distance of 252 miles, there have been branch lines constructed to Charlton, Kerr Lake, Porcupine, Elk Lake and Iroquois Falls, having a total length of 80 miles. The revenue of this railway has steadily increased, so that the pay-rolls which in 1905 amounted to \$216,119 were in 1913, \$1,218,473.

In 1913 the total operating revenue was \$1,656,154. There was a net surplus of earnings over expenses of \$255,323, of which \$81,421 were the royalties on ore mined.

Freight and passenger rates are as low as those of any other railway in the Dominion, and in many instances lower; and the railway has exerted itself in developing trade in the district and bringing in settlers to open up the country.

A resident of New Ontario has been appointed one of the commissioners to administer the Railway.

New Government House

**AN ADMIRABLE EXCHANGE FOR THE OLD AND
DILAPIDATED GOVERNMENT HOUSE WITH
LITTLE, IF ANY, COST TO THE
PROVINCE.**

In securing for Ontario a new Government House the Whitney Government has used only the money derived from the sale of the old Government House. This money could, under the law as it existed, be used only for Government House purposes. Originally the property belonged to the Dominion of Canada, but was transferred to the province on the undertaking that the property, or the proceeds of any sale of it, would be utilized for a Government House.

The action of the Government in this matter illustrates in a very marked way the difference between the old method of dealing with public affairs and the present method. Two large blocks of land near the railway district of Toronto were recently sold for railway purposes. One block of land, containing nearly Ten acres, was sold by the Ross Government, and another block of land, closely adjoining, containing Six acres and a fraction, was sold by the Whitney Government.

The land sold by the Ross Government had been used for Parliament Buildings, and was sold by it to the Grand Trunk Railway for \$180,000, or about \$18,000 an acre. The land sold by the Whitney Government had been used for Government House and realized \$800,000, or about \$130,000 per acre.

As above pointed out, the proceeds of this advantageous sale of Government House had been set aside by law for Government House purposes. Accordingly, a new site was obtained and a building erected which will in every way be a credit to the province. The chief objection the Opposition has to it is that it is too good for Ontario, but the better the building is the better is the bargain Ontario has secured. So far the province has spent \$608,000 on the site, laying out the grounds and erecting the building, which is nearly completed. There remains on hand a balance of about \$200,000 to pay for the completion of the undertaking, so that the land given to the province for Government House purposes and sold so advantageously by the Whitney Government will about provide a new and modern Government House for the province.

As the old building had stood for nearly half a century, a considerable expenditure was necessary every year to keep it in repair. This expenditure averaged from Ten to Fifteen Thousand Dollars a year, and will not be necessary for years to come. Hence the Government has not only secured a new and better Government House in exchange for the old property, but has relieved the province of a considerable annual charge for repairs.

It should be remembered that the Government House is more than the official residence of the Lieutenant-Governor. It is a building in which the people of Ontario offer accommodation at the Capital for the Governor-General, his family and staff from time to time. Here also are entertained, sometimes at the request of the Imperial Government, the representatives of foreign nations, as well as distinguished men from different parts of the British Empire. The Government House is also used on behalf of the people of Ontario to show respect to great public bodies promoting philanthropic, religious and industrial enterprises who may visit the capital of the Province. Considering that the structure now approaching completion is intended to meet the requirements of the province for perhaps a long period, it is evident that those who think the Government House is too good for Ontario fail to appreciate the future of this province and its importance as a part of the Empire.

Hospital Reform

IMPROVEMENTS IN FACILITIES FOR HOSPITAL CARE—THE HOSPITALS' BULLETIN—TRAINING SCHOOLS FOR NURSES— COST SYSTEM OF ACCOUNTING—INCREASE IN REVENUE —MANAGEMENT OF ESTATES—DEPORTATION OF UNDESIRABLES

There are eight hospitals for the insane, one hospital for feeble-minded and one hospital for epileptics in Ontario, caring for 7,600 patients.

For a number of years before the present Government came into power the hospitals for the insane lacked the progressive features which at present characterize them.

In the treatment of the patients the first step in advance was made by the installation of the continuous baths and hot-air system. These methods had been in use for some years in Europe and the United States, but had never been introduced into the Province of Ontario.

In all the provincial hospitals radical changes in the treatment of patients have been brought about. No longer are patients going to these hospitals suffering from the feeling when discharged that they have been detained in insane asylums. Many of them will never have seen the inside of one, but will go out into the world again feeling that no stigma attaches to them from their hospital residence, and they will feel that they have been merely undergoing treatment in a hospital in the same manner as any other patient would.

To bring provincial hospitals up to the highest standing, better facilities had to be installed to enable the medical officers to properly observe their cases and to compile the necessary histories relating to the same. To accomplish this a complete system for recording clinical cases has been put into effect, and the medical officers no longer spend hours daily in performing clerical work, but their time is devoted to the careful study and observation of their patients.

A Bulletin is now issued quarterly and a copy of the same sent to every physician in Ontario. The Bulletin records the work being done at each hospital. By this method the general medical practitioner is kept informed regarding the work being done and the most improved methods of treatment.

A regular system of Training Schools for Nurses has been established so that those in charge of the insane are instructed by a course of lectures, followed by examinations, written and oral, conducted by a Board of Examiners appointed each year by the Provincial Secretary. By this reform the greatest improvement has been made in methods for caring for the sick and infirm. Now a patient sent to a Hospital for the Insane receives hospital care by trained nurses under constant instruction and direction. The results have proved of incalculable benefit to the patients and have raised the institutions to a standard of efficiency hitherto unknown.

RECEPTION HOSPITALS ESTABLISHED

The Reception Hospital Act of 1914 provides for the establishment in cities of over 100,000 inhabitants of Reception Hospitals, where all cases in the incipient stages may be sent and given the most improved methods of treatment. The object is to prevent, as well as cure, by encouraging the admission of cases as soon as anything abnormal is noticed. In this way it is expected that many cases will be saved the necessity of being certified to as patients for admission to the Provincial Hospitals for the Insane. The establishment of Reception Hospitals is regarded by the medical men of Ontario as a most progressive step.

The Government has inaugurated a useful reform by the introduction of a Cost System of Accounting. By this method a constant check is kept on all expenditures for institutional maintenance.

REVENUE FROM PAYING PATIENTS

Revenue derived from paying patients resident in our Hospitals for the Insane has been steadily on the increase each year, and notwithstanding this increase, there is no case up to date where the collection of maintenance has resulted in a hardship either to the patient's estate or to those dependent upon it. Great care is taken by the Department to see that maintenance is only required in cases where it is felt that a contribution should be made.

1905.....	\$142,841.78
1906.....	165,241.31
1907.....	166,419.63
1908.....	161,511.65
1909.....	168,103.46
1910.....	191,076.85
1911.....	207,593.24
1912.....	211,869.03
1913.....	232,244.07

MANAGEMENT OF LUNATICS' ESTATES

The Government manages between 1,200 and 1,400 estates, which are handled in a business-like manner, having always in view the conservation of the estate for the benefit of the lunatic or those dependent upon him. The Department does not charge any commission for looking after the lunatic's estates, and on his discharge the estate is turned over to him in as good, and sometimes much better, shape than when taken over by the Department.

UNDERSIRABLE IMMIGRANTS DEPORTED

An important work undertaken by the Government is the deportation of undesirable immigrants. Up to the 31st October, 1913, it has been the means of deporting from this country 1,421 undesirable immigrants, comprising both insane and criminal.

It is estimated that a saving to the province has been effected by this deportation of at least \$2,106,004 for the deportation of the insane alone.

Prison Reform

COMPETITION WITH FREE LABOR ABOLISHED—PRISONERS EMPLOYED IN WORK ON THE LAND AND IN THE CONSTRUCTION OF PUBLIC WORKS.

When the present Government came into office, the inmates of the Central Prison were employed in various industries operated by commercial concerns. The labor of the prisoners was sold under contract, and the product was disposed of throughout the Province and elsewhere in the open market in competition with free labor.

The Government determined to put an end to this system so injurious to free labor, and to introduce thorough prison reform. The existing contracts were therefore terminated after provision had been made for the employment of the prisoners in another and better way.

THE NEW SYSTEM

Meanwhile a Commission was appointed to visit a number of modern prisons, and, as a result of the report presented, it was decided to move the Central Prison to the country. A large farm, consisting of 840 acres, near the City of Guelph was selected. As soon as temporary buildings could be erected a group of eighteen prisoners was sent up from the Central Prison at Toronto. This number was gradually increased, and now over two hundred prisoners are on the farm at Guelph, all engaged in outdoor work necessary in the erection of the buildings that will be required.

The prisoners are assigned their work in different parts of the farm and have to be trusted. Ordinary prison methods, armed guards, cropping the hair, stiped suits, etc., have all been dispensed with. The results have already been most gratifying.

The men, instead of leaving prison hardened by their confinement in the cells and physically weaker than when they were sentenced, now have a chance to reform, and are discharged in a condition to take to honest employment and to lead a new life.

WHAT THE FARM PRODUCES

Although the Prison Farm has been established such a short time, the prisoners have produced largely from it. In one year the following products were harvested:—

5,505 bushels of Potatoes
 1,500 bushels of Turnips
 700 bushels of Wheat
 100 bushels of Peas
 3,985 bushels of Oats
 138 tons of Hay
 139 acres of Alfalfa
 44 acres of Ensilage
 6 acres of Table Vegetables.

In addition to these products of the farm, the following stock has been cared for:—

116 Cows and Heifers
 104 Milking Cows
 45 Calves
 69 Pigs
 39 Horses

An orchard of eighteen hundred apple, cherry, pear and plum trees and fifteen hundred small fruits was planted in the Spring of 1911.

ROAD BUILDING TO BE AIDED

A Stone Crusher, having a daily capacity of four hundred tons, has been installed. The product is screened to two and a half inches, one and a half inches, three-quarters of an inch, one-quarter of an inch and dust, and is used for concrete road-making and the other industries on the farm.

It is possible, as a result of this enterprise, to furnish crushed stone in large quantities to the municipalities for road-making purposes.

Experiments conducted at various Agricultural Experimental Stations have warranted arrangement being made to carry on a number of experiments at the farms of the Provincial Hospitals for the Insane, with a view to ascertaining the benefits to be derived from the use of ground limestone as a fertilizer. The results of these experiments will be at the disposal of the farmers of Ontario and ground limestone will be furnished them at a minimum cost.

USEFUL WORK FOR PRISONERS

Prison camps have been opened for the utilization of prison labor in a way that shall be useful to the public without injuring free labor.

Thus one has been established at Whitby. There 250 prisoners are employed on the new Provincial Hospital for the Insane, to which is attached a farm of 630 acres.

There is another at Mimico for 75 men. Here a large brick manufacturing industry has been established to make the brick needed for the building at Whitby, and for the other public institutions in the province.

INDETERMINATE SENTENCES

The Central Prison is now known as the Ontario Reformatory. Its aim is to reform those who have gone wrong, rather than to strengthen them in their evil ways. Its success in this regard has been aided by the adoption of the indeterminate system. Prisoners are committed for a term not exceeding two years on the otherwise indeterminate plan. Thus the prisoner is encouraged to improve himself, and thus to secure his release.

So successful has the new system been that visitors from all parts of the world have come to Guelph to note the advances made in the reformatory methods adopted.

INDUSTRIAL FARMS

Another great reform has been the introduction of the Industrial Farm system. In 1912, immediately following the passage of the necessary legislation, the first Industrial Farm was established in Ontario. The object of the Industrial Farm is:—

1. To provide open-air employment, with moral and physical reformatory methods, for persons who would otherwise have been kept in idleness in a common gaol.
2. To lessen the expenditure hitherto made for gaol maintenance by making the Industrial Farms self-sustaining.
3. To permit the earnings of a person sentenced to an Industrial Farm to be applied towards his own maintenance, the maintenance of his wife children or other members of his family dependent upon him, and to pay the travelling expenses of a person to any place where employment has been secured for such person on his discharge.

A tract of 1,000 acres of Crown Lands was selected near the city of Fort William, and the prisoners were cared for in tents for the first few months. In two years the men have cleared a large portion of the land, and have this year about 300 acres in crop, besides fencing and stumping the whole farm.

The work so far accomplished demonstrates what can be done along this line. While it shows that the prisoners can be usefully employed, it is all the more important because of the fact that since the farm was opened at Fort William nearly 1,400 men have been cared for there and have been discharged in good condition, able to resist temptation and resolved to lead better lives.

What has been achieved at Fort William may be repeated elsewhere throughout the province, thus doing away with the idleness which has been the source of much evil in the gaols. In fact, Toronto has now two Industrial Farms—one for men and another for women—both doing good work.

It is not the policy, however, to restrict this reform to single counties, each to provide its own establishment. On the contrary, it is provided that counties may be grouped together for the establishment of one Industrial Farm to take the place of the three or four gaols now supported by the counties and to do away with the expense of maintenance.

Honest Elections Restored

THE WHITNEY GOVERNMENT ABOLISHES THE NUMBERED BALLOT AND PUTS AN END TO POLITICAL FRAUDS

As is well known, for years before the present Government came into office elections were improperly manipulated and all sorts of offences were committed to defeat the wishes of the people. Sir James Whitney immediately put a stop to such practices. The result is that not one election since he took office has been contested, and not one ballot of the hundreds of thousands that have been cast since he became Prime Minister has been disputed.

At the outset the numbered ballot was abolished, and the people were given a secret ballot, with heavy penalties for any violation of it.

The new ballot adopted is one that cannot be manipulated, and severe penalties have been enacted, including imprisonment in some cases, to stop offences against the ballot. Corrupt practices have been rendered punishable by very heavy penalties.

In order to afford additional protection to the people, a law was passed at the last session of the Legislature prohibiting political subscriptions by corporations, by Government contractors and by the holders of liquor licenses.

Under former Governments the constituencies were so arranged that the minority of the people elected the majority of the Members of the Legislature. Thus, in 1886, while the Conservatives had a popular majority of 9,869, the Liberals had thirty more seats in the Legislature. Again, in 1902, although there was a Conservative majority of 7,333 in the votes cast, the Liberals had a majority of four in the House. In order to overcome this injustice, redistributions were necessary, and have also been rendered necessary by the growth of population in New Ontario and other parts of the province.

Protecting Public Rights

IMPORTANT WORK OF THE ONTARIO RAILWAY AND MUNICIPAL BOARD

The Ontario Railway and Municipal Board, which was established by the Whitney Government shortly after it came into office, has been doing splendid work for the public, protecting public rights in the matter of the electric railway and telephone franchises. At the outset the Railway Board established a two cent per mile passenger rate on the electric railways of the province. It has brought electric railways under control and supervises their equipment and settles disputes between railways and municipalities. In this connection the Toronto "Telegram" remarked some years ago that "Ontario's Railway Commission has brought order out of chaos."

One feature of the Board's work is the validation of debentures issued by municipalities. Last year debentures involving about \$3,000,000 came under the scrutiny of the Board, and 130 Municipal By-laws were validated. In the majority of these cases special Acts of the Legislature would have been required if the Board had not been empowered to deal with the matter. Thus the Board has saved municipalities much expense and delay.

In the control of the telephone business an important work is being done by the Board, which is rapidly developing. The Board is now superintending the interchange of business between various telephone companies, and thus affording a protection to the public and at the same time preventing large and powerful companies crushing competition. The rapid growth of the telephone business throughout the province has made it very important that there should be a speedy and final method of protecting the public rights, and in this respect the Railway and Municipal Board is proving of great advantage to the public.

The Board is empowered to adjudicate upon disputes as to assessment. Last year it decided cases involving assessments aggregating five and a half millions of dollars.

Fish and Game Protection

RESULTS OF VIGILANT ENFORCEMENT OF THE LAW— INCREASED REVENUE—RE-STOCKING THE LAKES—THE PROTECTIVE SERVICE IMPROVED

Many improvements have been made in the Game and Fisheries laws since the present Administration assumed office; the result of the advantage of which may be seen in a monetary way by a careful comparison of revenues, etc., and in a wider economic way by consulting the glowing reports of hunters and fishermen from all parts of the province.

The total moneys received from Game and Fisheries in 1905 amounted to \$74,440, while in 1913 the revenue from the same source amounted to \$138,364.31. Of this last sum \$8,487.11 consisted of fines and sales of confiscated goods. Obviously the laws are being enforced. This state of affairs has been brought about by the vigilance of the officers of the Department.

The open season for partridge was abolished for two years and restored in 1910 with some curtailment of the length of it.

The close season for English pheasants has been restored and several counties have been stocked with Hungarian partridge to meet the increasing interest taken in the conservation and propagation of feathered game.

Other instances, such as shortening the open season for ducks, plover, etc., and the limiting of the bag for ducks to 200 for the season show that the Department has been vigilant.

The sparsely settled parts of the province have received the utmost attention of the Department. The people are being shown by example that it is in their own interest for them to observe the law and help make others observe it.

LAKES RE-STOCKED

The province has for two years been breeding its own bass fingerlings for stocking purposes. This has been done by the use of breeding ponds, where hundreds of thousands of fingerlings have been bred. They are taken to the various lakes which are to be re-stocked and there they are deposited. The fishing has been so good that \$20,884 was paid by non-residents for licenses to fish in our waters last year. This is important when it is considered that these people spend a large amount of money before they return home.

The experiment with bass having been so successful, the Government is extending its work of propagation by erecting a trout hatchery at Mount Pleasant, Brant County, where the bass ponds are located, and hopes to be in a position to distribute several million fry next season, providing in this way additional sport for residents of the province and further inducements for visitors.

The value of the commercial fisheries has increased from \$1,708,963 in 1905 to \$2,842,877 in 1912.

PROTECTION OF FISHERIES

The adequate protection that the waters of the province are receiving is shown by the fact that the protective service has increased from three patrol boats and three launches in 1905 to twelve patrol boats and twenty gasoline launches.

INDEX

Agriculture

Pre-Election Promise redeemed.....	10
District Representatives Established.....	11
Classes for Young Men	11
School Fairs.....	12
Acre Profit Competition.....	12
Demonstration Orchards.....	12
Drainage Work.....	12
Field Crop Competitions.....	13
Corn Shows.....	13
Egg Circles.....	13
Ontario Agricultural College.....	13
Women's Institutes.....	14
Farmers' Clubs.....	14
Bee-Keeping Demonstrations.....	14
Poultry Associations.....	14
New Ontario Live Stock Associations.....	15
Experimental and Demonstration Farms.....	15
Co-operation and Markets Branch.....	16

Education

Promises Made and Kept.....	17
Generous Grants to Primary Schools.....	17
Details of Grants.....	18
Merit System Adopted in Distributing Grants.....	19
Grants to High Schools.....	19
Continuation School Statistics.....	20
University Education Encouraged.....	20
Improved Training for Teachers.....	20
Better Position of the Teacher.....	21
Model Schools.....	21
Improvement in Professional Standing of Teachers.....	22
Agricultural Training.....	22
Technical and Industrial Education.....	22
New Ontario Schools.....	23
School Book Monopoly Destroyed.....	23
Lower Prices for Text-Books.....	24
Million Dollars saved by Reduced Prices.....	25

Finances

Deficits Under Liberal Governments.....	5
Public Revenue Doubled.....	5
Railway Taxation Increased.....	6
Taxation of Corporations.....	6
Sources of the Revenue.....	7
Increased Expenditure for Education.....	7

INDEX

65

Increase for Agriculture.....	7
More for Roads.....	8
Increase for Hospitals.....	8
Amount Returned to the People.....	8
Ontario's Balance Sheet....	9
 Fish and Game	
Measures to Protect and Increase Supply.....	61
 Greater Ontario	
Great Extension of Territory.....	46
Five Millions for Development.....	46
Timber Resources Conserved.....	47
Forest Reserves Increased.....	47
Settlers Protected.....	48
Production of the Mines Increased.....	48
Better Mining Laws.....	49
How the People Share.....	50
Refining of Ores Encouraged.....	51
Water Power Development.....	51
Eight-Hour Day for Miners.....	52
T. & N.O.R. Extended.....	52
 Honest Elections Restored	
Secret Ballot and Better Law.....	59
 Hospital Reform	
New Treatment of the Insane.....	54
 Hydro-Electric Commission	
History of the Undertaking.....	27
Municipalities show a Profit.....	27
Saving for Consumers.....	27
Surplus Invested.....	28
Universal Demand for Power.....	29
Power for the Farmers.....	29
Hydro-Electric Radials.....	29
 Issues of the Day	
Sir James Whitney's Address.....	2
Reasons for Dissolution.....	2
Questions for the Electors.....	2
Temperance Question.....	3
Road Policy.....	4
 Labor Interests	
Employment Branches Established.....	44
Factory Workers Protected.....	45
Child Labor Restricted.....	45
Prison Labor Policy.....	45
Eight-Hour Day for Miners.....	45

Millions to reduce Taxes	
Municipalities share in Railway Taxes.....	39
Municipalities share in Liquor License Receipts.....	40
Paid to Municipalities for Education.....	41
Paid to Municipalities for Good Roads.....	41
Payments for Colonization Roads.....	42
Grants for Hospitals and Charities.....	43
Total return to the People.....	43
New Government House.....	
	53
Prison Reform	
A New Era Inaugurated.....	55
Public Rights Reserved	
Good Work of the Railway Board.....	60
Road Policy	
Thirty Millions to be Expended.....	31
Plan proposed by Commission.....	32
Temperance Reform	
Reduction in Liquor Licenses.....	33
Improvements in the Law.....	33
Local Option made Efficient.....	35
The Three-fifths Principle.....	36
Workmen's Compensation	
Details of new Measure.....	38

77

490019c



