

**CIHM  
Microfiche  
Series  
(Monographs)**

**ICMH  
Collection de  
microfiches  
(monographies)**



**Canadian Institute for Historical Microreproductions / Institut canadien de microreproductions historiques**

**© 1996**

## Technical and Bibliographic Notes / Notes technique et bibliographiques

The Institute has attempted to obtain the best original copy available for filming. Features of this copy which may be bibliographically unique, which may alter any of the images in the reproduction, or which may significantly change the usual method of filming are checked below.

- Coloured covers / Couverture de couleur
- Covers damaged / Couverture endommagée
- Covers restored and/or laminated / Couverture restaurée et/ou pelliculée
- Cover title missing / Le titre de couverture manque
- Coloured maps / Cartes géographiques en couleur
- Coloured ink (i.e. other than blue or black) / Encre de couleur (i.e. autre que bleue ou noire)
- Coloured plates and/or illustrations / Planches et/ou illustrations en couleur
- Bound with other material / Relié avec d'autres documents
- Only edition available / Seule édition disponible
- Tight binding may cause shadows or distortion along interior margin / La reliure serrée peut causer de l'ombre ou de la distorsion le long de la marge intérieure.
- Blank leaves added during restorations may appear within the text. Whenever possible, these have been omitted from filming / Il se peut que certaines pages blanches ajoutées lors d'une restauration apparaissent dans le texte, mais, lorsque cela était possible, ces pages n'ont pas été filmées.
- Additional comments / Commentaires supplémentaires:

L'Institut a microfilmé le meilleur exemplaire qu'il lui a été possible de se procurer. Les détails de cet exemplaire qui sont peut-être uniques du point de vue bibliographique, qui peuvent modifier une image reproduite, ou qui peuvent exiger une modifications dans la méthode normale de filmage sont indiqués ci-dessous.

- Coloured pages / Pages de couleur
- Pages damaged / Pages endommagées
- Pages restored and/or laminated / Pages restaurées et/ou pelliculées
- Pages discoloured, stained or foxed / Pages décolorées, tachetées ou piquées
- Pages detached / Pages détachées
- Showthrough / Transparence
- Quality of print varies / Qualité inégale de l'impression
- Includes supplementary material / Comprend du matériel supplémentaire
- Pages wholly or partially obscured by errata slips, tissues, etc., have been refilmed to ensure the best possible image / Les pages totalement ou partiellement obscurcies par un feuillet d'errata, une pelure, etc., ont été filmées à nouveau de façon à obtenir la meilleure image possible.
- Opposing pages with varying colouration or discolourations are filmed twice to ensure the best possible image / Les pages s'opposant ayant des colorations variables ou des décolorations sont filmées deux fois afin d'obtenir la meilleure image possible.

This item is filmed at the reduction ratio checked below /  
Ce document est filmé au taux de réduction indiqué ci-dessous.

	10X		14X		18X		22X		26X		30X
	12X		16X		20X		24X		28X		32X

/

The copy filmed here has been reproduced thanks to the generosity of:

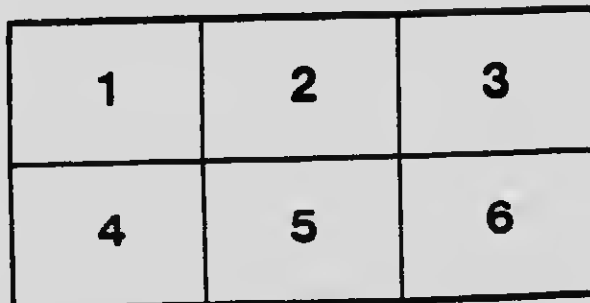

National Library of Canada

The images appearing here are the best quality possible considering the condition and legibility of the original copy and in keeping with the filming contract specifications.

Original copies in printed paper covers are filmed beginning with the front cover and ending on the last page with a printed or illustrated impression, or the back cover when appropriate. All other original copies are filmed beginning on the first page with a printed or illustrated impression, and ending on the last page with a printed or illustrated impression.

The last recorded frame on each microfiche shell contain the symbol  $\rightarrow$  (meaning "CONTINUED"), or the symbol  $\nabla$  (meaning "END"), whichever applies.

Maps, plates, charts, etc., may be filmed at different reduction ratios. Those too large to be entirely included in one exposure are filmed beginning in the upper left hand corner, left to right and top to bottom, as many frames as required. The following diagrams illustrate the method:



L'exemplaire filmé fut reproduit grâce à la générosité de:

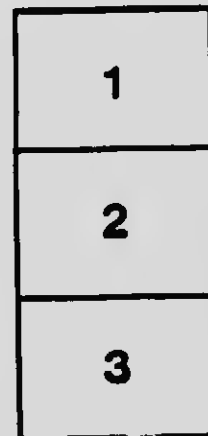
Bibliothèque nationale du Canada

Les images suivantes ont été reproduites avec le plus grand soin, compte tenu de la condition et de la netteté de l'exemplaire filmé, et en conformité avec les conditions du contrat de filmage.

Les exemplaires originaux dont la couverture en papier est imprimée sont filmés en commençant par le premier plat et en terminant soit par la dernière page qui comporte une empreinte d'impression ou d'illustration, soit par le second plat, selon le cas. Tous les autres exemplaires originaux sont filmés en commençant par la première page qui comporte une empreinte d'impression ou d'illustration et en terminant par la dernière page qui comporte une telle empreinte.


Un des symboles suivants apparaîtra sur la dernière image de chaque microfiche, selon le cas: le symbole  $\rightarrow$  signifie "A SUIVRE", le symbole  $\nabla$  signifie "FIN".

Les cartes, planches, tableaux, etc., peuvent être filmés à des taux de réduction différents. Lorsque le document est trop grand pour être reproduit en un seul cliché, il est filmé à partir de l'angle supérieur gauche, de gauche à droite, et de haut en bas, en prenant le nombre d'images nécessaire. Les diagrammes suivants illustrent la méthode.



# MICROCOPY RESOLUTION TEST CHART

(ANSI and ISO TEST CHART No. 2)



**APPLIED IMAGE Inc**

1653 East Main Street  
Rochester, New York 14609 USA  
(716) 482 - 0300 - Phone  
(716) 288 - 5989 - Fax

# ONTARIO WRITING COURSES

BOOK I: FORMS I, II



AUTHORIZED BY THE MINISTER OF EDUCATION

---

PRICE 5 CENTS

---

THE UNITED PRESS LIMITED, TORONTO

243  
055  
1916

NATIONAL LIBRARY  
CANADA  
BIBLIOTHÈQUE NATIONALE

STANDARD LETTERS

p\*\*\*

O C A E - N M W X Z % j  
- V U Y - D G - I J - P R B -  
o a c T F S L e i u w  
r i s n m v x t d p  
j g y z l h b k g f

Copyright, Canada, 1916, by the Minister of Education for Ontario

0 911396

## TO THE TEACHER

**F**EW INSTRUCTIONS are given in this book for the evident reason that the wording could scarcely be made simple enough for many of the pupils to read or comprehend. It is, therefore, left to the teacher to see that the instructions relating to position, speed, etc., contained in the Manual, are explained fully to the pupils.

The copies contained herein were all written with a free, easy, muscular movement and at a good rate of speed. Unless the exercises and copies are practised in accordance with the instructions as to speed, size, and movement, good results will not be obtained. If they are done in the manner described, there is no doubt but that the writing of the pupils will be greatly improved.

The large white-on-black copies are for practice on the blackboard; the ordinary copies are for practice on paper.

HOW TO RELAX



Arms hanging loosely by the sides



Arms raised above the desk



HOW TO RELAX



Fingers outstretched



Fingers turned under as in writing


HOW TO RELAX



Pencil held upside down



Pencil ready for use



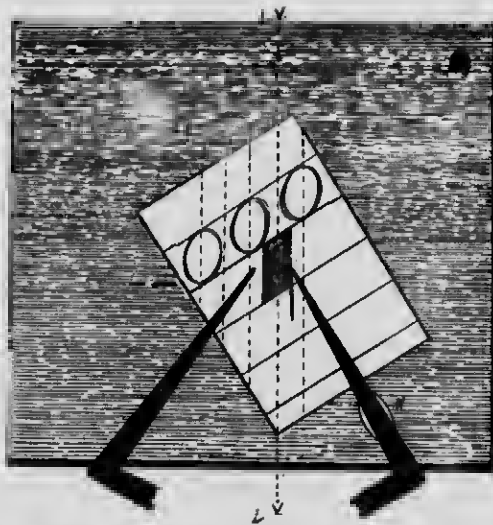
Correct position



Incorrect position






Correct position, front view




Correct relative position of arms and paper. L.V. stands for line of vision; M stands for muscles.













Review Exercises 4 and 5, page 8.

llllllll llllllll llllllll llllllll  
llllllll llllllll llllllll llllllll  
llllllll llllllll llllllll llllllll  
llllllll llllllll llllllll llllllll



Review Exercise 2, page 7 and Exercise 6, page 8.

Handwritten practice of the cursive flourish, consisting of four rows of connected, sweeping loops, demonstrating the stroke's fluidity and connection.




Review Exercise 4, page 8.

see see see see  
see see see see  
see see see see  
see see see see



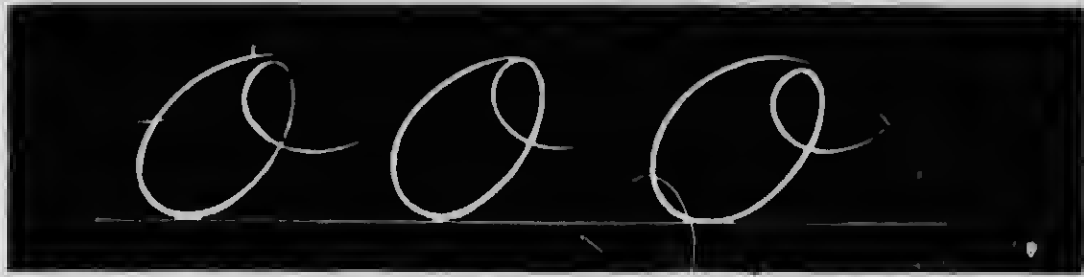
Review Exercise 1, page 7 and Exercise 7, page 9.




me

Review Exercise 8, page 9 and Exercise 15 page 14.

me me me me  
me me me me  
me me me me  
me me me me



Review Exercises 4 and 5, page 8.



Review Exercise 13, page 11 and Exercise 15, page 14.

I see me  
I see me  
I see me  
I see me

I see me  
I see me  
I see me  
I see me

men

Review Exercise 9, page 9 and Exercise 15, page 14.

men men men men  
men men men men  
men men men men  
men men men men





Review Exercise 2, page 7 and Exercise 14, page 18.

*in in in in in i*  
*in in in in in i*  
*in in in in in i*  
*in in in in in i*



Review Exercise 6, page 8 and Exercise 9, page 9.

*SUN SUN SUN SUN*  
*SUN SUN SUN SUN*  
*SUN SUN SUN SUN*  
*SUN SUN SUN SUN*




Review Exercise 4, page 8 and Exercise 15, page 14.


run run run run  
run run run run  
run run run run  
run run run run

Review Exercise 14, page 12 and Exercise 15, page 14.

see merun see merun  
see merun see merun  
see merun see merun  
see merun see merun




Review Exercise 11, page 10.





Review Exercise 11, page 10 and Exercise 12, page 10.

on on on on on on  
on on on on on on  
on on on on on on  
on on on on on on



Review Exercise 6, page 8 and Exercise 9, page 9.

son son son son  
son son son son  
son son son son  
son son son son

nine

Review Exercises 15, page 14; 13 page 11; and 14, page 12.

nine nine nine nine  
nine nine nine nine  
nine nine nine nine  
nine nine nine nine





Review Exercise 5, page 8 and Exercise 11, page 10.

aaa aaa aaaa aaaa  
aaa aaaa aaaa aaaa  
aaaa aaaaa aaaaa aaaaa

*a an*

Review Exercises 10, 11, and 12, page 10.

*an an an an an  
an an an an an  
an an an an an  
an an an an an*

MAN

Review Exercise 15, page 14 and Exercise 14, page 12.

man man man man  
man man man man  
man man man man  
man man man man

*C CAN*

Review Exercise 6, page 8 and Exercise 12, page 10.

*can can can can*  
*can can can can*  
*can can can can*  
*can can can can*

Review Exercises 3, 6, and 9.

A man can see me  
A man can see me  
A man can see me  
A man can see me.



Review Exercises 14 and 15.

mix mix mix mix  
mix mix mix mix  
mix mix mix mix  
mix mix mix mix

*vine*

Review Exercises 2, 11, and 14.

*vine vine vine vine*  
*vine vine vine vine*  
*vine vine vine vine*  
*vine vine vine vine*

*W Wise*

Review Exercises 5, 13, and 14.

*wise wise wise wise*  
*wise wise wise wise*  
*wise wise wise wise*  
*wise wise wise wise*



## Review Exercises 3, 6, and 9.

*I see a nice wine*  
*I see a nice wine*  
*I see a nice wine*  
*I see a nice wine*

*t tin*

Review Exercises 1 and 2.

*tin tin tin tin*  
*tin tin tin tin*  
*tin tin tin tin*

*d done*

Review Exercises 10 and 11.

*done done done done*  
*done done done done*  
*done done done done*

*pen*

Review Exercises 2, 8, and 13.

*pen pen pen pen*  
*pen pen pen pen*  
*pen pen pen pen*  
*pen pen pen pen*

Sam

Review Exercises 5, 14, and 15.

Sam Sam Sam Sam  
Sam Sam Sam Sam  
Sam Sam Sam Sam

## Review Exercises 3, 14, and 15.

Samisin Samisin  
Samisin Samisin  
Samisin Samisin  
Samisin Samisin

f jam

Review Exercises 2 and 4.

jam jam jam jam  
jam jam jam jam  
jam jam jam jam

*g gum*

Review Exercises 10 and 12.

*gum gum gum gum*  
*gum gum gum gum*  
*gum gum gum gum*



*ymy*

Review Exercises 1, 14, and 15.

*ymy ymy ymy*  
*ymy ymy ymy*  
*ymy ymy ymy*



Review Exercises 2, 5, and 8.

line line line line  
line line line line  
line line line line

hi has

Review Exercises 10, 11, and 12:

has has has has  
has has has has  
has has has has

lake

Review Exercises 3, 13, and 14.

lake lake lake lake  
lake lake lake lake  
lake lake lake lake

*b bell*

Review Exercises 1 and 13.

*bell bell bell bell*  
*bell bell bell bell*  
*bell bell bell bell*

queen

Review Exercises 10 and 11.

queen queen queen  
queen queen queen  
queen queen queen

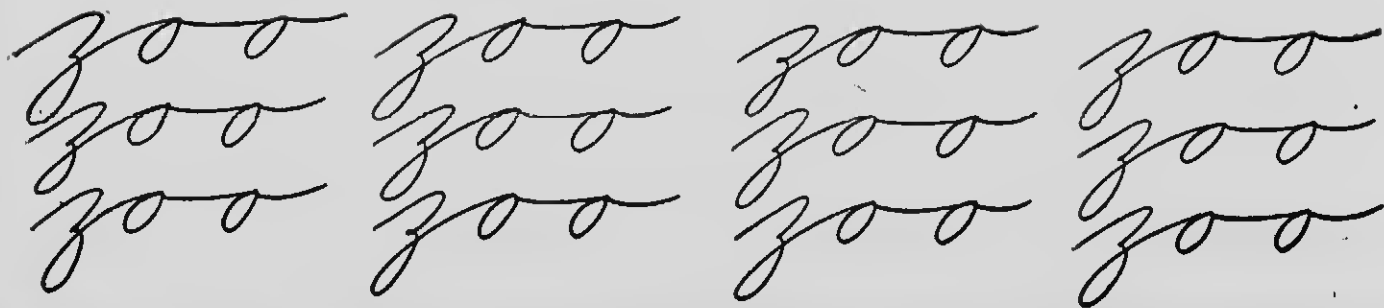
*f fire*

Review Exercises 1 and 2 and the small "r" page 21.

*fire fire fire fire*  
*fire fire fire fire*  
*fire fire fire fire*



Review Exercises 11 and 12 and page 23.





*Our*

Review Exercises 4 and 14.

*Our Our Our Our*  
*Our Our Our Our*  
*Our Our Our Our*

## Review Exercises 10, 11, and 12.


Our queen is so nice  
Our queen is so nice  
Our queen is so nice  
Our queen is so nice

1406793528

Review Exercises 2, 5, and 8.

1234567890 1234567890  
1234567890 1234567890  
1234567890 1234567890

## PART TWO



 O O O O O O O

O O O O O O O O O

Oars Oars Oars Oars

Own Own Own Own



'0000

aaa

aaaaaaa


aim aim aim aim

Anne Anne Anne Anne



Came Came Came Came

Camp Camp Camp Camp



Earn Earn Earn Earn

Each Each Each Each

Open your eyes, man.  
Anne sees you, sir.  
Come home now, Sam.  
Earn six new pennies.



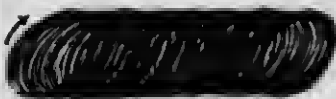


n n n n n n n n

Nina Nina Nina Nina

News News News News

M



OOO MM


m m m m m m

Muse Muse Muse Muse

Mice Mice Mice Mice



W




000 000

W W W W W W W

Wire Wire Wire Wire

Wear Wear Wear Wear




~~XXXXXXXXXX~~ O O O O O O O

L L L L L L L L L

Quit Quit Quit Quit

Queen Queen Queen Queen

Nine mice came at noon.  
My cup is a nice one.  
We can row on a lake.  
Queer pennies were seen.



H H H H H H H H

Hum Hum Hum Hum  
Home Home Home Home




K



K K K K K K K K K

King King King King


Keep Keep Keep Keep



Z Z Z Z Z Z Z Z Z Z

Zion Zion Zion Zion  
Zero Zero Zero Zero





K K K K K K K

Keme Keme Keme Keme

Keres Keres Keres Keres

Harry came home since.  
Keep your pen clean.  
Zinc is a common metal.  
Xerxes was a king. X



O O O O O O O

l l l l l l l l l

Ices Ices Ices Ices

Iron Iron Iron Iron

J

~~\_\_\_\_\_~~

~~\_\_\_\_\_~~

000

J J J J J J J J J J

June

June

June

June

Jane

Jane

Jane

Jane

I am going away soon. I  
Jane rode six miles.  
Are you going to work?  
I like to use a new pen.



~~XXXXXXXXXX~~ O O O O O O O

v v v v v v v v v

Veins Veins Veins Veins

Vases Vases Vases Vases



U

U U U U U U U U U U


U U U U U U U U U U

Uses Uses Uses Uses

Urns Urns Urns Urns



Y





000 MMM

y y y y y y

Your Your Your Your



Vines climb up walls.  
Use your arm here. U  
You can use a pencil.

  O O O O O O O  
D D D D D D D D  
Dine Dine Dine Dine  
Dave Dave Dave Dave



000 000

G G G G G G


Gain Gain Gain Gain

Guess Guess Guess Guess



Sure Sure Sure Sure

Since Since Since Since



L



0000

L L L L L L L L L

Lake Lake Lake Lake

Limp Limp Limp Limp

Do not sow peas now.  
Go and sew my red coat.  
Sara, may we come in?  
Learn your lesson, Leo.

*T*

[Redacted]


000

[Redacted]

*T T T T T T T T T*

*True True True True*

*Tease Tease Tease Tease*



O O O O O O O O O O

F F F F F F F F

Fame Fame Fame Fame

Fruit Fruit Fruit Fruit



8  
P

Price

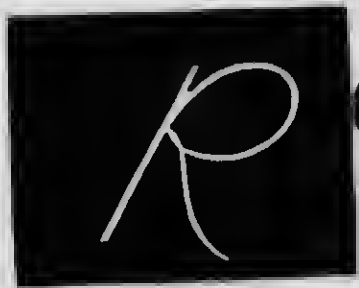
'000

Pump

P P P P P P P P

Price Price Price Price

Pump Pump Pump Pump



0000



000000

RRRRRRRRRR

Ruins Ruins Ruins Ruins

Racer Racer Racer Racer

B



000




B B B B B B B

Barn Barn Barn Barn

Bessie Bessie Bessie Bessie

Ten times one are ten.  
Fine pens are scarce F.  
Pine cones drop in winter.  
Rise early in the morn.  
Bruce has a big new top.


## PART THREE





# MICROCOPY RESOLUTION TEST CHART

(ANSI and ISO TEST CHART No. 2)



**APPLIED IMAGE Inc**

1653 East Main Street  
Rochester, New York 14609 USA  
(716) 482-0300 - Phone  
(716) 288-5383 - Fax

o o o o o o o o o o

q q q q q q q q q q

o o a a a a a a a a

q a a q a a q a a



~~XXXXXXXXXX~~ O O O O O O O O

O O O O O O O O O O O

Ooo ooo ooo ooo

Oooo Oooo Oooo Oooo





ÉÉÉ

ÉÉÉ

É

ÉÉÉÉ

ÉÉÉÉ

ÉÉÉÉ

ÉÉÉÉ


ÉÉÉÉ

ÉÉÉ


ÉÉÉ

ÉÉÉ

ÉÉÉ

OOOOO  OOOO  
D D D D D d d d d  
D d d d D d d d D d d d  
D e a d D e a d D e a d D e a d

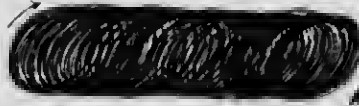
Anne is in. Anne is in.  
Ours is used. Ours is used.  
Can he rise? Can he rise?  
Earn a penny. Earn a penny.  
Do send some. Do send some.


 O O O O O O O O O

Y Y Y Y Y Y Y Y Y Y Y Y

Yggg Yggg Yggg Yggg

Yang Yang Yang Yang



mmmm o o o

nn nn nnnn kkk nnn  
nnn

Nnn Nnn Nnn Nnn

Name Name Name Name

~~mmmmmm~~ 0000 ~~mmmmmm~~ mmmmm  
m m m m m m m m  
M m M m M m M m  
Mum Mum Mum Mum



~~W~~ ~~W~~ O O O 9 9 9

W W W W W w w w w w

Kw w Kw w Kw w Kw w

Waw Waw Waw Waw

m  
r  
r  
m

~~OOO~~ OOO ~~OOOO~~ Q Q

Q Q Q Q q q q q q

Q q q Q q q Q q q

Quire Quire Quire Quire

Give me some. Gi. e me some.  
Ninet times 9. Nine times 9.  
Men can sing. Men can sing.  
Wine is red. Wine is red.  
Queens rule. Queens rule.





~~XXXXXXXXXX~~ O O O O O O % %





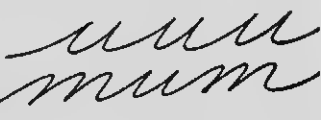
% % % % % % N N mix  
mix mix

Z Z Z Z Z Z z z z z z z z z z z

Zones Jones Keema Keema



Users Users Users Users

Union Union Union Union

 W W W W W W W W

Y Y	Y Y	y y	y y
Yams	Yams	Yams	Yams
Yours	Yours	Yours	Yours

v v v u u u y y y v v y

Vasis are urns. Vases are urns.

Use good pens. Use good pens.

You may read. You may read.






 Prunes Prunes Prunes Prunes

P P P P P p p p p p

Prunes Prunes Prunes Prunes

Pump Pump Pump Pump


 18/81  RRR  
 PRRRRR RR rrrr  
 Rears Rears Rears Rears  
 Rescue Rescue Rescue Rescue

 18181 B B B

B B B B B B b b b b b b

bairn bairn bairn bairn

Banner Boom Bruise Burn

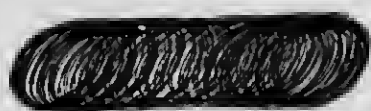
 S S S S S S  
Sure Sure Same Same  
S S ssss sups sups  
sauce sauce assess assess

O O O P P P L L L L

Laura Laura Louise Louise

~~llll~~ llll l l llll


have have lump lump



8 8 9 9 9 9  
Tramp Tramp Troop Troop  
t t t t t turn tape  
Tastes Tastes Trips Trips

 P P P F F F F F

Fences Fences Fancies Fancies

 llll gggg f f

fruit fruit funny funny

Puncs are men. Rain does good.  
 Beans are food. See the spire.  
 Lenda hand. Time is money.  
 Fear not evil. I am gaining.  
 1234567890 1234567890



# ONTARIO WRITING COURSES, BOOK I

## INDEX

LETTERS	PAGES
a, A .....	28, 55, 88
b, B .....	47, 85, 107
c, C .....	30, 56, 90
d, D .....	37, 76, 92
e, E .....	13, 57, 91
f, F .....	49, 82, 111
g, G .....	42, 77, 94
h, H .....	45, 64, ..
i, I .....	19, 69, ..
j, J .....	41, 70, ..

LETTERS	PAGES
k, K .....	46, 65, ..
l, L .....	44, 79, 109
m, M .....	15, 60, 96
n, N .....	18, 59, 95
o, O .....	23, 54, 89
p, P .....	38, 83, 105
q, Q .....	48, 62, 98
r, R .....	21, 84, 106
s, S .....	13, 78, 108
t, T .....	36, 81, 110

LETTERS	PAGES
u, U .....	20, 73, 102
v, V .....	33, 72, 101
w, W .....	34, 61, 97
x, X .....	32, 67, 100
y, Y .....	43, 74, 103
z, Z .....	52, 66, 100
O .....	16
A .....	27
S .....	39
Figures .....	53

