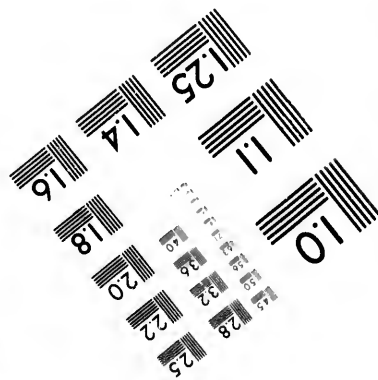
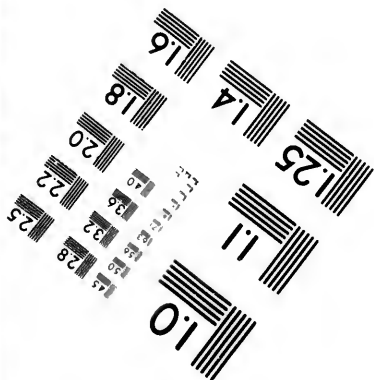
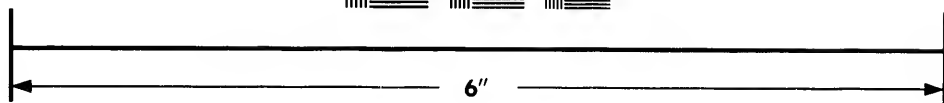
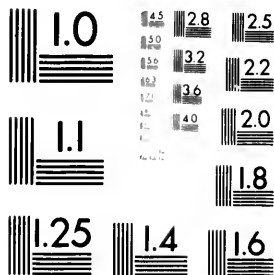


**IMAGE EVALUATION
TEST TARGET (MT-3)**



**Photographic
Sciences
Corporation**

23 WEST MAIN STREET
WEBSTER, N. Y. 14580
(716) 872-4503

28
32
22
20

**CIHM/ICMH
Microfiche
Series.**

**CIHM/ICMH
Collection de
microfiches.**

10



Canadian Institute for Historical Microreproductions

Institut canadien de microreproductions historiques

1980

Technical and Bibliographic Notes/Notes techniques et bibliographiques

The Institute has attempted to obtain the best original copy available for filming. Features of this copy which may be bibliographically unique, which may alter any of the images in the reproduction, or which may significantly change the usual method of filming, are checked below.

L'Institut a microfilmé le meilleur exemplaire qu'il lui a été possible de se procurer. Les détails de cet exemplaire qui sont peut-être uniques du point de vue bibliographique, qui peuvent modifier une image reproduite, ou qui peuvent exiger une modification dans la méthode normale de filmage sont indiqués ci-dessous.

Coloured covers/
Couverture de couleur

Coloured pages/
Pages de couleur

Covers damaged/
Couverture endommagée

Pages damaged/
Pages endommagées

Covers restored and/or laminated/
Couverture restaurée et/ou pelliculée

Pages restored and/or laminated/
Pages restaurées et/ou pelliculées

Cover title missing/
Le titre de couverture manque

Pages discoloured, stained or foxed/
Pages décolorées, tachetées ou piquées

Coloured maps/
Cartes géographiques en couleur

Pages detached/
Pages détachées

Coloured ink (i.e. other than blue or black)/
Encre de couleur (i.e. autre que bleue ou noire)

Showthrough/
Transparence

Coloured plates and/or illustrations/
Planches et/ou illustrations en couleur

Quality of print varies/
Qualité inégale de l'impression

Bound with other material/
Relié avec d'autres documents

Includes supplementary material/
Comprend du matériel supplémentaire

Tight binding may cause shadows or distortion along interior margin/
La reliure serrée peut causer de l'ombre ou de la distorsion le long de la marge intérieure

Only edition available/
Seule édition disponible

Blank leaves added during restoration may appear within the text. Whenever possible, these have been omitted from filming/
Il se peut que certaines pages blanches ajoutées lors d'une restauration apparaissent dans le texte, mais, lorsque cela était possible, ces pages n'ont pas été filmées.

Pages wholly or partially obscured by errata slips, tissues, etc., have been refilmed to ensure the best possible image/
Les pages totalement ou partiellement obscurcies par un feuillet d'errata, une pelure, etc., ont été filmées à nouveau de façon à obtenir la meilleure image possible.

Additional comments:
Commentaires supplémentaires:

This item is filmed at the reduction ratio checked below/
Ce document est filmé au taux de réduction indiqué ci-dessous.

10X	14X	18X	22X	26X	30X
<input type="checkbox"/>	<input type="checkbox"/>	<input type="checkbox"/>	<input checked="" type="checkbox"/>	<input type="checkbox"/>	<input type="checkbox"/>
12X	16X	20X	24X	28X	32X

The copy filmed here has been reproduced thanks to the generosity of:

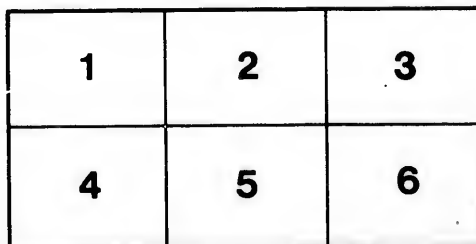
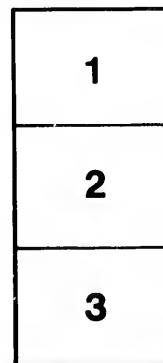
Library of the Public
Archives of Canada

The images appearing here are the best quality possible considering the condition and legibility of the original copy and in keeping with the filming contract specifications.

Original copies in printed paper covers are filmed beginning with the front cover and ending on the last page with a printed or illustrated impression, or the back cover when appropriate. All other original copies are filmed beginning on the first page with a printed or illustrated impression, and ending on the last page with a printed or illustrated impression.

The last recorded frame on each microfiche shall contain the symbol \rightarrow (meaning "CONTINUED"), or the symbol ∇ (meaning "END"), whichever applies.

Maps, plates, charts, etc., may be filmed at different reduction ratios. Those too large to be entirely included in one exposure are filmed beginning in the upper left hand corner, left to right and top to bottom, as many frames as required. The following diagrams illustrate the method:



L'exemplaire filmé fut reproduit grâce à la générosité de:

La bibliothèque des Archives
publiques du Canada

Les images suivantes ont été reproduites avec le plus grand soin, compte tenu de la condition et de la netteté de l'exemplaire filmé, et en conformité avec les conditions du contrat de filmage.

Les exemplaires originaux dont la couverture en papier est imprimée sont filmés en commençant par le premier plat et en terminant soit par la dernière page qui comporte une empreinte d'impression ou d'illustration, soit par le second plat, selon le cas. Tous les autres exemplaires originaux sont filmés en commençant par la première page qui comporte une empreinte d'impression ou d'illustration et en terminant par la dernière page qui comporte une telle empreinte.

Un des symboles suivants apparaîtra sur la dernière image de chaque microfiche, selon le cas: le symbole \rightarrow signifie "A SUIVRE", le symbole ∇ signifie "FIN".

Les cartes, planches, tableaux, etc., peuvent être filmés à des taux de réduction différents. Lorsque le document est trop grand pour être reproduit en un seul cliché, il est filmé à partir de l'angle supérieur gauche, de gauche à droite, et de haut en bas, en prenant le nombre d'images nécessaire. Les diagrammes suivants illustrent la méthode.

trata
o

elure,
n à

1891

(67)

SERUM THERAPY IN CANADA IN 1861.

BY SIR JAMES GRANT, K.C.M.G., F.R.C.P., Lond.

The subject of Serum Therapy, through which Dr. Freidman, of Berlin, Germany, has visited this continent, is now world wide, and so closely identified with a life saving influence, that I have pleasure in submitting to this Association, the following history of its origin:—

Nineteen years have elapsed since the formation of "The Canadian Association for the Prevention of Tuberculosis," and the marked progress during that period, in staying the growth of Tuberculosis is truly most encouraging, and the evolution, in this department of Science, is of the most undoubted character. Within the past half century, Virchow, Pasteur, Koch, Lister, Wright, and Flexiner revolutionized the domain of Bacteriology, and their discoveries marked beyond doubt their well defined scientific advancement. In 1861, as physician to General Protestant Hospital, Ottawa, assisted the late Dr. Hamnet Hill in a surgical operation, and contracted blood poisoning, while at that time in a poor state of health. After several weeks of serious illness, my entire system underwent a complete change for the better, to perfect recovery, and for the past fifty years of strenuous duty in a noble profession, have not been a single day off work. Why such a remarkable change for the better should have taken place was a difficult problem. I concluded that an outside poison had nullified the influence of an inside poison in my system, which stimulated research along these lines. I then introduced into the system of patients with skin disease, the Serum of ordinary vaccine, with the most practical and convincing results, and on the 20th February, 1863, over 50 years ago, published the entire facts, Medical Times and Gazette, London, England, drawing attention to a chief point, that such data prove nothing unfavorable to the claims of vaccination as a protective agent against small-pox, they prove only that which each day's experience tends to corroborate, "*That man has still much to learn.*"


Since that date the whole Science of Bacteriology has been developed, and recognition of Serum Therapy as an undoubted potent factor in the cure of disease.


(Re-printed from *The Canada Lancet*, March, 1891, page 221)

INOCULATIVE TREATMENT OF TUBERCULOSIS.

The Koch treatment still continues to be a matter of interest and speculation among the members of the medical profession throughout the world. The enthusiastic assurances of success, made rather upon a knowledge of the discoverer of the remedy than upon the results of its use, have, in a measure, abated, and all are waiting for tabulated results to pronounce the success or failure of the remedy. It would at present be unwise to hazard an opinion upon the matter, but the report of relapses in some of the cases of lupus are somewhat discouraging, and in the cases of pulmonary tuberculosis, the time elapsed has not yet been sufficient to state anything definite. It may reasonably be inferred that inasmuch as the remedy is an extract of the tubercle bacillus, its injection in large and repeated doses would, in certain cases, induce acute miliary tuberculosis. It has been asserted that in the event of failure of the treatment the idea of treating diseases by inoculation of the products of bacteria is a valuable suggestion to the practical therapist. But this is in no sense a new idea, for in the *London Medical Times and Gazette* of March 14, 1863, Sir James A. Grant, of Ottawa, showed the possibility of *vaccination* proving curative in many forms of contagious affections, and his communication of that date forms a very interesting item in the light of the discoveries of Dr. Koch.

Credit has been given by Dr. Radcliffe Crocker, of University College Hospital, London, to the paper on this subject of 1863, in his work on Skin Diseases.





(Re-printed from the *Montreal Medical Journal*, January, 1891, page 556).

In these days when cure by injections or inoculations is attracting such widespread attention, it may be of interest to note that so far back as 1863, Dr. James Grant, of Ottawa, (now Sir James Grant), applied ordinary vaccination for the cure of skin disease, and with evidence of success. His paper on the subject may be found in the *Medical Times and Gazette, London*, for the year above mentioned. In some of the cases various remedies had been administered as alterative with apparently little benefit, but after vaccination the disease disappeared in a comparatively short time. In other cases no remedy other than vaccination was tried and healing followed. From all the conclusion is drawn that the vaccination acted as an alterative on the nutrition. Apparently this is just what Koch's lymph does, though it would seem that it is peculiar in selecting the tissues that are the site of the specific disease.

I humbly apologize for calling the attention of the Association to this important subject, after half a century of almost slumbering science, but my chief desire is to guard the position of Canada, as to priority in this great problem, on the success of which rests, the relief of suffering humanity, in a great variety of diseases, not the least Tuberculosis.

