

**CIHM/ICMH
Microfiche
Series.**

**CIHM/ICMH
Collection de
microfiches.**



Canadian Institute for Historical Microreproductions / Institut canadien de microreproductions historiques

© 1986

Technical and Bibliographic Notes/Notes techniques et bibliographiques

The Institute has attempted to obtain the best original copy available for filming. Features of this copy which may be bibliographically unique, which may alter any of the images in the reproduction, or which may significantly change the usual method of filming, are checked below.

L'Institut a microfilmé le meilleur exemplaire qu'il lui a été possible de se procurer. Les détails de cet exemplaire qui sont peut-être uniques du point de vue bibliographique, qui peuvent modifier une image reproduite, ou qui peuvent exiger une modification dans la méthode normale de filmage sont indiqués ci-dessous.

- | | |
|--|--|
| <input type="checkbox"/> Coloured covers/
Couverture de couleur | <input checked="" type="checkbox"/> Coloured pages/
Pages de couleur |
| <input type="checkbox"/> Covers damaged/
Couverture endommagée | <input type="checkbox"/> Pages damaged/
Pages endommagées |
| <input type="checkbox"/> Covers restored and/or laminated/
Couverture restaurée et/ou pelliculée | <input type="checkbox"/> Pages restored and/or laminated/
Pages restaurées et/ou pelliculées |
| <input type="checkbox"/> Cover title missing/
Le titre de couverture manque | <input checked="" type="checkbox"/> Pages discoloured, stained or foxed/
Pages décolorées, tachetées ou piquées |
| <input type="checkbox"/> Coloured maps/
Cartes géographiques en couleur | <input type="checkbox"/> Pages detached/
Pages détachées |
| <input type="checkbox"/> Coloured ink (i.e. other than blue or black)/
Encre de couleur (i.e. autre que bleue ou noire) | <input checked="" type="checkbox"/> Showthrough/
Transparence |
| <input type="checkbox"/> Coloured plates and/or illustrations/
Planches et/ou illustrations en couleur | <input type="checkbox"/> Quality of print varies/
Qualité inégale de l'impression |
| <input type="checkbox"/> Bound with other material/
Relié avec d'autres documents | <input type="checkbox"/> Includes supplementary material/
Comprend du matériel supplémentaire |
| <input type="checkbox"/> Tight binding may cause shadows or distortion
along interior margin/
La reliure serrée peut causer de l'ombre ou de la
distorsion le long de la marge intérieure | <input type="checkbox"/> Only edition available/
Seule édition disponible |
| <input type="checkbox"/> Blank leaves added during restoration may
appear within the text. Whenever possible, these
have been omitted from filming/
Il se peut que certaines pages blanches ajoutées
lors d'une restauration apparaissent dans le texte,
mais, lorsque cela était possible, ces pages n'ont
pas été filmées. | <input type="checkbox"/> Pages wholly or partially obscured by errata
slips, tissues, etc., have been refilmed to
ensure the best possible image/
Les pages totalement ou partiellement
obscurcies par un feuillet d'errata, une pelure,
etc., ont été filmées à nouveau de façon à
obtenir la meilleure image possible. |
| <input checked="" type="checkbox"/> Additional comments:/ [Printed ephemera] 1 sheet (verso blank)
Commentaires supplémentaires: | |

This item is filmed at the reduction ratio checked below/
Ce document est filmé au taux de réduction indiqué ci-dessous.

10X	12X	14X	16X	18X	20X	22X	24X	26X	28X	30X	32X
							✓				

The copy filmed here has been reproduced thanks to the generosity of:


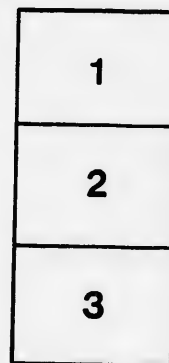
D. B. Weldon Library
University of Western Ontario
(Regional History Room)

The images appearing here are the best quality possible considering the condition and legibility of the original copy and in keeping with the filming contract specifications.

Original copies in printed paper covers are filmed beginning with the front cover and ending on the last page with a printed or illustrated impression, or the back cover when appropriate. All other original copies are filmed beginning on the first page with a printed or illustrated impression, and ending on the last page with a printed or illustrated impression.

The last recorded frame on each microfiche shall contain the symbol \rightarrow (meaning "CONTINUED"), or the symbol ∇ (meaning "END"), whichever applies.

Maps, plates, charts, etc., may be filmed at different reduction ratios. Those too large to be entirely included in one exposure are filmed beginning in the upper left hand corner, left to right and top to bottom, as many frames as required. The following diagrams illustrate the method:



L'exemplaire filmé fut reproduit grâce à la générosité de:

D. B. Weldon Library
University of Western Ontario
(Regional History Room)

Les images suivantes ont été reproduites avec le plus grand soin, compte tenu de la condition et de la netteté de l'exemplaire filmé, et en conformité avec les conditions du contrat de filmage.

Les exemplaires originaux dont la couverture en papier est imprimée sont filmés en commençant par le premier plat et en terminant soit par la dernière page qui comporte une empreinte d'impression ou d'illustration, soit par le second plat, selon le cas. Tous les autres exemplaires originaux sont filmés en commençant par la première page qui comporte une empreinte d'impression ou d'illustration et en terminant par la dernière page qui comporte une telle empreinte.

Un des symboles suivants apparaîtra sur la dernière image de chaque microfiche, selon le cas: le symbole \rightarrow signifie "A SUIVRE", le symbole ∇ signifie "FIN".

Les cartes, planches, tableaux, etc., peuvent être filmés à des taux de réduction différents. Lorsque le document est trop grand pour être reproduit en un seul cliché, il est filmé à partir de l'angle supérieur gauche, de gauche à droite, et de haut en bas, en prenant le nombre d'images nécessaire. Les diagrammes suivants illustrent la méthode.

ire
détails
es du
modifier
er une
filmage

es


errata
to

pelure,
n à

32X

THE "ELEVATOR DITCHING MACHINE."

(Carter & Rennie's Patent.)



PATENTED IN CANADA AND THE U.S. 1880 AND 1883.

This New Invention is a Grand Success !

The benefits of under-draining are becoming more apparent to the farmer every year, and to meet the demand for a Draining Machine, we have constructed at a great cost the **Elevator Ditching Machine**, which we now present to the public as the only *practical* Draining Machine ever invented or placed on the market. It is capable of cutting in clean soils, with one man and one team of horses to work it, from half a mile to one mile of ditch, 3 feet deep, 8 inches wide at bottom and 12 inches wide at top, in 10 hours. Where the ground is hard or stoney, an extra team of horses will be required to accomplish the same amount of work. It is so constructed that the operator sits on a spring seat in the rear of the Machine and controls it by a system of levers as easily as a Reaper or Mower. With the exception of the truck wheels, it is made entirely of **Steel**, therefore combining all the good qualities of **Strength, Lightness and Durability**.

The above engraving gives a general idea of its construction. The Elevating Wheel is 4 feet in diameter with a tire in sections, each of which forms the bottom of a Bucket or Elevator. When the wheel is in motion, the Buckets or Elevators, as they reach the Spade, which is stationed immediately behind the Elevating Wheel, are forced out, and, by means of a cam, fill themselves with the earth that has been raised by the spade. It is then elevated to the top or discharging point, where the buckets are drawn into the wheel, and the earth is scraped off the tire and allowed to run down a steel spout, which deposits it at a convenient distance from the trench.

The space is regulated by a lever to cut any required depth up to 3 inches, or may be drawn entirely out of the cut if desired.

By throwing down the Castor Wheel with the lever for the purpose, and raising the front end of the machine by a lever on the right of the operator, it can be mounted on three wheels for turning or moving about.

The Machine is drawn forward and backward in the same track, cutting any desired depth up to three inches each time, according to the nature of the soil, until the ditch is completed.

PRICE, FREE ON BOARD CARS AT TORONTO, \$275.

ADDRESS ALL ORDERS AND COMMUNICATIONS TO—

WILLIAM RENNIE,

Corner Adelaide and Jarvis Streets.

Toronto Canada.

