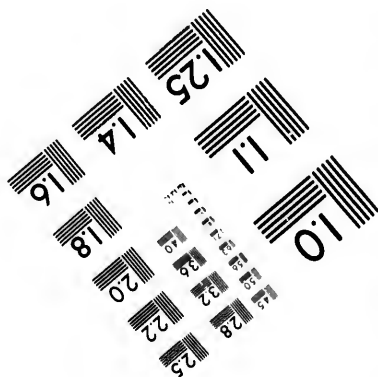
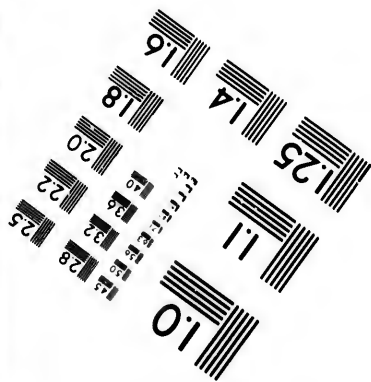



**IMAGE EVALUATION
TEST TARGET (MT-3)**



28
22
25
22
20

**CIHM/ICMH
Microfiche
Series.**

**CIHM/ICMH
Collection de
microfiches.**

10



Canadian Institute for Historical Microreproductions

Institut canadien de microreproductions historiques

1980

Technical Notes / Notes techniques

The Institute has attempted to obtain the best original copy available for filming. Physical features of this copy which may alter any of the images in the reproduction are checked below.

L'Institut a microfilmé le meilleur exemplaire qu'il lui a été possible de se procurer. Certains défauts susceptibles de nuire à la qualité de la reproduction sont notés ci-dessous.

Coloured covers/
Couvertures de couleur

Coloured pages/
Pages de couleur

Coloured maps/
Cartes géographiques en couleur

Coloured plates/
Planches en couleur

Pages discoloured, stained or foxed/
Pages décolorées, tachetées ou piquées

Show through/
Transparence

Tight binding (may cause shadows or distortion along interior margin)/
Reliure serrée (peut causer de l'ombre ou de la distortion le long de la marge intérieure)

Pages damaged/
Pages endommagées

Additional comments/
Commentaires supplémentaires

Pages wholly or partially obscured by errata slips, tissues, etc., have been refilmed to ensure the best possible image.

Bibliographic Notes / Notes bibliographiques

Only edition available/
Seule édition disponible

Pagination incorrect/
Erreurs de pagination

Bound with other material/
Relié avec d'autres documents

Pages missing/
Des pages manquent

Cover title missing/
Le titre de couverture manque

Maps missing/
Des cartes géographiques manquent

Plates missing/
Des planches manquent

Additional comments/
Commentaires supplémentaires

The images appearing here are the best quality possible considering the condition and legibility of the original copy and in keeping with the filming contract specifications.

Les images suivantes ont été reproduites avec le plus grand soin, compte tenu de la condition et de la netteté de l'exemplaire filmé, et en conformité avec les conditions du contrat de filmage.

The last recorded frame on each microfiche shall contain the symbol ➡ (meaning "CONTINUED"), or the symbol ▼ (meaning "END"), whichever applies.

Un des symboles suivants apparaîtra sur la dernière image de chaque microfiche, selon le cas: le symbole ➡ signifie "A SUIVRE", le symbole ▼ signifie "FIN".

The original copy was borrowed from, and filmed with, the kind consent of the following institution:

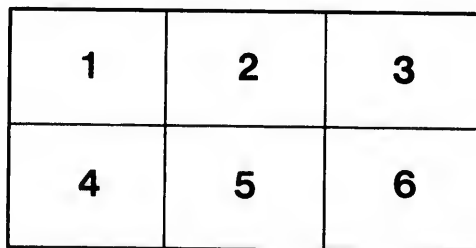
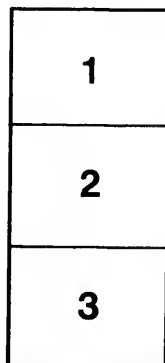

National Library of Canada

L'exemplaire filmé fut reproduit grâce à la générosité de l'établissement prêteur suivant :

Bibliothèque nationale du Canada

Maps or plates too large to be entirely included in one exposure are filmed beginning in the upper left hand corner, left to right and top to bottom, as many frames as required. The following diagrams illustrate the method:

Les cartes ou les planches trop grandes pour être reproduites en un seul cliché sont filmées à partir de l'angle supérieure gauche, de gauche à droite et de haut en bas, en prenant le nombre d'images nécessaire. Le diagramme suivant illustre la méthode :





QUERY: How big should the territorial limit be on which the protective scheme is applied?

OUR POLICY: "Foreigners inflict loss on us by taxing our products on their importation, but by taxing theirs we inflict on ourselves a second loss by obliging ourselves to pay more dearly for them. Because they injure us, we impose a fine on ourselves. Impoverished by them, we complete our own ruin."

GARFIELD, late President of the United States: "Commerce makes mankind a family of brothers, in which the welfare of each member depends upon that of the others. It thus creates that unity of our race which causes the resources of the whole world to be at the disposal of each individual."

GLADSTONE: Rt. Hon. Wm. Ewart: "I do not scruple, gentlemen, to assure you, as a matter of fact, established by our experience, that the road of free trade is like the road of virtue—the first steps are the most painful, the last are the most profitable. If it be good to abolish prohibitions and to substitute protective duties, if it be good to pass from high protective duties to those which are moderate, and again from the moderate to the low, yet there is one step yet to be taken—it is to abolish such duties altogether; and believe me, it is best of all. As long as a duty of this kind remains, it is, after all, a question only whether the chains laid upon human industry and skill shall be heavier or lighter, but they still remain. And do not let us fall into the sophism which would persuade us that the extinction of a duty is of necessity a loss to the State. The State abolishing duties which fetter industry finds its compensation in an increased return which the augmented wealth and activity of the country supply from less exceptional sources."—*Address to Political Economy Society of Paris.*

CHANNING, DR.: "We will add, that we attach no importance to what is deemed the chief benefit of tariffs,—that they save the necessity of direct taxation, and draw from the people a large revenue without their knowledge. In the first place, we say that a free people ought to know what they pay for freedom and pay it joyfully, and that they should as truly scorn to be chested into support of their government as into support of their children. In the next place, a large revenue is no blessing. An overflowing treasury will always be corrupting to the governor and the governed."—*Article in the Ariston Union.*

Can
Pam
C

Elliott, James R.

THE TRADE RELATIONS
OF THE
FARMERS OF NOVA SCOTIA.

Elliott J.R. The Trade Relations of the Farmers of J
Volume PP 16.

of vast importance to all classes are urgently recommended in the interest
of our farmers. The Maritime farmers, in particular, are receiving special
notice from very diverse quarters. Some contending that existing condi-
tions are just what they require, others, that they, of all our people, have
reason to complain of our fiscal laws and our trade relations. This being

THE
Laurencetown Free Trade League
FORMED NOVEMBER, 1886.

- | | |
|--------------------------------------|-------------------------------|
| J. R. ELLIOTT, PRESIDENT. | FREEMAN FITCH, TREASURER. |
| J. W. WHITMAN, FIRST VICE-PRESIDENT. | JAMES KELLIER, SECRETARY. |
| JOHN HALL, SECOND VICE-PRESIDENT. | NORMAN DUNN, ASST. SECRETARY. |

POST OFFICE ADDRESS,

LAURENCETOWN, N. S.

the
Notice.

By John H B 1887

ding the bounds so as to include the United States, but, with a
against other countries, far more exclusive than our own at
ime. The out and out free traders consider a world-wide free
commodities, none too extensive for our highest development.
! these much talked of policies is in the interest of the people of

interest-
a farmer.
d under
evidence
ad physi-
laws, not
a general
highway
s well as
Scotian,
is of our
ies have
nfinnes of

actically
ng party

OUR POLICY
importation, but by taxing
ourselves to pay more dearly for the
ourselves. Impoverished by them, we compel

GARFIELD, late President of the United States : " Commerce is a
family of brothers, in which the welfare of each member depends upon
others. It thus creates that unity of our race which causes the resources of the
whole world to be at the disposal of each individual."

GLADSTONE : Rt. Hon. Wm. Ewart : " I do not scruple, gentlemen, to assure you,
as a matter of fact, established by our experience, that the road of free trade is like
the road of virtue—the first steps are the most painful, the last are the most profit-
able. If it be good to pass from the moderate duties which we have, to the abolition of prohibitions and to substitute protective duties, if it be
good to pass from the moderate duties which we have, to the abolition of prohibitions and to substitute protective duties, if it be
from the moderate
such duties alto-
remains, it is, e
and skill shall
into the sophis-
a loss to the St
pensation in a
country supply
of Paris.

CHANNING
the chief benefi-
from the people
that a free peo-
that they shou-
support of the
overflowing tr-
Article in the

OBJECTS.

- FIRST:** The Study and Discussion of questions in Political Economy, especially such as relate to the Laws of Trade, and the diffusion of information thereon.
- SECOND:** The formation of a public opinion that will secure Legislative action towards freedom of commercial intercourse.
- THIRD:** The furthering the establishment of similar Associations, and of fraternal relations with them; and the promotion of social intercourse among its members.

Can
Pam
E

Elliot, James R.

THE TRADE RELATIONS OF THE FARMERS OF NOVA SCOTIA.

The farmers of Canada occupy a unique position at the present day. For the first time in the history of the Confederation they are moving independently, in an agitation for the gain of what they consider their commercial rights. The platform and the press are discussing their interests as never before. Changes in the commercial life of the country of vast importance to all classes are urgently recommended in the interest of our farmers. The Maritime farmers, in particular, are receiving special notice from very diverse quarters. Some contending that existing conditions are just what they require, others, that they, of all our people, have reason to complain of our fiscal laws and our trade relation. This being so, an apology is not necessary, for presenting to the public, some interesting statistics bearing on this subject as it concerns the Nova Scotia farmer.

These statistics, representing our trade at different periods, and under the influence of opposite fiscal policies, seem to give pretty good evidence that, although we are geographically connected to a continent, and physically far from the other great haunts of men, we are by natural laws, not depending upon this continent alone, but, to the human family in general for assistance in developing our industries. That the great ocean highway brings the Newfoundlander, the Briton and the West Indian, as well as the Canadian and the American into co-operation with the Nova Scotian, for the satisfaction of their wants, and for the industrial progress of our own people. That the full power of the products of our industries have never been, nor are they likely to be, secured to us within the confines of this continent alone.

The policy of the ruling party in Dominion politics is to practically confine our trade within the limits of our own country. The ruling party aim at extending the bounds so as to include the United States, but, with a fiscal policy against other countries, far more exclusive than our own at the present time. The out and out free traders consider a world-wide free exchange of commodities, none too extensive for our highest development.

Which of these much talked of policies is in the interest of the people of

Nova Scotia, is a question of vast importance, and one which should not be too hastily decided.

In estimating the advantages and disadvantages of international exchanges, we have to give special attention not only to our interests as producers, but, also to our interests as consumers, the final end and aim of all our productions.

The first named party do not claim to advance the well-being of the people as consumers, except, in so far as their protective system promises to aid them as producers, therefore we may pass on to the second class. Those who advocate a continental union, lay great stress on the benefits to be derived through it for us as consumers, and at the same time in order to bring it about would put a new burden on us as consumers of products procured beyond the continent to the extent of the relief given on our border.

We ask, what need have we to seek the assistance of any foreign power to aid us as consumers any farther than they are willing to do by furnishing at a low price all the articles we require from them? The people of Canada have the fullest power that the most privileged country enjoys to establish laws for their freedom as consumers. We have but to face the responsibilities of a free trade policy fairly and squarely, and stand by our principles until they become a positive force with a majority of our people. Then, and not until then, may we hope to gain the real benefits of free trade. If we believe that the farmers of our country should enjoy the blessings of this freedom, we have no right to say it cannot be obtained through legitimate channels until an energetic, methodical and patient effort has been put forth to bring it about. That effort has certainly never been put forth.

The tyranny and oppression of the present government in our commercial matters may try the patience of a portion of our people, and drive them into supporting short cuts to obtain freedom, but it would be anything but wise for the more thoughtful of this young nation, to allow the false policy of the present to be substituted for one far more oppressive in a financial sense and most terribly revolutionary in a political sense. And all this to gain—so far as freedom to consumers is concerned—what may be gained by establishing correct principles among ourselves.*

In the year 1886, we (Nova Scotia) imported from the United States \$2,217,403 worth of goods, while we imported from all other countries \$5,631,816 in value. To give freedom to a two million dollar import trade,

*If it be found that the demand by the Upper Provinces is irresistible for a protective unit, having its centre either in Ontario, or a few hundred miles to the south of it in a foreign country, to the manifest ruin of the Maritime Provinces, then they (the Maritime Provinces), should join Nova Scotia in demanding a separation.

and at the same time put an increased restriction against a five million dollar import, would certainly not be in our interests as consumers.

In estimating our interests as producers, we should consider the importance of each foreign trade under question, and the probable effect of our policy on their growth and continuance: the effect of our policy on our domestic producers by the import of similar products to those under consideration at home; and, also, what the tendency of our policy will be to draw the consuming centres away from our own producers.

The trade returns of our Province for the year ending the 30th of September, 1864, gives us the information that we sent to Great Britain that year, of the products of the Nova Scotia farmer, the insignificant value of \$1,286, but last year we sent \$474,687, and in 1885 this export reached \$844,776.

These figures show that the demand in Great Britain for the products of our farm is growing at a rapid rate, and, should she still continue her liberal trade policy, we are to have a grand future, for, at least, a very considerable part of our people in producing for that market.

In 1864 our farmers sent of their products to Newfoundland, \$174,574 worth, being an amount \$7,115 greater than we sent that year to the United States; in 1885 this export rose to \$246,956, being \$87,289 worth more than was sent to the United States; in 1886 it reached \$277,148, or \$4,668 more than we sent to the United States. In the first named period we had absolute free trade in farm products with both countries: in the latter periods trade was restricted with both countries, eggs, however, (one of our largest exports) being allowed free entry into the United States market.

In the year 1864 our farmers shipped of their products to the British West Indies, \$240,925 in value, in 1885, \$34,237, and in 1886, \$35,826. Owing to the depression of the sugar business of those islands, the demand for our productions has declined. This shows how much nations are affected by the prosperity of each other; but had we, during these years, been pursuing a liberal trade policy towards them, their demands for our farm products would have assumed far different proportions.

We find by summing up our trade with these British possessions, that notwithstanding our policy of discouragement to foreign trade, our exports of the farm to them has grown from \$416,785 in 1864, to \$787,841 last year, and rose to \$1,125,969 in 1885.

It should be encouraging to our farmers to feel that there are customers somewhere who require their productions, and are willing to trade liberally with them. As producers, our farmers should certainly encourage trade

x *1125,969*

with those countries, for, while their demands for farm products increase, they send practically no similar goods to this market, nor are they likely to do so in the future. This gives us something of an idea of the volume and the nature of one part of our maritime trade. We will now turn our attention to our inland* trade or the trade of our farmers with the Upper Provinces and the United States.

Our trade returns for 1864 report sales of farm products to the Upper Provinces to the value of \$267 ; for 1884, Mr. Fairweather reports a sale of \$12,000 of canned milk to them, of which twenty per cent. might be reckoned as an export of farm products. The sales of canned milk have probably increased very much since that year, but, with this exception, and the sale of a quantity of potatoes in the beginning of the present year, we have no record or report of any demand in the Upper Provinces for the products of our farms.

In 1864, after a term of perfect free trade in farm products, the United States demanded only \$167,459 worth ; in 1885, under a restrictive policy, this demand declined to \$159,667, but rose again in 1886 to \$272,480. This trade would, no doubt, double or perhaps treble at once under free laws : to the vast benefit of the foreign consumers, and the greatly increased prosperity of a large portion of our farmers.

It is illiberal, unjust, short-sighted and even barbarous, for the two nations to stand—as they do—in the way of the natural rights of the people of the two countries ; but we cannot bargain away or imperil the rights of others or perhaps greater rights, in order to obtain what a civilized people should grant without question.

We sent last year to customers outside the continent of the products of our farms, \$879,748 ; to inland trades \$272,480, to which might be added \$20,000 worth of milk, consumed in canning, for the Upper Provinces.

In 1885 we shipped to customers beyond the continent \$1,249,741 of farm products, and by inland trade \$169,667 to the United States, and \$12,000 worth of canned milk to the Upper Provinces.

These figures prove that our maritime customers are too valuable to our farmers to be bartered away for less important ones on the continent.

The aim of both Protectionists and Continental Unionists is to extend our interests as producers. Both fail to do this by cheapening the cost of producing, for while the first taxes all around, the latter would put a new tax on one side to the extent of the relief given on the other.

In the days of the old reciprocity treaty our producers were taxed only

*Where the term "Inland trade" is used in this paper, it will have reference only to the trade of the Upper Provinces and the United States.

ten per cent. on their consumption, for "revenue only," their competitors in Ontario paid twenty per cent., and those in the United States about the same. We are now on equal terms with Ontario, and we know the difficulties we have to encounter in competing with the farm products of that province (a condition which would not cease with commercial union): under the proposed scheme we would have the competition of the United States in addition, and our farmers burdened with customs taxes averaging not less than thirty per cent. for both revenue and protective purposes. We will find, we think, that in the aggregate, our farmers, purely as producers, would not gain by the commercial union now proposed between ourselves and the United States.

In 1864 we purchased \$2,141,792 worth of the products of the farms and flour mills of the United States, of this amount \$220,219 consisted of beef, pork, and hams, a sum \$52,760 greater than our total export of farm products to the United States for that year.

Last year our imports from that country amounted to \$549,814, in 1885 it reached a total of \$872,286, or more than five times our export to them in that year.

From the Upper Provinces we purchased \$248,318 of farm products in 1864, but after a period of restriction against the United States this demand rose to about \$2,115,625 in 1884, and is likely much greater by this time. A return to freedom of trade with the United States, would undoubtedly reverse our demand, which is now much larger for Canadian farm products to demanding a greater proportion from the United States. This would help us as consumers, but, would it be in the interest of the farmer, if a protective policy still weighed against him through his consumption of highly taxed foreign and highly protected United States and Canadian manufacturers?

The tendency of our national policy has undoubtedly been to transfer capital, labor and business of all kinds to favored centres. The most potent influence in diminishing the import trade of Halifax from \$10,500,000, which it was in 1866 to \$6,154,107 in 1885, would still continue to operate, though perhaps in a different direction, should the control of our commercial matters become a part of the United States National Policy. The principal influence which under our National Policy has increased the imports of the port of Montreal from \$24,241,217 in 1866 to \$40,479,020 in 1885 and her exports in the same time from \$6,219,943 to \$27,168,590, while national laws* were loudly protesting against such a strained condition of trade,

*556,657 tons of shipping, with crews numbering 19,569, entered the port of Halifax in the year 1886. 530,897 tons of shipping, with crews numbering 14,153, entered the port of Montreal in the same year.

would still operate against us should we make the Middle States the centre of our commercial system instead of the Upper Provinces.

The influences which have been working to increase the power of the port of New York as a commercial, financial, and industrial centre of the United States, until 70 per cent of the whole imports of the Union pass through that port, paying 69 per cent of the federal revenue derived from taxes on imports, which has, as a consequence made New York the great exporting port of the Union, until nearly 50 per cent of the total foreign shipments pass through it, would draw against this province should we adopt their centralizing system, just as our centralizing system now works against us. Labor will be drawn to that centre where capital and commerce are most favored, and it follows, that, in these centres consumption will be the greatest. The centre of consumption in the United States has, during the last protective era, been rapidly shifting from the east to the west. A free trade policy (which is not proposed by commercial unionists) would give to the importers of our smaller cities, a more equal chance against the customs wall which now drives all imports to the great "Squeeze stations"* of Canada and the United States. If our imports were allowed free entry at our smaller cities, shipping would find its way to those ports and greater exports would be the result, more capital and labor would find employment, and consumption would increase. There is, in fact, nothing in the commercial union scheme to promise any relief from the centralizing effects of our present policy, and, consequently, nothing in it to increase the home market of the Nova Scotia farmer.

The farmers of our province compose 43 per cent of our population, 1 per cent less than in the United States, yet we find that we import from foreign countries and the upper provinces over three millions of dollars worth of farm products, or about seven dollars' worth for each inhabitant, or equal to forty-eight dollars for each farmer, while the United States imports about one dollar per head of its population. We export to other countries (the upper provinces included), slightly over one and a half millions of dollars' worth, or less than one dollar per head of our population, or equal to about twenty-two dollars per each farmer.

Using Mr. Fairweather's statistics, we find that the Province must import in manufactured goods from the Upper Provinces (not mentioning foreign imports), a value upwards of two millions of dollars greater than we exported to them (including mineral shipments). That the farmers do not pay for their share of this purchase by exports of farm products to the Upper Provinces, or to the United States, is clearly evident.

*The Chinese term for customs stations.

Our exports are smaller than they should be, as shown by Mr. J. H. Fletcher, of New Brunswick, who stated recently at a farmers' meeting, that last year Ontario exported per each acre under cultivation, \$8.66, Quebec, \$16.11, while Nova Scotia only sent \$3.87 in value.

Every thing goes to prove that our manufacturers and other classes are consuming foreign and upper province farm products, and that we are selling little or no farm products on the continent, in exchange for the manufactured goods we are receiving from them. Every thing proves that our farmers are so situated that the competition in America (Upper Provinces and United States) is such that there are but few articles that they can raise to advantage, and that these must have the freest chance to circulate where they will be required. It proves that the farmer's market must not be limited to this continent alone, unless we wish to ruin the farmer of Nova Scotia completely.

The farmers cannot keep pace with this advanced age as liberal consumers if they are not abundant or successful producers, unless their commodities have large powers in measuring against other commodities. They certainly will not have this power, unless they have the greatest possible freedom of the world's markets. We may secure this by meeting freedom with freedom, when liberally and unquestionably offered, and imperil freedom once obtained, by short-sighted, overreaching policies.

It would certainly be morally wrong, while we think, it would be anything but good diplomacy in this civilized age, to enter into ungenerous or selfish alliances with any country against another, depending solely upon the enlightenment and generosity of the latter, to save us from retaliatory treatment.

In conclusion, we say: Give us no sham free trade policy,—no freedom with one country for a term of years to prevent us gaining free trade with the rest of the world. No policy that will put our farmers, and in fact the masses of our people, under the heel of foreign monopolies. No policy of cringing dependence for our commercial and industrial development on a country whose course in such matters towards all countries not politically connected to her, has for the last quarter of a century, been of the most selfish character.

Rather let us work energetically, faithfully, consistently, and patiently for true free trade; for a policy of independence and self-reliance; for a living faith in the resources of our own country—in the worth, ability, and force of our people to hold their own against the competition of the world, in the capacity of our intelligence to grapple with our own commer-

cial problems; with positive faith in the power and right of our principles and in their final triumph with a worthy people. This course, and this only, can promise peace, satisfaction, independence, and true prosperity in its full measure to the most important wealth producers in our provinces, the farmers of Nova Scotia.

Nova Scotia's Principal Imports of Farm Products.

Fiscal Year.....	United States	United States	United States	Total	Total	Total.
	1864	1885	1886	Excepting United States	Excepting United States	
Animals.....	612		157		706	863
Horned Cattle.....			none.	600	4,174	4,174
Horses.....		3,700	3,194	none.	none.	3,194
Animals all other.....		110	346	none.	none.	346
Poultry.....		428	286	107	17	303
Butter and Lard.....	17,630					
Butter.....		1,161	22	17	49	71
Cheese.....	5,536	103	16	562	639	655
Flour.....	1,785,818			none.		
Green Fruit.....	29,077	6,666	4,305		none.	4,305
Grain.....	56,593					
Onions.....	12,208					
Hides and Skins.....	1,753					
Eggs.....		287	96	none.	none.	96
Horns and Hoofs.....			25		none.	25
Bacon and Hams.....		3,970	18,961	5	134	19,095
Beef, Pork and Hams.....	220,219					
Beef.....		34,925	32,169	288	18	32,187
Pork.....		35,830	31,647	none.	8	31,655
Sheep Pelts.....			1,643		30	
Lard.....		23,630	15,669	none.	12	15,681
Barley.....		none.	14	15	none.	14
Beans.....		2,215	1,262	103	72	1,334
Corn.....		54,090	54,224	none.	none.	54,224
Corn Meal.....		226,343	202,801	none.	none.	202,801
Oats.....		8	1	none.	none.	1
Oat Meal.....		38	65	149	112	177
Wheat.....		27	12	none.	none.	12
Buckwheat Meal.....		301	216	none.	none.	216
Buckwheat.....		7	none.	none.	none.	
Peas.....		287	257	296	222	479
Rye Flour.....		93	123	none.	none.	123
Wheat Flour.....		370,656	58,765	158	216	58,971
Damaged Flour.....		3,710	114	none.	none.	114
Potatoes.....		22	41	none.	none.	52
Berries, Grapes, Peaches, &c.....		17,019	20,147	8,805	17,922	38,069
Trees.....		4,518	5,679	none.	491	6,170
Tomatoes.....		1,509	1,042	352	68	1,110
Field and Garden Seeds.....		14,266		1,205		
Sweet Potatoes, &c. N. E. S.....		11,213	12,235	7,134	1,466	13,701
Bread Stuffs, N. E. S.....		1,658	3,136	250	580	3,716
Hops.....		3,564	1,708	2,237	1,951	3,659
Wool.....			386	707	674	1,060
Swine.....		91		none.	128	128
Bran and Mill Feed.....		389	76	none.	none.	76
Plants.....		1,285			262	
Bulbous Roots.....		15			311	
Hides.....	1,753	49,871	80,004	21,231	18,524	98,528
	\$2,131,179	\$872,285	\$549,814	\$44,794	\$48,212	\$598,026

Nova Scotia's Principal Imports of the Manufactures of Farm Products.

Fiscal Year.....	United States	United States	United States	Except United States	Except United States	Total.
	1864	1885	1886	1885	1886	1886
Bread and Biscuits.....	22,630	985	623	605	473	1,096
Milk Food and similar food Preparations.....			591			591
Dried Apples.....		2,869	1,616	none.	none.	1,616
Fruit in Cans.....		1,170	987	365	192	1,179
Manufactured Leather.....		5,272	1,813	3,305	3,689	5,502
Pickles, &c.....		2,183	1,620	9,718	9,505	11,125
Prepared Meats.....		6,752	7,754	none.	254	8,008
Corn Starch, &c.....		109	339	1,295	1,096	1,435
Canned Corn, Tomatoes, &c.....		1,763	1,815	293	624	2,439
Bristles.....		1,243	1,053	22	13	1,066
Hog and Horse Hair.....		313	451	none.	none.	451
Cider.....		57	115	146	none.	115
Fluid Beef not medicated..		73	8	47	58	66
Meats, N. E. S.....		147	29	129	80	109
	\$22,630	\$23,006	\$18,814	\$15,925	\$15,984	\$34,798

Unenumerated Articles Imported 1864, (not necessarily Farm Products), \$83,520.

Imports of Farm Products from the Upper Provinces to the Maritime Provinces, for the Fiscal Year 1864 and the Calendar Year 1884.

(Compiled from the trade returns and statistics published by Mr. Fairweather.)

	Nova Scotia.	Mar. Provinces for Nova Scotia	
	1864	1884	1884
Flour.....	190,850	2,750,000	1,718,750
Oatmeal.....		320,000	200,000
		3,070,000	1,918,750
Beef, Pork, Hams.....	2,250		
Bread.....	40		
Butter and Lard.....	5,182		
Green Fruit.....	282		
Grain.....	42,025		
Vegetables.....	26		
Hides and Skins.....	6,790		
Bran, Barley and Peas.....		30,000	18,750
Malt.....		60,000	37,500
Mill Feed.....		35,000	21,875
Cheese.....	873	40,000	25,000
Cured Meats.....		35,000	21,875
Oats.....		75,000	46,875
Butter.....		30,000	18,750
Preserved Fruits.....		305,000	190,625
		10,000	6,250
Total.....	248,318	3,385,000	2,115,625

“From a total import of about \$12,000,000 by the Maritime Provinces from the Upper Provinces (in 1884), Mr. Fairweather (of the St. John Board of Trade), assigned \$7,500,000 to Nova Scotia, which would be exactly 62½ per cent.”

**Nova Scotia's Total Imports of the Products of the Farm,
Excluding New Brunswick and P. E. Island.**

	1864	1885	1886
Upper Provinces	248,318	2,115,625	2,115,625
		Calendar Year 1884	Calendar Year 1884
UNITED STATES.			
Farm Products	2,131,179	872,285	549,814
Manufactures of Farm Products	22,630	23,006	15,984
	2,153,809	895,291	565,798
Total Import from U. P. and U. S.	2,402,127	3,010,916	2,681,423
ALL OTHER COUNTRIES.			
Farm Products	44,794	48,212
Manufactures of Farm Products	18,814	15,984
	63,608	64,196
Total Import.....	3,074,524	2,745,619

Import from the Upper Provinces has probably increased very much since 1884.

**Exports from Nova Scotia of the Farms in the Year Ending
September 30th, 1864.**

	Great Britain.	Newfound-land.	B. W. I.	United States.	Upper Provinces.
Vegetables	78
Horses	870	7,650	80
Cattle	38,173	131,115
Sheep and Swine	4,671	18,564
Beef, Pork and Hams, &c.	27,806	10,321	371
Butter and Lard	805	69,338	33,145	1,222
Cheese	80	112	57
Eggs	57	160	2,849
Flour	30,383	8,287	232
Fruit, Green	481	613	2,585	618
Grain	502	6,540	30,206	189
Potatoes	853	6,939	73,724
Other Vegetables	273	2,623
Hay	30	12,784	1,288
Wool	11,842
Hides and Skin	925	100	44,970
	\$1,286	\$174,574	\$240,925	\$167,459	\$20,267

**Nova Scotia's Exports of the Products of the Farm for the
Fiscal Year Ending 30th June, 1885, not including sales to
N. B. or P. E. Island.**

	Great Britain	Newfound- land.	B. W. Indies	United States	Upper Provinces.	Total Export Foreign Countries.
Horses.....		11,710		8,089		21,070
Horned Cattle.....	417,328	104,754	1,766	100		538,230
Sheep.....	410	5,646		415		20,189
Poultry.....		74	12	822		1,594
Butter.....	200	76,839	2,607	295		104,463
Cheese.....		167	1,107			1,549
Eggs.....		1,861	29	71,557		74,093
Pork.....		6,147				6,770
Fruits, Green.....	211,116	4,068	568	12,428		229,528
Fruits Green, all others.....		1,052		6,610		7,995
Oats.....	42,821	946	1,697			51,377
Potatoes.....		5,144	27,767	16,191		97,706
Other Exports of the Farm	172,911	46,355	2,631	43,169		1,154,564
Total.....	\$844,786	\$264,763	\$38,184	\$159,667		\$1,409,428

**Nova Scotia's Export of the Products of the Farm for the
Fiscal Year Ending 30th June, 1886, not including Sales
to New Brunswick or P. E. I.**

	Great Britain	Newfound- land.	B. W. Indies	United States	Upper Provinces.	Total to Foreign Countries.
Horses.....	None.	12,665	none.	5,528		\$ 18,905
Horned Cattle.....	\$97,975	116,044	none.	35		225,936
Sheep.....	60	18,861	250	none.		23,694
Poultry.....	4	645	10	847		2,354
Butter.....	40	68,350	1,277	333		84,728
Cheese.....	989	88	333	7		1,653
Eggs.....	none.	3,139	12	67,962		72,377
Pork.....	20	1,684	23	6		2,993
Green Fruits.....	109,535	3,195	564	4,778		119,012
All other Green Fruits....	none.	39	38	1,919		2,329
Oats.....	72,874	4,026	2,815	276		79,863
Potatoes.....	180	4,155	23,977	152,287		232,270
Beef.....	318	13,186	5	none		15,215
Hay.....	8,894	3,548	4,675	1,735		25,555
Other Exports of the Farm	183,798		1,847	36,787		264,604
Total.....	\$474,687	\$277,148	\$35,826	\$272,480		\$1,170,228

Comparative List of the Principal Farm Exports and Imports to and from Nova Scotia and the United States in the Years 1885 and 1886, and the rates of Duties paid by each Country.

	Exports to United States.		Imports from United States.		United States duty.	Canadian duty.
	1885	1886	1885	1886		
Horses.....	\$8,080	\$5,528	\$ 3,700	\$ 3,194	20 p. c.	20 per cent.
Poultry.....	822	847	428	286	10 p. c.	20 per cent.
Butter.....	295	333	1,161	22	4 cts. per lb.	4 cts. per lb.
Cheese.....	none.	7	16	562	4 cts. per lb.	3 cts. per lb.
Green Fruit, Apples.	12,428	4,776	6,666	4,305	Free.	40 cts. pr bl.
Green Fruit, N. E. S.	6,610	1,919	17,019	20,147	Free.	*
Eggs.....	71,557	67,962	287	96	Free.	Free.
Pork.....	none.	6	35,830	31,647	1 ct. per lb.	1 ct. per lb.
Bacon and Hams....	none.	107	3,970	18,961	2 cts. per lb.	2 cts. per lb.
Beef.....	9	none.	34,925	32,169	1 ct. per lb.	1 ct. per lb.
Mutton.....	54	78	none.	none.	20 per cent.	1 ct. per lb.
Lard.....	none.	none.	23,630	15,669	2 cts. per lb.	2 cts. per lb.
Potatoes.....	16,191	152,287	22	41	15 cts per bus	†10c. per bus.
Oats.....	none.	276	8	1	10 cts. per bus	10c. per bus.
Barley.....	none.	none.	none.	14	10 cts. per bus	15c. per bus.
Hay.....	1,640	1,735	none.	none.	\$2.00 per ton.
Wheat.....	none.	2	27	12	20 cts per bus	15c. per bus.
Corn.....	none.	none.	54,090	54,224	10 cts. per bus	7½c. per bus.
Total.....	\$117,686	\$235,863	181,819	\$181,338		

Fruits—Green, Blackberries, Gooseberries, Raspberries and Strawberries, 4 cents per lb, including weight of package; Cherries, 1 cent per quart; Grapes, 2 cents per lb; Peaches, 1 cent per lb; Lemons and Oranges, 20 per cent.

† Changed in 1887 to 15 cents per bushel.

Nova Scotia's Inland Imports and Exports of the Products of the Farm Compared (excepting N. B. and P. E. I.)

	Upper Provinces.			United States.		
	1884	1885	1886	1884	1885	1886
Imports.....	\$248,318	\$2,115,625	\$2,115,625	\$2,153,809	\$895,291	\$565,798
Exports.....	20,267	12,000	167,459	159,667	272,480

Nova Scotia's Imports and Exports of Farm Products to and from the Upper Provinces and the United States Compared with all other, (excepting N. B. and P. E. I.)

	1864		1885		1886	
	United States and Upper Provinces.	All other.	United States and Upper Provinces.	All other.	United States and Upper Provinces.	All other.
Imports	\$2,402,127		\$3,010,916	\$ 63,608	* \$2,681,423	\$ 64,196
Exports	167,726		171,667	1,249,741	+ U.S. 272,480	879,748

* Assuming that we imported no more from the Upper Provinces than in 1884 and '85.

+ No report of sales to the Upper Provinces in 1886, but presume that a quantity of canned milk was shipped.

Nova Scotia's Principal Imports of the Products of the Forest, and Woodenware.

Fiscal Year	United States.	United States.	United States.
	1864	1885	1886
Logs and Unmanufactured Timber		4,732	1,704
Boxwood, Cherry, &c.....		645	309
Mahogany		34	995
Oak		158	392
Pitch Pine		13,230	5,555
Walnut and Cedar.....		9,027	10,482
Hickory.....		825	495
Lignumvite, &c.....		44	220
Woodenware, Manufactured.....	128,738		
Woodenware, Unmanufactured.....	15,224		
FURNITURE, WOODENWARE, &c.			
Furniture		12,145	11,445
Hubs, Spokes, &c		200	189
Mouldings		139	74
Mouldings, Manufactured.....		266	681
Shingles			163
Woodenware		1,912	1,187
Manufactures of Wood, N. E. S.....		23,605	15,102
Lumber, &c., N. E. S.....		424	317
Show Cases		193	537
Total	\$143,962	\$67,579	\$49,846

Nova Scotia's Exports of the Forest.

	Great Britain.	Newfound- land.	B. W. Indies.	United States.	Upper Provinces.	Total Export.
Fiscal Year.....	1864	1864	1864	1864	1864	1864
Lumber, Timber, C'dw'd, &c.	\$172,099	\$40,930	\$371,736	\$126,529	\$ 241	\$679,617
Woodenware	59,000	3,530	2,285	8,692	2,775	
Total	231,099	44,460	374,021	135,221	3,016	879,617
Fiscal Year.....	1885	1885	1885	1885	1885	1885
Exports of the Forest	603,858	54,326	166,014	236,901	1,274,653
Fiscal Year	1886	1886	1886	1886	1886	1886
Exports of the Forest	187,882	29,391	125,925	270,140	1,417,373



