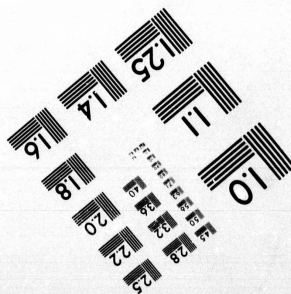

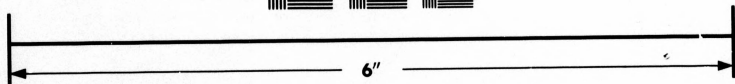



**IMAGE EVALUATION
TEST TARGET (MT-3)**



**Photographic
Sciences
Corporation**

23 WEST MAIN STREET
WEBSTER, N.Y. 14580
(716) 872-4503

Canada

25
26
27
28
29
30
31
32
33
34
35
36
37
38
39
40
41
42
43
44
45
46
47
48
49
50
51
52
53
54
55
56
57
58
59
60
61
62
63
64
65
66
67
68
69
70
71
72
73
74
75
76
77
78
79
80
81
82
83
84
85
86
87
88
89
90
91
92
93
94
95
96
97
98
99
100

**CIHM/ICMH
Microfiche
Series.**

**CIHM/ICMH
Collection de
microfiches.**



Canadian Institute for Historical Microreproductions

Institut canadien de microreproductions historiques

1979

Technical Notes / Notes techniques

The Institute has attempted to obtain the best original copy available for filming. Physical features of this copy which may alter any of the images in the reproduction are checked below.

L'Institut a microfilmé le meilleur exemplaire qu'il lui a été possible de se procurer. Certains défauts susceptibles de nuire à la qualité de la reproduction sont notés ci-dessous.

Coloured covers/
Couvertures de couleur

Coloured pages/
Pages de couleur

Coloured maps/
Cartes géographiques en couleur

Coloured plates/
Planches en couleur

Pages discoloured, stained or foxed/
Pages décolorées, tachetées ou piquées

Show through/
Transparence

Tight binding (may cause shadows or distortion along interior margin)/
Reliure serrée (peut causer de l'ombre ou de la distorsion le long de la marge intérieure)

Pages damaged/
Pages endommagées

Additional comments/
Commentaires supplémentaires

Original copy has been restored and laminated

Bibliographic Notes / Notes bibliographiques

Only edition available/
Seule édition disponible

Pagination incorrect/
Erreurs de pagination

Bound with other material/
Relié avec d'autres documents

Pages missing/
Des pages manquent

Cover title missing/
Le titre de couverture manque

Maps missing/
Des cartes géographiques manquent

Plates missing/
Des planches manquent

Additional comments/
Commentaires supplémentaires

The blank leaves between pages 2 and 3 were added during restoration

The
pos
of t
film

The
con
or t
app

The
film
inst

Map
in o
upp
bott
folc


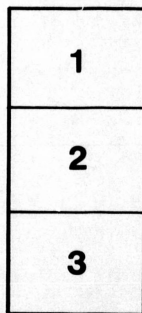

The images appearing here are the best quality possible considering the condition and legibility of the original copy and in keeping with the filming contract specifications.

The last recorded frame on each microfiche shall contain the symbol → (meaning "CONTINUED"), or the symbol ▼ (meaning "END"), whichever applies.

The original copy was borrowed from, and filmed with, the kind consent of the following institution:

Library of the Public
Archives of Canada

Maps or plates too large to be entirely included in one exposure are filmed beginning in the upper left hand corner, left to right and top to bottom, as many frames as required. The following diagrams illustrate the method:



Les images suivantes ont été reproduites avec le plus grand soin, compte tenu de la condition et de la netteté de l'exemplaire filmé, et en conformité avec les conditions du contrat de filmage.

Un des symboles suivants apparaîtra sur la dernière image de chaque microfiche, selon le cas: le symbole → signifie "A SUIVRE", le symbole ▼ signifie "FIN".

L'exemplaire filmé fut reproduit grâce à la générosité de l'établissement prêteur suivant :

La bibliothèque des Archives
publiques du Canada

Les cartes ou les planches trop grandes pour être reproduites en un seul cliché sont filmées à partir de l'angle supérieure gauche, de gauche à droite et de haut en bas, en prenant le nombre d'images nécessaire. Le diagramme suivant illustre la méthode :

A lance
phioxus
latus) fir
pleasant
Posilipp
shore.

Horrid
of an an

With compliments of Dr. Agorastes.

AMPHIOXUS AND ASCIDIAN

OUR GELATINOUS ANCESTORS.

How the missing links were discovered and made known.

Imitated from the German of M. Reymond ("Das neue Laienbrevier des Hæckelismus: Gesang 13), and dedicated to Professor R. Ramsay Wright, M. A., B. Sc., etc., and to the learned President and Members of the Canadian Institute, Toronto,

By DR. PHIL. AGORASTES.

I.

A lancelet (*Amphioxus lanceolatus*) finds it pleasant on Posilippo's shore.

A slimy lancelet once lay
Half-hidden in the golden sand
Of Naples' blue and balmy bay—
And thought—how pleasant, here, to-day
Is Posilippo's strand.

Horrid advent of an anatomist

But on the horizon's shadowy brim
A horrid vision doth arise—
A spectacled Professor grim!
All things that creep, crawl, fly, or swim,
Must he anatomize!

The lancelet
captured, and
pronounced a
vertebrate.

A "find" his eager senses sniff—
He stoops—he sees: with joy elate
He grasps the creature in a jiff—
And cries—now, I'll be jiggered—if
It isn't vertebrate!

The lancelet's
objections to
this view.

The victim groan'd—"Come, that's *too* pale—
Don't try on me that precious cram—
Limpid and soft from top to tail,
I'm nothing but a naked snail—
Ask Pallas* what I am!"

The Professor's
answer.

The horrid "Zoo" made answer, "nay!
I mean, my dear, myself to 'fix' it:
No wise man trusts what others say,
Or heeds, in this far-searching day,
The dead Past's *ipse dixit*!"


A deed of
horror.


So saying, without more ado,
(To tender feeling sadly callous)
He slit poor Slimy through and through,
And bottled—as he'd bottle you—
This pseudo-snail of Pallas!


Result of
investigations.

And thus, although the little nata-
Torial beast has no backbone,
For reasons based on larval data
It came among the Vertebrata
A place, at last, to own!

* A celebrated German naturalist of the last century, who first described the lancelet in 1778, and regarded it as a kind of slug. The vertebrate nature of the animal, based on the presence of a chorda dorsalis, was first shewn by Corda, in 1834; and its relations to the larval condition of certain tunicates or ascidians, by Kowalewsky in 1866. It is now commonly looked upon as the lowest type of the Fish series.







Another
Professor

A good "

The grea

Hæckel
move.

The mis
links.

II.

Another
Professor!

Pass thirty years and two—Ah me!
How quick Time gallops!—Then there came
A learned Russ to that blue sea—
To fish for tunicates came he,
Also to fish for fame!

A good "bag."

And so before his zeal should flag,
Or fall below its high meridian*—
To work he went with dredge and drag,
And fished up quite a thumping bag
Of things ascidian!

The great news.

And then came out the startling truth—
Let all the world's four corners hear it!
The ascidian in its frisky youth
Is half a vertebrate, in sooth,
Or something somewhere near it!

Hæckel on the
move.

Swift sped the news o'er land and sea,
Till reaching Hæckel's ears—that great
Stem-framer—in vacation free—
Pack'd up, and went post-haste to see
This yea-nay vertebrate!

The missing
links.

And there, our great Ontogenist—
Whose word bewitches whilst it shocks us—
Beheld the links his System miss'd:
Yes, here they were—or he'd be hiss'd—
Ascidian—Amphioxus!

* I have touched the highest point—
And from that full meridian of my glory
I haste now to my setting.—*Shakespeare.*

The Stem-
Theory
completed.

All things are sure to one who waits :
And here the links at last were seen
Made manifest to meanest pates—
Invertebrated Vertebrates—
Fishes and worms between !

The final link.

Thus, hæckelism's wondrous gleam
Makes clear, to all, how all arose—
Backward and forward went the stream
Of shifting forms, like shapes of dream,
And found in us its close!

TORONTO: March, 1878.

