

**CIHM  
Microfiche  
Series  
(Monographs)**

**ICMH  
Collection de  
microfiches  
(monographies)**



**Canadian Institute for Historical Microreproductions / Institut canadien de microreproductions historiques**

**© 1996**

## Technical and Bibliographic Notes / Notes technique et bibliographiques

The Institute has attempted to obtain the best original copy available for filming. Features of this copy which may be bibliographically unique, which may alter any of the images in the reproduction, or which may significantly change the usual method of filming are checked below.

L'Institut a microfilmé le meilleur exemplaire qu'il lui a été possible de se procurer. Les détails de cet exemplaire qui sont peut-être uniques du point de vue bibliographique, qui peuvent modifier une image reproduite, ou qui peuvent exiger une modifications dans le méthode normale de filmage sont indiqués ci-dessous.

- |   |  |
|---|--|
| <p><input type="checkbox"/> Coloured covers /<br/>Couverture de couleur</p> <p><input type="checkbox"/> Covers damaged /<br/>Couverture endommagée</p> <p><input type="checkbox"/> Covers restored and/or laminated /<br/>Couverture restaurée et/ou pelliculée</p> <p><input type="checkbox"/> Cover title missing / Le titre de couverture manque</p> <p><input type="checkbox"/> Coloured maps / Cartes géographiques en couleur</p> <p><input type="checkbox"/> Coloured ink (i.e. other than blue or black) /<br/>Encre de couleur (i.e. autre que bleue ou noire)</p> <p><input type="checkbox"/> Coloured plates and/or illustrations /<br/>Planches et/ou illustrations en couleur</p> <p><input type="checkbox"/> Bound with other material /<br/>Relié avec d'autres documents</p> <p><input type="checkbox"/> Only edition available /<br/>Seule édition disponible</p> <p><input type="checkbox"/> Tight binding may cause shadows or distortion<br/>along interior margin / La reliure serrée peut<br/>causer de l'ombre ou de la distorsion le long de<br/>le marge intérieure.</p> <p><input type="checkbox"/> Blank leaves added during restorations may appear<br/>within the text. Whenever possible, these have<br/>been omitted from filming / Il se peut que certaines<br/>pages blanches ajoutées lors d'une restauration<br/>apparaissent dans le texte, mais, lorsque cela était<br/>possible, ces pages n'ont pas été filmées.</p> <p><input type="checkbox"/> Additional comments /<br/>Commentaires supplémentaires:</p> | <p><input type="checkbox"/> Coloured pages / Pages de couleur</p> <p><input type="checkbox"/> Pages damaged / Pages endommagées</p> <p><input type="checkbox"/> Pages restored and/or laminated /<br/>Pages restaurées et/ou pelliculées</p> <p><input checked="" type="checkbox"/> Pages discoloured, stained or foxed /<br/>Pages décolorées, tachetées ou piquées</p> <p><input type="checkbox"/> Pages detached / Pages détachées</p> <p><input checked="" type="checkbox"/> Showthrough / Transparence</p> <p><input type="checkbox"/> Quality of print varies /<br/>Qualité inégale de l'impression</p> <p><input type="checkbox"/> Includes supplementary material /<br/>Comprend du matériel supplémentaire</p> <p><input type="checkbox"/> Pages wholly or partially obscured by errata<br/>slips, tissues, etc., have been refilmed to ensure<br/>the best possible image / Les pages<br/>totalement ou partiellement obscurcies par un<br/>faulxet d'errata, une pelure, etc., ont été<br/>filmées à nouveau de façon à obtenir le<br/>meilleure image possible.</p> <p><input type="checkbox"/> Opposing pages with varying coloration or<br/>discolorations are filmed twice to ensure the<br/>best possible image / Les pages s'opposant<br/>ayant des colorations variables ou des décolorations<br/>sont filmées deux fois afin d'obtenir le<br/>meilleure image possible.</p> |
|---|--|

This item is filmed at the reduction ratio checked below/

Ce document est filmé au taux de réduction indiqué ci-dessous.

	10X		14X		18X		22X		26X		30X
	12X		16X		20X		24X		28X		32X

/

The copy filmed here has been reproduced thanks to the generosity of:


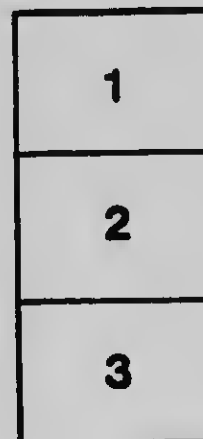

National Library of Canada

The images appearing here are the best quality possible considering the condition and legibility of the original copy and in keeping with the filming contract specifications.

Original copies in printed paper covers are filmed beginning with the front cover and ending on the last page with a printed or illustrated impression, or the back cover when appropriate. All other original copies are filmed beginning on the first page with a printed or illustrated impression, and ending on the last page with a printed or illustrated impression.

The last recorded frame on each microfiche sheet contains the symbol  $\rightarrow$  (meaning "CONTINUED"), or the symbol  $\nabla$  (meaning "END"), whichever applies.

Maps, plates, charts, etc., may be filmed at different reduction ratios. Those too large to be entirely included in one exposure are filmed beginning in the upper left hand corner, left to right and top to bottom, as many frames as required. The following diagrams illustrate the method:



L'exemplaire filmé fut reproduit grâce à la générosité de:

Bibliothèque nationale du Canada

Les images suivantes ont été reproduites avec le plus grand soin, compte tenu de la condition et de la netteté de l'exemplaire filmé, et en conformité avec les conditions du contrat de filmage.

Les exemplaires originaux dont la couverture en papier est imprimée sont filmés en commençant par le premier plat et en terminant soit par la dernière page qui comporte une empreinte d'impression ou d'illustration, soit par le second plat, selon le cas. Tous les autres exemplaires originaux sont filmés en commençant par la première page qui comporte une empreinte d'impression ou d'illustration et en terminant par la dernière page qui comporte une telle empreinte.

Un des symboles suivants apparaît sur la dernière image de chaque microfiche, selon le cas: le symbole  $\rightarrow$  signifie "A SUIVRE", le symbole  $\nabla$  signifie "FIN".

Les cartes, planches, tableaux, etc., peuvent être filmés à des taux de réduction différents. Lorsque le document est trop grand pour être reproduit en un seul cliché, il est filmé à partir de l'angle supérieur gauche, de gauche à droite, et de haut en bas, en prenant le nombre d'images nécessaire. Les diagrammes suivants illustrent la méthode.

# MICROCOPY RESOLUTION TEST CHART

(ANSI and ISO TEST CHART No. 2)



**APPLIED IMAGE Inc**

1653 East Main Street  
Rochester, New York 14609 USA  
(716) 482 - 0300 - Phone  
(716) 288 - 5989 - Fax

# The Rotten Deal Our Farmers Are Getting

---

---

## ADVISORY COUNCIL

Lieut.-Col. Henry Brock	F. Barry Hayes
George A. Dobbie	John Macdonald
J. F. Ellis	John Northway
W. K. George	R. A. Stapells
Geo. H. Gooderham	G. T. Somers
Sir James W. Woods	

## EXECUTIVE COMMITTEE

President	- - - - -	W. R. Morson
Treasurer	- - - - -	Frank Welch
Secretary	- - - - -	D. F. Christian
H. L. Rous		V. N. Smallpeice
		Chas. V. Syrett

Issued by

**THE PROSPERITY LEAGUE OF  
CANADA**

460 RICHMOND STREET WEST  
TORONTO

---

---

*Send for more copies  
Say how many wanted*

HF2601

m87

1920z

2

## THE ROTTEN DEAL OUR FARMERS ARE GETTING.

By W. R. Morson. \

---

In twelve months, American farmers sold to Canadian cities and towns, \$73,000,000 of agricultural products. In the same twelve months, Canadian farmers sold to American cities and towns \$42,000,000, a difference of \$31,000,000. This means that \$31,000,000 went to American farmers that justly belongs to the Canadian farmers. The reason this has happened and the reason it happens every year is that there is no proper thought or supervision of our affairs in the farmers' interest, and we intend to protest against any Government in power, be they Liberal or Conservative, so long as this state of affairs continues. To show why this money has gone to American instead of Canadian farmers, we need only examine the following rates of duty which show that we make no serious attempt to keep our markets for the Canadian farmer while the United States keep theirs for their own. We give some industrial items also to show how much more encouragement is given to production and employment in the U. S. than is given in Canada.

U. S. Customs Duty :		Can. Customs Duty :
50c per 100 lbs.	Potatoes	35c per 100 lbs.
42c per bushel	Wheat	12c per bushel
15c per bushel	Corn	FREE
\$2.04 per barrel	Wheat Flour	50c per barrel
\$4.00 per ton	Hay	\$2.00 per ton
35%	Certain Fruits	25%
8c per lb.	Butter	4c per lb.
5c per lb.	Cheese	8c per lb.
8c per dozen	Eggs	3c per dozen
40%	Cattle	25%
8c per lb. & 25%	Certain Papers	15% to 25%
100%	Wooliens	27½%
55%	Silk Fabrics	15%
75%	Artificial Silk Fabrics	15%
75%	Woolien Clothing	27½%
75%	Woolien Hose	25%
33½%	Hats	22½%
75%	Blankets	22½%

We have translated these rates into the same terms for each country and while in most cases they are exact, in some they are only approximate.

By the unfairness of these rates \$31,000,000 circulates amongst American farmers instead of amongst Canadian farmers. Imagine what a difference if our farmers had this extra \$31,000,000 every year to spend in Canada. It would keep Canadian factories going and would keep Canadian workmen employed, and this would still further add to the farmers' market. There were 300,000 farmers' customers driven out of Canada in 1923 by lowering the tariff and the American tariff now stands between those customers and our farmers.

If our townspeople said to our farmers, "We'll sell to you but we won't buy from you," would our farmers like that? Decidedly not! Well, that is what our government is forcing our townspeople to say in part, and if our

farmers do not like that proposition why should we deal with the United States on that basis. The United States says to Canada, "You can only sell to us over a 60% tariff wall," and Canada meekly replies to the United States, "You may sell to us over a 60% tariff wall." Net loss to Canada every year — \$200,000,000 to \$300,000,000.

That is a lot of money, and you, Mr. Reader, can get some of that money every year if you will make up your mind to turn out every government that comes into power that continues to give our farmers and work people the same rotten deal that they are getting to-day, and the Prosperity League of Canada undertakes to watch every government that is in power, or comes into power, and we shall tell you whether you are getting a fair deal or a rotten deal. We have the figures and facts, and we'll keep you posted.

If we protect farm products alone, there will be no one for our farmers to sell to. We must protect everybody — farmers, industries and work people, if we want everyone to have someone to sell to. What we want is broad co-operation between all classes and all districts, and to stop Uncle Sam bleeding this country of about \$1,000,000 every day, as he has been doing. Counting interest and taxes together, the bleeding amounts to more than that.

There is no profit in producing unless you have a market for your produce. The policy of this country has been to bring as many farmers' competitors to Canada as possible and very little has been done to protect the industries and their workers who are the farmers' customers. Our farmers are barred out of the U.S. and if we do not build up our towns and cities with industries who are the farmers to sell to?



Canada is one of the richest countries in the world in natural resources. In minerals, agriculture, fisheries, timber, water-power, waterways, climate and people we are second to none. We hear many say that the U.S. has an advantage in climate, but most of their progress has taken place in their northern belt, right up against the Canadian border. The only thing that really counts for their greater progress is their fiscal policy. If we copied them less in their frivolous ways and more in their common sense ways it would be all to our advantage.

A few facts about Canada:

		Each Person
1 Canada's National Debt .....	\$2,422,000,000	\$ 285
2 Provincial Debts.....	784,000,000	92
3 Municipal Debts.....	794,400,000	93
4 Total Public Debts..	\$4,000,000,000	\$ 470
5 Canada's Outside Debts .....	5,200,000,000	612
6 Total .....	\$9,200,000,000	\$1082
7 Less amounts duplicated in above.....	1,200,000,000	142
	<u>\$8,000,000,000</u>	<u>\$ 940</u>
8 For comparison:		
Germany's Debt to the Allies when reduced to a cash basis same as ours.....	\$17,000,000,000	
Less Germany's Foreign Credits.....	1,500,000,000	
	<u>\$15,500,000,000</u>	<u>\$ 261</u>

Germany has no internal debts, having cancelled all by inflation. Many financial experts say that Germany cannot pay \$261 per capita. How then can Canada pay \$940? We quote these facts as a warning to Canadians to take heed of their affairs.

		Each Person
9 Annual interest payable on Canada's outside debt..\$	300,000,000	\$ 35
10 Annual interest on all Canada's debts...	439,000,000	52
11 Canada imported from the U.S. in 10 years 1914 to 1924 .....	5,850,000,000	688
12 Canada exported to U.S. in 10 years 1914 to 1924.....	3,850,000,000	453
13 Canada's purchases in excess of sales on above .....	2,000,000,000	235
14 Canada increased her mortgage to the U.S. in same 10 year: .....	2,000,000,000	235
15 Canada bought from U.S. in 12 months farm products .....	78,000,000	8.50
16 Canada sold U.S. in 12 months farm products .....	42,000,000	5.00
17 Canada bought from U.S. in 12 months farm products other than wheat .....	72,000,000	8.47

18	Canada sold to U.S. in 12 months farm products other than wheat .....	23,000,000	2.71
*19	We sold U.S. less than we bought in farm products other than wheat 1923.....	49,000,000	5.76
20	Canada imported in 1923 from world....	802,000,000	94
21	Canada exported in 1923 to the world....	931,000,000	109
22	Canada increased her debt to outside world in 1923 as follows: take all visible and invisible items into account .....	200,000,000	235
23	Canadians settled in United States in 1923 registered 181,000 estimated unregistered 119,000 .....	300,000	31% population

\* The U.S. confers no benefit upon us by buying our wheat. We could sell it elsewhere and then our agricultural relations with the U.S. would be \$49,000,000 against us. If we are an agricultural country this is a pretty bad showing. We should show a balance in our favour of that amount instead of it being against us.

Natural and artificial resources of Canada  
in order of their importance and money value:

No.	Present Annual Production	Future Production
1. Economic Sense.....	Unused	Unlimited
2. Co-operation .....	Unused	Unlimited
3. Industry .....	\$4,000,000,000	Depends on Nos. 1 & 2
4. Agriculture .....	\$1,342,000,000	Depends on Nos. 1 & 2
5. Transportation ....	\$342,000,000	Depends on Nos. 1 & 2
6. Mining .....	\$250,000,000	Unlimited
7. Waterpowers .....	3,227,000 Horsepower	18,255,000
8. Forests .....	\$140,000,000	Depends on Policy
9. Fisheries .....	\$42,000,000	Very great

---

PROSPERITY LEAGUE OF CANADA

4 460 Richmond Street West

Toronto 3

---

*More copies sent on application.*

*Say how many wanted.*

