

Technical and Bibliographic Notes / Notes techniques et bibliographiques

Canadiana.org has attempted to obtain the best copy available for scanning. Features of this copy which may be bibliographically unique, which may alter any of the images in the reproduction, or which may significantly change the usual method of scanning are checked below.

- Coloured covers /
Couverture de couleur
- Covers damaged /
Couverture endommagée
- Covers restored and/or laminated /
Couverture restaurée et/ou pelliculée
- Cover title missing /
Le titre de couverture manque
- Coloured maps /
Cartes géographiques en couleur
- Coloured ink (i.e. other than blue or black) /
Encre de couleur (i.e. autre que bleue ou noire)
- Coloured plates and/or illustrations /
Planches et/ou illustrations en couleur
- Bound with other material /
Relié avec d'autres documents
- Only edition available /
Seule édition disponible
- Tight binding may cause shadows or distortion
along interior margin / La reliure serrée peut
causer de l'ombre ou de la distorsion le long de la
marge intérieure.

Additional comments /
Commentaires supplémentaires:

Continuous pagination.

Canadiana.org a numérisé le meilleur exemplaire qu'il lui a été possible de se procurer. Les détails de cet exemplaire qui sont peut-être uniques du point de vue bibliographique, qui peuvent modifier une image reproduite, ou qui peuvent exiger une modification dans la méthode normale de numérisation sont indiqués ci-dessous.

- Coloured pages / Pages de couleur
- Pages damaged / Pages endommagées
- Pages restored and/or laminated /
Pages restaurées et/ou pelliculées
- Pages discoloured, stained or foxed /
Pages décolorées, tachetées ou piquées
- Pages detached / Pages détachées
- Showthrough / Transparence
- Quality of print varies /
Qualité inégale de l'impression
- Includes supplementary materials /
Comprend du matériel supplémentaire
- Blank leaves added during restorations may
appear within the text. Whenever possible, these
have been omitted from scanning / Il se peut que
certaines pages blanches ajoutées lors d'une
restauration apparaissent dans le texte, mais,
lorsque cela était possible, ces pages n'ont pas
été numérisées.

The Glass of Fashion Up to Date.



Canadian Edition

Identical with that issued by THE
BUTTERICK PUBLISHING Co. (Ltd.),
7 to 17 West 13th St., New York.

Printed and
Published in
Toronto by

The Delineator
Publishing Co.
of Toronto
(Limited),

33 Richmond St. West,
TORONTO, ONT.

THE T. EATON CO. LIMITED
AGENTS,
190 YONGE STREET
TORONTO.



VOL. XXXV. No. 6.

Yearly, - - 50 Cents.

(Entered according to Act of the Parliament of Canada, in the year 1897,
by THE DELINEATOR PUBLISHING Co. of Toronto (Ltd.),
as the Department of Agriculture.)

ALL RIGHTS RESERVED.

JUNE, , 1897.

Single Copies, 5 Cents.

 If you like the "Glass of Fashion Up to Date," read the following regarding "THE DELINEATOR." Those who are pleased with this magazine will be doubly pleased with "The Delineator."

THE DELINEATOR.

THE WOMAN'S FAVORITE MAGAZINE.

The Canadian Edition of which is identical with that published by THE BUTTERICK PUBLISHING CO., LTD.,
7-17 West 13th Street, New York.

THE DELINEATOR is Issued Monthly, and covers the Field of Fashion, Women's Work and Recreation. Each Issue contains over One Hundred and Twenty-five Pages of Interesting Reading on the Fashions, Fancy Work (including special contributions on Lace-Making, Knitting, Crocheting, Tatting, etc.), Household Management, The Toilet, The Garden, etc., etc., and has in addition each month Articles by distinguished Writers on the Topics of the Time, Women's and Children's Education, Women's Handicrafts and Occupations, Suggestions for Seasonable Entertainments and a Variety of Other Matter Instructive and Helpful to all women. The DELINEATOR is the Cheapest and Best Woman's Magazine published.

Price of Single Copies, 15c. Each.
Subscription Price, \$1.00 a Year.

DELINEATORS sent on Subscription or by Single Copy to any States, Canada, Newfoundland or Mexico, Publishers. When the Magazine is ordered any other country, Sixty Cents for Extra with the Subscription Price. Persons to specify particularly the Number with subscription to commence. Subscriptions a shorter term than One Year, and are

20 cents is remitted us, in addition to the Subscription Price and the extra postage on the Subscription. The Catalogue is furnished on the condition stated only when ordered at the same time with the Subscription. If the Current Edition of THE METROPOLITAN CATALOGUE is exhausted at the time we receive the Subscription, we will send a copy of the succeeding number immediately upon its publication. See Advertisement of THE METROPOLITAN CATALOGUE elsewhere in this issue.

TO PARTIES DESIRING ADDRESSES CHANGED ON OUR SUBSCRIPTION BOOKS.

Subscribers to our Publications, when notifying us of a change of Address, are particularly requested to give their full former Address, together with the new Address, and state the name of the Publication, and the Month and Year in which the subscription to it began. Thus :

"THE DELINEATOR PUBLISHING CO. OF TORONTO (LTD.):

"Mrs. John Martin, formerly of Whitby, Ont., whose subscription to THE DELINEATOR began with December, 1895, desires her address changed to Brandon, Man."

TO PARTIES COMPLAINING OF NON-RECEIPT OF MAGAZINES.

To avoid delay and long correspondence, a subscriber to any of our Publications not receiving publications regularly, should name in the letter of complaint the Month with which the subscription commenced. A convenient form for such a complaint is as follows:

"THE DELINEATOR PUBLISHING CO. OF TORONTO (LTD.):

"Mrs. John Martin has not received the August number of THE DELINEATOR, for which she subscribed, commencing with the Number for December, 1895. She knows of no reason of its non-receipt."

TO SECURE SPECIFIC NUMBERS OF THE DELINEATOR.

To secure the filling of orders for THE DELINEATOR of any specific Edition, we should receive them by or before the tenth of the month preceding the date of issue. For instance: Parties wishing THE DELINEATOR for May will be certain to secure copies of that Edition by sending in their orders by the 10th of April.

TO PARTIES ORDERING PATTERNS OR PUBLICATIONS BY MAIL.


In sending money through the mail, to us or to agents for the sale of our goods, we advise the use of a Post-office Order, an Express Money Order, a Bank Check or Draft, or a Registered Letter.

Should a Post-office Order sent to us go astray in the mails, we can readily obtain a duplicate here and have it cashed. An Express Money Order is equally safe and often less expensive. Bank Drafts or checks, being valuable only to those in whose favor they are drawn, are reasonably certain of delivery.

A Registered Letter, being regularly numbered, can be easily traced to its point of detention, should it not reach us in ordinary course. To facilitate tracing a delayed Registered Letter, the complaining correspondent should obtain its number from the local postmaster and send it to us.

Special Offer. To Any Person residing in the United States, Canada, Newfoundland or Mexico, we will also forward a Copy of the ISSUE of the current edition, until the same THE METROPOLITAN CATALOGUE will also be sent to those residing in other countries, providing the

THE DELINEATOR PUBLISHING CO. OF TORONTO, LTD.
33 Richmond Street West, - - - Toronto, Ont.

The EDITH and LORNE PIERCE
COLLECTION of CANADIANA

Queen's University at Kingston



THE GLASS OF FASHION.

Figures G F 21 and 22.

SUMMER COSTUMES.

(For Description see Page 265.)



THE GLASS OF FASHION.

A BRIDAL TOILETTE.

(For Description see Page 265.)

Figure GF 23.

The GLASS OF FASHION UP TO DATE.

VOL. XXXV.—No. 6.

JUNE, 1897.

{ YEARLY, 50 CENTS.
{ SINGLE COPIES, 5 CENTS.

FASHIONS FOR LADIES.

FIGURES G F 21 AND G F 22.—SUMMER COSTUMES.

(Shown on Page 261.)

FIGURE G F 21.—This illustrates a Ladies' costume. The pattern, which is No. 9145 and costs 40 cents, is in 7 sizes for ladies from 30 to 42 inches, bust measure, and is differently depicted on page 278.

Blue and white flannel are here combined in this *chic* yachting costume. The mode is highly commended for seaside, mountain and general outing wear and consists of a handsome blouse and a five-gored skirt. The blouse fronts, which separate with a flare toward the shoulders over a pretty, braid-trimmed shield, have drooping fulness drawn in gathers at the waist, and the back has slight fulness gathered at the waist. A well fitted lining insures trimness and comfort. The neck is finished with a braid-trimmed standing collar. The large sailor-collar falls in triple points at the back and has gracefully-curved broad ends which extend a trifle below the bust; it is effectively trimmed with braid and white cord frogs decorate the fronts below its ends. The one-seam sleeves are decorated in cuff effect.

The skirt is effectively trimmed at the lower edge with a braid-trimmed band of the white flannel and hangs gracefully. The belt is closed with a silver buckle.

The sailor hat is of mixed straw, blue and white, banded with blue ribbon and trimmed with a fancy aigrette.

FIGURE G F 22.—This illustrates a Ladies' costume. The pattern, which is No. 9159 and costs 40 cents, is in 10 sizes for ladies from 30 to 42 inches, bust measure, and may be seen again on page 279.

Flowered organdy over taffeta silk is here combined with lace edging in this exquisite costume, lace edging and ribbon providing a charming decoration. A well fitted lining closed at the center of the front supports the waist, which is closed at the left side in Russian style, the becoming fulness puffing out stylishly at the center of the front. Under-arm gores produce a smooth adjustment at the sides and the back has slight fulness at the waist, but is plain at the top. The coat sleeves are rendered dressy by mushroom puffs at the top under fluffy double frill-caps of lace edging, and the ribbon stock and belt and the neck and sleeve frills of lace edging give to the waist an elaborate finishing touch.

The eight-gored skirt hangs with a pretty flare toward the bottom and is gathered at the back; the decoration is in accord with current ideas.

The white chip hat repeats the coloring in the costume and the crown is stylishly wreathed with pink roses.

FIGURE G F 23.—A BRIDAL TOILETTE.
(Shown on page 263.)

FIGURE G F 23.—This consists of a Ladies' blouse-waist and skirt. The blouse-waist pattern, which is No. 9168 and costs 25 cents, is in 8 sizes for ladies from 30 to 44 inches, bust measure, and may be seen again on page 273. The skirt pattern, which is No. 9135 and costs 30 cents, is in 9 sizes for ladies from 20 to 36 inches, waist meas-

ure, and may be seen differently made up on page 271.

prettily arranged on the shoulders. The fulness in the blouse-waist is disposed becomingly in gathers at the neck and shoulder edges and at the waist, and the front puffs out becomingly over the well fitted silk lining. The waist closes at the center of the front and a wide ribbon is drawn about the waist and tied in front in a stylish bow. The skirt has a circular yoke and a gored flounce forming the front and sides and a straight breadth at the back, and it falls over a four-gored foundation skirt of silk. Ruffles of lace edging cover the yoke. The tulle veil is gracefully arranged.

This is an unpretentious bridal toilette and may be made up in heavy white silk, fine nun's-veiling, mull, chiffon, organdy, cashmere or any material fancied; it will be appropriate to wear afterwards as a reception or visiting toilette. The tulle veil may be omitted if greater simplicity be desired, but some decoration of lace edging and ribbon is required and personal fancy may regulate its disposal. *Cordons* and sprays of orange blossoms are employed as garnitures in greater or less profusion, according to taste, although not absolutely required. Bridesmaids' toilettes may also be copied from this, as they are frequently made without a train and should be youthful in effect.

FIGURE No. 225 W.—LADIES' SHIRT-WAIST.

(Shown on this Page.)

FIGURE No. 225 W.—This illustrates a Ladies' shirt-waist. The pattern, which is No. 9129 and costs 25 cents, is in 9 sizes for ladies from 30 to 46 inches, bust measure, and may be seen differently developed on page 270.

The shirt-waist is here pictured made of figured lavender organdy, with the fancy yoke and standing collar overlaid with lace net, and the neck and wrist frills of plain organdy. A harness belt is worn. The shirt-waist is smoothly adjusted at the sides by under-arm gores, and has a seamless back with plaited fulness at the waist and an applied yoke at the top, the yoke shaping a point at the center. The front yoke shapes saw-tooth points at the lower edge and has a box-plait formed at its overlapping front edge, the closing being made with button-holes and buttons or studs through the plait and invisibly below the yoke. The fronts are gathered at the top and laid in closely-lapped plaits at the waist. The full two-seam sleeves are gathered at the top and the fulness is collected in tucks on the forearm.

There has never been a more varied assortment of transparent and medium-heavy fabrics for shirt-waists and this mode is eminently well adapted to all. It may be made very dressy by the application of lace net, edging and ribbon, used with due regard to a becoming effect.

The hat is a fancy straw trimmed with rare good taste, the ribbon and flowers being arranged to give a most becoming effect.



FIGURE NO. 225 W.—This illustrates LADIES' SHIRT-WAIST.—The pattern is No. 9129, price 25 cents.

FIGURE NO. 222 W. — LADIES' BASQUE-WAIST, WITH BOLERO JACKET.

FIGURE NO. 222 W.—This illustrates a Ladies' basque-waist. The pattern, which is No. 9139 and costs 30 cents, is in 10 sizes for ladies from

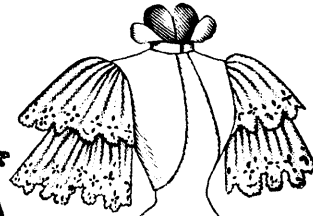
lower edge of the bolero jacket rounds up gracefully at the center of the back and the fronts are fancifully shaped and turned back above the bust to form the stylish revers, which extend in points on the leg-o'-mutton sleeves and form a single flute near the roll. The standing collar is encircled by a wrinkled stock.

Canvas in all its varying weaves and in every admired hue will be frequently chosen for this style of basque-waist and jacket. An opportunity for contrasts is given, and a simple or elaborate decoration may be added. Light-weight cloth for the jacket and silk for the basque-waist are

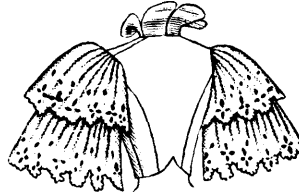
and have but very little gathered fulness at the top: their shaping causes them to fall in graceful ripples.

Smooth-surfaced cloth in the fashionable shades of tan, fawn, brown, green or blue will be very desirable for this style of jacket.

Pattern No. 1339 is in 7 sizes for ladies from 30 to 42 inches, bust measure. For a lady of medium size, the jacket needs $3\frac{1}{2}$ yards of



1336
Front View.



1336
Back View.



1336
Front View.



1336
Back View.

LADIES' JACKET, WITH FLOUNCE-COVERED BELL SLEEVES. (TO BE MADE WITH FRONTS IN ETON OR BOLERO STYLE AND WITH THE BACK PLAIN OR FANCY AT THE LOWER EDGE.)

FIGURE NO. 222 W.—This illustrates LADIES' BASQUE-WAIST, WITH BOLERO JACKET.—The pattern is No. 9139, price 30 cents.

30 to 42 inches, bust measure, and may be seen again on page 275.

The basque-waist is here pictured made of tan silk and green faced cloth. The full fronts show an elaborate decoration of double frills of lace edging arranged lengthwise; the bolero jacket and pointed girdle are of the cloth handsomely

suggested. The heavy linens, Russian crash, etc., also suit the mode.

The straw hat is a stylish shape trimmed with ribbon and flowers.

LADIES' ETON JACKET, WITH BELL SLEEVES.


No. 1339.—A pretty shade of blue broadcloth was used for making the novel Eton jacket here

goods 22 inches wide. Price of pattern, 25 cents.


LADIES' JACKET WITH FLOUNCE-COVERED BELL SLEEVES. (TO BE MADE WITH FRONTS IN ETON OR BOLERO STYLE AND WITH THE BACK PLAIN OR FANCY AT THE LOWER EDGE.)

No. 1336.—This stylish jacket is decidedly *chic* in effect and is here shown made of corded silk and lace flouncing. The fronts of the jacket may be made in Eton or bolero style and the back may be plain or fancy at the lower edge, as shown in the engravings, the fancy lower edge generally accompanying the bolero fronts. The jacket extends nearly to the waist and under-arm gores separate the fronts from the seamless back and give becomingly smooth adjustment at the sides. The Eton fronts are sharply pointed at their lower front corners, which reach below the waist. The bell sleeves are covered with two gathered lace flounces. The collar is composed of four joined sections that may be shaped with square or rounding upper corners; the seams of the collar are terminated near the top and the sections flare stylishly.

Pattern No. 1336 is in 7 sizes for ladies from 30 to 42 inches, bust measure. For a lady of medium size, the jacket, except the flounces, needs $2\frac{1}{2}$ yards of goods 22 inches wide, and the flounces require $4\frac{1}{2}$ yards of flouncing 11 inches wide. Price of pattern, 25 cents.



1339
Front View.



1339
Back View.

LADIES' ETON JACKET, WITH BELL SLEEVES.

braided in silver; the revers are of tan silk edged with jet; the collar frill and wrist frills are of lace edging, and the tabs formed at the wrists of the stylish sleeves are edged with jet. The becoming fulness in the front is drawn in gathers. The back is smooth at the top but has fulness below collected in gathers at the bottom. The

represented and machine-stitching provides a fashionable finish. Single bust darts and under-arm and side-back gores give a close adjustment to the jacket, and the fronts are reversed in long, tapering lapels that form wide notches with the ends of a rolling coat-collared. The circular bell sleeves are a fashionable feature of the garment

LADIES' BOLERO JACKET, WITH BELL SLEEVES.

No. 1338.—Velvet is combined with moiré in this stylish bolero jacket, which reaches nearly to the waist its lower edge being curved upward prettily at the center of the back. The jacket is



1338
Front View.



1338
Back View.

LADIES' BOLERO JACKET, WITH BELL SLEEVES.

fitted by shoulder and under-arm seams, and the fronts meet only at the throat and round gracefully in regular bolero fashion. The stylish bell sleeves are circular in shape and their fulness is arranged in three box-plaits at the top. A knife-plaiting of *mousseline de soie* stands out prettily over the top of each sleeve and a similar plaiting is arranged underneath at the lower edge of the sleeve. A full double ruche of the *mousseline de*

Pattern No. 1338 is in 7 sizes for ladies from 30 to 42 inches, bust measure. To make the jacket in the combination illustrated for a lady of medium size, will require $1\frac{3}{8}$ yard of velvet 20 inches wide, with $2\frac{1}{2}$ yards of moiré silk 20 inches wide. Price of pattern, 25 cents.

LADIES' ETON JACKET WITH BELL SLEEVES. (TO BE MADE WITH A PLAIN OR FANCY LOWER EDGE.)

No. 1334.—The bell sleeve is a novel feature of many of the new Eton jackets and is exceedingly graceful in effect. The jacket here pictured is made of covert cloth and finished with machine-stitching. It extends to the waist and may be made with a plain or fancy lower edge, as illustrated. It is fitted by single bust darts, under-arm gores and a curving center seam; the lower corners of the center seam will be rounded, if a fancy lower edge be desired and the fronts will be rounded below the closing to correspond. The bell sleeves are circular in shape and fall in ripples; they are sewed almost smoothly into the arm's-eyes. The fanciful collar is in four sections; it rises high at the back and rolls deeply in front

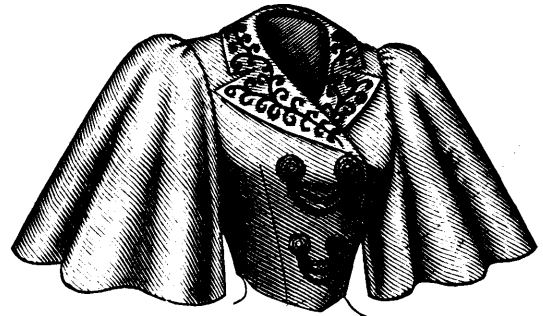
and the seams are terminated a short distance from the top with pretty effect.

Jackets of this style are generally made of cloth, cheviot, silk, velvet, etc., and may match a special suit or contrast with it. The

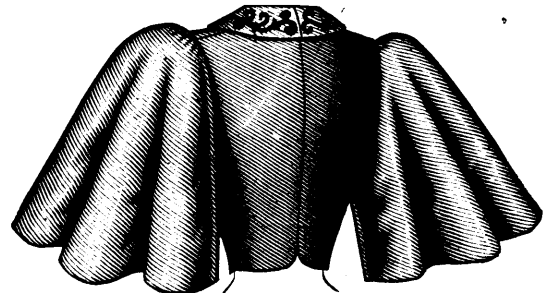
LADIES' BOX ETON JACKET, WITH BELL SLEEVES.

No. 1335.—This *chic* jacket of green cloth effectively combines characteristics of the box and Eton modes. The close adjustment is made by single bust darts and center and under-arm seams, and the corners are prettily rounded off at the lower end of the center seam. The fronts deepen to a point at the center and lap in double-breasted style, the closing being made invisibly. They are reversed in notched lapels by an embroidered rolling collar and the lapels are embroidered to match. Two cord frogs below the lapels are the only other decoration. The bell sleeves fall in flutes peculiar to the style; they are due to the circular shaping.

Velvet, corded silks and moiré are appropriate for such jackets as well as fine cloth in fashion-




1335
Front View.




1335
Back View.

LADIES' BOX ETON JACKET, WITH BELL SLEEVES.


able shades of red, brown, blue, gray and green. Passementerie, chiffon, ruchings and braid ornaments are popular trimmings. A very dressy jacket of gray cloth was decorated with a braiding design introducing coils and trefoils and




1334
Front View.



1334



1334



1334

Back View.

LADIES' ETON JACKET, WITH BELL SLEEVES. (TO BE MADE WITH A PLAIN OR FANCY LOWER EDGE.)

soie covers the standing collar and a ribbon bow is tacked at the throat. A plaiting of *mousseline de soie* headed by a row of passementerie follows the edges of the jacket.

Heavily corded silk, velvet and broadcloth are suitable materials for jackets of this style and ribbon, lace, passementerie, ruchings of chiffon, etc., may be used for garniture.

decoration is entirely a matter of personal taste; it may consist of ruchings or plaitings of chiffon or of bands of ribbon stitched on at all the edges.

Pattern No. 1334 is in 8 sizes for ladies from 30 to 44 inches, bust measure. For a lady of medium size, the jacket requires $3\frac{3}{8}$ yards of material 22 inches wide. Price of pattern, 25 cents.

followed out with white grosgrain ribbon. On a jacket of black velvet iridescent gimp held down ruches of chiffon that were placed at all the edges.

Pattern No. 1335 is in 6 sizes for ladies from 30 to 40 inches, bust measure. For a lady of medium size, the jacket requires $3\frac{3}{8}$ yards of material 22 inches wide. Price of pattern, 25 cents.

FIGURE NO. 227 W.—LADIES' PROMENADE TOILETTE.

FIGURE NO. 227 W.—This illustrates a Ladies' jacket-basque and skirt. The jacket-basque pattern, which is No. 9151 and costs 30 cents, is in 9 sizes for ladies from 34 to 46 inches, bust measure, and is differently portrayed on page




FIGURE NO. 227 W.—This illustrates LADIES' PROMENADE TOILETTE.—The patterns are Ladies' Jacket-Basque No. 9151, price 30 cents; and Skirt No. 9077, price 30 cents.

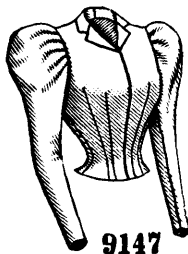
272. The skirt pattern, which is No. 9077 and costs 30 cents, is in 9 sizes for ladies from 20 to 36 inches, waist measure.

This elegant toilette is pictured made of cloth in one of the new red shades subdued by black moiré silk, jet gimp, white lace edging and an elaborate embroidery of black braid, the edging being arranged at the neck and wrists and in double jabot style down the closing of the full pointed vest nearly to the waist. The vest is displayed between stylish jacket fronts, reversed above the bust in broad revers that are gracefully curved at the ends. The jacket-basque is especially desirable for stout figures, having two under-arm gores at each side. It has fulness under-

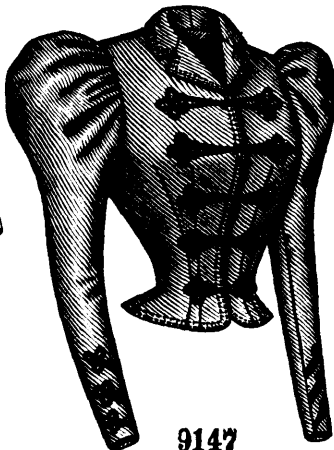
LADIES' MILITARY BASQUE. (KNOWN AS THE LANCER BASQUE.)

No. 9147.—By referring to figure No. 229 W on page 280, this basque may be again seen.

The Lancer basque is a jaunty English mode and is here represented made of green broadcloth, the decoration of stitching, braid and graduated frogs being in correct style. The close adjustment is due to double bust darts, under-arm and side-back gores and a center seam, and coat laps and coat plaits are arranged in true coat fashion. The basque extends in a short skirt below the waist and the fronts are reversed in

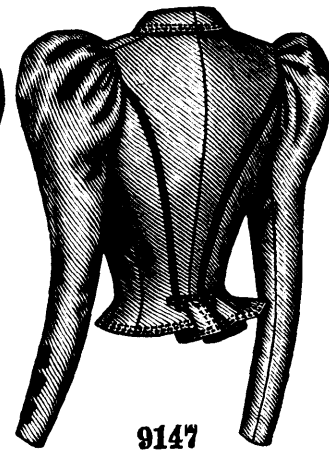


9147



9147

Front View.



9147


Back View.

LADIES' MILITARY BASQUE. (KNOWN AS THE LANCER BASQUE.)

folded below the waist at the side-back seams to form a box-plait at the center of the skirt. The one-seam sleeves are of the popular size with becoming fulness at the top,

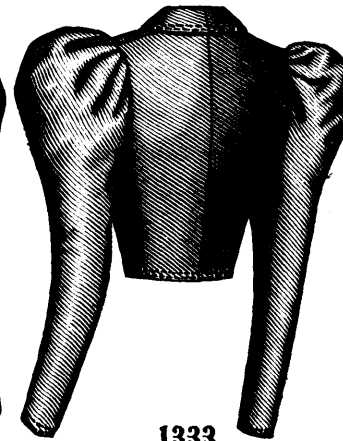
small lapels that form notches with a rolling collar made with a center seam. The closing is made invisibly at the center of the front and the lower front corners of the fronts are rounded. The two-seam sleeves fit closely over their coat-shaped linings nearly to the top, where they are gathered and stand out in the approved way.

Pattern No. 9147 is in 12 sizes for ladies from 30 to 46 inches, bust measure. For a lady of



1333

Front View.



1333

Back View.

LADIES' BOLERO JACKET, WITH NOTCHED LAPELS.

and the standing collar is encircled by a wrinkled stock.

The three-piece bell skirt may be box-plaited or gathered at the back and the elaborate decoration of braid adds to the beauty of the deep flute folds at the back and sides.

The hat is stylishly trimmed with flowers and a bow of fancy ribbon.

medium size, the basque needs $4\frac{1}{4}$ yards of goods 22 inches wide. Price of pattern, 30 cents.

LADIES' BOLERO JACKET, WITH NOTCHED LAPELS.

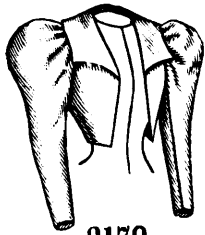
No. 1333.—For this trim-looking bolero jacket cloth was selected, and the finish of machine-stitching is in tailor style. The jacket is shaped by a center seam and under-arm and shoulder seams, and the gracefully rounding open fronts are reversed by a rolling collar in lapels that extend in points a little beyond the ends of the collar. One-seam sleeves gathered at the top complete the jacket, which reaches not quite to the waist.

Pattern No. 1333 is in 8 sizes for ladies from 30 to 44 inches, bust measure. For a lady of medium size, the jacket requires $3\frac{3}{8}$ yards of goods 22 inches wide. Price of pattern, 25 cents.

LADIES' ETON JACKET, WITH SAILOR COLLAR. (TO EXTEND TO THE WAIST OR NEARLY TO THE WAIST.)

No. 9170.—At figure No. 224 W on this page this jacket is shown differently made up.

The jacket is here pictured made of brown cloth and decorated with braid. It may reach to the waist or not quite to the waist, as shown in the illustrations. The fronts are apart all the way down and are separated from the broad,



9170

FIGURE No. 224 W.—LADIES' STREET TOILETTE.


FIGURE No. 224 W.—This consists of a Ladies' jacket, vest and skirt. The jacket pattern, which is No. 9170 and costs 25 cts., is in 7 sizes for ladies from 30 to 42 inches, bust measure, and is shown again on this page. The skirt pattern, which is No. 9166 and costs 35 cents, is in 7 sizes for ladies from 20 to 32 inches, waist measure, and is again portrayed on page 270. The vest pattern, which is No. 1342 and costs 20 cents, is in 7 sizes for ladies from 30 to 42 inches, bust measure, and is also shown on page 276.

An elaborate braid decoration is illustrated on this handsome toilette of green cloth; smoked pearl olive buttons supplement the braid decora-

The jacket opening over the vest is in Eton style, with pointed lower front corners and a large sailor collar having broad curved ends. The gathered one-seam sleeves are up-to-date in style. The jacket extends to the waist, in this instance, but may end a little above the waist, if preferred. The skirt consists of three circular flounces sewed to a five-gored skirt and flares gracefully.

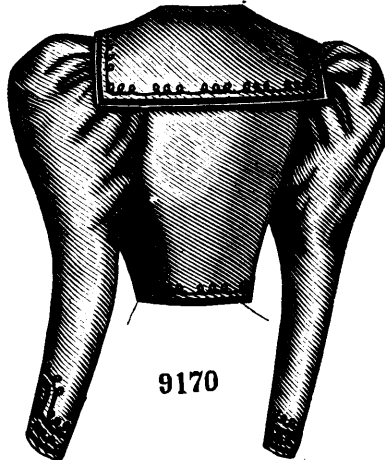
The vest of this toilette will invariably be of silk, chiffon, delicate organdy or some other like fabric, and for the skirt and jacket may be chosen mohair, serge, chevot or fancy suiting. Braid is the most approved trimming this season.

Flowers and taffeta ribbon trim the round hat.



9170

Front Views.



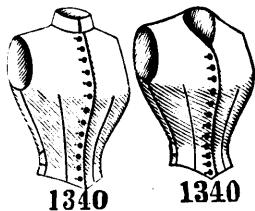
9170

Back View.

LADIES' ETON JACKET, WITH SAILOR COLLAR. (TO EXTEND TO THE WAIST OR NEARLY TO THE WAIST.)

seamless back by under-arm gores which produce a smooth, trim effect at the sides. A large sailor collar that is square at the back and has broad ends is a dressy feature. The one-seam sleeves are of fashionable dimensions and are gathered at the top, where they stand out stylishly.

Pattern No. 9170 is in 7 sizes for ladies from 30 to 42 inches, bust measure. To make the Eton jacket for a lady of medium size, needs 3 3/4 yards of goods 27 inches wide. Price of pattern, 25 cents.




1340

1340

LADIES' VEST. (TO BE MADE WITH STANDING, NOTCHED OR SHAWL COLLAR OR WITHOUT A COLLAR.)

No. 1340.—The vest is pictured made of fancy vesting and finished with machine-stitching. The back is made shapely by a curved center seam and joins the fronts in under-arm and shoulder seams. Straps, included in the under-arm seams, are buckled at the center of the back to regulate the width. The fronts are closely fitted by single bust darts and closed at the center with buttons and button-holes; they may be shaped to form one point at the center or a point at each side of the closing, as shown in the illustration. The vest may have a high neck completed with a standing collar, or it may have an open neck finished with a notched collar or a shawl collar or without a collar, as illustrated.



1340

1340

LADIES' VEST. (TO BE MADE WITH STANDING, NOTCHED OR SHAWL COLLAR OR WITHOUT A COLLAR.)

Fancy vestings in gay or subdued colors, bright piqué, duck or linen may be selected to make a vest of this style and machine-stitching is the usual finish.

Pattern No. 1340 is in 9 sizes for ladies from 30 to 46 inches, bust measure. For a lady of medium size, the vest needs 1 1/4 yard of goods 22 inches wide. Price of pattern, 20 cents.

tion and the effect is softened by a vest of cream silk. The vest, which closes at the back, has a full drooping front trimmed with three cross-wise frills of lace edging; its collar is covered by a ribbon stock and a crush girdle surrounds the waist.




FIGURE No. 224 W.—This illustrates LADIES' STREET TOILETTE.—The patterns are Ladies' Eton Jacket No. 9170, price 25 cents. Skirt No. 9166, price 35 cents; and Vest No. 1342, price 20 cents.

LADIES' YOKE SHIRT-WAIST, WITH UNDER-ARM GORE. (TO BE FINISHED WITH FRILLS AT THE NECK AND WRISTS OR TO BE WORN WITH A LINEN STANDING OR TURN-DOWN COLLAR AND WITH OR WITHOUT LINEN CUFFS.)

No. 9129.—Another illustration of this shirt-waist is given at figure No. 225 W on page 265.

fronts from the back, which has fulness at the waist arranged in backward-turning plaits. The novel two-seam sleeves are gathered at the top and the fulness is taken up in tucks that extend from the wrist, on the upper side of the arm, to within a short distance of the elbow. Linen cuffs may be worn or frills may finish the wrists. The neck may be completed with a standing collar to

30 to 46 inches, bust measure. For a lady of medium size, the shirt-waist requires $5\frac{1}{8}$ yards of material 22 inches wide. Price of pattern, 25 cts.

LADIES' SKIRT, CONSISTING OF THREE CIRCULAR FLOUNCES SEWED TO A FIVE-GORED SKIRT.

No. 9166.—This skirt may be again seen by referring to figure No. 224 W on page 269 of this number of THE GLASS OF FASHION.

A exceptionally handsome skirt is here illustrated. The five-gored skirt is made of taffeta silk and the three circular flounces which cover it are of plain dress goods, with three rows of stitching near the bottom. The front-gore of the skirt is perfectly smooth at the top and the side-gores are each fitted by two darts, while the two back-gores are gathered. The lowest and middle flounces are sewed smoothly to the skirt and the top of the highest flounce is gathered at the back. Ripples at the sides result from the shaping. The skirt measures at the bottom about three yards and a half round in the medium sizes. A small bustle or any style of skirt extender may be worn, if desired.

The mode is appropriate for silk, challis, serge and almost all of the sheer Summer fabrics now being made up.

Pattern No. 9166 is in 7 sizes for ladies from 20 to 32 inches, waist measure. For a lady of medium size, the skirt needs $5\frac{1}{4}$ yards of dress goods 40 inches wide, with $6\frac{5}{8}$ yards of silk 20 inches wide. Price of pattern, 35 cents.

ENGLISH OUTING CAP.

No. 1167.—This cap has a stiff visor and may match a special outing suit or contrast with it. It is here pictured made of mixed cheviot and finished with machine-stitching. The crown is composed of eight sections joined in curved seams that meet at the top under a button mould covered with the material. The visor is stiffened with cardboard and the crown is caught down to the center of the visor.

To wear while yachting, bicycling, and while pursuing various outdoor sports a cap that fits the head closely is decidedly more desirable than a brimmed hat. Cloth, serge, plain or mixed cheviot, most of the suiting goods in vogue and linen or duck may be used for the development of this cap with satisfactory results.

Pattern No. 1167 is in 7 sizes from 6 to $7\frac{1}{2}$ cap sizes, or from $19\frac{1}{4}$ to $23\frac{3}{4}$ inches, head measures. To make the cap for a person wearing a No. 7 cap or whose head measures $22\frac{1}{4}$ inches, will require $\frac{3}{8}$ yard of goods 27 inches wide. Price of pattern, 10 cents.

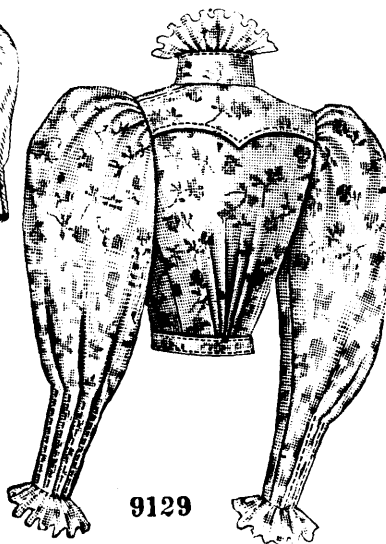


9129

Front View.



9129



9129


Back View.

LADIES' YOKE SHIRT-WAIST, WITH UNDER-ARM GORE. (TO BE FINISHED WITH FRILLS AT THE NECK AND WRISTS OR TO BE WORN WITH A LINEN STANDING OR TURN-DOWN COLLAR AND WITH OR WITHOUT LINEN CUFFS.)

Figured organdy was here selected for this stylish shirt-waist. On the upper part of the back is an applied yoke that is gracefully curved at each side of the point at the center. The upper part of the front is a yoke that is shaped in saw-tooth points at the lower edge and closed with button-holes and buttons or studs through a

the top of which is sewed a shaped frill of the material that flares becomingly, or it may be finished with a neck-band when it is desired to wear a linen standing or turn-down collar. The waist is encircled by a belt having pointed ends closed in front.

Fancy silk, organdy, lawn, dimity, linen, batiste,



9166

Side-Front View.



9166

Side-Back View.

LADIES' SKIRT, CONSISTING OF THREE CIRCULAR FLOUNCES SEWED TO A FIVE-GORED SKIRT.

box-plait formed at the overlapping front edge. The fronts are gathered at the top and the fulness is drawn well forward at the waist and laid in lapped plaits. Below the yoke the fronts are closed invisibly. Under-arm gores separate the

gingham, Madras, etc., are among the numerous materials that will be chosen for the shirt-waist, which will usually be finished with machine-stitching.

Pattern No. 9129 is in 9 sizes for ladies from

or from $19\frac{1}{4}$ to $23\frac{3}{4}$ inches, head measures. To make the cap for a person wearing a No. 7 cap or whose head measures $22\frac{1}{4}$ inches, will require $\frac{3}{8}$ yard of goods 27 inches wide. Price of pattern, 10 cents.



1167

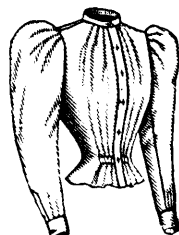


1167

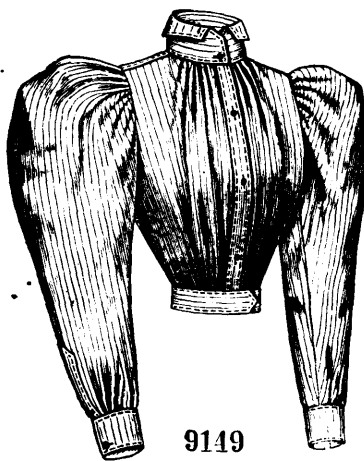
ENGLISH OUTING CAP.

LADIES' SHIRT-WAIST, WITH ARCHED BACK-YOKE, STRAIGHT LINK CUFFS AND A REMOVABLE COLLAR.

No. 9149.—Green-and-white striped zephyr gingham was selected for this stylish shirt-waist which has a full back that is gathered at the center at its upper edge and joined to a back-yoke made with a center seam and arched gracefully. The fronts have pretty fullness drawn well forward by gathers at the neck and waist-line; and the clos-

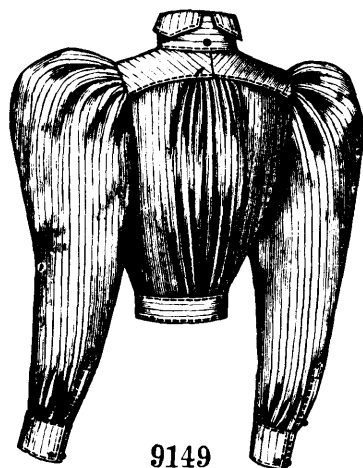


9149



9149

Front View.



9149

Back View.

LADIES' SHIRT-WAIST, WITH ARCHED BACK-YOKE, STRAIGHT LINK CUFFS AND A REMOVABLE COLLAR.

ing is made through a box-plait formed at the front edge of the right front, with studs or buttons and button-holes. The back is drawn in at the waist by tapes inserted in a casing and tied over the fronts. The neck is finished with a neck-band to which is buttoned a collar having a high standing band and fancy turn-down sections flaring at the front and back. The one-seam sleeves are gathered at the top and bottom; they have openings at the outside of the arm finished with underlaps and pointed overlaps in shirt-sleeve fashion, and are completed with plain, straight cuffs that are closed with link buttons. The laps are closed with a button and button-hole. A belt with pointed ends is closed in front.

Thin materials are favored for shirt-waists, but fabrics of some firmness, such as Madras, chambray or the finest ginghams, are also used to some extent. The collar may be of white linen or of the shirt-waist material.

Pattern No. 9149 is in 9 sizes for ladies from 30 to 46 inches, bust measure. For a lady of medium size, the shirt-waist requires 4 1/4 yards of goods 22 ins. wide. Price of pattern, 25 cts.

LADIES' SKIRT, HAVING A CIRCULAR YOKE AND GORED FLOUNCE AT THE FRONT AND SIDES AND A STRAIGHT BREADTH AT THE BACK, AND A FOUR-GORED FOUNDATION-SKIRT THAT MAY BE OMITTED.

No. 9135.—This novel skirt is here shown made of organdy over a foundation skirt of silk. The foundation skirt, which may be used or not, consists of a front-gore, a gore at each side and a straight back-breadth, and is trimmed with a silk ruffle prettily pinked. The skirt has a deep, circular yoke at the front and sides and to the yoke is joined the gathered up-

per edge of a flounce that is in five gores, the joining being concealed by a gathered ruche of the organdy; two rows of insertion are effectively applied on the yoke. The side edges of the yoke and flounce are joined to a straight back-breadth, which is gathered at the top, and the skirts are sewed to the same belt. The width of the skirt at the bottom is five yards, and of the foundation skirt three and a half yards, in the medium sizes. A bustle or any kind of skirt extender may be worn, if desired.

Dimity, organdy, mull and Swiss muslin, either plain or dotted, will be suitable materials for the outside skirt, with a pretty shade of silk, lawn or percaline for the four-gored skirt; trimming of lace insertion or other fancy bands and ruchings of the material will be effective.

Pattern No. 9135 is in 9 sizes for ladies from 20 to 36 inches, waist measure. For a lady of medium size, the skirt requires 9 3/4 yards of material 22 inches wide. Price of pattern, 30 cts.

LADIES' BERTHA WAIST-DECORATION.

(TO BE MADE WITH A ROUND, V OR SQUARE NECK.)

No. 1352.—This Bertha waist-decoration of green satin overlaid with cream appliqué lace is exceedingly fanciful in outline and will transform a very ordinary dress into a notably dressy affair. It has a short seam on the right shoulder, is closed to a corresponding depth on the left shoulder, and shapes a point at the center of the front and back, two points on each shoulder and a pretty tab at

each side of the middle points. The neck may be in round or square outline and is decorated with a ruching of lace edging; a frill of similar edging follows the other edges.

This decoration is suitable for day or evening bodices, and the effect is best when it is made of figured silk or of lace over plain silk and trimmed



1352

Front View.




1352

Back View.


LADIES' BERTHA WAIST-DECORATION. (TO BE MADE WITH A ROUND, V OR SQUARE NECK.)

with a fluffy arrangement of lace or chiffon. An iridescent band trimming at the edge was, however, very effective on a Bertha of pale-blue velvet, which ornamented a single frill bodice of white satin.

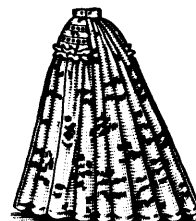
Pattern No. 1352 is in 3 sizes, small, medium and large. In the medium size, it requires 5/8 yard of goods 22 inches wide. Price of pattern, 10 cts.



9135



9135



9135

LADIES' SKIRT, HAVING A CIRCULAR YOKE AND GORED FLOUNCE AT THE FRONT AND SIDES, AND A STRAIGHT BREADTH AT THE BACK, AND A FOUR-GORED FOUNDATION-SKIRT THAT MAY BE OMITTED.

LADIES' JACKET-BASQUE, WITH TWO UNDER-ARM GORES. (DESIRABLE FOR STOUT LADIES.)

No. 9151.—This jacket-basque may be seen differently made up by referring to figure No. 227 W on page 268 of this issue.

Smooth cloth, silk and lace edging are com-

being laid in forward-turning plaits that meet below the waist and spread prettily above. A double jabot of lace falls effectively over the closing to a little below the bust, and gimp edges the revers. A graduated frill of lace rises from the standing collar at the back and sides and flares prettily over a ribbon stock. Wrist frills of

medium size, the jacket-basque requires $2\frac{1}{4}$ yards of dress goods 40 inches wide with $2\frac{5}{8}$ yards of silk 20 inches wide. Price of pattern, 30 cents.

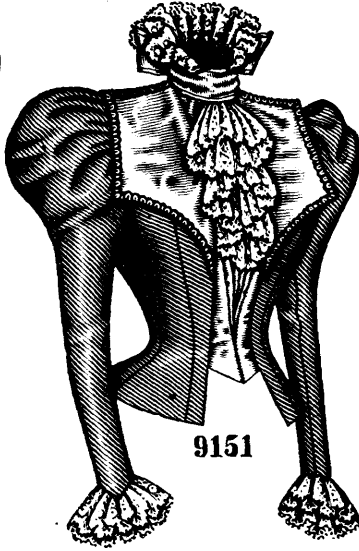
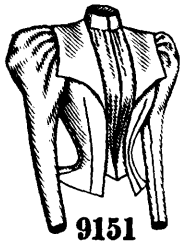
LADIES' SKIRT, CONSISTING OF A GRADUATED SPANISH FLOUNCE JOINED TO A FOUR-GORED UPPER PART, AND A FIVE-GORED FOUNDATION-SKIRT WHICH MAY BE OMITTED.

No. 9164.—At figure No. 223 W on page 281 this skirt is again represented.

This graceful skirt is here shown made of figured organdy. It has a graduated Spanish flounce joined to a four-gored upper part and hangs over a five-gored foundation-skirt of changeable silk. The gored upper part fits the figure smoothly in front and is gathered at the sides and at the back. The flounce is narrowest at the center of the front and graduates to be deepest at the back; it is turned under and shirred to form a frill heading. The five-gored foundation-skirt is fitted by darts at the sides and is gathered at the back; it is finished at the bottom with two narrow ruffles. The foundation skirt measures about three yards and a half and the full skirt about four yards and a half round at the foot in the medium sizes. Any style of skirt extender or bustle may be worn, if desired.

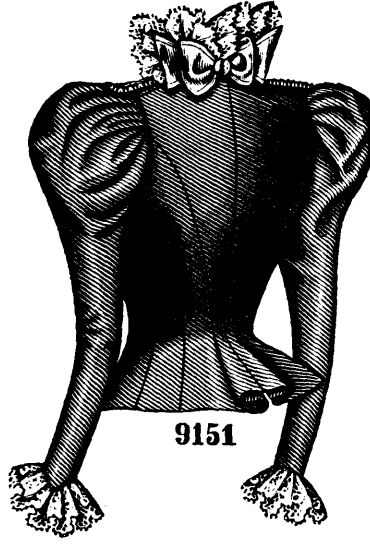
The beautiful organdies and transparent goods of all kinds are commended for the mode, which requires a foundation-skirt of some bright percaline or silk when open-meshed or gauzy fabrics are used, as the effect of the sheer goods is then much enhanced in beauty. Ribbon may be used as a decoration on the bottom of the Spanish flounce if greater elaboration be desired, although the graduated flounce is sufficiently dressy in itself to obviate the necessity of applied ornamentation.

Pattern No. 9164 is in 7 sizes for ladies from



9151

Front View.



9151


Back View.

LADIES' JACKET-BASQUE, WITH TWO UNDER-ARM GORES. (DESIRABLE FOR STOUT LADIES.)


bined in this stylish basque, which is specially desirable for stout figures, being fitted with two under-arm gores at each side, and side-back gores, a center seam, and single bust darts. Extra widths at each side-back seam below the waist are underfolded in a backward-turning plait to make the skirt roll in a box-plait at the center. The jacket fronts are turned back in silk-faced hatchet revers, revealing short vest fronts of silk

lace fall from the one-seam gathered sleeves, which stand out in puff effect at the top. The sleeves are made over coat-shaped linings, and may be plain or pointed at the wrist.

All the new light-weight woollens and silk-and-wool mixtures may be combined with plain or figured silk in this basque. In trimming it should be remembered that length-wise disposals are improving to stout figures, and a jabot over




9164



9164

Side-Front View.



9164

Side-Back View.

LADIES' SKIRT, CONSISTING OF A GRADUATED SPANISH FLOUNCE JOINED TO A FOUR-GORED UPPER PART, AND A FIVE-GORED FOUNDATION-SKIRT WHICH MAY BE OMITTED.

that are arranged on lining-fronts fitted by double bust darts. The vest fronts are closed at the center and gathered at the neck, the fulness

the closing should be the only attempt at fluffiness.

Pattern No. 9151 is in 9 sizes for ladies from 34 to 46 inches, bust measure. For a lady of

20 to 32 inches, waist measure. For a lady of medium size, the skirt needs $9\frac{1}{2}$ yards of goods 22 inches wide. Price of pattern, 35 cents.

LADIES' BLOUSE-WAIST, WITH FITTED BODY-LINING.

No. 9168.—This pretty style of blouse-waist is here represented made of pink lawn and trimmed with insertion, lace edging and ribbon. The waist may be worn over or underneath the skirt and is rendered trim by a lining that is closely fitted by double bust darts and the usual seams. The full fronts and backs are separated by under-arm gores and the fullness in both the front and back is disposed in gathers at the neck and shoulder edges and at the waist, the fronts puffing out in a stylish way. A belt of the material surrounds the waist and closes with a fancy buckle. A mushroom puff is at the top of the coat-shaped sleeves and a stylish cap-frill of the material stands out prettily over the puff. The sleeves may be plain or fancy at the wrists. The neck is completed with a standing collar over which is a ribbon stock, and from the top of the collar, at the sides and back, rises a graduated frill of lace.

The style is admirable for lawn, dimity, dotted or figured Swiss, organdy and a long list of sheer Summer dress goods. Lace edging, insertion and ribbon will afford suitable decoration. Fancy silk, challis and goods of similar weave may also be made up in this style with becoming results.

Pattern No. 9168 is in 8 sizes for ladies from 30 to 44 inches, bust measure. To make the blouse-waist for a lady of medium size, needs 5½ yards of material 22 inches wide. Price of pattern, 25 cents.

FIGURE NO. 226 W.—LADIES' WAIST.

FIGURE NO. 226 W.—This illustrates a Ladies' waist. The pattern, which is No. 9142 and costs 25 cts., is in 8 sizes for ladies from 30 to 44 inches, bust measure, and is shown again on this page.

This cool-looking waist for Summer afternoons is here shown made of fine dotted Swiss and the pretty decoration consists of ribbon and ruches and frills of lace edging.

A fitted lining of pink lawn is very effective but it may be omitted, if not desired. The fronts are arranged in soft, pretty folds by gathers at the neck, shoulder and lower edges, and there is becoming fulness at the lower part of the back drawn to the center by gathers. A

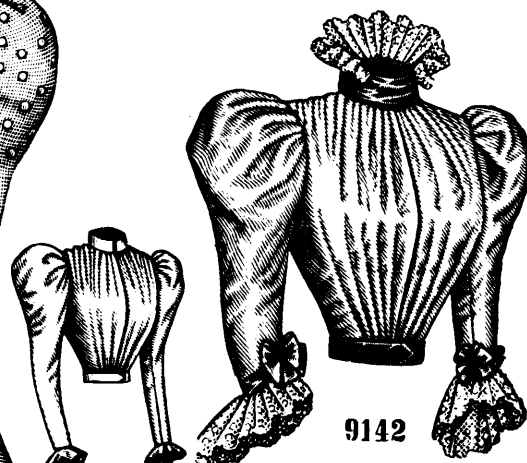

seam sleeves are in three-quarter length, but they may reach to the wrists and have circular frills flaring over the hand, if desired.

All of the sheer dimities, organdies, lawns, etc.,

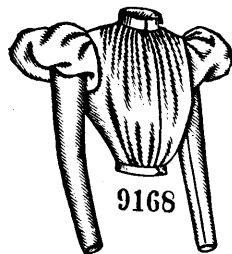
LADIES' WAIST. (TO BE MADE WITH THREE-QUARTER OR FULL-LENGTH SLEEVES AND WITH OR WITHOUT FITTED LINING.)

No. 9142.—Another view of this waist is given at figure No. 226 W on this page.

The waist is here pictured made of India silk. The fronts are drawn into soft folds by gathers at the shoulder, neck and lower edges and are closed invisibly at the center. The seamless back is smooth at the top, but has fulness in the lower part drawn to the center by gathers at the lower edge, and under-arm gores give a smooth effect at the sides. The waist is finished with an applied belt, over which is worn a ribbon belt with pointed ends. It may be made with or without a lining, as preferred, the lining being closely fitted. The collar is covered by a ribbon stock that is formed in outstanding loops at the back; and from it a frill of lace edging flares at the back and sides. The two-seam sleeves are gathered at the top and mounted on coat-shaped



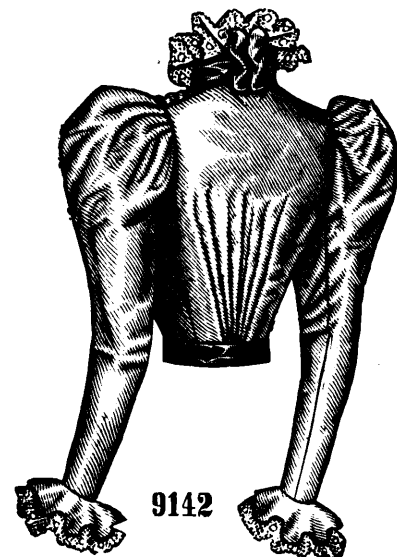
Front View.



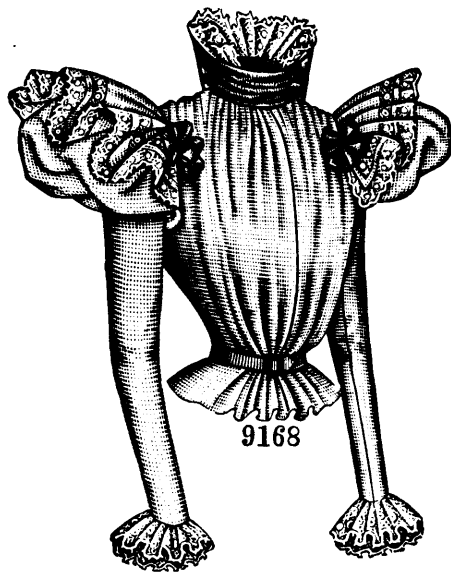
9168

FIGURE NO. 226 W.—This illustrates LADIES' WAIST.—The pattern is No. 9142, price 25 cents.

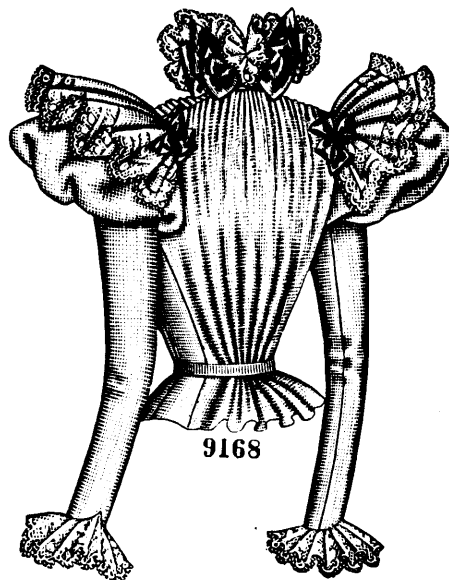
are desirable for the waist and foulard or taffeta silk may also be used. Lace can be used for a jabot down the closing or in some other soft ar-



Back View.



Front View.



Back View.

LADIES' BLOUSE-WAIST, WITH FITTED BODY-LINING.

belt finishes the waist under the stylish ribbon belt. A lace frill rises from the standing collar above a ribbon stock. The gathered two-

rangement, and ribbon provides the belt and stock. Lace, flowers and feathers combine to decorate the straw hat.

LADIES' WAIST. (TO BE MADE WITH THREE-QUARTER OR FULL-LENGTH SLEEVES AND WITH OR WITHOUT FITTED LINING.)

linings; they may be cut off in fanciful outline at three-quarter depth and trimmed with lace edging and ribbon, or they may be made in full length and finished with a circular ruffle of the material over a frill of lace.

This is one of the simplest and daintiest of the full waists and for it will be chosen French flannel and soft silks and the numerous sheer fabrics, including chiffon, organdy, dimity, etc.

Pattern No. 9142 is in 8 sizes for ladies from 30 to 44 inches, bust measure. For a lady of medium size, the waist calls for 3¾ yards of goods 22 inches wide. Price of pattern, 25 cents.

LADIES' BASQUE-WAIST. (TO BE CLOSED AT THE CENTER OF THE FRONT OR BACK OR ALONG THE LEFT SHOULDER AND UNDER-ARM SEAMS AND MADE WITH A HIGH, ROUND, V OR SQUARE NECK AND WITH FULL-LENGTH OR SHORT PUFF SLEEVES.)

No. 9160.—For this handsomely-shaped waist

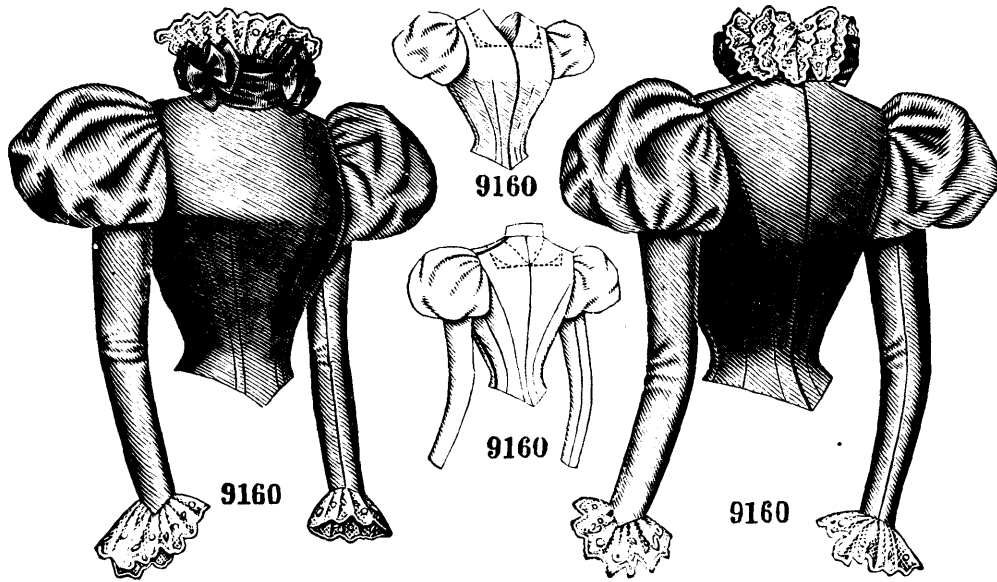
completed by a standing collar that is trimmed at the top with a frill of graduated lace edging and covered with a ribbon stock, the ends of the frill being caught down over the stock under ribbon bows. The side edges of the front are finished with a lace frill that is continued across the top of the front and a fancifully disposed ribbon

on page 275, this basque-waist may be seen made of other material.

The basque-waist is here made of taffeta silk with a ribbon stock and frills of lace edging for decoration. To insure a perfectly trim adjustment the waist is provided with a lining that is closely fitted and closed like the waist at the center of the front. The pretty fullness in the fronts and back is collected in gathers at the neck and shoulder edges and in shirrings at the bottom, and a smooth adjustment at the sides is due to under-arm gores. The coat sleeves have mushroom puffs at the top and may be finished plain at the wrist or completed with fancy bell cuffs, in two sections that flare at the front and back of the wrist over a frill of lace edging; they may be cut off below the puffs for evening wear. The neck may be shaped low and round or it may be finished with a standing collar, ribbon stock and the fashionable flaring lace frill. The wide, wrinkled girdle is fastened invisibly at the left side, one end being finished in a frill.

For the many thin fabrics appropriate to the season the mode will be highly favored. Grenadine canvas, *crêpe de Chine* and *satin mousseline* are among some of the newer materials commended and the standard weaves of sheer fabrics like organdy, dimity, lawn and Swiss are advised for general wear. Ribbon and lace edging will adorn it suitably. Fine cream lace was arranged in a cascade down the closing and about the front of the arm's-eyes on a waist of floral-patterned grenadine over green percaline.

Pattern No. 9133 is in 10 sizes for ladies from 30 to 42 inches, bust measure. For a lady of medium size the waist calls for 5 1/8 yards of goods 22 inches wide. Price of pattern, 25 cts.



Front View.

Back View.

LADIES' BASQUE-WAIST. (TO BE CLOSED AT THE CENTER OF THE FRONT OR BACK OR ALONG THE LEFT SHOULDER AND UNDER-ARM SEAMS AND MADE WITH A HIGH, ROUND, V OR SQUARE NECK AND WITH FULL-LENGTH OR SHORT PUFF SLEEVES.)

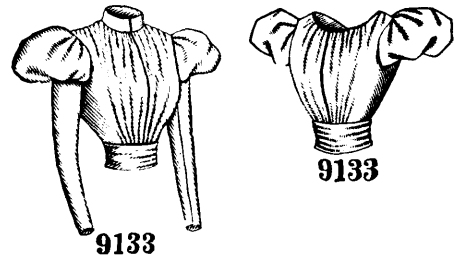
gray poplin was here selected. The pattern provides for a high, round, V or square neck and also for closing the waist at the center of the back or front at the left side. Double bust darts and under-arm and side-back gores fit the waist closely and smoothly and when the closing is not made at the back the back is made with a center seam. The high neck is completed with a standing collar from which a frill of lace rises at the back and sides and about the collar is a wrinkled ribbon stock having ribbon bows on it at the ends of the frill. The coat-shaped sleeves have gathered puffs arranged on them at the top. They may be in full length and finished plain or in Venetian points and with a frill of

covers the lower edge of the front in girdle effect.

Organdy, silk grenadine or *mousseline de soie* will be effective in this pretty front and the foundation will be of glacé or solid-hued taffeta. Lace or chiffon edging may provide the fluffy decoration most appropriate.

Pattern No. 1341 is in 3 sizes, small, medium and large. In the medium size, the vest-front needs 1 1/2 yard of goods 20 inches wide. Price of pattern, 10 cents.

LADIES' BASQUE-WAIST. (TO BE MADE WITH A HIGH OR ROUND NECK AND WITH FULL LENGTH OR SHORT PUFF SLEEVES)
No. 9133.—By referring to figure No. 228 W



9133

9133



1341

LADIES' FULL VEST FRONT.

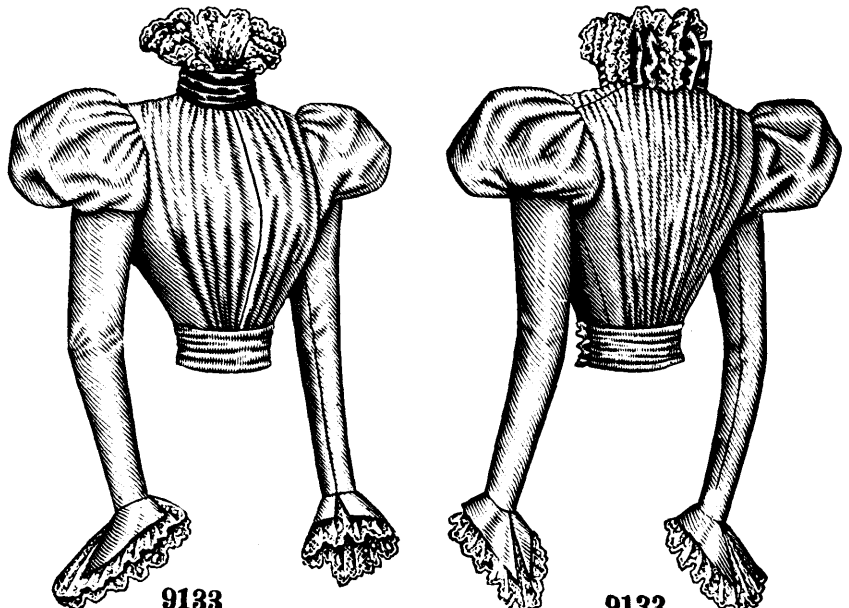
lace, or they may be cut off below the puffs, as preferred.

Materials of silken or woollen texture for day and evening wear may be chosen for the waist, and the decoration may consist of lace insertion and edging, fancy bands, etc., and yoke or bolero ornaments introducing spangles and jet facets.

Pattern No. 9160 is in 10 sizes for ladies from 30 to 42 inches, bust measure. To make the basque-waist for a lady of medium size, requires 3 3/4 yards of goods 22 inches wide. Price of pattern, 25 cents.

LADIES' FULL VEST FRONT.

No. 1341.—A most becoming vest front to wear with jackets having open fronts is here pictured made of embroidered chiffon. The front is gathered at its neck and lower edges and is sustained by a plain lining of silk. The neck is



9133

9133

Front View.

Back View.

LADIES' BASQUE-WAIST. (TO BE MADE WITH A HIGH OR ROUND NECK AND WITH FULL-LENGTH OR SHORT PUFF SLEEVES.)

FIGURE NO. 228 W.—LADIES' AFTERNOON TOILETTE.

FIGURE NO. 228 W.—This consists of a Ladies' basque-waist and skirt. The basque-waist pattern, which is No. 9133 and costs 25 cents is in 10 sizes for ladies from 30 to 42 inches, bust meas-

The combination illustrated in this toilette includes maize and light-brown silk. The waist is a charmingly simple mode with soft fulness in the front and back prettily distributed by gathers at the shoulders, neck and lower edges. A double jabot of lace arranged over the closing is continued in a frill along the lower edge of the collar, which is covered by a ribbon stock and decorated at the top with a lace frill. Three rows

prettily on the coat sleeves, which are decorated with diagonal rows of insertion and lengthened by fancy cuffs that flare over the hand.

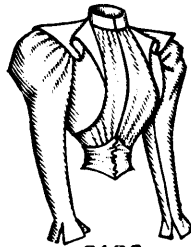
The skirt comprises seven gores and is encircled at the bottom by a deep circular flounce, above which are arranged nine evenly-spaced bias folds that simulate tucks, each fold being headed by a row of insertion.

The straw hat displays a trimming of lace, ribbon and flowers.

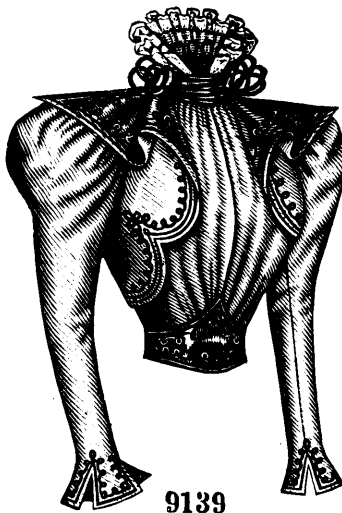
LADIES' BASQUE-WAIST, WITH BOLERO JACKET. (TO BE MADE WITH PLAIN OR CRUSH GIRDLE AND WITH THE BOLERO FRONTS PLAIN OR FANCY.)

No. 9139.—By referring to figure No. 222 W on page 266, this basque-waist may be again seen.

Drap d'été and heavy twilled silk are here combined in the basque-waist, with lace-edged chiffon for the quadruple box-plaited frill rising from the standing collar. The waist has a seamless back with fulness at the bottom collected in gathers and full fronts drawn by gathers at the top and bottom. Under-arm gores and a fitted

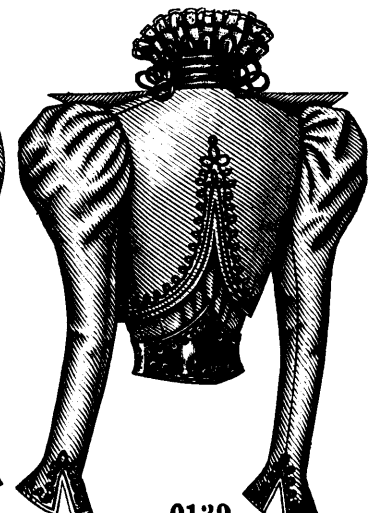


9139



9139

Front View.



9139

Back View.

LADIES' BASQUE-WAIST, WITH BOLERO JACKET. (TO BE MADE WITH PLAIN OR CRUSH GIRDLE AND WITH THE BOLERO FRONTS PLAIN OR FANCY.)

lining give perfect trimness and the closing is made at the center of the front. The bolero jacket enters into the shoulder seams of the waist, but has independent under-arm seams: at the back it is curved in a pretty fashion and at the front it is turned back in large revers that are faced with silk and shaped to form a prominent flute at the roll. The revers stand out over two-seam sleeves that have coat-shaped linings. The sleeves are finished in tabs at the wrists. A plain girdle pointed at the top, both back and front, or a crush girdle forming a point at the top and bottom, both back and front, may be used. The plain girdle is closed at the left side and the crush girdle has a tuck shirring at the center of the front and is finished in frills at the ends, which close at the back. A ribbon stock covers the collar and loops and rosettes of narrow ribbon give an elaborate effect. A tasteful braid decoration is arranged on the bolero and sleeves and also on the plain girdle.

Although combinations will produce the best effect in this mode, a single material, such as canvas over silk, tapaline or mixed suitings combining subdued colors, may be used. For trimming selection may be made from among the many varieties of band trimming or the laces.

Pattern No. 9139 is in 10 sizes for ladies from 30 to 42 inches, bust measure. To make the basque-waist for a lady of medium size, calls for $2\frac{1}{2}$ yards of *drap d'été* 40 inches wide, with $1\frac{5}{8}$ yard of silk 20 inches wide, and $\frac{1}{4}$ yard of chiffon 45 inches wide. Price of pattern, 30 cents.

FIGURE NO. 228 W.—This illustrates LADIES' AFTERNOON TOILETTE.—The patterns are Ladies' Basque-Waist No. 9133, price 25 cents; and Skirt No. 9115, price 30 cents.

ure, and is shown again on page 274. The skirt pattern, which is No. 9115 and costs 30 cents is in 5 sizes from 20 to 28 inches, waist measure.

of insertion further decorate the fronts. The deep crush girdle is closed at the left side, one end being formed in a frill. Short puffs stand out

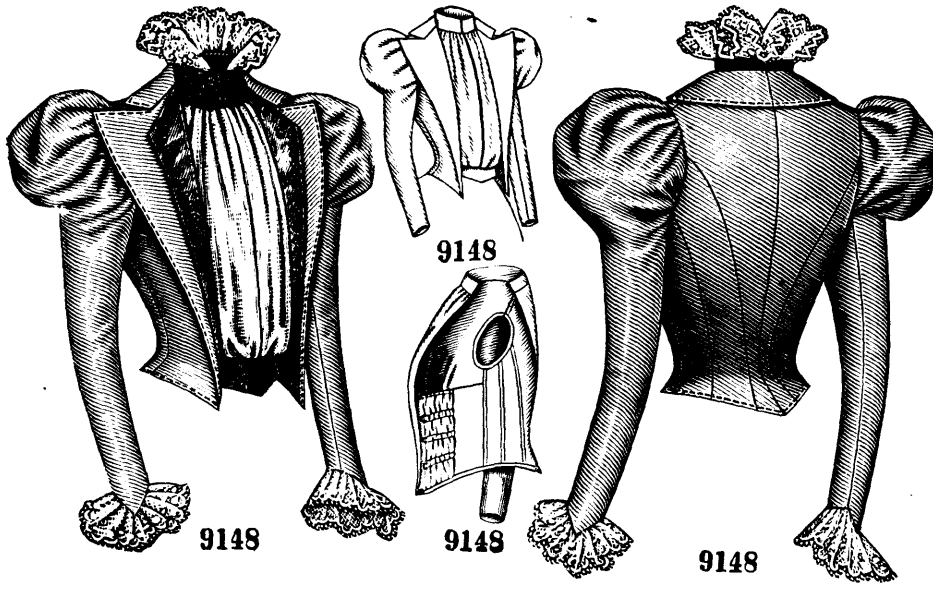
LADIES' BASQUE. (FOR MATERNITY AND INVALID WEAR.)
No. 9148.—The basque is here pictured made

The mode is favorable to a combination. A vest of some soft, yielding material like chiffon, mull or *mousseline de soie* may be associated with

single bust darts; it is cross-trimmed with three frills of lace edging, and droops slightly over a wrinkled girdele that is closed at the left side. The vest is made snug-fitting by under-arm gores and is closed at the center of the back with buttons and button-holes. A full lace frill rising from the standing collar has its ends caught down at each side of the front over a ribbon stock.

Vests of this kind may have the front of chiffon or other tissues and the girdele of silk or velvet. A fluffy trimming of lace is desirable. It may be disposed in lengthwise or cross-wise frills or put on in ruchings that may also run in either direction.

Pattern No. 1342 is in 7 sizes for ladies from 30 to 42 inches, bust measure. For a lady of medium size the garment requires $1\frac{3}{8}$ yard of goods 22 inches wide. Price of pattern, 20 cents.



Front View.

Back View.

LADIES' BASQUE. (FOR MATERNITY AND INVALID WEAR.)

LADIES' SURPLICE WAIST. (TO BE MADE WITH A HIGH NECK OR WITH A NECK LOW IN FRONT.)

No. 9128.—At figure No. 221 W on page 278 this waist is shown differently made up.

The waist is here pictured made of silk and decorated with spangled lace net, lace edging and a ribbon bow. It is made trim by under-arm gores, single bust darts, and by a lining that is fitted by double bust darts and the usual seams and closed diagonally at the left side to appear in chemisette style between the surplice fronts, which are crossed in true surplice fashion. The fulness in the fronts is laid in two forward-turning plaits that are closely lapped at the bottom and spread toward the shoulders, and a V-facing of lace net is applied on the lining. The fulness in the seamless back is formed in two backward-turning plaits at each side of the center, the plaits being closely lapped at the bottom and allowed to flare toward the shoulders. The neck may be made low in front by cutting away the lining between the surplice fronts, or it may be finished high with a standing collar that is closed at the left side and decorated at the back and sides with a graduated frill of lace edging. The one-seam sleeves are arranged over coat-shaped linings and are gathered at the top.

The model is appropriate for the long list of sheer fabrics now in request and is also suitable for silk, grenadine and some of the open-meshed canvas weaves. Ribbon, lace bands in cream tints, and lace edging will provide the decoration. A waist of figured organdy made over a lining of pink lawn had the lining at the throat covered with frills of chiffon.

Pattern No. 9128 is in 12 sizes for ladies from

of plain dress goods and silk with the vest of *mousseline de soie* and passementerie and lace edging for decoration. The basque has loose lining fronts to which underfacings that extend


a basque of silk, alpaca, serge, cashmere, poplin and many dress goods that are serviceable, pretty and inexpensive.

Pattern No. 9148 is in 7 sizes for ladies from 30 to 42 inches, bust measure. To make the basque for a lady of medium size, calls for $2\frac{3}{8}$ yards of dress goods 40 inches wide, with $\frac{1}{2}$ yard of silk 20 inches wide, and $\frac{3}{4}$ yard of *mousseline de soie* 45 inches wide. Price of pattern, 30 cents.

LADIES' VEST, WITH FULL FRONT.

No. 1342.—This vest forms part of the toilette shown at figure No. 224 W on page 269.

A vest that is charming for wear




1342
Front View.

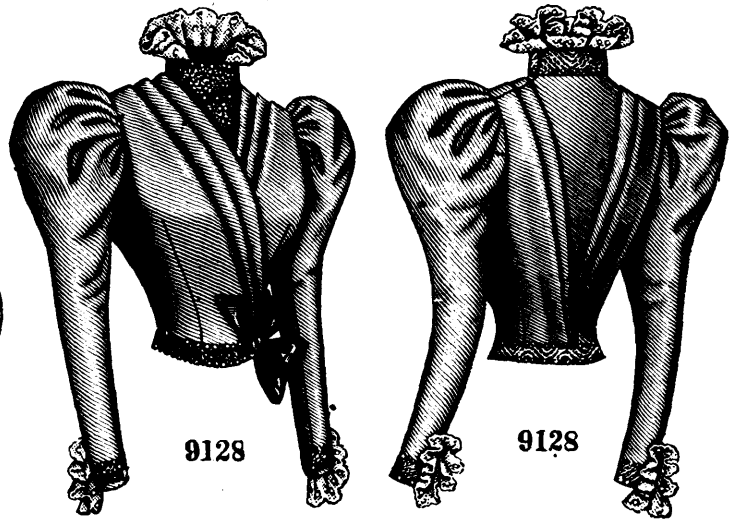
1342
Back View.

LADIES' VEST, WITH FULL FRONT.

from the lower edges to the bust are sewed to form casings for elastics which permit of an easy adjustment capable of expanding and accommodating the needs of the figure. The vest is gathered at the neck, drawn in on elastics at the lower edge and puffs out softly over a smooth pointed girdele which crosses it at the bottom. The jacket fronts are folded back in tapering lapels that form notches with the rolling collar and over the lapels roll narrow revers of silk that are decorated with passementerie, the style of the lapels and revers tending to give a long effect. Under-arm and side-back gores and a curving center seam complete the adjustment. The close two-seam sleeves are arranged over coat-shaped linings, and are gathered at the top and along the side edges of the upper portion to stand out in a short puff. At the wrist the sleeve may be plain or shaped in a Venetian point. The neck is completed with a standing collar and a graduated lace frill.



9128



9128

9128

Front View.

Back View.

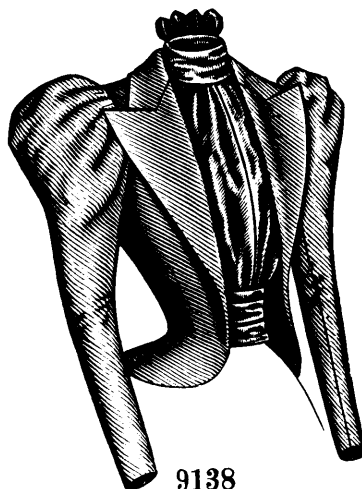
LADIES' SURPLICE WAIST. (TO BE MADE WITH A HIGH NECK OR WITH A NECK LOW IN FRONT.)

with open jackets is here shown. The full front of silk is gathered at the neck and lower edges and mounted on a lining-front fitted by

30 to 46 inches, bust measure. For a lady of medium size, the waist needs $3\frac{3}{4}$ yards of goods 22 inches wide. Price of pattern, 25 cents.

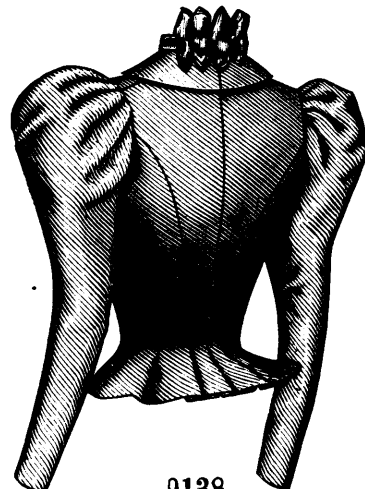
LADIES' JACKET-BASQUE, WITH VEST FRONT.

No. 9138.—This is a trim and becoming style



9138

Front View.



9138

Back View.

LADIES' JACKET-BASQUE, WITH VEST FRONT.

of jacket-basque, for which a combination of cheviot and glacé taffeta was here selected. A close adjustment at the back and sides is brought about by under-arm and side-back gores and a center seam, and extra widths allowed below the waist-line at the middle three seams are under-folded in box-plaits that are pressed to be quite

of silk 20 inches wide. Price of pattern, 30 cents.

LADIES' COSTUME, CONSISTING OF A SIX-GORED SKIRT AND A WAIST THAT MAY BE MADE WITH OR WITHOUT FITTED BODY-LINING.

No. 9126.—This costume is pictured made of



9126

Front View.

LADIES' COSTUME, CONSISTING OF A SIX-GORED SKIRT AND A WAIST THAT MAY BE MADE WITH OR WITHOUT FITTED BODY-LINING.



9126

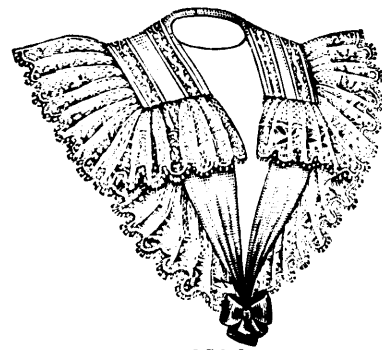
Side-Back View.

in two box-plaits and then gathered at the back. It spreads fashionably toward the lower edge, which measures four yards and a half in the medium sizes. If desired, a skirt extender may be worn. Two ruffles of the material bordered with a row of embroidery and headed by a row of insertion form a pretty foot trimming.

The waist may be made with or without a well-fitted lining that is closed at the front. The seamless back has gathered fulness in the lower part and is separated from the fronts by under-arm gores. The fronts are gathered at the neck and tucks extending from each shoulder end at the bust, the fulness being collected in shirrings at the waist-line and puffing out very slightly over


Figured or plain silk may be united with canvas, *drap d'été*, tapaline or any other fashionable weave of dress goods. Fancy bands may be added as a trimming.

Pattern No. 9138 is in 9 sizes for ladies from 30 to 46 inches, bust measure. For a lady of medium size, the jacket-basque calls for $2\frac{3}{8}$ yards of dress goods 40 inches wide, and $1\frac{1}{2}$ yard



1351

Front View.



1351

Back View.

LADIES' FICHU OR WAIST DECORATION. (KNOWN AS THE UNDINE FICHU.)

a wrinkled ribbon belt that is closed under a bow. A frill of embroidered edging rises from the collar, which is encircled by a ribbon stock, and a frill of edging extends down each side of the closing. The sleeves fit smoothly to above the elbow and then flare in short puffs that are arranged in groups of downward-turning tucks from the inside seam nearly to the back of the arm.

Pattern No. 9126 is in 10 sizes for ladies from 30 to 42 inches, bust measure. For a lady of medium size, the costume needs $11\frac{3}{4}$ yards of goods 22 inches wide, with $3\frac{1}{2}$ yards of edging $2\frac{1}{2}$ inches wide for the collar frill and front frills. Price of pattern, 40 cents.

LADIES' FICHU OR WAIST DÉCORATION. (KNOWN AS THE UNDINE FICHU.)

No. 1351.—The fichu is here pictured made of *mousseline de soie* and decorated with lace insertion, frills of lace edging and a ribbon bow. The decoration consists of a large collar and two fichu portions. The collar is square at the back, where it is shaped by a center seam, and has square ends that terminate above the bust. The fichu sections are gathered at their upper ends and joined to the ends of the collar and are laid in closely lapped plaits at the lower ends, which meet at the waist under a dainty bow of ribbon.

Pattern No. 1351 is in 3 sizes, small, medium and large. In the medium size, it requires $\frac{3}{8}$ yard of *mousseline de soie* 45 inches wide, with $4\frac{3}{4}$ yards of edging $6\frac{1}{4}$ inches wide. Price of pattern, 10 cts.

flat. Jacket fronts that have rounding lower front corners are turned back in long lapels by

white nainsook. The six-gored skirt is gathered across the top of the side-gores and is arranged



FIGURE NO. 221 W.—This illustrates LADIES' SURPLICE WAIST.—The pattern is No. 9128, price 25 cents.

FIGURE NO. 221 W.—LADIES' SURPLICE WAIST.

FIGURE NO. 221 W.—This illustrates a Ladies' waist. The pattern, which is No. 9128 and costs 25 cents is in 12 sizes for ladies from 30 to 46 inches, bust measure, and is again pictured on page 276.

For this surplice waist figured silk was here selected and the pretty disposal of lace insertion and edging and the fancifully-arranged belt ribbon give tasteful decorative touches. At each side of the center the back is arranged in two wide plaits that spread toward the shoulders. The fronts, which lap in regular surplice style, also show two plaits spreading toward each shoulder and are made perfectly smooth back of the plaits by single bust darts. The closely-fitted lining closes at the left side at the top, where it appears in chemisette effect, and the neck is finished with a standing collar. The pretty sleeves are in one-seam leg-o'-mutton style. The neck may be low in front, if desired.

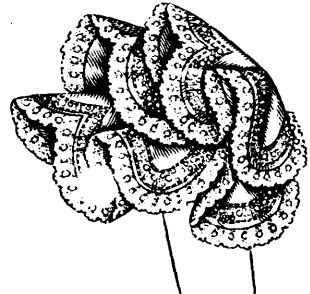
LADIES' DOUBLE SLEEVE CAP.

No. 1356.—This pretty sleeve cap is pictured made of organdy and trimmed with lace insertion and lace edging. The upper cap is shorter than the under cap and both have scalloped lower edges and are gathered at the top. The cap should be sewed to

the waist along the arm's eyes.

The caps may be made of seasonable dress goods, but are especially attractive in lawn, dimity, organdy or any of the host of transparent fabrics, as well as in silk and some very light-weight wool weaves. Insertion and lace edging are the popular garnitures.

Pattern No. 1356 is in one size only, and to make a pair of double sleeve caps requires 1 1/4 yard of material 22 inches wide. Price of pattern, 5 cents.



1356

LADIES' DOUBLE SLEEVE CAP.

lar, and a large sailor collar falls in triple points at the back and is broad and prettily curved at the ends, which reach below the bust. Wide braid and embroidered anchors decorate the sailor collar and narrow braid effectively trims the shield and

LADIES' YACHTING COSTUME, HAVING A FIVE-GORED SKIRT. (KNOWN AS THE NEWPORT COSTUME.)

No. 9145.—The Newport costume is a natty mode for yachting and general wear in the country or at the seaside. It is here shown made of dark-blue and white serge. The fronts of the blouse separate with a flare toward the shoulders over a shield that is tacked underneath to the right front and secured with hooks and loops to the left front; they are shirred at the waist and tacked to the close-fitting lining to droop slightly. The blouse back is drawn down tightly and is smooth at the top but has fullness below collected in shirrings at the waist. A narrow belt of the white serge is closed in front with a buckle. The neck is completed with a standing collar.

standing collar. The one-seam sleeves are gathered and puff out prettily at the top; they are decorated with braid-trimmed cuff facings of the white serge.

The five-gored shirt is gathered at the back and may be held out by a small bustle or other extender, if desired. It is smooth at the front and sides across the top and spreads toward the lower edge, which is four yards and a half round in the medium size. A deep facing of the white goods trimmed at the top with rows of braid is a very attractive decoration.

A more appropriate and tasteful costume for boating excursions could not be devised. Red, brown or blue is combined with white to produce excellent effects in the mode when chevrot, flannel, cloth, mohair or piqué is selected. Crash and linen in the natural linen shade are also cool and practical for it and duck in white or colors is frequently made up into costumes of this kind.

Pattern No. 9145 is in 7 sizes for ladies from 30 to 42 inches, bust measure. To make the costume for a lady of medium size, will require 7 yards of navy-blue with 1 1/4 yard of white serge 40 inches wide. Price of pattern, 40 cents.



9145

Front View.

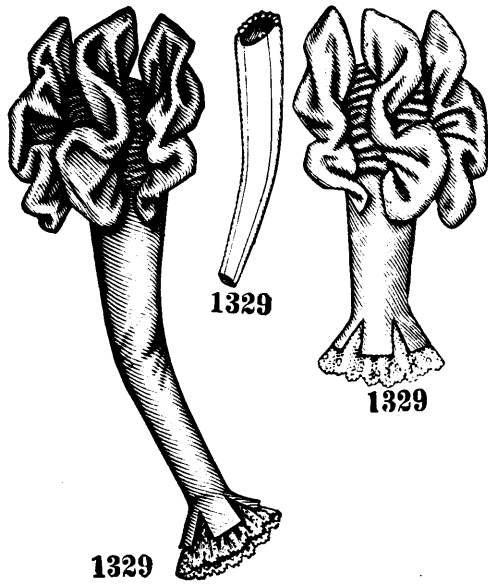


9145

Back View.

LADIES' YACHTING COSTUME, HAVING A FIVE-GORED SKIRT. (KNOWN AS THE NEWPORT COSTUME.)

LADIES' DRESS SLEEVE, WITH FANCY PUFFING. (TO BE MADE IN FULL OR ELBOW LENGTH AND FINISHED PLAIN OR IN TABS.) No. 1329.—Silk was selected for this stylish



LADIES' DRESS SLEEVE, WITH FANCY PUFFING. (TO BE MADE IN FULL OR ELBOW LENGTH AND FINISHED PLAIN OR IN TABS.)

sleeve, which fits the arm closely and is shaped by an inside and outside seam. A fancy puffing, hemmed at the upper and lower edges and shirred vertically at regular intervals to form upright puffs, is arranged over the top of the sleeve with pretty effect. The sleeve is shaped in tabs at the wrist and a frill of lace falls from beneath the tabs; it may be plain at the wrist, if preferred, or it may be made in elbow length.

The sleeve will be especially pretty when made up in silk, canvas grenadine and sheer fabrics, although it will also develop satisfactorily in many other materials now in vogue. It will be charming for dressy afternoon gowns as well as for evening wear in the elbow length. The lace frills now so generally used are especially pretty when the tab finish is selected.

Pattern No. 1329 is in 6 sizes for ladies from 10 to 15 inches, arm measure, measuring the arm about an inch below the bottom of the arm's-eye. For a lady whose arm measures 11 inches as described a pair of sleeves needs $3\frac{3}{4}$ yards of goods 22 inches wide. Price of pattern, 10 cents.

LADIES' COSTUME, WITH EIGHT-GORED SKIRT.

No. 9159.—The costume is particularly charming as here made up in figured organdy with a lavish decoration of ribbon and lace edging, the edging being used alone and on the ruffles of the material. The eight-gored skirt is gathered at the back and hangs with a graceful flare toward the lower edge, which measures four yards and three-eighths in the medium sizes. A bustle or other skirt-extender may be worn.

A lining fitted by double bust darts and the usual seams and closed at the center of the front supports the fanciful waist, which has a back that is smooth at the top and has slight fullness below gathered up closely at the waist-line. Under-arm gores give a smooth effect at the sides. The fronts close at the left side in Russian style, the left front being narrow with only slight fullness gathered at the waist-line, while the wide right front is gathered at the neck and waist-line and puffs out stylishly. A frill of ribbon between two lace-edged ruffles of the material is adjusted over the closing. The standing collar has a graduated frill rising from it above a ribbon stock that is wrinkled softly and fastened at the left side under a fancy bow of similar ribbon. The coat sleeves have short mushroom puffs at the top; the puffs stand out well under double frill caps that flare to give a high effect.

Such a costume will be most pleasing when made of organdy, lawn, dimity or some other sheer material over tinted linings of percaline or silk, but soft silks and lightweight woollens could also be used with good effect. The mode invites profuse decorations of lace, ribbon, fancy bands, etc.

Pattern No. 9159 is in 10 sizes for ladies from

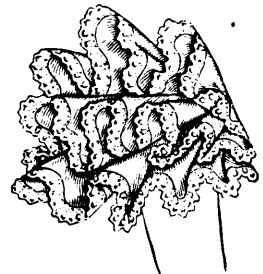
30 to 42 inches, bust measure. To make the costume for a lady of medium size, requires $15\frac{1}{2}$ yards of goods 22 inches wide. Price of pattern, 40 cents.

LADIES' TRIPLE SLEEVE-CAP.


No. 1355.—Lawn is pictured in this chic sleeve-cap and a row of narrow lace at the ends and lower edges provides a pretty decoration. The cap is composed of three portions in graduated sizes gathered at their upper edges, which should be sewed to the waist along the upper part of the arms'eyes. The cap flares to give the fashionable effect of height and breadth.

Many plain sleeves will be improved by this cap, which may match or contrast with the sleeve. Dress goods of all sorts are appropriate for it, but the effect will be best when organdy, dimity, lawn, Swiss or the Summer silks, such as India or China silk, taffeta or foulard, are used. Lace edging and insertion or ruchings of ribbon or of chiffon will provide a dainty finish for the edges. If the cap is made of woollen goods a lining of contrasting silk, which may be of a thin quality, will be improving.

Pattern No. 1355 is in one size only and to make a pair of triple sleeve-caps calls for $2\frac{3}{4}$ yards of goods 22 ins. wide. Price of pattern, 5 cents.



LADIES' TRIPLE SLEEVE-CAP.



9159

Front View.

9159

Side-Back View.

LADIES' COSTUME, WITH EIGHT-GORED SKIRT.

LADIES' DRESS SLEEVE, IN MOUSQUETAIRE STYLE. (TO BE MADE WITH OR WITHOUT THE RUFFLE CAP, AND IN FULL-LENGTH OR THREE-QUARTER LENGTH.)

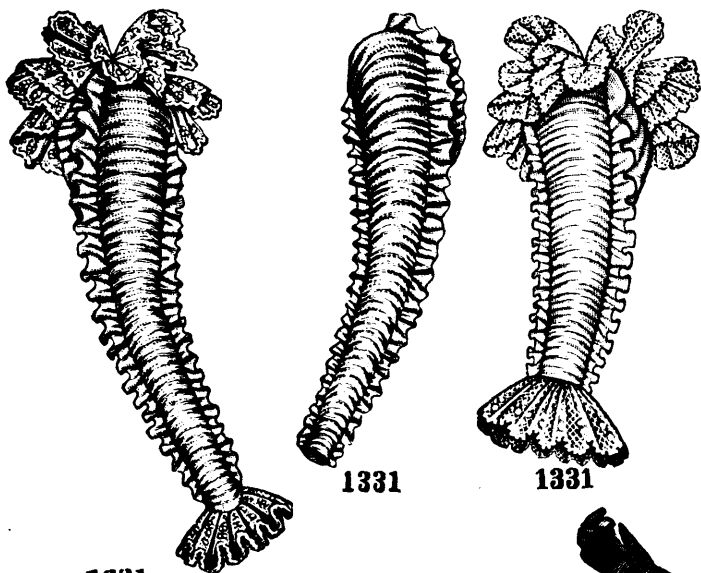
No. 1331.—This sleeve is made of *mousseline de soie*, with lace edging for the ruffle cap; the

FIGURE No. 229 W.—LADIES' TAILOR-MADE SUIT.

FIGURE No. 229 W.—This consists of a Ladies' basque and skirt. The basque pattern, which is No. 9147 and costs 30 cents, is in 12 sizes for ladies from 30 to 46 inches, bust measure, and may be seen again on page 268. The skirt pat-

off, and at the top they are reversed in small lapels by a rolling collar, a linen chemisette and a band bow appearing in the opening. The sleeves have the correct amount of fulness at the top.

The skirt has five gores and may be gathered or side-plaited at the back, where it hangs in full



1331

LADIES' DRESS SLEEVE, IN MOUSQUETAIRE STYLE. (TO BE MADE WITH OR WITHOUT THE RUFFLE CAP AND IN FULL-LENGTH OR THREE-QUARTER LENGTH.)

coat-shaped lining is of silk. The sleeve is tuck-shirred at the outside of the arm to form a frill that widens toward the top and is also gathered along each long edge, one edge being finished to form a frill at the inside of the arm. The tuck-shirring and gathers wrinkle the sleeve in mousquetaire fashion and gathers at the top cause it to stand out slightly under a gathered ruffle cap. The wrist may be plain or in two scollops, or the sleeve may be made in three-quarter length. A lace frill provides a pretty finish for the lower edge in either length.

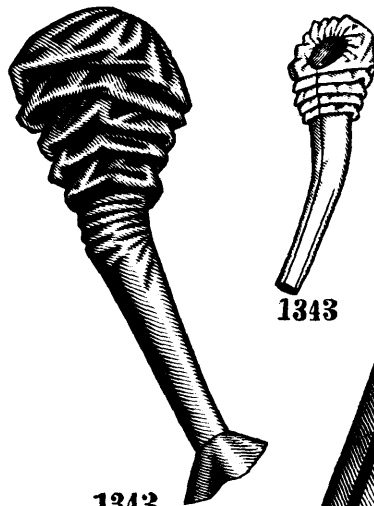
Pattern No. 1331 is in 5 sizes for ladies from 10 to 14 inches, arm measure, measuring the arm about an inch below the bottom of the arm's-eye. For a lady whose arm measures 11 inches as described, a pair of sleeves calls for $2\frac{5}{8}$ yards of goods 22 inches wide with $2\frac{1}{4}$ yards of edging $5\frac{1}{4}$ inches wide for the ruffle-caps. Price of pattern, 10 cents.

LADIES' DRESS SLEEVE ARRANGED IN TUCK-FOLDS AT THE TOP.

No. 1343.—A soft variety of woollen goods was used for this novel sleeve, which is shaped with an inside seam and made perfectly close-fitting on the fore-arm by a seam at the outside of the arm terminated in dart style at the elbow. Above the elbow the sleeve has fulness that is gathered at the top and uniquely disposed in five downward-turning tuck-folds that spread prettily. A coat-shaped lining preserves the correct outlines, and the wrist may be plain or completed with a circular ruffle that falls over the hand.

Silk, soft woollens, organdy and lawn will make up with pleasing effect with lace for a finish.

Pattern No. 1343 is in 6 sizes for ladies from 10 to 15 inches, arm measure, measuring the arm about an inch below the bottom of the arm's-eye. For a lady whose arm measures 11 inches as described, a pair of sleeves requires $2\frac{3}{4}$ yards of goods 22 inches wide. Price of pattern, 10 cents.



1343

LADIES' DRESS SLEEVE ARRANGED IN TUCK-FOLDS AT THE TOP.



FIGURE No. 229 W.—This illustrates LADIES' TAILOR-MADE SUIT.—The patterns are Ladies' Military Basque No. 9147, price 30 cents; and skirt No. 9080, price 30 cents.

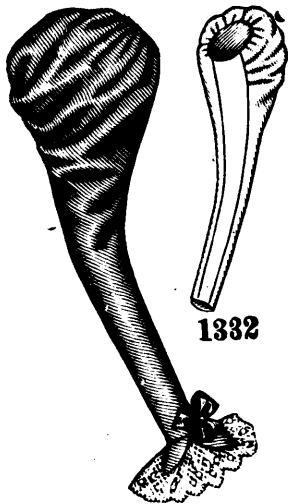
braid and olive-green buttons is in keeping with the style of the basque, which is known as the *Lanser* basque. Below the closing, which is made with hooks and loops, the fronts are nicely rounded

while the effect over the hips is smooth, although no darts are used.

The fancy straw hat is adorned with flowers and ribbon.

LADIES' TWO-SEAM DRESS SLEEVE.
(TO BE FINISHED PLAIN OR FANCY AT THE WRIST.)

No. 1332.—This sleeve, which is pictured made of dress goods, is shaped with two seams and has fulness at the top disposed in unusually graceful folds by gathers at the upper edge and three deep up-turning plaits in the upper portion at the outside seam. To the wrists are joined pointed tabs that flare over a lace frill, and along the top of the frill, at the inside of the sleeve, is arranged a twisted ribbon that is drawn out between the tabs and



1332

LADIES' TWO-SEAM DRESS SLEEVE. (TO BE FINISHED PLAIN OR FANCY AT THE WRIST.)

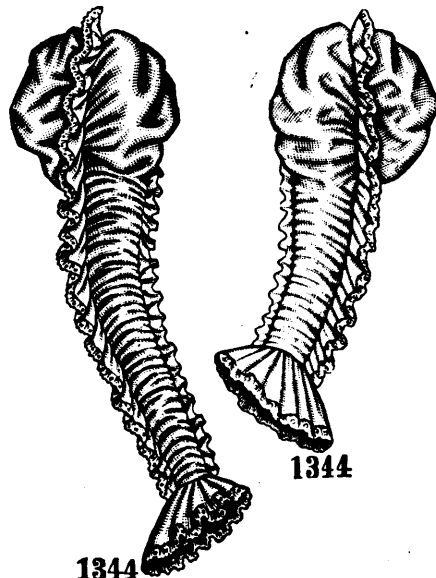
bowed at the inside of the arm, the effect being very dainty. A coat-shaped lining supports the sleeve, which may be plain at the wrist, if preferred.

Pattern No. 1332 is in 7 sizes for ladies from 10 to 16 inches, arm measure, measuring the arm about an inch below the bottom of the arm's-eye. For a lady whose arm measures 11 inches as described, a pair of sleeves needs 2 $\frac{3}{8}$ yards of material 22 inches wide. Price of pattern, 10 cents.

LADIES' FANCY DRESS SLEEVE IN MOUSQUETAIRE STYLE. (TO BE MADE IN FULL-LENGTH OR THREE-QUARTER LENGTH.)

No. 1344.—This sleeve is exceedingly pretty for sheer fabrics; it is here pictured made of mull and trimmed with lace edging. It is disposed in mousquetaire effect on a coat-shaped lining; it has a tuck standing out in frill fashion the entire length of the sleeve at the inside of the arm and is gathered along each long edge, one long edge being finished to form a frill that extends to the top of the sleeve and is edged with lace. The sleeve may be in full length or three-quarter length and a shaped frill of the mull edged with lace is a pretty finish for the lower edge. The fulness at the top stands out in a soft puff.

Pattern No. 1344 is in 5 sizes for ladies from 10 to 14 inches, arm measure, measuring the arm about an inch below the bottom of the arm's-eye. For a lady whose arm measures 11 inches as described, a pair of sleeves calls for 3 $\frac{1}{2}$ yards of material 22 inches wide. Price of pattern, 10 cts.



1344

LADIES' FANCY DRESS SLEEVE IN MOUSQUETAIRE STYLE. (TO BE MADE IN FULL LENGTH OR THREE-QUARTER LENGTH.)

A delightfully airy toilette is here pictured made of figured mauve organdy, with the crush collar and the circular wrist ruffles of cerise velvet. The waist is known as the Romanoff waist, being closed at the left side in Russian style, a frill decorating the overlapping front edge. A smooth effect at the sides is due to under-arm gores, and the disposal of the fulness in spreading, backward-turning plaits in each front is novel and stylish. The basque-waist is lengthened by a circular peplum that is laid in two backward-turning plaits near each front end. The one-seam sleeves are wrinkled in mousquetaire style above the elbow; a frill of lace edging over a doubled frill cap of the material produces the stylish broad effect at the top. A jewelled belt surrounds the waist. Square tabs are sewed to the top of the standing collar and a frill of lace edging gives a becoming finish inside the tabs as well as at the wrist.

The skirt consists of a graduated Spanish flounce joined to a four-gored upper part and is hung over a five-gored foundation skirt of mauve taffeta.

The fancy straw hat is trim-

med generously with flowers and their foliage. There are in this mode many suggestions for Summer toilettes that are to do duty at seaside and mountain resorts later in the season. It is charming for organdy, dotted or plain Swiss, dimity, lawn, gazine and also for grenadine and the long list of canvas goods. Lovely effects can be produced in the decoration with ribbon and lace edging.



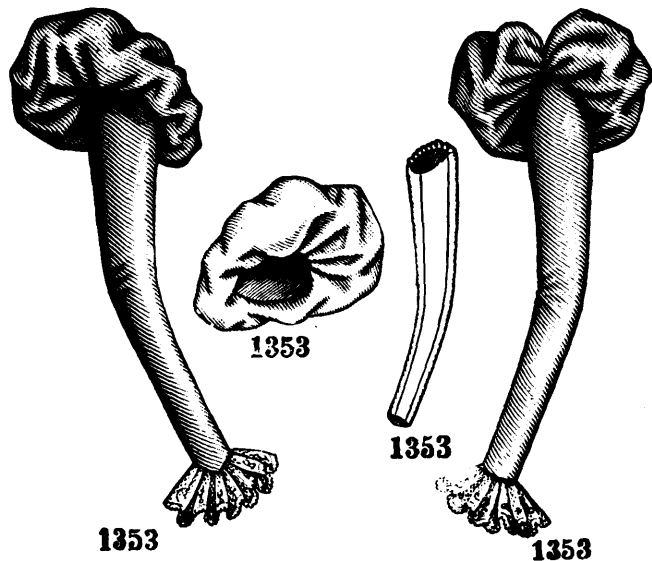
FIGURE No. 223 W.—This illustrates LADIES' SUMMER TOILETTE.—The patterns are Ladies' Basque-Waist No. 9161, price 30 cents; and Skirt No. 9164, price 35 cents.

FIGURE No. 223 W.—LADIES' SUMMER TOILETTE.

FIGURE No. 223 W.—This consists of a Ladies' basque-waist and skirt. The basque-waist pattern, which is No. 9161 and costs 30 cts., is in 10 sizes for ladies from 30 to 42 inches, bust measure, and is shown on page 282. The skirt pattern, which is No. 9164 and costs 35 cts., is in 7 sizes for ladies from 20 to 32 inches, waist measure, and may be seen again on page 272.

LADIES' DRESS SLEEVE, WITH MUSHROOM PUFF, THAT MAY BE DRAPED IN BUTTERFLY EFFECT. (TO BE MADE IN FULL LENGTH OR IN A SHORT PUFF.)

No. 1353.—The sleeve here shown made of silk, with a wrist frill of lace edging for decoration.



LADIES' DRESS SLEEVE, WITH MUSHROOM PUFF, THAT MAY BE DRAPED IN BUTTERFLY EFFECT. (TO BE MADE IN FULL LENGTH OR IN A SHORT PUFF.)

tion, is in coat shape and is rendered fanciful by a short puff that is gathered at its upper and lower edges. The puff may be draped in butterfly effect by a longwise row of gathers through its center. Individual taste in regard to plain or fancy effects may be gratified, as the pattern provides that the sleeves may be pointed or plain at the wrist. For evening wear the sleeve may be cut off below the puff.

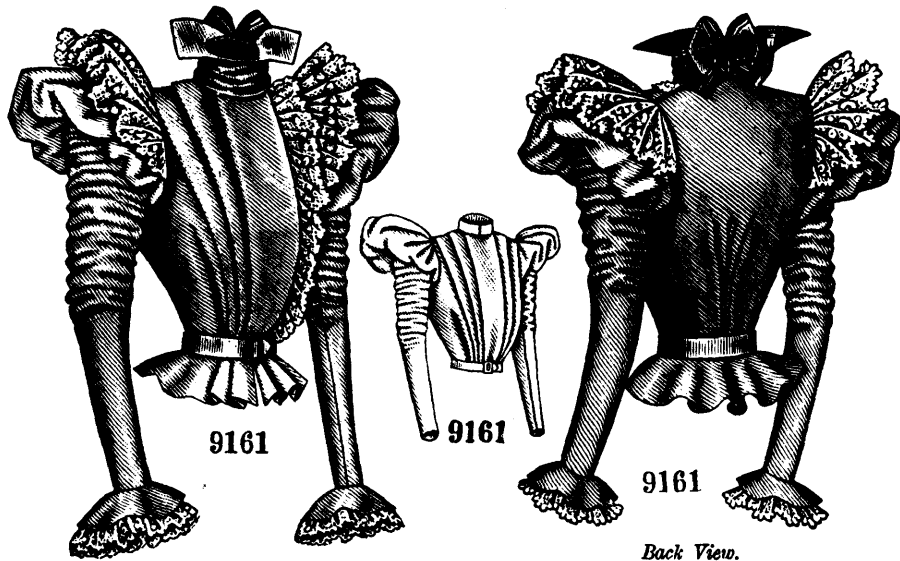
All materials in vogue are appropriate for the mode, and on silks or woollens a velvet puff will be effective. A wrist frill, preferably of cream-tinted or écreu lace edging is almost always

LADIES' RUSSIAN BASQUE-WAIST. (TO BE MADE WITH OR WITHOUT THE PEPLUM.) KNOWN AS THE ROMANOFF WAIST.

No. 9161.—This stylish basque-waist is shown in a different development at figure No. 223 W on page 281.

Maize silk is here illustrated in the basque-waist, which is fashionably known as the Romanoff waist, being in graceful Russian style. Under-arm gores and a lining fitted by double bust darts and the usual seams give desirable trimness. The wide, seamless back is smooth at the top but has fulness laid in closely-lapped plaits at the bottom, the plaits being tacked nearly to the top of the fulness. The full fronts have three wide backward-turning plaits at the top, and the fulness is drawn to the center at the lower edge in four lapped plaits, the fronts puffing out stylishly. The right front laps upon the left so as to close at the left side in Russian fashion and a frill of lace is arranged down the closing. The waist may be made with or without a circular peplum that flares in ripples back of two backward-turning plaits near each end. A belt with pointed ends is closed with a buckle. Two tabs stand out from the top of the standing collar over a ribbon stock. Coat-shaped linings support the one-seam sleeves, which are wrinkled in mousquetaire style above the elbow by gathers along the seam. A doubled cap frill of the material and a single cap frill of lace edging stand out in a novel and stylish way at the top; the wrists are finished with circular ruffles of the material that ripple over frills of lace. The tabs, peplum and circular ruffles are lined with black silk.

Many attractive combinations will be devised for this basque-waist, canvas, *drap d'été* and



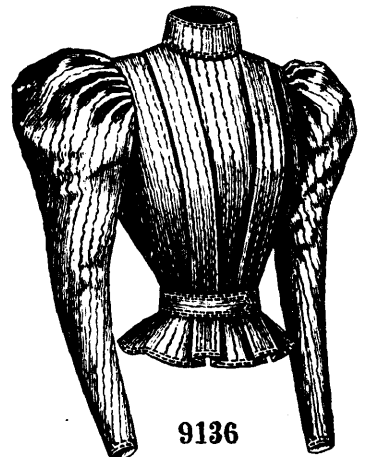
LADIES' RUSSIAN BASQUE-WAIST. (TO BE MADE WITH OR WITHOUT THE PEPLUM.) KNOWN AS THE ROMANOFF WAIST.

added whether the sleeve is pointed or plain. Pattern No. 1353 is in 7 sizes for ladies from 10 to 16 inches, arm measure, measuring the arm about an inch below the bottom of the arm's-eye. For a lady whose arm measures 11 inches as described, a pair of full length sleeves requires 2 3/4 yards of goods 22 inches wide. A pair of short sleeves needs 2 yards of material 22 inches wide. Price of pattern, 10 cents.

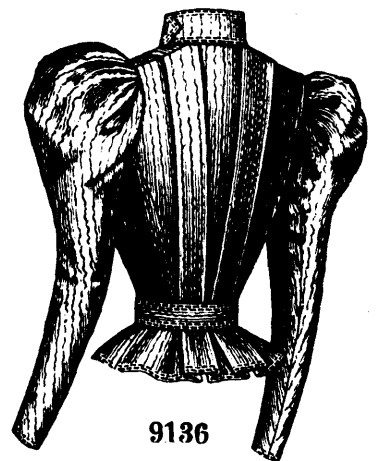
other soft woollens uniting admirably with silk or velvet. Fancy braid, ribbon and lace can be disposed in any fancied way for garniture. Pattern No. 9161 is in 10 sizes for ladies from 30 to 42 inches, bust measure. For a lady of medium size, the basque-waist calls for 5 5/8 yards of goods 22 inches wide, with 3/8 yard of silk 20 inches wide to line the tabs, peplum and ripple ruffles. Price of pattern, 30 cents.

LADIES' BOX-PLAITED BLOUSE, CLOSED UNDER THE PLAITS IN THE LEFT FRONT. (TO BE MADE WITH OR WITHOUT FITTED LINING) KNOWN AS THE NORFOLK JACKET.

No. 9136.—This is a notably trim box-plaited basque or Norfolk jacket. A light-weight fancy cloth was here chosen for it, machine-stitching giving the tailor finish. A lining that extends only a little below the waist and is fitted by single darts and the usual seams and closed at the center of the front is provided, but its use is optional. Two box-plaits laid in the back begin at the shoulders and almost meet at the waist, and two similar plaits are laid in the fronts, which are closed under the plait in the left front. All the plaits are sewed as far down as the waist and then fall free, adding pretty fulness in the



9136
Front View.



9136
Back View.

LADIES' BOX-PLAITED BLOUSE, CLOSED UNDER THE PLAITS IN THE LEFT FRONT. (TO BE MADE WITH OR WITHOUT FITTED LINING) KNOWN AS THE NORFOLK JACKET.

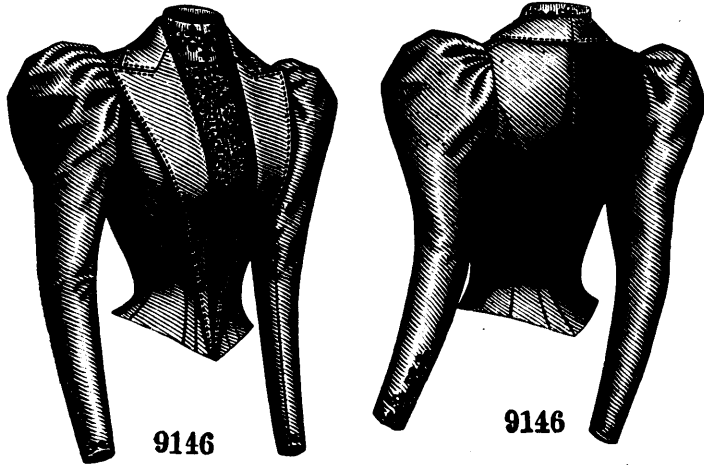
skirt. A bust dart under the plait in each front and wide under-arm gores give a charming shapeliness to the basque. The standing collar is made with a pointed, overlapping end and closes at the left side. A belt with pointed ends is closed at the left side of the front. The gathered leg-o'-mutton sleeves, which are shaped with two seams, are mounted on coat-shaped linings; they fit closely to above the elbow and then stand out in the approved way.

This design is a more than usually smart one for the popular Norfolk basque. Covert cloth, cheviot, serge, whipcord and mohair are usually selected for the mode and the finish is like that illustrated.

Pattern No. 9136 is in 8 sizes for ladies from 30 to 44 inches, bust measure. For a lady of medium size, the blouse calls for 3 5/8 yards of goods 27 inches wide. Price of pattern, 25 cents.

LADIES' BASQUE, WITH TWO UNDER-ARM GORES. (DESIRABLE FOR STOUT LADIES.)

No. 9146.—This basque is highly recommended for stout ladies, being fitted with two under-arm gores at each side. It is pictured



9146

Front View.

9146

Back View.

LADIES' BASQUE, WITH TWO UNDER-ARM GORES. (DESIRABLE FOR STOUT LADIES.)

made of cloth and decorated with braiding. The lower outline of the basque shapes a point at the center of the front and back. The fronts are reversed all the way in tapering lapels and separate toward the shoulders over a vest that is fitted by double darts taken up with the darts in the fronts. The vest is closed invisibly at the center. A standing collar that closes at the center of the front and a rolling coat collar that separates but very slightly from the lapels add to the stylish effect of the basque. The one-seam sleeves,

is drawn in at the neck by cords in a tuck. The curtain has rounding lower corners and laps slightly upon the frills. Tie-strings tacked at the lower ends of the seams joining the front and crown are bowed at the back, while other ties tacked to the front are bowed under the chin.


Chambray, gingham, dimity and other similar fabrics are used for sun-bonnets. The tie-strings are usually of the same material and a simple trimming of embroidered edging is sometimes added.

Pattern No. 9155 is in one size. To make a sun-bonnet like it, requires 1 1/4 yard of goods 27 inches wide. Price of pattern, 15 cents.

Boleros that may be plain or fancy are included in the shoulder seams of the jacket but their under-arm seams are free from the corresponding seams of the jacket; they are overlaid with lace net and bordered with edging. The neck is completed with a standing collar, which is surrounded by a ribbon stock, and to the upper edge of the collar are sewed tab sections that are bordered with lace edging and flare in Medici fashion. The full sleeves are gathered at the top and bottom and completed with cuffs, each formed of four sections that flare over the hand in bell style; the sections are bordered with narrow lace edging, and ribbon at the top of the cuffs and a deep lace frill on the inside of the cuffs give an elaborate effect. Greater simplicity may be obtained by omitting the boleros, as shown in the small engraving.

For dressy tea jackets, fancy silk, not expensive but charming and becoming in color, is advised; soft cashmere in some delicate hue with velvet for the boleros will also be pretty and there are many other thin fabrics for which the mode is well suited. The decoration should accord with the material.

Pattern No. 9122 is in 7 sizes for ladies from 30 to 42 inches, bust measure. For a lady of



9155

LADIES' SUN-BONNET. (KNOWN AS THE GRANNY BONNET.)

LADIES' TEA-JACKET, WITH BOLEROS, THAT MAY BE PLAIN OR FANCY.

No. 9122.—The freedom of adjustment and graceful lines of the Empire style are seen in this attractive tea-jacket, which is here pictured make of taffeta silk, velvet and lace net. The



1354



1354

SCOTCH OUTING CAP.

which are arranged over coat-shaped linings, are gathered at the top and the adjustment is close from the wrist nearly to the top, where they stand out stylishly.

Pattern No. 9146 is in 9 sizes for ladies from 34 to 46 inches, bust measure. To make the basque for a lady of medium size, requires 4 3/8 yards of material 22 inches wide. Price of pattern, 30 cents.

SCOTCH OUTING CAP.

No. 1354.—This cap is again shown at figure No. 240 W on page 297.

Plaid suiting was selected for this Scotch outing cap, which has a stiff visor. The crown consists of eight sections joined together in seams that meet in a point at the center under a button mould covered with the material. Cardboard or buckram stiffens the visor, to which the crown is caught down at the center. The cap has a lining of silk formed of a circular center joined to a smooth side section.

Pattern No. 1354 is in 7 sizes from 6 to 7 1/2, cap sizes, or from 19 1/4 to 23 3/4 inches, head measures. For a person wearing a No. 6 3/4 cap or whose head measures 21 1/2 inches, it needs 1/2

yard of material 27 inches wide. Price of pattern, 10 cents.



9122

Front View.

9122

9122

9122

Back View.

LADIES' TEA-JACKET, WITH BOLEROS THAT MAY BE PLAIN OR FANCY.

medium size, the jacket needs 6 3/4 yards of taffeta silk 20 inches wide, with 1 yard of velvet 20 inches wide, and 3/4 yard of lace net 27 inches wide. Price of pattern, 30 cents.

The bolero waist decoration, shaped by pattern No. 1244, in five sizes for ladies from thirty to forty-six inches, bust measure, price 10 cents, is delightfully *chic*. It is made of silk mull and the decoration of lace insertion and lace edging adds much to its good style. It is worn over a waist of dark silk. For Summer the decoration will be made to contrast handsomely with a special waist or to wear with several waists. In the latter case subdued colors of silk, velvet, cloth or novelty suiting goods will be selected for it.

A beautiful blue velvet waist decoration was made by pattern No. 1352, in three sizes, small, medium, large, and costing 10 cents. The decoration may be made with a round, V or square neck; in its present development lace edging and bead trimming provide the decoration. The style is commended for nainsook, with insertion and embroidered edging for decoration. Sometimes diaphanous fabrics over a bright silk will

be made up in this style and trimmed with a deep fall of lace edging.

A handsome fichu or waist decoration, known as the Undine fichu, is shaped by pattern No. 1351, in three sizes, small, medium and large, price 10 cents. White chiffon is the material pictured in the fichu and lace insertion and narrow ribbon supply the decoration. The waist decoration consists of a large collar and two fichu portions that meet at the waist. Mull, organdy and materials of like fineness will be selected for this becoming adjunct and the decoration may be simple or elaborate, according to the occasions for which it is intended.

Delicate blue silk and black velvet are united in the vest shaped by pattern No. 8882, in eight sizes, from thirty to forty-four

inches, bust measure, price 20 cents. Lace edging and a lace Vandyke provide the decoration for the vest, which is among the most stylish modes to wear with short jackets.

a blonde was of pink silk and black velvet, with black lace insertion for ornamentation.

A simple waist may be made very dressy by the use of ladies' bolero waist decoration shaped by pattern No. 1262, in five sizes for ladies from thirty to forty-six inches, bust measure, and costing 15 cents. The bolero is made of ruby velvet and all-over decorated with gold braid; the full front of braid trimmed chiffon is made over yellow silk and the girdle is of silk, while a plaiting of yellow ribbon borders the boleros. Chiffon,

mousseline de soie, mull and various transparent fabrics will be used for the full front and velvet, cloth and some styles of suitings will be chosen for the bolero.

The vest front shaped by pattern No. 1341 is in three sizes, small, medium and large, price 10 cents. It is in this instance made of white chiffon over colored silk and decorated with double frills of lace edging, wide lace edging and ribbon. The effect of the vest with Eton or blazer jackets or any short jacket that has open fronts is very stylish. Some of the soft, filmy laces, Swisses, mulls or *mousseline de soie* should be chosen for its dressy development, and Valenciennes or Mechlin lace insertion and edging, with a trifling amount of ribbon in any becoming shade

that harmonizes will adorn it tastefully. The exquisite filmy textures now used for these belongings of the toilette make it an easy matter to obtain what is suited to one's special type in the way of color as well as materials and decorations.

NECK AND WAIST DECORATIONS.



A velvet girdle is folded about the waist. A very becoming vest for a brunette was of

A SPECIAL AND EXTRAORDINARY OFFER.

Send TWENTY-FIVE CENTS for a SPECIMEN COPY of THE GRAND ALBUM OF METROPOLITAN FASHIONS and receive in addition to the book—the finest example of fashion work in colors ever published—a circular acquainting you with a Special and Extraordinary Offer that is made for a limited time only.

THE BUTTERICK PUBLISHING CO. [LIMITED].

Fashion this month emphasizes her preference for transparent fabrics, which in many instances overlie silk and in others percaline or lawn, the foundation fabric giving the color. Bright-red transparencies over black foundations, with a toning down decoration of black lace, ribbon, etc., are in vogue, particularly for country wear.

THE HOME DRESSMAKER.

quality of suits for tennis, hence durable materials and simple modes must be chosen for them. The toilette shown at figure No. 96 X comprises a shirt-waist made of checked organdy and fine embroidery by pattern No. 9129, price 25 cents, and serge skirt cut by pattern No. 9080, which costs 30 cents. The shirt-waist has a fanciful yoke of the embroidery, and while the back is smooth just below the yoke, the fronts are full, and there is plaited fulness both back and front at the waist-line. The box-plait through which the closing is made extends only the depth of the yoke. The sleeves are of a new and fanciful design. Frills may appear at their wrists and also at the neck of the waist, if this soft effect is preferred to the linen collar and cuffs here indicated. A black satin bow and fancy belt are stylish accessories. The five-gored skirt displays a fitting decoration of tennis racquets and balls embroidered in silk.

A shirt-waist jacket and skirt compose

made of green silk and has pretty fulness in the fronts, which close at the center, and also in the lower part of the back. A lace frill rising above the ribbon stock gives a fanciful air, and the belt is of silk belting. Sleeves with stylish fulness at the top complete a charming but simple waist. The patterns employed are waist No. 9142, jacket No. 9170 and skirt No. 9080, each costing 25 cents.

FIGURE No. 98 X.—LADIES' CALLING TOILETTE.—A triple combination—*drap d'été*, silk overlaid with appliqué lace and chiffon—produces an admirable effect in this toilette. Crosswise frills of lace edging decorate the full fronts which appear effectively between the fronts of a fancy bolero that rolls back in novel revers. At the back the lower edge of the bolero is curved upward at the center. The girdle is pointed in bodice fashion at the back and front. A ribbon stock gives a decorative touch which is enhanced by frills at the neck and beneath tabs in which the




FIGURE No. 98 X.—LADIES' CALLING TOILETTE.—(Cut by Basque-Waist Pattern No. 9139; 10 sizes; 30 to 42 inches, bust measure; price 30 cents; and Skirt Pattern No. 9034; 9 sizes; 20 to 36 inches, waist measure; price 30 cents.)

The season is also marked by odd color unions, such as violet associated with brown, green or red. The delicacy of the color shadings achieved by the manufacturers of ribbons, gauzes, etc., makes these combinations possible, but it takes an artist's eye to select just the right hues and to introduce effectively the small allowance of the brightening tint that is permissible.

The shirt-waist plays an important part in toilettes destined for tennis, for both morning and afternoon wear and for travelling. The shirt-waist, though apparently simple of construction, has many details which must be worked out correctly and carefully if a trim effect is to be produced.

Silk shirt-waists are preferably made with a lining, the seams of which are sewed with the outside. The sleeves require no lining.

When waists of organdy, Swiss or other sheer textiles are lined, the lining is made separately.

To keep the waist from slipping away from the skirt, make a lap with an interlining and in it work three eyelets. Sew the lap to the shirt-waist at the center of the back at the waist-line. Sew hooks corresponding with the eyelets on the skirt-band.

FIGURES Nos. 96 X AND 97 X.—LADIES' TENNIS SUITS.—Practicality is an essential



FIGURE No. 96 X.—LADIES' TENNIS SUIT.—(Cut by Shirt-Waist Pattern No. 9129; 9 sizes; 30 to 46 inches, bust measure; price 25 cents; and Skirt Pattern No. 9080; 9 sizes; 20 to 36 inches, waist measure; price 30 cents.)

FIGURE No. 97 X.—LADIES' TENNIS SUIT.—(Cut by Waist Pattern No. 9142; 8 sizes; 30 to 44 ins., bust measure; price 25 cts.; Eton Jacket Pattern No. 9170; 7 sizes; 30 to 42 inches, bust measure; price 25 cents; and Skirt Pattern No. 9030; 10 sizes; 20 to 33 ins., waist measure; price 25 cents.)


the toilette pictured at figure 97 X. The jacket is fashioned from white serge; it will seldom be worn while actively engaged in play, but it gives a more finished appearance to the toilette and is a safeguard against

sleeves are shaped at the wrists. The braid decoration corresponds with that on the six-gored skirt. The patterns are waist No. 9139, and skirt No. 9034, each costing 30 cents.

**STYLES FOR
MISSSES, GIRLS, LITTLE FOLKS, ETC.**


MISSSES' BLOUSE-WAIST, WITH FITTED BODY-LINING.

No. 9169.—This waist is shown made of lawn and decorated with insertion, lace edging and

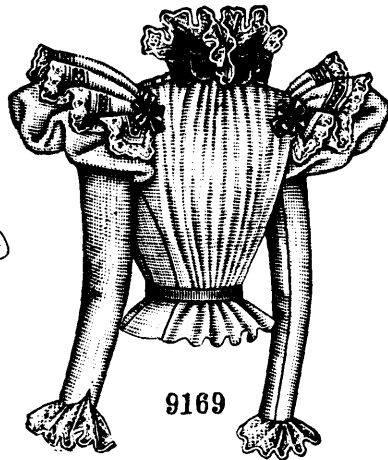


9169

Front View.



9169



9169

Back View.

MISSSES' BLOUSE-WAIST, WITH FITTED BODY-LINING.

ribbon. It has a lining fitted by single bust darts and the usual seams. Under-arm gores separate the full fronts from the full seamless back, which, like the fronts, has its fulness collected in gathers at the neck and shoulder edges, the fulness being drawn well to the center by gathers at the waist. The closing is made at the front. Mushroom puffs are arranged on the coat sleeves and deep frill caps stand out over them. The neck is completed with a standing collar. The waist is encircled with a belt which is closed in front with a fancy buckle.

Pattern No. 9169 is in 7 sizes for misses from 10 to 16 years of age. For a miss of 12 years, the


the skirt, the lining is omitted and the lower edge of the blouse is drawn in about the waist by an elastic in a hem. The blouse is closed at the front under a wide box-plait that is formed at the front edge of the right front and the seamless back is joined to the fronts in shoulder and under-arm seams. A sailor collar finishes the neck, which is cut low in front, revealing a buttoned-in shield that is completed with a standing collar. Short drooping puffs are arranged on the coat-shaped sleeves and the wrists are finished with pointed cuff-facings.

The skirt consists of a smooth front-gore, a gore at each side and a straight, gathered back-



9144

Front View.



9144

Back View.

MISSSES' SAILOR COSTUME, WITH FOUR-GORED SKIRT. (TO BE MADE WITH THE BLOUSE DROOPING OVER A BELT OR OVER THE SKIRT.) KNOWN AS THE BRIGHTON COSTUME.

blouse-waist needs 5 yards of goods 22 inches wide. Price of pattern, 20 cents.

breadth and measures nearly two yards and seven-eighths at the bottom in the middle sizes.

A wide band of white serge decorated with braid makes an effective decoration for the bottom of the skirt.

Pattern No. 9144 is in 7 sizes for misses from 10 to 16 years old. To make the costume for a miss of 12 years, calls for 4 3/8 yards of navy-blue with 1/2 yard of white serge 40 inches wide. Price of pattern, 30 cents.

FIGURE No. 236 W.—GIRLS' OUTING TOILETTE.

FIGURE No. 236 W.—This consists of a Girls' two-piece costume and shirt-waist. The shirt-



FIGURE No. 236 W.—This illustrates GIRLS' SUMMER OUTING TOILETTE.—The patterns are Girls' Eton Costume No. 9163, price 30 cents; and Shirt-Waist No. 8983, price 20 cents.

waist pattern, which is No. 8983 and costs 20 cents, is in 5 sizes for girls from 5 to 9 years old. The costume pattern, which is No. 9163 and costs 30 cents, is in 9 sizes for girls from 4 to 12 years old, and is differently portrayed on page 291.

The jacket and skirt are here pictured made of gray poplin and trimmed with frogs and narrow soutache braid fancifully disposed; the shirt-waist is made of figured percale and has a turn-down collar and a silk tie. The fronts of the shirt-waist are closed with studs through the box-plait at the center and the fronts of the Eton jacket are separated from the seamless back by under-arm gores. The sailor collar has broad ends that terminate at the bust. The one-seam sleeves have fulness gathered at the top.

The four-gored skirt is gathered at the back and flares fashionably at the bottom. A braid-trimmed belt of the material is worn.

The fancy straw hat is trimmed with ribbon and flowers.

MISSES' BASQUE-WAIST. (TO BE MADE WITH A HIGH OR ROUND NECK AND WITH FULL-LENGTH OR SHORT PUFF SLEEVES.)
No. 9134.—This becoming waist is pictured

fancy bands and ribbon, lace edging being invariably chosen for the frills at the neck and wrists. Pattern No. 9134 is in 5 sizes for misses from 12 to 16 years of age. For a miss of 12 years,

drawn well to the center and puffing out stylishly. Under-arm gores separate the front from the backs, which have slight gathered fulness at the waist at each side of the closing. Attractive features of the waist are square-cornered fly fronts that flare prettily. The coat-shaped sleeves have mushroom puffs at the top and epaulette frills stand out stylishly over the puffs; and the wrists may be plain or rounded. The collar is surrounded by a ribbon stock and a frill of lace edging rises from its upper edge. A wrinkled ribbon encircles the waist.

The four-gored skirt is gathered at the back and fits smoothly at the top in front and at the sides; it flares prettily at the bottom, where it measures about two yards and three-quarters round in the middle sizes. It is completed with a belt.

The mode is suited to all of the seasonable materials that are light in weight, whether they be silk, wool or cotton goods. For thin, gauzy fabrics, the style is especially pretty and ribbon and lace edging and insertion will render it extremely dressy in effect if judiciously used. This pattern was selected for making a dress of red organdy dotted in black. The decoration was provided by black lace insertion and red velvet baby ribbon and wide black ribbon.

Pattern No. 9157 is in 5 sizes for misses from 12 to 16 years of age. For a miss of 12 years,

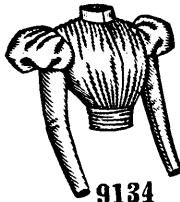


9134

Front View.



9134



9134



9134

Back View.

MISSES' BASQUE-WAIST. (TO BE MADE WITH A HIGH OR ROUND NECK AND WITH FULL-LENGTH OR SHORT PUFF SLEEVES.)

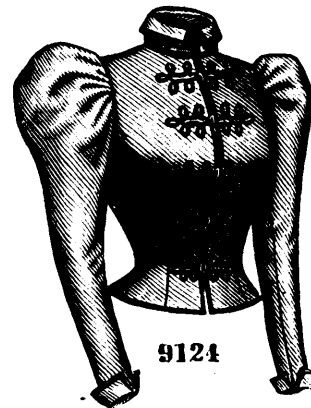
made of silk, with lace edging for the graduated frill flaring above the standing collar and for the frills at the wrists. The waist has fulness in the fronts and back collected in gathers and drawn to the center at the bottom in shirrings. Under-arm gores give smoothness at the sides and a fitted lining supports the waist. The closing is made at the center of the front. The deep crush girde is closed at the left side, one end being formed in a frill. A ribbon stock covers the standing collar. The coat-shaped sleeves have puffs arranged on them at the top and may be plain or in tabs at the wrists. For evening wear the waist may be made with a low neck and short puff sleeves.

The mode is improving to undeveloped figures and is well suited to all soft woollens and silks as well as to sheer dimity, lawn, corded nainsook and organdy. Combinations will be effective and decoration may be supplied by lace insertion or

the basque-waist calls for 4½ yards of goods 22 inches wide. Price of pattern, 20 cents.

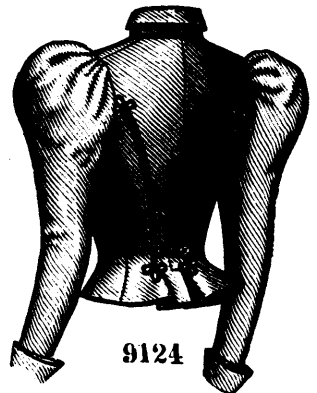
MISSES' COSTUME, WITH FOUR-GORED SKIRT.

No. 9157.—This dress is delightfully girlish in style and is here pictured made of Swiss, with lace edging, satin ribbon in two widths and ribbon-bordered ruffles of the material for the decoration. The pretty waist is arranged over a fitted lining. The full front is gathered at the top and at the waist, the fulness being



9124

Front View.



9124

Back View.

MISSES' BASQUE. (KNOWN AS THE MILITARY OR HUSSAR BASQUE.)



9157


Front View.



9157

Back View.

MISSES' COSTUME, WITH FOUR-GORED SKIRT.



9157

the costume needs 7½ yards of goods 22 inches wide. Price of pattern, 35 cents.

MISSES' BASQUE. (KNOWN AS THE MILITARY OR HUSSAR BASQUE.)

No. 9124.—Brown cloth was here chosen for the basque, which is in military or hussar style, and black braid and frogs in graduated sizes decorate it in true military style. The basque is closely adjusted by single bust darts and the usual seams, and coat-laps and coat-plaits are arranged in regular coat style. The fronts are closed at the center to below the waist

with hooks and loops and braid frogs. The neck is completed with a standing collar, to the upper edge of which is joined a turn-over portion having flaring ends. The one-seam sleeves are made over coat-shaped linings and stand out stylishly at the top; the seam of the sleeve terminates a short distance above the lower edge and a roll-up cuff, with its ends flaring at the inside of the arm, finishes the sleeve.

Cloth, serge and whipcord in fashionable shades of gray, brown, blue and green are appropriate materials for a basque of this style and a braid decoration is effective in promoting the military air of the garment.

Pattern No. 9124 is in 5 sizes for misses from 12 to 16 years of age. For a miss of 12 years, the basque needs 3½ yards of goods 22 inches wide. Price of pattern, 20 cents.

FIGURE No. 233 W.—MISSSES' RUSSIAN BLOUSE.

FIGURE No. 233 W.—This illustrates a Misses' Russian blouse. The pattern, which is No. 9150



being combined with it to give a note of color. The blouse has gathered fulness in the lower part of the back and the right front has soft fulness at the center and extends in Russian style to the left side, where the closing is made invisibly. A strap of velvet overlaid with insertion and pointed at the lower end is applied to the overlapping front along the closing, and velvet overlaid with insertion is used for the collar and belt and also for cuffs finishing the bishop sleeves.

The straw hat is simply trimmed with flowers and ribbon.

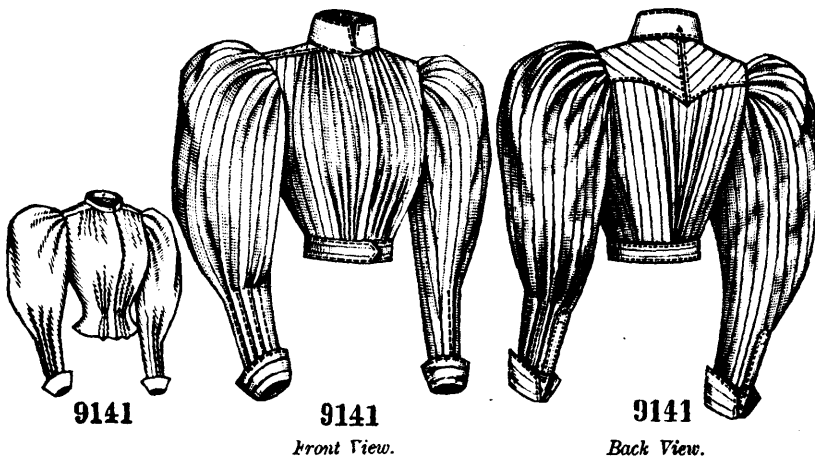
MISSSES' COSTUME, HAVING A FOUR-GORED SKIRT.

No. 9132.—The dress here pictured is made of white lawn. The waist is made over a fitted lining.

of the material encircle each arm's-eye, giving a bolero effect, and two rows of insertion are applied across the front and back. The dress closes invisibly at the back. The standing collar is covered with a wrinkled ribbon stock, and from it, at the back and sides, rises a lace-edged graduated frill in two sections. Mushroom puffs, gathered at the top and bottom, are arranged on the coat-shaped sleeves and lace-trimmed frills of the material finish the wrists.

The four-gored skirt is gathered at the back, is smooth-fitting across the top at the front and sides and falls in slight ripples below the hips. It flares gracefully toward the lower edge where it measures nearly two yards and seven-eighths round in the middle sizes. Two lace-decorated frills of the material headed by insertion trim the skirt at the bottom. The skirt is finished with a belt that is concealed by a wrinkled ribbon formed in a large rosette at the back.

Pattern No. 9132 is in 5 sizes for misses from



MISSSES' SHIRT-WAIST, WITH UNDER-ARM GORE, A POINTED BACK-YOKE EXTENDING OVER THE SHOULDERS TO THE FRONT AND WITH A REMOVABLE COLLAR.

FIGURE No. 233 W.—This illustrates MISSSES' RUSSIAN BLOUSE.—The pattern is No. 9150, price 25 cents.



MISSSES' COSTUME, HAVING A FOUR-GORED SKIRT.

12 to 16 years old. For a miss of 12 years, the costume calls for $7\frac{1}{2}$ yards of goods 22 inches wide. Price of pattern, 35 cents.

MISSSES' SHIRT-WAIST, WITH UNDER-ARM GORE, A POINTED BACK-YOKE EXTENDING OVER THE SHOULDERS TO THE FRONT AND WITH A REMOVABLE COLLAR.

No. 9141.—This stylish shirt-waist is pictured made of striped organdy. It has a pointed back-yoke made with a center seam extending over the shoulders to the

fronts, which have fulness collected in gathers at the neck and shoulder edges and in lapped plaits at the waist-line. The closing is made at the center of the front in a fly. Under-arm gores separate the fronts from the back, which has fulness laid in two backward-turning plaits at each side of the center, the plaits spreading toward the yoke. A belt encircles the waist. The full, one-seam sleeves are gathered at the top, and the fulness is taken up in four backward-turning tucks from the lower edge nearly to the elbow; the flaring turn-up cuffs are closed with link buttons below openings in the sleeves finished with under-laps and pointed overlaps. The standing collar of white linen is attached to the neck-band with studs.

Pattern No. 9141 is in 7 sizes for misses from 10 to 16 years of age. To make the shirt-waist for a miss of 12 years, will require $3\frac{3}{4}$ yards of material 22 inches wide, and $\frac{1}{2}$ yard of linen 36 inches wide for the collar. Price of pattern, 20 cents.

and costs 25 cents, is in 7 sizes for misses from 10 to 16 years of age, and may be seen on page 295. Gray novelty suiting is here pictured in the blouse, green velvet covered with lace insertion

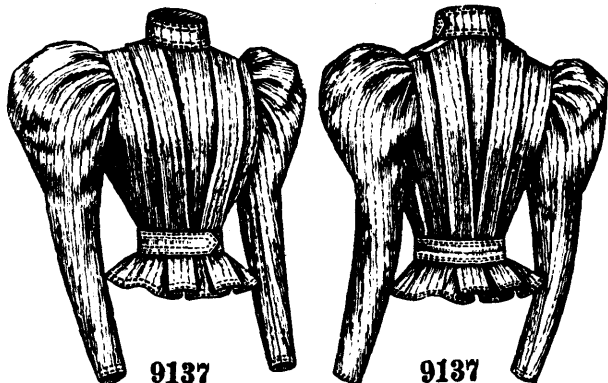
The full front and full backs are drawn by gathers at the top and bottom, the front puffing out stylishly; and under-arm gores give a smooth effect at the sides. Two lace-trimmed frills

MISSES' BOX-PLAITED BLOUSE, CLOSED UNDER THE PLAITS IN THE LEFT FRONT. (TO BE MADE WITH OR WITHOUT FITTED LINING.) KNOWN AS THE NORFOLK JACKET.

No. 9137.—This box-plaited blouse or Norfolk jacket is pictured made of cheviot, with the cus-

gathered and stand out stylishly at the top. The materials used for Norfolk jackets are serge, tweed, homespun, covert cloth and similarly firm, durable weaves. There is little variation in the method of finishing.

Pattern No. 9137 is in 7 sizes for misses from 10 to 16 years of age. For a miss of 12 years, the blouse needs $3\frac{1}{8}$ yards of goods 27 inches wide. Price of pattern, 20 cents.



9137
Front View.

9137
Back View.

MISSES' BOX-PLAITED BLOUSE, CLOSED UNDER THE PLAITS IN THE LEFT FRONT. (TO BE MADE WITH OR WITHOUT FITTED LINING.) KNOWN AS THE NORFOLK JACKET.

tomary finish of machine-stitching. The blouse may be made up with or without a lining that is fitted by single bust darts and the usual seams and closed at the center of the front. Two box-plaits are formed in the back and one in each front, and the blouse is closed under the plait in the left front. All the plaits are sewed as far as the waist-line and then fall freely, adding pretty fullness in the skirt. Under-arm gores insure a smooth effect at the sides. The standing collar closes at the left side and the belt is closed at the

MISSES' COSTUME, HAVING A FOUR-GORED SKIRT.

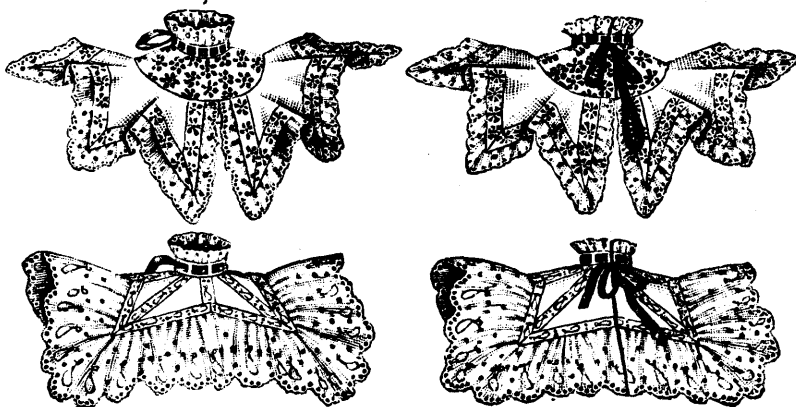
No. 9125.—At figure No. 232 W on page 290 this costume is shown differently made up and trimmed.

Many attractive features are embraced in the costume here pictured made of plain dress

darts and under-arm and side-back gores, and is closed at the back. A smooth yoke that is pointed in front and square at the back appears above full portions that are gathered at the top and bottom; and under-arm gores give a smooth effect at the sides. The front puffs out effectively between short Eton fronts that have large, pointed revers turning back from their front edges, the revers extending beneath the pointed ends of a large fancy collar that falls in two broad, square tabs over the back-yoke. Shallow turn-over portions joined to the top of the standing collar flare over the ribbon stock. The coat-shaped sleeves have gathered puffs at the top and are completed with pointed turn-up cuffs.

The four-gored skirt is gathered at the back and joined to the waist. It spreads stylishly toward the lower edge, which measures nearly two yards and seven-eighths in the middle sizes.


The design affords opportunity for combining velvet with cloth, silk with canvas or challis, and



1346
Front View.

1346
Back View.

MISSES' AND GIRLS' FANCY DRESS COLLARS.



9125
Front View.



9125
Back View.

MISSES' COSTUME, HAVING A FOUR-GORED SKIRT.

front, the ends of the belt and the overlapping end of the collar being pointed. The two-seam sleeves, which have coat-shaped linings, are

goods, with a wrinkled stock and belt of ribbon and a pretty decoration of ribbon and fancy braid. The waist is arranged on a lining fitted by single bust

all-over embroidery with zephyr gingham, dimity and the like. A ribbon belt and stock and a simple arrangement of insertion, beading or edging will constitute ample decoration.

Pattern No. 9125 is in 5 sizes for misses from 12 to 16 years of age. For a miss of 12 years the costume needs $7\frac{1}{8}$ yards of goods 22 inches wide. Price of pattern, 35 cents.

MISSES' AND GIRLS' FANCY DRESS COLLARS.

No. 1346.—These engraving illustrate two charming collars for misses and girls. One collar is fashioned from nainsook and all-over embroidery with beading for the standing collar and ribbon and embroidered edging for the trimming. In this collar the effect of a Bertha is given by two pointed sections, which are shaped to ripple prettily; these sections are joined to the lower edge of a round yoke and their ends flare at the center of the front and back.

The other collar presents a fancifully shaped yoke of nainsook with a wide frill of embroidery at its lower edges. A frill of narrow edging rises above the standing collar, which is of beading with ribbon run through and tied at the back.

Fancy dress collars of these styles are becoming and give a dressy touch to an otherwise simple toilette. They may be easily constructed at home and will develop satisfactorily in lawn, nainsook, Swiss, silk and velvet, with embroidery, lace, ribbon and gimp for decoration. Baby ribbon threaded through beading is a favorite trimming on fancy collars for girls and besides being used in this way it is formed in pretty rosettes that are set on the collar at intervals.

Pattern No. 1346 is in 5 sizes from 3 to 15 years of age. For a girl of 9 years, the collar with Bertha needs $\frac{1}{2}$ yard of nainsook 36 inches wide, with $\frac{3}{8}$ yard of all-over embroidery 27 inches wide, and $\frac{3}{8}$ yard of beading about $1\frac{1}{4}$ inch wide; the collar with ruffle needs $\frac{3}{8}$ yard of nainsook 36 inches wide, with $2\frac{3}{4}$ yards of edging 6 inches wide, and $\frac{3}{8}$ yard of beading about $1\frac{3}{4}$ inches wide. Price of pattern, 10 cents.

GIRLS' DRESS, HAVING A FOUR-GORED SKIRT.

No. 9123.—Figured wash goods were selected for this dress, with lace and ribbon for the decoration. The waist is made over a lining fitted by the usual seams. The backs and front are smooth at the top, but have fulness below drawn well to the center by gathers at the lower edge. The closing is made at the back. Triple lace-

with narrow white braid. It is known as the French sailor costume and consists of a sailor blouse and a four-gored skirt. The skirt is joined to a smooth, sleeveless waist of lining fitted by single bust darts and shoulder and under-arm seams and closed at the back. The front of the waist is faced with serge where it shows in the open neck of the blouse and an anchor is embroidered on the facing. The neck is completed with a standing collar. The skirt has a smooth, narrow front-gore between side-gores that are smooth at the top but ripple below the hips, and a back-

FIGURE NO. 232 W.—MISSES' COSTUME.

FIGURE NO. 232 W.—This illustrates a Misses' costume. The pattern, which is No. 9125 and costs 35 cts., is in 5 sizes for misses from 12 to 16 years of age, and may be seen again on page 289.

Moiré poplin in two shades of gray and figured blue taffeta form the charming combination here illustrated, the silk being used for the full front and the pointed front-yoke. Silver passementerie and a crush belt and stock of dark-blue velvet ribbon furnish the decoration. The short Eton jacket fronts are made fanciful by large pointed revers and a fancy collar that laps over the revers, the collar falling in two broad tabs over a square yoke, which appears above



9123

Front View.



9123

Back View.


GIRLS' DRESS, HAVING A FOUR-GORED SKIRT.

edged frill-eaps stand out over the close coat sleeves. The standing collar is covered with a wrinkled ribbon stock and from it rises a graduated lace-edged frill of the material. The waist is finished with an applied belt and joined to the four-gored skirt. The narrow front-gore is smooth; the side-gores are smooth at the top but ripple below the hips, and the back-breadth is gathered. A wrinkled ribbon ending in a bow at the back encircles the waist.

Pattern No. 9123 is in 9 sizes for girls from 4 to 12 years of age. For a girl of 8 years, the


breadth that is gathered at the top.

The blouse is simply shaped by shoulder and under-arm seams and closes at the front. The lower edge of the blouse is turned under for a hem in which a tape or elastic is inserted to draw it close about the waist. The large collar shapes




9167

Front View.



9167

Back View.



9167

GIRLS' FRENCH SAILOR COSTUME, WITH FOUR-GORED SKIRT SEWED TO A SLEEVELESS WAIST.

dress needs $4\frac{3}{4}$ yards of goods 22 inches wide. Price of pattern, 25 cents.

GIRLS' FRENCH SAILOR COSTUME, WITH FOUR-GORED SKIRT SEWED TO A SLEEVELESS WAIST.

No. 9167.—A comfortable little costume is here shown made of green serge and trimmed

a point at the center of the back and on each shoulder and its pointed ends meet at the top of the closing. The coat sleeves have short puffs at the top.

Pattern No. 9167 is in 8 sizes for girls from 5 to 12 years old. For a girl of 8 years, the costume needs $5\frac{5}{8}$ yards of material 22 inches wide. Price of pattern, 25 cents.

full backs. The standing collar displays shallow turn-down portions, and the coat sleeves, which have short puffs at the top, are finished with roll-up cuffs. The four-gored skirt joins the waist and is gathered at the back.


The sheer materials are quite as appropriate for this style as are silk, nun's-veiling, *drap d'été*, etc. Ribbon and flowers trim the straw hat.




FIGURE NO. 232 W.—This illustrates Misses' COSTUME.—The pattern is No. 9125, price 35 cents.

GIRLS' DRESS, HAVING A FIVE-GORED SKIRT, AND JACKET FRONTS REVERSED TO FORM A FANCY COLLAR.

No. 9127.—Pale-gray cashmere is represented in this dress and lace edging and ribbon provide the decoration. The front of the waist has soft fulness drawn well to the center by gathers at the top and bottom. The backs join the front in shoulder and under-arm seams and have fulness at the bottom gathered at each side of the closing. Jacket fronts, that are included in the shoulder, arm's-eye and under-arm seams, are folded back to form a large fancy collar, the ends of which meet at the back. A lining fitted by single bust darts and shoulder and un-



9127



9127

Front View.



9127

Back View.

GIRLS' DRESS, HAVING A FIVE-GORED SKIRT, AND JACKET FRONTS REVERSED TO FORM A FANCY COLLAR.

der-arm seams supports the waist. The one-seam sleeves are arranged over coat-shaped linings and may be plain or in Venetian points at the wrists, a frill of lace edging completing them. A ribbon stock encircles the standing collar and a frill of lace edging rises from the upper edge of the collar. A stylishly wrinkled ribbon surrounds the waist.

The five-gored skirt is gathered at the back and fits the figure smoothly at the top in front

Pattern No. 9127 is in 8 sizes for girls from 5 to 12 years of age. For a girl of 8 years, the dress requires $4\frac{1}{4}$ yards of material 22 inches wide. Price of pattern, 25 cents.

GIRLS' TWO-PIECE ETON COSTUME, CONSISTING OF A JACKET AND FOUR-GORED SKIRT. (TO BE WORN WITH SHIRT-WAISTS, ETC.)

No. 9163.—This costume is again represented at figure No. 236 W on page 286.

The costume is here pictured made of serge and trimmed with braid. The fronts of the Eton jacket open all the way down from the shoulders. The back is seamless and under-arm gores render the jacket very shapely. The large sailor-collar may be plain at the back or in tabs; its wide ends are slightly curved



9130

Front View.



9130



9130

Back View.

CHILD'S DRESS, HAVING A STRAIGHT LOWER EDGE.

and reach to the bust. The jacket extends over the belt and is finished with machine-stitching. The one-seam sleeves are gathered at the top and stand out stylishly.

The four-gored skirt is gathered at the back and is smooth-fitting at the top in the front and at the sides. It is finished with a belt, over which is worn a braid-trimmed belt of the material.

Pattern No. 9163 is in 9 sizes for girls from 4 to 12 years of age. To make the costume for a girl of 8 years, requires $4\frac{1}{2}$ yards of material 27 inches wide. Price of pattern, 30 cents.

CHILD'S DRESS, HAVING A STRAIGHT LOWER EDGE.

No. 9130.—This dress is illustrated made of white nainsook and fancy tucking and trimmed with lace edging and insertion. The upper part of the dress is a deep pointed yoke to the lower

dress requires $2\frac{1}{4}$ yards of nainsook 36 inches wide, with $\frac{1}{4}$ yard of fancy tucking 27 inches wide. Price of pattern, 20 cents.

FIGURE NO. 238 W.—LITTLE GIRLS' DRESS AND GUILPE.

FIGURE NO. 238 W.—This illustrates a Little Girls' dress and guimpe. The guimpe pattern, which is No. 7195 and costs 10 cents, is in 7 sizes for little girls from 1 to 7 years of age. The dress

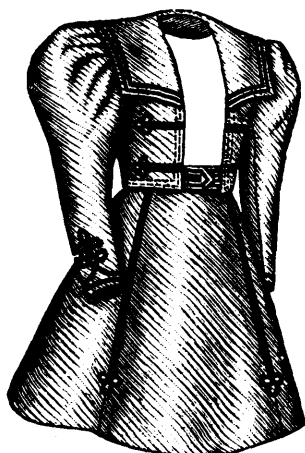
pattern, which is No. 9162 and costs 20 cents, is in 5 sizes for little girls from 2 to 6 years old, and may be seen again on page 294.

The dainty little dress is pictured made of figured and plain lawn and trimmed with ribbon




FIGURE NO. 238 W.—THIS ILLUSTRATES LITTLE GIRLS' DRESS AND GUILPE.—THE PATTERNS ARE LITTLE GIRLS' DRESS NO. 9162, PRICE 20 CENTS; AND GUILPE NO. 7195, PRICE 10 CENTS.

and lace edging; it is worn with a guimpe of fancy tucking and plain lawn. The full skirt is deeply hemmed at the bottom and joined to the lower edge of a shallow yoke shaped by shoulder seams and closed at the back. The yoke is concealed by a fanciful collar, which is square on each shoulder and across the front and back and is bordered with a frill of lace. The short puff sleeves are completed with bands and the full sleeves of the guimpe are finished with narrow bands that are trimmed with a frill of lace edging to correspond with the narrow standing collar.



9163

Front View.



9163

Back View.

GIRLS' TWO-PIECE ETON COSTUME, CONSISTING OF A JACKET AND FOUR-GORED SKIRT. (TO BE WORN WITH SHIRT-WAISTS, ETC.)

and at the sides; it breaks into soft ripples below the hips and into deeper folds at the back and is joined to the waist.

frills lap over them, the effect being very pretty. Pattern No. 9130 is in 7 sizes for children from $\frac{1}{2}$ to 6 years of age. For a child of 4 years, the

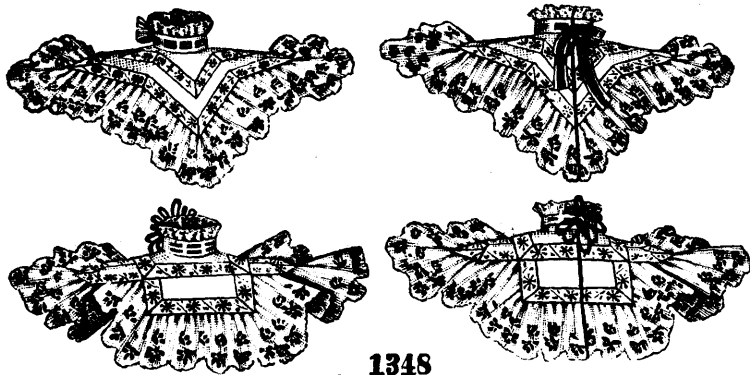


9163

MISSES' AND GIRLS' FANCY DRESS COLLARS.
No. 1348.—Two large fancy collars of simple

MISSES' DRESS, WITH FIVE-GORED SKIRT AND PLAITS LAID ON.
No. 9131.—Very pretty and stylish features are

presented in this dress, which is here illustrated made of mixed dress goods with plain silk for the wide plaited girdle, which is closed at the back under a ribbon bow. The waist is fitted by single bust darts, side-back gores reaching to the shoulders and the usual under-arm gores. The darts are concealed by




1348
Front Views. Back Views.
MISSES' AND GIRLS' FANCY DRESS COLLARS.

construction are here shown made of nainsook, with beading for the neck-bands. A frill of wide edging follows the lower edges of both collars, a frill of narrow edging rises from the neck-bands and a fanciful disposal of insertion adds to the elaborate effect. One collar shapes a broad tab at the front and back and a pointed tab on each shoulder. The neck-band on this collar has two rows of narrow blue ribbon run through the beading and tied in a bunch of loops at the back, where the collar is closed. The other collar forms a point at the center of the front and back and one on each shoulder. Its neck-band shows one row of ribbon run through the beading and tied in a bow where the collar closes at the back. These collars will be worn to a great extent with plain waists, to which they impart a dressy appearance. They may be fashionably cut from silk or cotton mull, organdy, India lawn or dimity and trimmed with Maltese, Mechlin, Valenciennes or other lace insertion and edging.

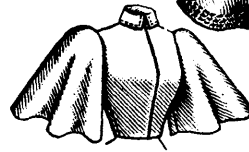
applied box-plaits that are widest at the top, where they pass into the shoulder seams, and narrow gradually toward the waist, and a similar box-plait is applied at the center of the front. Three box-plaits are applied on the back to correspond, the center plait concealing the closing. The neck is finished with a standing collar. The one-seam sleeves, which are made over coat-shaped linings, are gathered at the top to stand out stylishly, and three epaulette tabs flare prettily over them. The five-gored skirt is laid in two backward-

it measures a little over two yards and three-fourths round in the middle sizes. This attractive mode is suitable for canvas in all its varying weaves, silk, *drap d'été*, serge, chevot, firmly woven cottons, challis, etc., and may be trimmed effectively with lace, ribbon, appliqué embroidery and gimp. Pattern No. 9131 is in 5 sizes for misses from 12 to 16 years of age. To make the dress for a miss of 12 years, will require 3 3/4 yards of mixed dress goods 40 inches wide, together with 3/4 yard of silk 20 inches wide. Price of pattern, 30 cents.


MISSES' ETON JACKET, WITH BELL SLEEVES. (TO BE MADE WITH PLAIN OR FANCY LOWER EDGE AND WITH A MEDICI OR TURN-DOWN COLLAR.)
No. 1337.—An Eton jacket showing a decided




1337
Front View.



1337



1337




1337
Back View.

MISSES' ETON JACKET, WITH BELL SLEEVES (TO BE MADE WITH PLAIN OR FANCY LOWER EDGE AND WITH A MEDICI OR TURN-DOWN COLLAR.)

novelty in its graceful bell sleeves is here depicted made of tan box cloth, with a finish of machine-stitching. It is closely adjusted by single bust darts, under-arm gores and a center seam and closed invisibly all the way down the center of the front. The jacket reaches to the waist and the lower corners at the closing and at the center seam may be square or rounding, as preferred. The stylish bell sleeves are of circular shaping; they are very slightly gathered at the top and hang in pretty ripples. The jacket may be completed with a Medici collar or with a turn-down collar mounted on a high band, both styles being illustrated.

A jacket of this style may be satisfactorily developed in broadcloth, box cloth, lady's cloth, heavily corded silk, etc., and may be braided in some pretty design with soutache braid or finished simply with machine-stitching. A very dressy jacket was of brown velvet, with a frill of deep-cream lace arranged on the inside of the Medici collar and just above the lower edges of the sleeves on the inside.

Pattern No. 1337 is in 5 sizes for misses from 12 to 16 years of age. For a miss of 12 years, the jacket calls for 2 3/4 yards of goods 22 inches wide. Price of pattern, 20 cents.



9131
Front View.

MISSES' DRESS, WITH FIVE-GORED SKIRT AND PLAITS LAID ON.



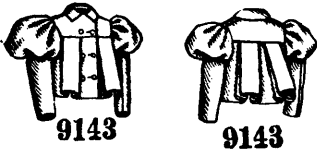
9131
Back View.

Pattern No. 1348 is in 5 sizes from 3 to 15 years of age. To make either style of collar for a girl of 9 years, needs 1/2 yard of material 22 or more inches wide. Price of pattern, 10 cts.

turning plaits at each side of the placket, which is made above the center seam, and breaks into ripples below the hips; it is joined to the waist and expands gradually to the lower edge where

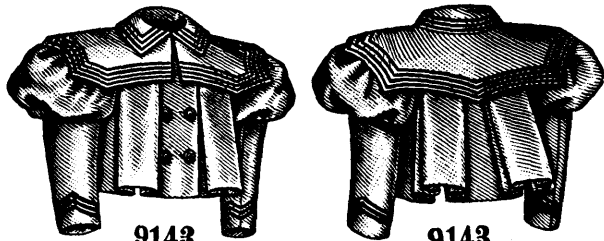
CHILD'S EMPIRE JACKET, WITH SQUARE YOKE AND FANCY COLLAR.

No. 9143.—Fawn broadcloth, with a pretty trimming of narrow brown silk braid, was used for making the Empire jacket here illustrated. A square yoke forms the upper part of the jacket, and to it are joined the fronts and the broad



9143

9143



9143

Front View.

9143

Back View.

CHILD'S EMPIRE JACKET, WITH SQUARE YOKE AND FANCY COLLAR.

seamless back. The fronts lap widely and close in double-breasted style with button-holes and buttons between wide single box-plaits, and the back is arranged in a double box-plait at each side of the center. A large fancy collar curved at its outer edge to form a series of points is a dressy feature of the jacket and a rolling collar having flaring pointed ends complete the neck. The two-seam sleeves fit the arm comfortably and smoothly; they have short mushroom puffs arranged on them at the top.

Lady's cloth, flannel, serge, and cheviot are pretty materials for jackets of this style and braiding, machine-stitching or tiny bias folds of satin may be used for decoration.

Pattern No. 9143 is in 7 sizes for children from 1 to 7 years of age. To make the jacket for a child of 4 years, will require 3 3/8 yards of

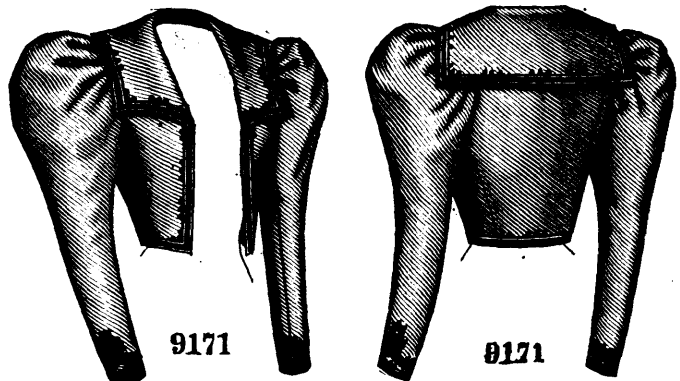
fronts, and the jacket is neatly completed with a double row of machine-stitching, which outlines cuffs on the sleeves and completes the remaining loose edges.

Cheviot, serge and numerous mixed coatings are appropriate for the jacket, which when simply completed is a becoming mode for school or general wear, and may be made quite dressy by braid decoration. Black braid was effective in ornamenting a jacket of green cloth. The narrow soutache braid was used and it was arranged in a scroll pattern on the collar and lapels and in pointed outline on the sleeves at the outside of the arm.

Pattern No. 9165 is in 8 sizes for girls from 5 to 12 years of age. To make the garment for a girl of 8 years, will require 2 3/4 yards of goods 27 inches wide. Price of pattern, 20 cents.

MISSES' ETON JACKET, WITH SAILOR COLLAR. (TO EXTEND TO THE WAIST OR NEARLY TO THE WAIST.)

No. 9171.—Fine smooth cloth was selected for this chic Eton



9171

Front View.

9171

Back View.

MISSES' ETON JACKET, WITH SAILOR COLLAR. (TO EXTEND TO THE WAIST OR NEARLY TO THE WAIST.)

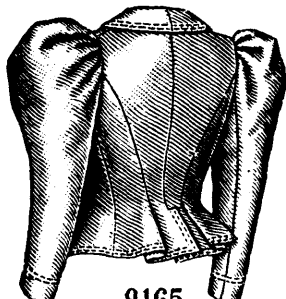


9165

Front View.



9165



9165

Back View.

GIRLS' BLAZER JACKET. (TO BE WORN OPEN OR CLOSED AT THE BUST.)

goods 22 inches wide. Price of pattern, 20 cents.

GIRLS' BLAZER JACKET. (TO BE WORN OPEN OR CLOSED AT THE BUST.)

No. 9165.—For this trim blazer dark-blue serge was selected. The loose fronts may be worn open or they may be closed at the bust with a button and button-hole; they are reversed in small lapels by a rolling collar. Under-arm and side-back gores and a center seam give a smooth adjustment at the back, and extra widths allowed below the waist-line at the middle three seams are arranged in coat-laps and coat-plaits in coat style. The sleeves are shaped by two seams and are gathered at the top to stand out becomingly, fitting the arm with comfortable closeness below. Square-cornered pocket-laps cover openings to convenient side-pockets in the

material for Eton jackets; Bengaline and other heavy corded silks and all dress goods of suitable weight are also used for them. Canvas over silk is effective in these jackets, harmonious effects being produced by underlaying light-colored canvas with a dark contrasting shade of silk or vice versa. Fawn or dull shades of green in light tones will be pretty over purple, red or blue silk, and black canvas may show through its meshes the glimmer of glacé taffeta or any becoming light shade. Braid, iridescent trimmings or fancy bands will afford appropriate and pleasing garniture.

Pattern No. 9171 is in 7 sizes for misses from 10 to 16 years of age. For a miss of 12 years, the jacket needs 3 3/4 yards of material 27 inches wide. Price of pattern, 20 cents.

MISSES' AND GIRLS' FIGARO JAQUETTES.

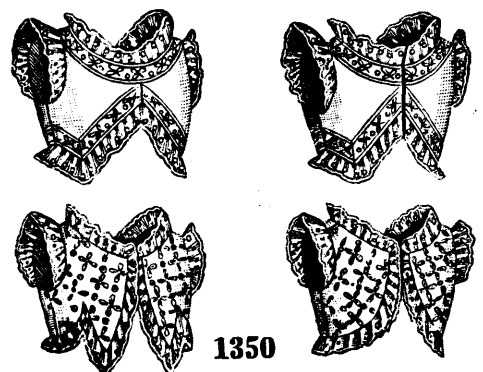
No. 1350.—Two novel jaquettes, very pretty for wear over plain waists, are here illustrated. Both are fitted by short shoulder and under-arm seams. One jaquette is made of nainsook and trimmed with lace edging and insertion; it shapes two deep points at the front and back and is closed at the back. The other is fashioned from all-over embroidery and trimmed with embroidered edging: the backs are rounding and do not meet, and the fronts are fancifully pointed and are apart all the way. Narrow graduated frill caps of edging are sewed in the arms'-eyes of both jaquettes and are very effective over the dress sleeves.

These attractive accessories may be made of velvet, silk, satin, nainsook or all-over embroidery, or of alternate rows of lace or embroidered insertion and ribbon. Gimp, lace, embroidery and narrow braid may be used for trimming. A jaquette



9171

made of the finest silk mull in a deep cream tone was very pretty worn with a dress made very plainly of dark-blue and green glacé taffeta. Fullness in the body of the dress puffed out between the fancy fronts of the jaquette, which was bordered by narrow Valenciennes insertion and edging, the latter being put on full and the mull cut away from beneath the insertion.



1350

Front Views.

1350

Back Views.

MISSES' AND GIRLS' FIGARO JAQUETTES.

Pattern No. 1350 is in 7 sizes from 3 to 15 years of age. To make either jaquette for a girl of 9 years, requires 5/8 yard of goods 22 inches wide, with 1 3/4 yard of edging 2 1/4 inches wide for the frill-caps. Price of pattern, 10 cents.

LITTLE GIRLS' DRESS. (TO BE WORN WITH OR WITHOUT A GUIMPE.)

No. 9162.—At figure No. 238 W on page 291 this dress is again represented.

Pink chambray, with a pretty trimming of white embroidery and insertion, was chosen for this dainty dress, which may be worn with or without a guimpe. The upper part of the dress is a low-necked square yoke fitted by short shoulder seams and to its lower edge is joined the full skirt, which is gathered at the top and deeply hemmed at the bottom. A smooth Bertha collar that is widely notched at the corners is joined to the low, square neck and is prettily ornamented with insertion and bordered with a frill of wide embroidery. The short puff sleeves are gathered at the top and bottom and finished with bands.



9162


Cashmere, challis and soft, woollen goods as well

the neck is made of ribbon-run beading, the ribbon ending in a bow at the back, where the collar is closed; and a frill of narrow embroidery rises prettily from the top of the band.

The other collar is trimmed with two rows of embroidered insertion arranged to follow the outline of the collar, which is bordered with a frill of wide edging. The collar is fastened at the back and is shaped in square-yoke outline. Ribbon covers the band at the neck and is bowed at the back, and a frill of narrow edging rises from the top of the band.

These collars may be made of silk, velvet and all-over embroidery; gimp, lace, embroidered edging and ribbon will complete them prettily.

to match, could be worn with any dress having a trifling fulness in front, which would appear very prettily between the rounding ends of the collar.



1345

Front Views.

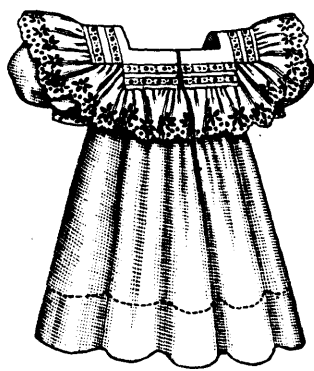
Back Views.

CHILD'S FANCY COLLARS AND CUFFS.



9132

Front View.



9162

Back View.

LITTLE GIRLS' DRESS. (TO BE WORN WITH OR WITHOUT A GUIMPE.)

as fine cambric, lawn, nainsook, organdy and dotted Swiss, are well adapted for this little dress and narrow velvet and satin ribbon, lace and embroidery may be used for trimming.

Pattern No. 9162 is in 5 sizes for little girls from 2 to 6 years of age. To make the dress for a girl of 4 years, needs 3 1/2 yards of goods 22 inches wide. Price of pattern, 20 cents.

MISSSES' AND GIRLS' FANCY DRESS COLLARS.

No. 1349.—Two dainty collars for misses' and girls' wear are here illustrated made of nainsook. One collar is shaped in round-yoke style and is

contained in this pattern. Both the collars and cuffs are mounted on narrow bands, which facilitate their adjustment. One style is made of nainsook, with a frill of embroidered edging and a row of insertion at the edges. The collar falls in square

Pattern No. 1349 is in 5 sizes from 3 to 15 years of age. For a girl of 9 years, either collar needs 1/2 yard of goods 22 or more inches wide. Price, 10 cents.

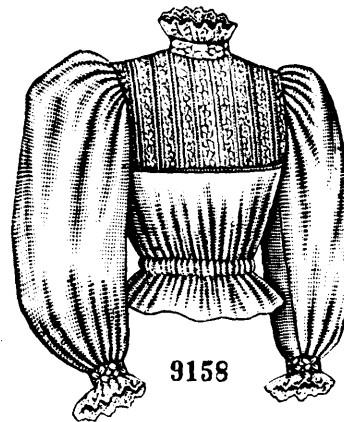
CHILD'S FANCY COLLARS AND CUFFS.

No. 1345.—Two collars with cuffs to correspond are

Pattern No. 1345 is in 4 sizes from 3 to 12 years of age. For a child of 9 years, the round collar and a pair of round cuffs need 1/2 yard of goods 22 or more inches wide, and the sailor collar and a pair of pointed cuffs need 3/4 yard of goods 22 or more inches wide. Price of pattern, 10 cents.

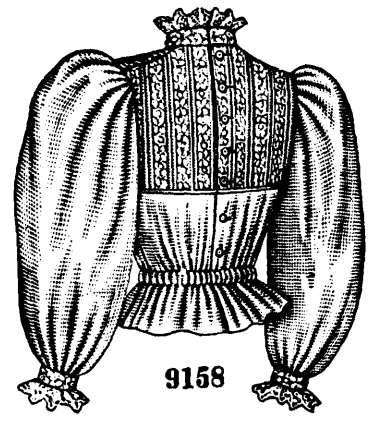
MISSSES' GUIMPE, WITH SIMULATED YOKE.

No. 9158.—This pretty guimpe is illustrated made of lawn and fancy tucking and the collar



9158

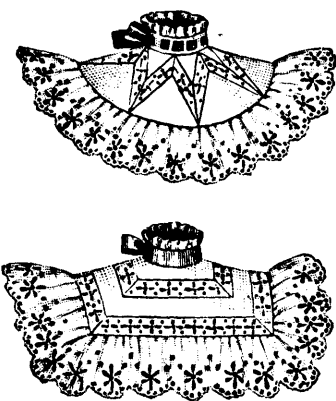
Front View.



9158

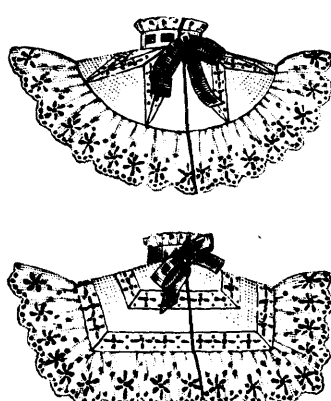
Back View.

MISSSES' GUIMPE, WITH SIMULATED YOKE.



Front Views.

1349



Back Views.

MISSSES' AND GIRLS' FANCY DRESS COLLARS.

bordered at the lower edge with a frill of wide embroidery. Embroidered insertion is arranged effectively on this collar in points. The band at

match them or be of contrasting material. The round collars made of nainsook or mull and bordered with a frill of edging headed by insertion

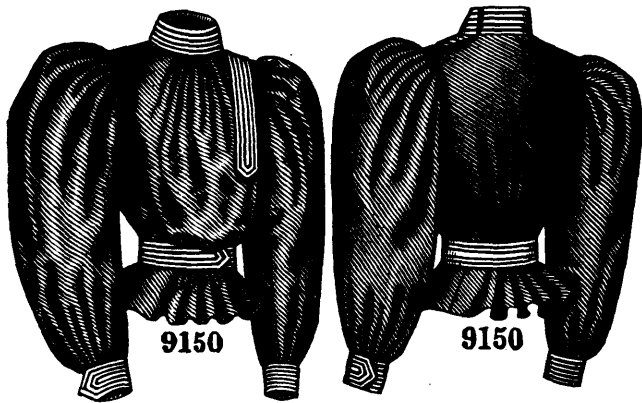
and wristbands are overlaid with insertion. It is shaped by shoulder and under-arm seams and is smooth at the top and drawn in about the waist by a tape inserted in a casing. The closing is made at the back with buttons and buttonholes. The upper part of the guimpe is made of the fancy tucking to simulate a deep, square yoke, and over the joining of the two materials is stitched a narrow band of the lawn. The collar is in standing style, moderately high, and closes at the back. The full sleeves are gathered at the top and bottom and the wristbands are narrow. A frill of edging trims the lower edges of the wristbands to accord with a frill which rises from the collar.

The guimpe may be of dimity, nainsook, etc., and trimmed with lace and embroidered edging and insertion. It may be worn with dresses of silk, cashmere, serge, etc., as well as with those made of washable materials. A guimpe to be worn with dresses of cashmere or other soft woollens was made of cream-white India silk, with the upper part striped with Valenciennes insertion. Insertion overlaid the collar and wristbands and frills of lace drooped over the collar and fell from the wristbands.

Pattern No. 9158 is in 9 sizes for misses from 8 to 16 years of age. For a miss of 12 years, the guimpe calls for 1 3/4 yard of lawn 36 inches wide, with 5/8 yard of fancy tucking 27 inches wide. Price of pattern, 15 cents.

MISSES' RUSSIAN BLOUSE, WITH FITTED LINING.

No. 9150.—By referring to figure No. 233 W on page 288, this blouse may be again observed. The blouse is here pictured made of serge and decorated with braid. It is closed in Russian style at the left side of the front. The lining over which the blouse is made is fitted by single bust darts and the usual seams and closed at the front. The left front is narrow and has slight fulness gathered at the waist and the right front is gathered at the top and bottom, the fulness being drawn well to the center. A strap with



Front View. Back View.
MISSES' RUSSIAN BLOUSE, WITH FITTED LINING.

pointed ends is arranged over the closing from the shoulder to a little below the bust. Underarm gores give a smooth adjustment at the sides, and the seamless back has fulness at the waist drawn to the center in gathers. The full sleeves have coat-shaped linings and are completed with cuffs that have pointed, overlapping ends. The standing collar is closed at the left side. The belt is closed at the left side of the front.

Pattern No. 9150 is in 7 sizes for misses from 10 to 16 years of age. For a miss of 12 years,



9153
LITTLE GIRLS' HAT.

the blouse needs 3½ yards of material 22 inches wide. Price of pattern, 25 cents.

LITTLE GIRLS' HAT.

No. 9153.—A captivating little hat is here represented made of organdy, with ribbon for the ties, and ribbon and lace edging and insertion for decoration. It has a very full puff crown, which is gathered up closely at the top under a button mould covered with the material. Three tiny tucks are made near the lower edge of the crown, to serve as casings for fine round wires, upon which the crown is shirred. The brim, which is made double, is shirred on three wires and fancifully bent; over it is arranged a lace-edged frill of the material showing a row of insertion near the outer edge, and both brim and frill are joined to the crown. A lining crown gathered at its upper edge finishes the inside of the hat and a

ruffle of lace is arranged along its lower edge. Pattern No. 9153 is in 4 sizes for little girls from 1 to 7 years of age. To make the hat for a girl of 3 years, needs 2½ yards of goods 22 inches wide, with 1½ yard of ribbon 3½ inches wide for the ties. Price of pattern, 10 cents.

MISSES' AND GIRLS' SUN-BONNET. (KNOWN AS THE GRANNY BONNET.)

No. 9156.—A quaint little sun-bonnet is here portrayed made of lawn and trimmed with a ruffle of edging. The crown and curtain are in one and are drawn in at the neck by a cord run in a tuck, and the crown is gathered at the top to stand high. Ties of the material are tacked to the front edges of the crown and bowed at the center over the tuck shirring. The front of the bonnet is smooth and consists of an inside and outside section stitched together in clustered rows to form casings for cords, which stiffen it suitably; it is joined to the crown. A doubled frill of the material overlaid with a frill of embroidered edging stands out from the front edge of the front, and the joining is covered with a fancy stitched band. The plaited ends of tie-strings are sewed to the lower edge of the front.

Striped, checked and figured gingham, chambray, lawn and piqué are suitable materials for a sun-bonnet of this style and embroidered edging may be used for decoration.

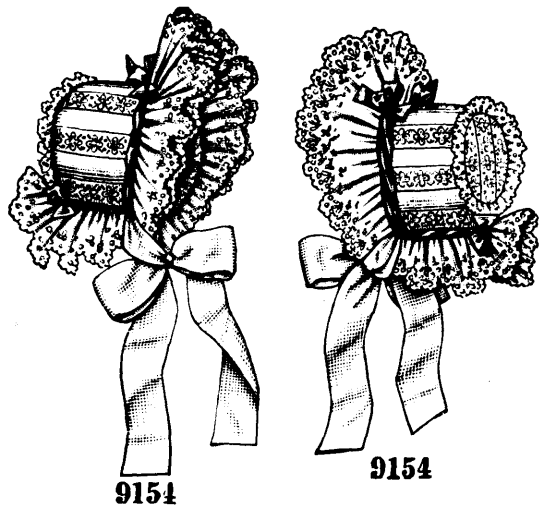
Pattern No. 9156 is in 8 sizes from 2 to 16 years of age. For a girl of 8 years, the sun-bonnet calls for 1½ yard of goods 27 inches wide. Price of pattern, 10 cents.

LITTLE GIRLS' BONNET. (KNOWN AS THE MISS MUFFET BONNET.)

No. 9154.—This bonnet is illustrated made of light-blue piqué, white edging and insertion. The front fits the head closely and is joined to a circular crown, the ends being joined in a short seam at the center of the back. Joined to the front edges of the bonnet are two frills of edging that are deepest at the center and narrowed gradually toward the ends; a similar frill falls from the lower edge of the bonnet, forming a curtain. A frill of narrow edging is set underneath along the joining of the deep frills and a similar frill is included in the seam joining the front and crown. The plaited ends of the tie-strings are tacked to the corners of the bonnet, and ribbon is arranged as a decoration.

Linen batiste, piqué in delicate shades of blue, pink and buff, and white dotted net are the materials now in vogue for little bonnets of this style; ribbon and embroidered and lace edging

with insertion to match may be used for garniture. The bonnet may be daintily lined with silk. Pattern No. 9154 is in 4 sizes for little girls from 1 to 7 years of age. For a girl of 3 years,

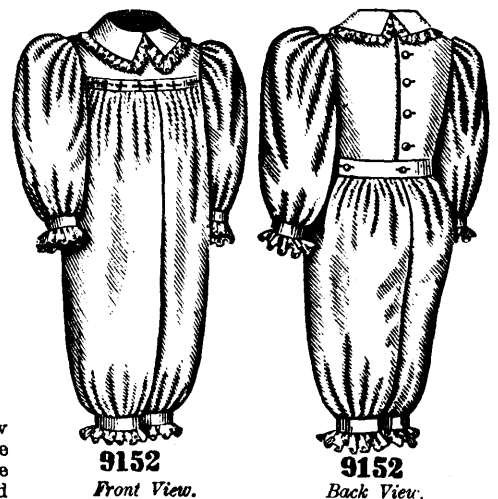


9154 9154
LITTLE GIRLS' BONNET. (KNOWN AS THE MISS MUFFET BONNET.)

the bonnet needs ¼ yard of piqué 27 inches wide, with ⅞ yard of lawn 36 inches wide, and 1⅞ yard of insertion 1¼ inch wide, and 3¼ yards of edging 4 inches wide. Price of pattern, 10 cents.

CHILD'S NIGHT-DRAWERS.

No. 9152.—The night-drawers here illustrated are made of muslin and trimmed with edging and insertion. The drawers portion is adjusted by inside leg seams and a seam at the center of the back and front and it is extended at the front to join a square yoke and form the front of the body, the upper edge being gathered. The body at the back is smooth and extends to a little below the waist at the closing, which is made with buttons and button-holes, but is deepened gradually at the sides to form underlaps for the side openings in the drawers. The back of the drawers is gathered and joined to a band that is secured to the body with buttons and button-holes, and the lower edge of the drawers legs are gathered and completed with bands. The neck is completed with a turn-down collar in two sections that flare at the front and back. The full sleeves are gathered at the top and bottom and completed with rather narrow wristbands.



9152 9152
Front View. Back View.
CHILD'S NIGHT-DRAWERS.

Pattern No. 9152 is in 6 sizes for children from 2 to 12 years of age. For a child of 8 years, the night-drawers need 4 yards of goods 27 inches wide. Price of pattern, 20 cents.

FIGURE NO. 242 W.—LITTLE BOYS' DRESS.

FIGURE NO. 242 W.—This represents a Little Boys' dress. The pattern, which is No. 9121 and costs 20 cents, is in 4 sizes for little boys from 2 to 5 years old, and is represented in two views elsewhere on this page.




FIGURE NO. 242 W.—This illustrates LITTLE BOYS' DRESS.—The pattern is No. 9121; price 20 cents.

This simple dress is here shown made of fancy piqué, with embroidered edging and machine-stitching for decoration. The kilt skirt is joined to the body, which has a wide, seamless back and forward-turning plaits at each side of the closing in front. The plaits are crossed by two pointed straps buttoned on and a similar strap is buttoned over the belt. The sailor collar has wide flaring ends and stands out on the full sleeves, which are gathered at the top and bottom and finished with round cuffs. The straw hat is a round sailor shape.

BOYS' MIDDY SUIT, CONSISTING OF A DOUBLE-BREADED JACKET, A VEST AND SAILOR TROUSERS WITH A FLY.

No. 9119.—This jaunty suit is differently illustrated at figure No. 241 W on this page.



9119
Front View.

9119
Back View.

BOYS' MIDDY SUIT, CONSISTING OF A DOUBLE-BREADED JACKET, A VEST, AND SAILOR TROUSERS WITH A FLY.

The suit is in the favorite middy style and is here illustrated made of blue linen combined with white linen. The long sailor trousers are shaped by hip darts, inside and outside leg seams and a center seam. They are closed with a fly and flare over the boot in sailor fashion. A hip pocket is inserted in the right side of the back and the customary waistband finishes the trousers, which may be attached to an under-waist or worn with suspenders. The vest is fit-




FIGURE NO. 241 W.—This illustrates BOYS' MIDDY SUIT.—The pattern is No. 9119, price 30 cents.



9119

The trousers, which are made with a fly, are long and flare over the boot in correct sailor style.

These popular suits are made of flannel or cloth in red, brown or blue combined with white and trimmed with braid or buttons.

The sailor cap of white serge has the name of a ship embroidered on a ribbon over its band.

BOYS' MILITARY SUIT. (KNOWN AS THE WEST POINT UNIFORM.) FOR CADET, PAGE AND OTHER UNIFORMS.


No. 1347.—Dark-blue faced cloth was used for this military suit. It consists of full-length trousers and a close-fitting jacket. The trousers are shaped by the usual inside and outside leg seams, a center seam and hip darts. The outside seams are covered by a row of black cord or braid and

the trousers are made with a fly. Pockets are inserted in the fronts.

The jacket is closely fitted by side-back gores and a center seam and closed with button-holes




1347



1347

Front View.



1347

Back View.

BOYS' MILITARY SUIT (KNOWN AS THE WEST POINT UNIFORM.) FOR CADET, PAGE AND OTHER UNIFORMS.

ted by shoulder and under-arm seams and closed at the back. The neck is finished with a narrow band.

The jacket is shaped by side seams and a curving center seam, and the fronts lap and close in double-breasted style with buttons and button-holes. A breast pocket is inserted in the left front. The

fronts are shaped low to reveal the vest in shield effect and the ends of the large sailor-collar lap with the fronts and taper to points. The sleeves are finished with stitching and buttons, stitching also completing the remainder of the coat.

Pattern No. 9119 is in 6 sizes for boys from 5 to 10 years of age. For a boy of 7 years, the suit requires 2 1/4 yards of blue with 1 1/2 yard of white linen 36 inches wide. Price of pattern, 30 cents.


and gilt buttons at the center of the front; it reaches only a trifle below the waist and shapes a point at the center of the front and back. The standing collar is in military style and the coat sleeves fit the arms comfortably. The jacket may be trimmed in military style with braid, or it may be trimmed with buttons, as illustrated, the button decoration being suitable for pages' uniforms.

Pattern No. 1347 is in 10 sizes for boys from 7 to 16 years of age. For a boy of 11 years, the suit requires 3 3/4 yards of goods 27 inches wide. Price of pattern, 30 cents.

LITTLE BOYS' DRESS.


No. 9121.—At figure No. 242 W on this page this dress is differently portrayed.

White piqué was here chosen for the dress. The skirt is laid in kilt-plaits all round and joined to the body, which has a seamless back that is separated from the fronts by wide under-arm gores. The closing is made at the center be-



9121

Front View.



9121

Back View.

LITTLE BOYS' DRESS.

tween forward-turning plaits laid in the fronts. A belt of the material covers the joining of the skirt and body and two pointed straps are buttoned across the plaits and one on the belt. The full sleeves are gathered at the top and bottom and finished with round cuffs. At the neck is a broad sailor-collar that has wide flaring ends; it is bordered with a frill of edging.

Pattern No. 9121 is in 4 sizes for little boys from 2 to 5 years of age. For a boy of 5 years, the dress needs 4 yards of goods 27 inches wide. Price of pattern, 20 cents.

LITTLE BOYS' SUIT, CONSISTING OF A JACKET WITH SAILOR COLLAR, A DOUBLE-BREASTED VEST WITH SAILOR COLLAR, AND TROUSERS WITHOUT A FLY.

No. 9120.—The jacket and trousers are here pictured made of cloth and the vest of white duck. The jacket is simply shaped by under-arm and shoulder seams, and the fronts are wide apart all the way down. The sailor collar extends to the bottom of the jacket fronts, its ends tapering gradually, and is covered at the back by a larger sailor-collar on the vest. The comfortable sleeves are decorated at cuff depth with an encircling row of buttons. Braid on the collar and a row of stitching at the lower edge finish the jacket stylishly.

The trousers are without a fly and are shaped by the usual seams; they are buttoned to a sleeveless under-waist that is closed at the back. A facing of white duck is applied on the front of the under-waist and the neck is completed with a narrow band. A ribbon bow with a buckle and a row of three buttons decorate each leg at the outside seam.

The fronts of the vest are joined in shoulder

piqué; they are connected by a chain or cord slipped over buttons sewed on the fronts below the sailor collar, which falls deep and square at the back and has wide fancifully curved ends. The collar combines the two materials, and the edge of the piqué is piped. A belt of the material with pointed ends is closed in front with two buttons and button-holes. The coat sleeves have pointed turn-up cuffs.

Pattern No. 9118 is in 4 sizes for little boys from 2 to 5 years of age. For a boy of 5 years, the costume needs 2 3/4 yards of linen 36 inches wide, with 1 yard of white piqué 27 inches wide. Price of pattern, 25 cents.

LITTLE BOYS' BLOUSE.

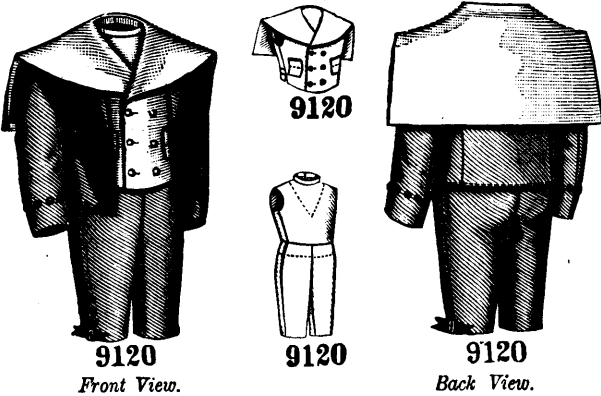
No. 9140.—A dressy blouse for little boys is here depicted made of white nainsook, all-over embroidery and embroidered edging. It is shaped by shoulder and under-arm seams and closed at the center of the front under an applied plait of the all-over embroidery bordered at each side by a frill of the embroidered edging. The lower edge of the blouse is hemmed to hold an elastic that draws the edge closely about the waist, the blouse drooping in the customary way. The lower outline of the deep sailor collar is gracefully curved to form a point at the center of the back and the ends flare from the throat; the collar is bordered with a frill of the edging. Pointed cuffs made to accord with the collar are turned up over narrow bands and prettily complete the full sleeves. A narrow band covers the joinings of the frills.

The blouse may be made of lawn, nainsook, cambric, dimity or batiste and decorated with embroidered or lace edging and insertion.

Pattern No. 9140 is in 7 sizes for little boys from 2 to 8 years of age. For a boy of 4 years, the blouse needs 1 3/8 yard of nainsook 36 inches wide, with 5/8 yard of all-over embroidery 27 inches wide, 3 1/4 yards of edging 5 inches wide for the collar frill, and 3 yards of edging 3 1/4 inches wide for the remaining frills. Price of pattern, 20 cents.

FIGURE No. 240 W.—BOYS' GOLF SUIT.

FIGURE No. 240 W.—This consists of a Boys' jacket, Knickerbockers and outing cap. The jacket pattern, which is No. 7444 and costs 20 cents, is in 14 sizes for boys from 3 to 16 years of age.



LITTLE BOYS' SUIT, CONSISTING OF A JACKET WITH SAILOR COLLAR, A DOUBLE-BREASTED VEST WITH SAILOR COLLAR, AND TROUSERS WITHOUT A FLY.

and side seams to the back, which is shaped by a curved center seam, and the customary straps on the back regulate the width about the waist. The vest is closed in double-breasted style with button-holes and buttons and the neck is shaped low in front, revealing the facing on the under-waist in shield effect. The large sailor-collar laps with the fronts and has tapering ends. Openings to inserted pockets are covered with square-cornered laps that are stitched across the center.


Piqué, duck and fancy vesting may be chosen for the vest and cloth, serge, flannel, cheviot and some of the cool Summer suitings like Galatea or linen will be selected for the jacket and trousers.

Pattern No. 9120 is in 5 sizes for little boys from 4 to 8 years of age. Of material 27 inches wide for a boy of 7 years, the jacket and trousers need 3 3/4 yards, the vest and neck-band 1 1/8 yard. Price of pattern, 25 cents.

LITTLE BOYS' COMMODORE COSTUME.

No. 9118.—This attractive little costume, designated as the Commodore costume, is shown made of linen in combination with white piqué. Machine-stitching provides the finish. The skirt is laid in kilt-plats all round and may be buttoned or stitched to a sleeveless waist shaped by shoulder and under-arm seams and closed at the back. The neck of the waist is completed with a band.

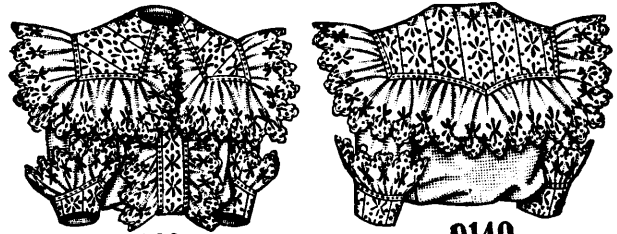
The back of the jacket displays a pointed lower outline and is shaped by shoulder and side-back seams and a well curved center seam. The fronts open all the way down and display between them the waist front, which is of white



9118 9118
Front View. Back View.
LITTLE BOYS' COMMODORE COSTUME.

The Knickerbocker pattern, which is No. 7813 and costs 15 cents, is in 12 sizes for boys from 5 to 16 years old. The cap pattern, which is No. 1354 and costs 10 cents, is in 7 sizes from 6 to 7 1/2, cap sizes, and is pictured again on page 283. This practical and stylish suit is here shown

made of broken-check suiting, machine-stitching and bone buttons giving a neat finish. The Knickerbockers are designed especially for golf, cycling and general outing wear; they end a little below the knees and droop over the close cuffs or calf-bands, which button at the outside of the leg.



9140 9140
Front View. Back View.
LITTLE BOYS' BLOUSE.

The golf or Norfolk jacket has two box-plaits applied on the back and one at each side of the closing, and the fronts are turned back in notched lapels by a rolling collar. The belt has round-



FIGURE No. 240 W.—This illustrates Boys' GOLF SUIT.—The patterns are Boys' Jacket No. 7444, price 20 cents; Knickerbockers No. 7813, price 15 cents; and Cap No. 1354, price 10 cents.

ing ends and capacious side-pockets in patch style are stitched on the fronts.

The Scotch outing cap has a crown formed of joined sections and tacked down to the peak in front.

Suits of cheviot, tweed and homespun are highly commended for golfing because of their splendid wearing qualities. Plaids or checks in brown are favored for such suits.

... THE ...

Glass of Fashion

UP TO DATE.

A JOURNAL CONTAINING ILLUSTRATIONS-AND DESCRIPTIONS OF THE LATEST FASHIONS, INSTRUCTIONS IN FANCY WORK, ARTICLES ON THE HOUSEHOLD AND KINDRED SUBJECTS AND A VARIETY OF GENERAL READING.

Price of Single Copies, 5 cents each.

Terms of Subscription, 50 cts. per Year.

DRESS FABRICS and TRIMMINGS.

DELICATE AND GOSSAMERY as a spider's web are the new black grenadines. Despite the many gauzy novelties in the field, grenadine continues to find favor with ladies of refined taste. Though apparently frail, it is far more durable than many a more closely woven fabric. The designs and styles in grenadine are legion. Almost every type, from the simple, square-meshed iron-frame to the diaphanous variety resembling *mousseline de soie*, is included in the current exhibit, and the devices, which in form are conventional or floral, are woven, embroidered or embossed.

ONE very attractive grenadine is woven in rather large checks with cords laced over the surface in diamond-shaped blocks. In a second sample of the same kind the cords are woven in the form of an intricate braiding pattern upon a tissue like *mousseline*. Embroidered dots scattered or in groups vary other styles and the ever-pleasing vermicelli design is displayed in another variety. A leaf pattern stands in relief from a very sheer grenadine ground and in another sort a floral pattern is wrought in a square-meshed weave, the design being shadowy and elusive.

FANCY GRENADES figure among the novelties and most artistic effects are seen among them. *Barré* grenadine belongs to this class. It is striped in black and colors—cerise, heliotrope, turquoise, blue and other popular hues—the black stripes being lace-like and the colored ones suggesting ribbon. An alluring effect may be produced by selecting a lining of contrasting hue. Thus, under a cerise-and-black striped grenadine a green lining may be used while under green-and-black a heliotrope lining will be effective. Another grenadine novelty, a *mousseline façonné*, is barred with open silk stripes and traversed by undulating lines of cord. Black grenadine is woven on silken *façonné* grounds, in two tones or in Scotch plaids. In one sample the grenadine—of the plain iron-frame kind—is woven on a heliotrope taffeta ground, the design, a rather broad serpentine line in a lighter tone, breaking through the meshes. A similar device is shown in a Scotch plaid veiled with the black grenadine.

LOUISINE is apparently as rich and heavy as the most sumptuous silk but its texture is that of a Summer silk. Leaf forms in branching patterns are embossed on Louisine grounds, the designs being white on heliotrope, blue and other colored grounds. There are also Louisine weaves among wash silks as well as in surah, Habutai and taffeta varieties, stripes being, for the most part, shown in various colors. Uncommon color assemblies are effected in taffeta wash silks. In a granite effect with a robin's-egg-blue ground, groups of narrow satin lines are woven in cerise and white, deep-purple and white, or lettuce-green and white. This silk is equally adaptable to a bodice or an entire gown.

PLAID FAILLES in fancy colors with broché designs are as fashionable as are plaid silk poplins and the color schemes are newer. In foulards, heliotrope, green, red and Bordeaux grounds are scattered over with white floral and geometrical designs. Red is especially popular among the ultra fashionable. The lover of color may indulge her fancy in a glacé corded silk called *gros de Tours*, which in one instance shows a green-and-maroon surface powdered with myriads of dots of all sizes in pink, yellow, blue, green, brown and heliotrope, a most inviting color medley which must be seen to be appreciated. In plain silk *soyeux* taffeta has but few rivals. It is as soft and lustrous as satin, though unmistakably a taffeta in weave.

LIBERTY CRÊPE, or Tzaritza crêpe, as it is also called, is like velvet to the touch and has the shimmer of silk and a crinkle like crêpe de Chine. It is obtainable in street and evening shades and is adaptable to the most fanciful of the season's modes. Moiré poplin is vastly admired in green, brown, red, heliotrope, blue and gray. It is shown plain and striped, the wave marks being, of course, visible in both styles. Though not exactly gauzy, it is open enough to show color in the rifts between the cords.

GRAY has a very large following in goods of this character, among which may be included the various canvas weaves, the gray being of a pinkish tone rather than in the cold French shade. Plain and satin self-striped barèges are a temptation to almost every shopper and are frequently chosen for the "best" gown. The surface of a certain gray canvas, very nearly as gauzy as a barège, is broken by sinuous lines of lace-like weave. In other canvases of a similar nature dots are woven but, as in the grenadines above described, the patterns are fugitive and require a lining of contrasting hue to fix them.

WOOL CHIFFON is a very soft, nearly transparent textile, which is really a member of the barège family. It displays printed flowers in various colorings on contrasting grounds. In some instances the surface is tinted and the color seems to have been extracted to produce the flower form. Thus, on a heliotrope ground the flowers are white, with merely a suspicion of the ground color.

PIQUÉS will be very extensively worn during the hot months in corn-flower-blue, green and other colors, as well as in pure white. In some instances the cord runs vertically and with it is a wide stripe bearing satiny dots. In others, the cord runs across, in the old way, and dots, fine stripes, embroidered flowers and the like are shown on the surface. A clover leaf is embroidered

at rather wide intervals on one white piqué, the design being also in white. Other devices are wrought in white upon white grounds. Some piqués are seeded like the old-fashioned Marseilles. Red, which glows in so many sorts of goods, is also seen in piqué, being sprinkled with white dots, small in some instances and large in others. These will be made up in shirt-waists for wear with white piqué skirts.

DAINTY DANCING GOWNS may be made of linen gauzes, mixtures of silk and linen, the grounds showing two colors, such as rose and white or heliotrope and green, and bearing serpentine floral lines in black. To a like purpose are devoted satin-striped barèges. One specimen has a white ground well-covered with a vermicelli design in navy-blue and printed rosebuds in pink with green foliage. In another, a startling color combination is evolved with red poppies on a navy-blue ground. The effect is fashionable, if not universally admired. Red in a lurid tone is shown in the ground of a dotted Swiss with black printed figures, and also in a fine lawn dotted with white, but Fashion now sanctions the most bizarre effects.

SINCE THE SKIRT has lessened in volume the *modiste's* decorative skill is doubly taxed. Fashion favors a lavish distribution of trimming upon both skirt and bodice. Gold threads glisten in all sorts of trimmings. In lace they are particularly attractive and novel, but give no hint of tawdriness. Renaissance, Duchesse and Russian laces are wrought with gold and are applicable to the handsomest of fabrics. A lace-like design in black *mousseline de soie* has a Renaissance edging visible through the openings of the lace. Then there are *motifs* in the various laces mentioned, heavy with gold skilfully introduced. These *motifs* may be applied upon boleros, full vests, sleeves and skirts.

A NOVELTY BAND suggestive of a lattice design has a white net foundation embroidered with tiny flowers in Dresden coloring, supporting a scroll cut from gold gauze and an interlacing of cream Valenciennes lace insertion. An edge trimming is offered in a gold-and-linen Mexican net which has large square meshes with applied Renaissance lace figures wrought in gold, a gold ball fringe finishing the edge. A very wide, pointed edging of Russian lace wrought with gold is shown for bodices, yokes and other accessories. Gismonda net also furnishes a foundation for Russian lace appliqué outlined with gold.

COMBINATION EPAULETTES AND JACKET—garniture for a low-necked bodice—are made of jet passementerie in a scroll design, jet ball fringe falling from the edges. This fringe is an old fashion revived and provides a dainty finish for all sorts of jet garnitures. Jet passementerie panels are much used on skirts, at the front or sides, as desired. All jet garnitures are duplicated in silk braid passementeries, and also in mohair braids, and these trimmings are extensively used in two-piece and other tailor-finished suits.

WHEN APPLYING VELVET RIBBON it should be sewed only along the upper edge and with run stitches, which must not be pulled or stretched. In fact, in sewing all sorts of bands pulling must be avoided, else the trimming will not look as if part of the goods. Hercules braids are in like manner sewed only along the upper edges—always with silk matching the braid.

Even though hats are piled with trimming, their aspect is airy and summery. Flowers, tulle, chiffon and other dainty and delicate decorations conspire to produce this effect. The fancy straws are at present the most fashionable, but there is evidence of the revival of chip,

SUMMER MILLINERY.

brim and hangs in a loop over the hair. Yellow chiffon is twisted softly around the high crown and at the left side are disposed four white erect plumes and one drooping plume. Of course, such a hat is preferably worn in a carriage or at an outdoor fête with an organdy or a gauzy flowered barège gown.

Feathers and flowers are united in another large hat of fancy straw, with a brim upturned at the back and standing out flat at

the color is really most becoming to brunettes, whether in hat or gown.

Another hat especially becoming to a brunette is of yellow velvet, put on full. White tulle is shirred over the brim, extending nearly to the crown. At the back, against the upturned brim, stand four very full loops of the tissue, four white aigrettes curling forward over the crown.

A violet hat that would suit a blonde has a violet net foundation covered with large shaded purple double violets. Ribbon matching the darkest tone in the flowers is folded and set upright all about the crown and arranged in a bow at the back, the bow and fold being veiled with net. At each side of the crown the violets are bunched rather high and at the back is a succession of wired net loops that intensify the airiness of the *chapeau*.

Very Frenchy-looking is a bonnet composed of innumerable discs of yellow fancy straw with lace medallions in the center. A face trimming of finely plaited black chiffon is set at the edge. At the left side are adjusted two white tips and a black chiffon rosette with a Rhinestone sparkling in the center. Black velvet strings are added, but they may be dispensed with, if not desired.

A very lovely hat entirely of red, well suited to accompany a white embroidered piqué gown at the seashore, is a medium shape in a fancy straw. Narrow accordion-plaited frills of chiffon are laid on the brim and a full ruching is placed across the back of the crown from side to side. Two tips rise at the back and bunched geraniums rest on the hair, being set on a bandeau under the brim at the back.

FIGURE NO. 1.—LADIES' BONNET.—The bonnet is a fancy rough straw decorated with purple velvet, white carnations and Rhinestone buckles. Ribbon tie-strings may be used.

FIGURE NO. 2.—YOUNG LADIES' HAT.—This hat has an uncovered crown of rough straw, the brim being veiled with dotted net and bluets, a white aigrette and steel ornaments contributing becoming decoration.

FIGURE NO. 3.—YOUNG LADIES' HAT.—This hat is shaped in Batavia cloth. Velvet puffings trim the brim, while a tall doubled

puff of velvet, lavender silk and black feathers ornament it handsomely. A large Rhinestone buckle is placed in front over the puffing.

FIGURE NO. 4.—LADIES' HAT.—Two shades of green adorn this brown chip hat. Green ribbon, pansies, aigrettes and a jewelled ornament compose the decoration, which is artistic in disposal yet simple.

FIGURE NO. 5.—LADIES' HAT.—This stylish hat is a veritable flower garden, supporting a profusion of violets and lilies-of-the-valley with their leaves. Light-violet ribbon and silk ruched over the brim render it brilliant in color, yet harmonious withal and becoming.

FIGURE NO. 6.—YOUNG LADIES' HAT.—This extremely pretty hat is of dark-red straw trimmed with ribbon, pansies and geranium leaves. The ribbon is arranged in upright loops that rise high above the crown.



1



3



2



4

6

5

a pliable straw which lends itself to every caprice in shaping.

While the toque has many admirers, the large hat takes the lead and when not laden with blossoms is enriched with plumes. Often, indeed, flowers and feathers are associated on a hat, as in a large shape in yellow fancy straw with a straight brim. Geranium velvet is draped about a crown smothered under seven black feathers arranged with much skill and taste. The back of the brim is turned up and banked with roses of the same hue as the velvet.

Feathers are used alone on an Amazon shape of yellow straw faced with black. A long white plume curls about the crown at the right side and at the left a black plume is disposed to fall on the hair, a large Rhinestone pin being fastened over the stems of the two feathers directly in front. An elegant simplicity distinguishes this hat.

A ruche-like arrangement of flowers is a new feature in millinery. In a large hat of fancy geranium straw silk poppies and buds are wreathed about the crown over a drapery of geranium-red velvet and ribbon. The ribbon and velvet are formed in standing loops at the back, where poppies are bunched against the upturned brim. A black straw facing relieves the warmth and intensity of the red.

The picturesque 1830 style is recalled in a large white chip hat with broad, drooping brim that overshadows the eyes in a captivating way. Cream lace is applied full as a facing to the brim and lace is frilled over the

about the crown and three pink bows cluster at the back. Three white tips nod at the left side of this charming hat.

In another hat yellow fancy straw gleams through a covering of black net spangled richly in a vermicelli design. The net is full over the crown, which is tied with yellow moiré taffeta ribbon. At the left side are massed with novel effect three white and three black feather pompons. These are new

THE ART OF KNITTING.

ABBREVIATIONS USED IN KNITTING.

k.—Knit plain.
p.—Purl, or, as it is often called, seam.
pl.—Plain knitting.
n.—Narrow.
k 2 to.—Knit 2 together. Same as n.
th o. or o.—Throw the thread over the needle.
Make one.—Make a stitch thus: Throw the thread in front of the needle and knit the next stitch in the ordinary manner. (In the next row or round, this

throw-over, or put-over, as it is frequently called, is used as a stitch.) Or, knit one and purl one out of a stitch.
To knit Crossed.—Insert needle in the back of the stitch and knit as usual.
sl.—Slip a stitch from the left needle to the right needle without knitting it.
sl. and b.—Slip and bind. Slip one stitch, knit the next; pass the slipped stitch over the knit stitch as in binding off work.

To Bind or Cast Off.—Either slip or knit the first stitch; knit the next; pass the first or slipped stitch over the second, and repeat as far as directed.
Row.—Knitting once across the work when but two needles are used.
Round.—Knitting once around the work when four or more needles are used, as in a sock or stocking.
Repeat.—This means to work designated rows, rounds or portions of work as many times as directed.

RIBBED BICYCLE STOCKING.

FIGURE No. 1.—Cast 40 stitches of silk, wool or cotton on each of three medium-sized knitting needles.

Knit once around plain. K 3, p 1, for 30 rounds. * Then th o, k 2 to., all around; next round plain; repeat from * 3 times.




FIGURE No. 1.—RIBBED BICYCLE STOCKING.

Then k 3, p 1 for 7 inches. Knit 3, p 1 all around to the middle of one needle, when narrow 1 stitch on each side of a purled (center) stitch in the middle of the needle. Continue to k 3, p 1, and narrow one stitch each side of the seam stitch every 5 rounds for 7 inches. (The uneven numbers in the ribbed stitches will come straight when the narrowing has been finished.) Knit 3, p 1 for 6 inches, and then divide the stitches so that one half will be on one needle, for the heel. Keep the center stitch in the middle of that needle and knit plain on the right side and purl on the wrong, back and forth,

until 2½ inches have been knitted. Then purl to center of needle. Fold the right sides of the heel flat so that the stitches on the two needles lie evenly together. Knit 1; k 2 stitches (one from each needle) together, and bind the stitch previously knitted over them; continue until but one stitch is left. Pick up the selvedge stitches of the heel, knit across plain and pick up the opposite selvedge stitches. Knit plain, narrowing one stitch on each side just where the heel begins every other round until there are as many stitches as there were just before beginning the heel. Knit plain 6 inches and begin the toe by narrowing at the beginning and end of each needle, as follows: K 1, n, k plain across the needle except 3 stitches; then n, k 1. Repeat every other round, knitting the alternate rounds plain and working until six stitches are left. Bind these off and secure the end of thread on the wrong side.

FOOTLESS GOLF OR BICYCLE STOCKING.

FIGURE No. 2.—Footless stockings may be worn over a thin pair of cotton hose by those who find wool stockings uncomfortable. The one illustrated is made of black, old-rose and mixed gray wool. For the old-rose any other color preferred may be used, green being popular.

To Make the Top.—Cast 128 stitches on three needles, using black yarn. P 1 and k 1 for 6 rounds; then alternate 2 rounds of old-rose (or any preferred color) and 2 rounds of black, 3 times. (See picture.) Next, * p 1 and k 1 for 31 stitches with the black; then 1 st. of old-rose, which must be a plain stitch, and repeat from * all around. Next round, * p 1 and k 1 for 27 stitches with black; then 5 stitches of old-rose and repeat from * all around. P 1 and k 1 in the same way in every round, being careful to add 2 stitches of the old-rose in every round at each side of the old-rose square until you have 29 stitches old-rose with 3 stitches black between each old-rose square. Now decrease the colored stitches and increase the black ones by knitting in every round 2 stitches less of old-rose at each side of the square, until there is only 1 old-rose stitch left. Then alternate again two rounds of old-rose and two of black 3 times as at beginning. Break off the old-rose thread and knit the rest of the top of black, thus: K 1, p 1 for 12 rounds; then narrow every 5th stitch until there are just 100 stitches on the three needles. Now turn the work inside out and proceed to knit the leg portion in the manner described below. The part just knitted forms the turn-over shown at the top of the stocking. It will be wrong side out while the leg proper is being knitted, but

turns over right side out when the work is completed, as seen in the picture.

To Make the Leg.—With the black yarn now k 4, p 1 for 6 rounds, and then break off the black and knit the rest of the stocking in mixed gray, thus: K 4, p 1 for 8 inches. Ascertain the center of the stocking and narrow every 6 rounds at each side of this center for 9 times. Knit for 5 inches and then narrow once at the center of the front and back of the stocking. Now divide the stitches on two needles so that the stitches from the center of the back on each side to the center of the front will be on one needle. Knit across on one of the two needles and



FIGURE No. 2.—FOOTLESS GOLF OR BICYCLE STOCKING.

then * p back and k across, p back and k across, p back: now k 1, k 3 to., knit across to within 4 stitches, then k 3 to., k 1; repeat from * 4 times more. Then knit across and p back for 12 rows and bind off. Knit the other side to correspond, and join the ends by sewing over-and-over. If preferred, the two ends may be joined by "binding off," as in a heel. If the opening is desired larger, a few more rows may be added at the ends.

CROCHETING.

ABBREVIATIONS USED IN CROCHETING.

l.—Loop.	h. d. c.—Half-double crochet.
ch. st.—Chain stitch.	tr. c.—Treble crochet.
s. c.—Single crochet.	p.—Picot.
d. c.—Double crochet.	sl. st.—Slip stitch.

Repeat.—This means to work designated rows, rounds or portions of the work as many times as directed.

* Stars or asterisks mean, as mentioned wherever they occur, that the details given between them are to be repeated as many times as directed before going on with the details which follow the next *. As an example: * 6 ch., 1 s. c. in the next space, and repeat twice more from * (or last *), means that you are to crochet as follows: 6 ch., 1 s. c. in the next space, 6 ch., 1 s. c. in the next space, 6 ch., 1 s. c. in the next space, thus repeating the 6 ch., 1 s. c. in the next space, twice more after making it the first time, making it three times in all before proceeding with the next part of the directions.

LADIES' UMBRELLA CAPE.

FIGURE NO. 1.—This cape is very graceful when adjusted and is quickly and easily




FIGURE NO. 1.—LADIES' UMBRELLA CAPE.

made. It is a perfect circle in shape, with the border full enough to fall in flutes. The cape illustrated was made of pink Shetland floss, but white, black, blue, gray or any color preferred may be used. Six hanks of the floss, a large cedar hook and a medium-sized bone hook will be needed in making the cape. Use the bone hook for the first two rows. Make a chain of 6 and join in a ring.

First round.—Make 12 d. c. in the ring and join the last d. c. to the first one. Work very loosely.

Second round.—Make 6 d. c. in space between every third and fourth d. c. to form shells; join as before. (There should be 24 d. c., or 4 shells in this row.)

Third round.—Now take the cedar hook; skip 3 d. c. below, and make 9 d. c. in space between third and fourth d. c. of 6 d. c. below, skip 2 d. c., repeat, and join the first and last shells by taking up the back stitch of the sixth d. c. of shell below and the first back stitch from next shell of 6 d. c. and making 1 s. c.; join the shells in every following row the same way.

Fourth round.—In the third space of shell of 9 d. c. below, make 6 d. c.; also make 6 d. c. in the sixth space of 9 d. c.; repeat and join the shells as before.

Fifth round.—Skip 3 d. c., make 6 d. c. in space between the third and fourth d. c. of 6 d. c. below; repeat and join with s. c.,

chain 8, s. c. in first stitch of first ch.-8.

Second row.—16 s. c. over first ch.-8; 10 s. c. over ch.-5, four times; 16 s. c. over last ch.-8, 1 s. c. in first s. c. of previous row.

Third row.—Ch. 5, d. c. in third s. c. of previous row; ch. 2, d. c. in third s. c. from last d. c.; repeat 23 times, s. c. in third stitch of ch.-5 of previous row.

Fourth row.—2 knot stitches (see below) each three-eighths of an inch long, miss 2 d. c. of previous row, s. c. under ch.-2, 12 times, making twelve points each consisting of 2 knot stitches; 1 more knot stitch and fasten with s. c. in top of first point. (To make a knot stitch: Draw the loop up three-eighths of an inch, catch the thread and pull through; then put the hook between the drawn loop and the thread just pulled through, catch the thread and draw through again, thus making two stitches on the hook; catch the thread, and draw through these two stitches to form the knot.)

Fifth row.—* Make 2 knot stitches, fasten with s. c. in top of point below; repeat once more; ch. 10, s. c. in sixth stitch from needle; ch. 5, s. c., in same stitch as last s. c. twice; in each of the three loops formed by 5-chs., make 1 s. c., 1 half d. c., 5 d. c., 1 half d. c., 1 s. c. Make 1 s. c. in the stitch where the loops began, 4 ch.; repeat 3 times more from *; there must be two points between each shamrock.

Sixth row.—Make 1 row of knot stitches all the way round; fasten every second knot with a single s. c. in a point below, and at the leaves fasten every second knot with a s. c. in the third d. c. of each leaf. This square is very pretty for decorating draperies, tidies, etc.; four joined also form a dolly the daintiness of which would be increased by

Sixth round.—Work 9 d. c. in space between third and fourth d. c.; repeat and join the shells with s. c.

Now proceed as follows: Work 2 rows of 6 d. c. as before; 1 row of 9 d. c. as before; 3 rows of 6 d. c.; 1 row of 9 d. c.; 2 rows of 6 d. c.; 1 row of 9 d. c.; 5 rows of 6 d. c.; 1 row of 9 d. c. If a larger shawl is desired, more rows may be added.

SHAMROCK SQUARE.

FIGURE NO. 2.—Ch. 10, 1 s. c. in sixth stitch from needle; ch. 5, s. c. in same stitch as last s. c., twice; this forms three loops which are the foundation of the shamrock. Next, 1 s. c., 1 half d. c., 5 d. c., 1 half d. c., 1 s. c. in each loop formed by five chains. 1 s. c. in stitch where loops began, 4 s. c. over the remainder of chain-10; this forms leaves and stem of center shamrock.

First row.—Chain 8, s. c. in third d. c. of first leaf of shamrock, chain 5, d. c. between first and second leaf, chain 5, s. c. in third d. c. of next leaf, chain 5, d. c. between next two leaves, chain 5, s. c. in third d. c. of last leaf,

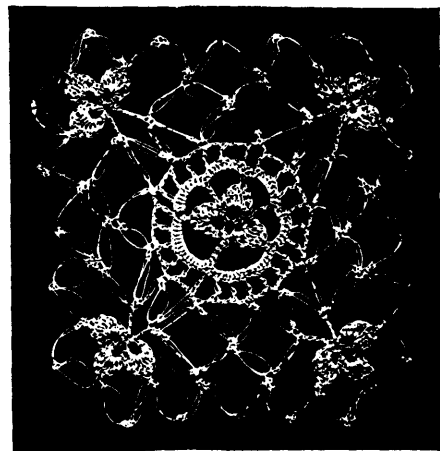



FIGURE NO. 2.—SHAMROCK SQUARE.

ribbon in white, or a delicate tint matching the tea-service, threaded through the joinings.

Bathing and Bathing Costumes.

If indulged in with moderation, great benefit may be derived from surf bathing, not only because of the medicinal property of salt water, but as well on account of the massage of the waves.

SWIMMING.—The art of supporting the body in water can be acquired easily enough



9111

if the pupil have confidence in herself and in her instructor. Swimming in salt water is far easier than in fresh water. The specific gravity of the former is considerably greater than that of the latter, and the body by displacing a greater weight is the more easily buoyed up, less exertion being required to keep afloat. The various movements made and positions taken in swimming after awhile become mechanical, and when once learned are never forgotten. The philosophy of swimming is to give the body motion so as to cause it to ride upon layers of water.

THE BREAST STROKE.—The breast stroke, being easiest, is usually taught first. In the first position the heels are held close together

and the legs are drawn up. The palms of the hands are also held close together, the thumbs near the chin. In the first

movement the hands and feet are simultaneously thrust out with energy, the legs being separated widely and the arms stretched to their fullest length.

The legs are then brought together with vigor until they nearly touch. In the second movement the hands are separated, the palms being turned slightly outward so as to press against the water and the arms make a backward sweeping stroke until they are in line with the shoulders. At the same time the legs are drawn up slowly to the first position. In the third movement the hands are turned until vertical and brought back under the chin as at first. These movements are repeated over and over again. In drawing up the legs, the toes should be pointed backward to avoid the resistance of the water against the instep.

THE SIDE STROKE.

—The side stroke is adopted only by expert swimmers for speed or racing. In using it the swimmer turns on her side at the beginning of every stroke and her body cuts the water edgewise, thus offering less resistance than when lying squarely upon the water as in the breast stroke. The entire reach and strength of the


arm used in making the stroke are brought into play. Another reason why this is an advantageous position is because the pressure on the chest is lessened and breathing thus becomes easier. The hand-over-hand and overhead strokes are favorites with men, but are rarely attempted by women, as they tax the muscles of the abdomen too severely.

SWIMMING ON THE BACK.—Swimming on the back is very restful, since it is not necessary to exert the arms; but unless the water be free from obstructions, which cannot readily be seen when in this position, the swimmer is in constant danger of collisions. To change from the breast stroke or side stroke to this position, simply turn over in the water as you would in bed, and to prevent water from splashing in the face,


paddle gently with the hands, the arms being held just under the surface of the water, parallel with the body and close to it, the

legs assuming the various positions described in the breast stroke. The chest is expanded and the head is held well up, the chin resting

upon the chest. Paddling with the hands is not absolutely necessary, but it assists locomotion. If the legs become tired, keep them together and use the arms for propulsion by extending them until they form a right angle with the body, and then, with the hands held vertically, make a stroke downward until they are parallel with the body, repeating the operation and taking care to keep the hands horizontal in the recovery. Much self confidence is required in floating. The mouth should be kept closed, as, in fact, it should be always while swimming. The lungs should be well filled with air before beginning to float and should be kept as nearly so as possible. By swimming on the back, one can save a drowning person more readily than in any other



751



9113



9112

way, as the legs only are required to propel the body, the arms being free to hold the person to be saved.

It is unwise to take a sudden plunge into the water upon first coming from the dressing room. Take a turn or two about the beach before entering the water. Twenty minutes should be the limit for robust bathers in water whose temperature is not less than 38 degrees. Eight minutes are considered quite long enough for those who are not

strong, and a surf bath should not be taken oftener than every other day. It is well, even when not swimming, to move about in the water, and on leaving it a bath-robe should be at once thrown over the body for protection while walking from the beach to the bath house. When the bathing suit is removed, which should be done as quickly as possible, the body should be vigorously rubbed with a coarse bath towel. Everyone knows that bathing immediately after a meal is dangerous. At least two hours should elapse after eating before taking a bath, but after coming out of the water some light refreshment may be taken with benefit.

The designs for bathing costumes this year are as varied as they are attractive.


As regards materials, flannel is almost entirely in disuse for bathing suits worn by ladies and girls, alpaca or brilliantine being preferred because of its springy qualities, which prevents it from presenting an ungracefully limp appearance when wet. China and surah silks are used for dressy suits, but heavy silk is preferable for the same reason that mohair is more desirable than flannel. Faille silk is of firm weave and is, therefore, as good as any for the purpose. Very jaunty effects are produced in decoration by the use of braid or bands of the material, and very often tiny pearl buttons or embroidered emblems are added. Color contrast is very generally aimed at; it may be arranged by a

and white mohair for Ladies or Girls is made by pattern No. 9113, which costs 30 cents. It consists of a body and drawers in one and

which has full bloomers cut in one with the body. White braid forms the decoration.

A simple but effective costume in Russian style for either Ladies or Girls is shown made of white alpaca by pattern No. 9112, which costs 30 cents. The body has a yoke and is cut in one with the drawers. The closing is made at the left side in Russian style and the two-piece skirt is closed at the side to accord. The neck may be high instead of in the becoming square outline here shown and long sleeves may take the place of the short puff sleeves.

Pattern No. 1179, price 35 cents, contains a Ladies' Empire bathing costume that may be worn with tights or made with Turkish drawers finished in frills at the bottom. The costume is shown made of black and white serge; it has the picturesque short-



8379

a circular skirt which may be made in tunic length instead of the regular length here pictured. The body has a shield framed by the ends of a sailor collar, and it may have an open neck, if preferred. The sleeves may be in sailor style or in short puffs.

Black brilliantine was selected for making



7691

waisted effect peculiar to the Empire modes, and the neck, which is square in front, is finished with a sailor collar and an ornament that falls on the front. The skirt is rather long and Empire puff sleeves complete the costume harmoniously.

Dark-blue surah silk, with a white braid decoration, may be chosen for the stylish suit embraced in pattern No. 8379, which costs 35 cents. The closing of the combination blouse and drawers is made through a box-plait, and a fancy sailor-collar frames a removable shield, the collar standing out in points on the short puff sleeves. The skirt is in the full flowing style and the pattern provides that the sleeves may be of the full-length bishop variety and the drawers plain or in Knickerbocker style.

A double-breasted effect gives character to the suit cut by pattern No. 7643, price 35 cents. The material is black serge, and broad white braid lends an agreeable decorative touch. The skirt may be in circular or gathered style. The sleeves may be in short puff style, if these are preferred to the leg-o'-mutton sleeves illustrated.

Gray and white serge are effectively united in the Misses' costume made according to pattern No. 7691, price 30 cents. The pretty blouse, which is extended to form the drawers, may have a high or open neck and long sleeves may be substituted for the short full puffs here used. The skirt is provided with generous fullness.




1179

combination of materials, or it may be supplied by the trimming.

A French bathing costume of heavy black silk is represented in pattern No. 9111, price 30 cents, the scroll decoration of white soutache adding to its smart effect. A triple-pointed yoke outlined by a gathered ruffle, a pointed girdle and short puff sleeves are characterizing features of the suit, which may be varied, as the pattern provides for a stock finish for the neck and for bishop sleeves. The skirt is in four gores and the body and drawers are in one. The costume is for both ladies and girls.

A very smart costume developed in blue



7643

the Misses' Knickerbocker costume representing pattern No. 751, price 25 cents. A sailor or a Byron collar, a square yoke and short or long sleeves are features of the suit,

SUMMER FANCY WORK.

FIGURE No. 1.—PIN CUSHION.—From the center of this cushion of white silk tufted with blue zephyr rises the head of a pretty blonde doll. A blue silk cord finishes the joined edges of the cushion, which is suitable for bureau or work table and may be carried out in any color scheme preferred.



FIGURE No. 1.—PIN-CUSHION.

is fancifully shaped and is made more effective when the pins form the border. Any color admired may be used for the pin-holder

FIGURE No. 2.—FANCY PIN CUSHION.—A napkin ring of white bone on which




FIGURE No. 2.—FANCY PIN-CUSHION.

view. A pretty floral design is painted around the opening in front where the face of the clock appears.

FIGURE No. 4.—NÉCESSAIRE.—This useful accessory of the work-table is so made that it may be suspended from the belt, hang near the work table or rest in the work-basket. From a ribbon bow fall several ribbon ends to which are attached an emery, a needle-case, thimble




FIGURE No. 5.—PIN-CUSHION.

a neat design is painted forms the framework of this double-headed cushion. Velvet covers the cotton that makes the cushion suitable to receive hat-pins, safety and toilette pins. It may be suspended by a ribbon



FIGURE No. 3.—CLOCK CASE.

and fine gilt or silver cord will decorate it prettily.

FIGURE No. 6.—BUREAU SCARF.—White linen is represented in this scarf, which is handsomely decorated with an embroidered design wrought in Delft-blue silk. One end is completed with fringe and the other end with a showy band of lace. Such a scarf may also be made of silk and will form a most ornamental addition to bureau or dresser. Scrim over tinted silesia or fine lawn, or dotted Swiss over some lining material of pretty hue could also be chosen for




FIGURE No. 4.—NÉCESSAIRE.

bon run through the ring or looped around it.

FIGURE No. 3.—CLOCK CASE.

—The suggestion for a pretty clock case here given may be carried out without much trouble or ex-

case and a glove-mender. The ribbon used may be of any chosen variety, either plain or fancy, or several colors may be combined. The nécessaire will be very easy to copy and its usefulness and pretty effect are evident. The various articles, such as the glove-mender, emery-bag, etc., can be had in light blue, pink and other tints, hence the nécessaire can be daintily made up to match the colors in a young ladies' boudoir.

FIGURE No. 5.—PIN HOLDER.—Dark-green satin embroidered in Persian-blue silk forms this pretty and useful ornament. It




FIGURE No. 6.—BUREAU SCARF.

pense. Heavy cardboard is shaped in box form exactly like the leather cases sold. The opening is at the back, as shown in the small

the scarf, and a row of insertion above a frill of edging could finish one end when the other is embroidered.

THE HOUSEKEEPER.

MEAT DISHES FROM THE FRENCH KITCHEN.—The French housekeeper has learned how to utilize many of the less costly parts of beef, mutton and pork, making savory and inexpensive dishes from them.

In Americans kitchens the use of tripe is not frequent yet there are ways of cooking that render this inexpensive meat most savory. Tripe is highly recommended by food experts as easy of digestion and very nourishing.

BROILED TRIPE.—Cut the honeycomb tripe into long pieces, and add a seasoning of salt and pepper. Lay in an oyster broiler and broil until of a nice brown. Lay on a serving platter and pour over it melted butter seasoned with the juice of a lemon and a sprinkling of chopped parsley.

TRIPE À LA LYONNAISE.—Cut two pounds of tripe into thin strips. Place in a frying pan one ounce of butter, add a slice of onion and fry until colored. Then turn in the tripe, add a seasoning of salt and pepper and a very little nutmeg. Stir and cook gently until all moisture is absorbed; then add two cupfuls of strained tomato. To prepare the tomato, cook it for five minutes in a small pan, than pass it through a fine sieve to remove the seeds. After adding the tomato, cook for five minutes, then turn on a platter, add a sprinkling of chopped parsley and serve.

KIDNEY À LA FRANÇAISE.—Soak a beef kidney in cold water for one hour, changing the water two or three times as it colors; then place on the fire in fresh, cold water and gently heat to the boiling point. Drain this water from the meat and put on fresh cold water for a second heating. Again heat and again change the water. In the third water gently simmer the kidney for ten minutes. Then remove it from the fire and when cool enough to handle cut out most of the center fat and the cords. Slice thin, dip each piece in flour and fry in butter until brown. Remove the meat from the stew pan, add a teaspoonful of flour to the oil and brown thoroughly. Return the meat to the pan, add boiling water to nearly cover, stirring until a smooth sauce is formed. Add a bay leaf, salt and pepper and a quarter inch slice of lemon from which the peel has been removed. Stew gently for one hour, with the pan covered, adding more water if it reduces too much. There should be only enough water to form a rich sauce. When ready to serve, remove the bay leaf and dish on a heated platter.

BEEF KIDNEY SAUTÉAU VIN BLANC.—Cut the kidney into thin slices. Place an ounce of butter in a frying pan; heat it and add the kidney and a seasoning of salt, pepper and a little nutmeg. Cook the meat about five minutes, tossing it about in the pan; then add a tablespoonful of white wine and a half cupful of

SPANISH SAUCE.—This sauce is used with many French dishes and is made of

- 2 ounces of butter.
- 2 ounces of flour.
- 1 pint of stock or water.
- 2 cloves.
- Salt.
- 1½ ounce of lean raw ham.
- 1 carrot.
- 1 onion.
- 1 stalk of celery.
- Pepper.

Heat the butter, add the flour and stir until of a rich brown; then add the stock, ham

and other seasoning, after cutting the vegetables into small pieces. Stir until it begins to boil, then remove the pan to the back of the range and simmer gently for one hour. Skim off the oil, strain and it is ready to use.

After adding this sauce to the kidney, boil gently for five minutes, then serve.

SMOKED BEEF TONGUE.—Soak the tongue in cold water over night; then place it in enough cold water to cover it and slowly boil for five hours. Drain, lay in cold water for two or three minutes, remove the skin, trimming the thick end of the tongue neatly, and again place it in hot water for a few moments to thoroughly heat. Drain and lay on the serving dish, pouring over the meat a half pint of Spanish sauce. Add a sherry-glassful of sherry and ten chopped mushrooms to the sauce just before using.

MINCED VEAL WITH EGGS.—Remove the sinew and gristle from two pounds of baked veal and chop fine. Add salt and pepper to season and a half pint of

BÉCHEMEL SAUCE.—This is made of

- 1 ounce of butter.
- 1 ounce of flour.
- 1 pint of milk.
- 1 small onion.
- ½ ounce of lean raw ham.
- Salt and pepper to suit.

Slice the onion; place the butter in a saucepan and slightly color the onion in it; then add the milk, stir until boiling, and set in a gentle heat to boil slowly for ten minutes. Strain and use.

After adding this sauce to the meat, place all on the fire and when heated add a tablespoonful of butter. Cook for about five minutes and place on a flat dish, adding poached eggs to the top of the veal.

Minced chicken is prepared in the same way.

RÉCHAUFFÉ.—This dish may be finished in the chafing dish for the Sunday night tea. The remains of cold veal, lamb, chicken or game may be used, or a combination of veal and chicken, lamb or game, if there is not enough of one kind of meat. Chop the meat not too finely, removing all the gristle; season with salt and pepper and set in a cool place until needed. There should be one pint of meat for these proportions. Open a can of mushrooms, cut each in four pieces and set aside in a cold place. When ready to use, make a cream sauce of one and one half pint of milk and three tablespoonfuls of flour dissolved in some of the milk, adding butter, salt and pepper to taste. Add the meat and the cut mushrooms to this sauce, cover and set at one side of the range in a moderate heat to become thoroughly heated. The réchauffé should not boil, as that would toughen the mushrooms. Arrange slices of buttered toast on a heated platter, pour the mixture over them, garnish with parsley and serve.

WHAT TO SERVE AT AFTERNOON TEA.—The afternoon tea is a function that has come to stay—at least until there is offered a better solution of how to entertain a large number of friends in a pretty and inexpensive way. Besides serving the usual tea and chocolate, some dainties are offered. Confectionery is always appropriate and so are stuffed dates, fancy cakes and macaroons. Afternoon cakes are as small as the silver half-dollar, while sandwiches are but wafers in thickness and are cut into tiny

triangles, diamonds and squares. Sandwiches bear small relation to the old-fashioned meat sandwiches, a meat filling being seldom used. Neufchatel cheese, lettuce, a thin spreading of mayonnaise dressing—these make the fillings of the modern sandwich. If meat is used, it is of finely-chopped and seasoned chicken, game or other delicate variety. Following are a few of the dainties it is possible to make at home:

STUFFED DATES.—Purchase the large Turkish dates and pinch or cut out the stones. Crystalized ginger may be used for the filling, a bit of the ginger the size of the cavity to be filled being cut into shape and inserted. The dates are then rolled in granulated sugar, the sugar coating the fruit so it will not soil the gloves. Again, the stuffing may be of English walnuts, the dates being rolled in sugar as before. The pistachio nut is also used, or a stuffing of mixed nuts and candied fruit, chopped and pounded very fine. This last filling when reduced to a paste is rolled into shape and gently forced into the space from which the date-stone has been removed. Salted almonds or tiny rolls of cream candy are also used for filling. If the dates are not quite pliable, they may be steamed for a few minutes to plump them, then cooked and prepared. Served with whipped cream these dates make a capital dessert for a luncheon party.

MACAROONS.—Shell half a pound of almonds and blanch them—that is, pour boiling water on them, drain and rub between the folds of a coarse linen towel to remove the dark skin. Place them in a mortar, a few at a time, and pound until reduced to a paste; then add a teaspoonful of rose-water. Beat the whites of four eggs to a stiff, dry froth; add to them two cupfuls of powdered sugar and one-half teaspoonful of almond essence. Mix well and add the almond paste. Oil yellow or white tea paper, drop the mixture on it by the teaspoonful, placing the macaroons far enough apart so they will not touch in baking. Bake slowly until of a delicate brown.

CHOCOLATE MACAROONS are made in the same way, adding one ounce of chocolate that has been melted over hot water.

KISSES.—Beat the whites of two eggs to a stiff, dry froth, add four heaping tablespoonfuls of powdered sugar, one cupful of chopped nuts and vanilla to flavor. The sugar should be sifted through a sieve before using. Mix quickly, drop by the teaspoonful on oiled paper and bake in a moderate oven.

VANILLA FINGERS:—


- 1 pound of sugar.
- ¼ pound of almonds.
- 2 eggs (whites).
- 1 tablespoonful of vanilla.

Grate the almonds fine; beat the eggs stiff; add the sugar, nuts and flavoring; sprinkle the baking board with flour; turn out the mixture on this white bed; add flour to the top and knead as though bread dough until smooth; roll out as thin as a knife blade; cut into strips two inches long and a finger in width; place on buttered sheets and bake in a gentle oven until golden. These fingers will be hollow inside and will have risen considerably.

CAKES:—

- ¾ pound of sugar.
- ¾ pound of butter.
- ¾ pound of flour.
- 4 eggs.

Cream the butter and the sugar together; add the beaten eggs and the flour; then knead on a board until very smooth; roll thin and cut out with a round cutter not larger than a fifty-cent piece; brush each cake with beaten egg and sprinkle with granulated sugar; bake on sheets of white paper in a moderate oven until browned.



ABBREVIATIONS USED IN MAKING TATTING.

d. s.—Double-stitch or the two halves forming one stitch. p.—Picot. *.—Indicates a repetition as directed wherever a * is seen.

TATTED EDGING.

FIGURE NO. 1.—In making this edging as fine or coarse cotton or thread as desired




FIGURE NO. 1.—TATTED EDGING.

may be used; the finer, the prettier will be the result, but, of course, the more tedious will be the work.

First row.—This is composed of a double row of rings. Each ring has 16 d. s. and 3 p. separated by 4 d. s. Make 1st ring, turn; make 2nd ring like 1st, turn; make 3rd ring like 1st, except join 1st p. to last p. of 1st ring, turn; make 4th ring like 3d., join 1st p. to last p. of 2nd ring, turn; and continue making rings until you have a strip as long as you require; break thread and work as follows:

Second row.—This is composed of rosettes, each having four rings made of 4 d. s., 1 p., 2 d. s., 1 p., 2 d. s., 1 p., 2 d. s., 1 p., 2 d. s., 1 p., 4 d. s., draw up and make 2nd ring like 1st, join 1st p. to last p. of 1st ring; join 3rd p. to 2nd p. of 1st ring in 1st row; make 3rd ring like 2nd ring, join 3rd p. to 2nd p. of 3rd ring in 1st row; make 4th ring like 1st, join 1st p. to last p. of 3rd ring; join 4th ring to 1st ring by drawing shuttle thread through last p. of 4th ring; then same loop through 1st p. of 1st ring; put shuttle through loop and draw up tight; fasten thread under rosette, then down under 1st row; leave $\frac{1}{2}$ inch and make 2nd rosette like 1st, skip one ring in 1st row, and join 2nd rosette to 7th and 9th ring in 1st row. Continue making rosettes until as long as 1st row, then break thread and begin 3rd row which is also rosettes like 1st row, except that you join 3d row of rosettes so they come between rosettes of 2nd row; continue until as long as 2nd row; break thread and make 4th row, which is composed of wheels, each

wheel having a center ring and 8 rings around it. Make center of 18 d. s. and 8 p. separated by 2 d. s.; make each ring with 4 d. s., 1 p., 2 d. s., 1 p., 2 d. s., 1 p., 2 d. s., 1 p., 2 d. s., 1 p., 4 d. s., draw up and join to 1st p. of center ring; make 2nd ring, join 1st p. to last p. of 1st ring, join 3rd p. to 3rd p. of 4th ring in 1st row; finish wheel with 6 more rings, joining 1st p. to last p. of former ring; always join to a p. of center after making each ring. Join 8th ring to first ring same as rosettes were joined; fasten thread under

der wheel and leave $\frac{1}{2}$ inch, and make 2nd wheel like 1st; make center, then make 1st ring; join 3rd p. to 3rd p. of 4th ring in 1st ring; make 2nd ring, join to 3rd ring of 1st wheel; make 3rd ring, join to 3rd p. of 3rd ring in 1st row; make 4th ring, join to 3rd p. of 4th ring in 2nd row; finish wheel same as 1st wheel; continue making wheels like 2nd wheel until as long as other rows; break thread and fasten under 1st wheel; make the point of wheels like 4th row. Make center ring of 1st wheel; make 1st ring, join to 5th ring in 1st wheel of 4th row; make 2nd ring, join to 8th ring of 2nd wheel of 4th row; finish wheel same as last row. Make 2nd wheel, join 1st ring to 4th ring of 1st wheel; make 2nd ring, join to 3rd ring of 1st wheel, make 3rd ring, join to 7th ring of 2nd wheel in 4th row; make 4th ring, join to 8th ring of 3rd wheel in 4th row; finish wheel, break thread and make center of wheel on point; join 1st ring to 5th ring of 1st wheel in 5th row; make 2nd ring, join to 8th ring in 2nd wheel of 5th row, which finishes one point; fasten thread under wheel, break thread, make center of wheel for 2nd point; make 1st ring, join to 7th ring in 4th wheel in 4th row;

make 2nd wheel, join to 8th ring in 5th wheel of 4th row; finish wheel. Make 2nd wheel like 2nd wheel of 1st point; make 3rd wheel like 8th wheel of point; continue making points until lace is finished.

TATTED INSERTION.

FIGURE NO. 2.—*First row.*—This is composed of a double row of rings, each ring having 16 d. s. and 3 p. separated by 4 d. s.; make 1st ring, turn, and make 2nd ring like 1st, turn; make 3rd ring like 2nd except join 1st p. to last p. of 1st ring, turn; make 4th ring like 3rd, join 1st to last p. of 2nd ring; turn, and continue until strip is as long as required; break the thread and begin 2nd row, which is composed of rosettes, each rosette having 4 rings: make 1st ring of 4 d. s., 1 p., 2 d. s., 1 p., 2 d. s., 1 p., 2 d. s., 1 p., 4 d. s., draw up. Make 2nd ring like 1st, join 1st p. to last p. of 1st ring, and join 3rd p. to 2nd p. of 1st ring in 1st row. Make 3rd ring like 2nd, join 3rd p. to 2nd p. of 3rd ring in 1st row. Make 4th ring like 1st ring, join 1st p. to last p. of 3rd ring in rosette, join 4th ring to 1st ring by drawing shuttle thread through last p. of 4th ring; then same loop through 1st p. of 1st ring; put shuttle through loop and draw up tight; fasten thread under rosette, then down under 1st row; leave half an inch of thread and make 2nd rosette like 1st; skip 5th ring in 1st row, and join 1st and 2nd rings of 2nd rosette to 7th and 9th rings of 1st row; finish rosette same as 1st rosette. Continue making rosettes the length of 1st row.

The 3rd row is composed of rosettes like 2nd row. Make 1st rosette, join 3rd p. of 1st ring to 3rd p. of 4th ring in 1st rosette of 2nd row; finish 1st rosette same as other rosettes. Make 2nd rosette, join 2nd p. of 1st ring to 3rd p. of 4th ring in 1st rosette of 2nd row; make 2nd ring, join to 4th ring of 2nd rosette in 2nd row; finish rosette same as 1st. Continue making rosettes, joining them so they come between the rosettes of




FIGURE NO. 2.—TATTED INSERTION.

last row. The 4th row is made just like 1st row, always leaving one ring between each rosette.

THE CARE OF THE EYES.

LET the shape and coloring of the eye be ever so fine, if the brows are badly outlined, thin or too bushy, or the eyelashes are short, irregular and scanty, the edges of the lid covered with scales and reddened, if there are dark circles, or the skin about the eyes is wrinkled, baggy and flabby, beauty is wanting, even though the features are regular and the complexion good.

The eye socket is filled with fat, which pads it out. It is also plentifully supplied with blood vessels. The puffiness under the eye is occasioned by general conditions—exhaustion, diseases of the kidney or liver, over fatigue. The black circles under the eyes, are due to a certain thinness of the skin. In treating these conditions it is necessary to look out for general defects in the health and to try to give tone to the skin about the eyes by frequently bathing with cold water, by gentle massage, and sometimes by the application of tannic acid and glycerine, twenty grains of the acid to an ounce of the glycerine.

The eyelids are often reddened, inflamed, covered with scales and subject to styes. The scales may usually be removed by an application of the yellow oxide of mercury, fifteen grains to half an ounce of vaseline, or by a sulphur ointment, ten or fifteen grains of precipitated sulphur to the ounce of vaseline.

Styes are little abscesses in the hair follicles. As soon as the matter appears, it should be pricked, for it is only after the pus has been evacuated that the sty will heal. If the eyelid is inflamed and there is a succession of styes, it is well to use either the mercury or sulphur ointment.

It is not our intention to dwell upon serious forms of inflammation, for which one should always consult a physician. As inflammations of the eye are contagious one should be careful not to use handkerchiefs or towels which have come in contact with inflamed eyes, as it is not at all unlikely that the pus cells thus transferred will create inflammation. It is well not to let even a slight inflammation go without intelligent care. Do not recommend to others medicines for the eyes or use medicines recommended by any but a physician. The eye is too delicate in its structure to risk such experimenting.

There are a few domestic remedies which one can apply in cases of slight inflammation, produced by getting something into the eyes, exposure to the cold, or overstraining them by close application to fine work, or reading when the light was not as it should be. Best of all is a solution of salt and tepid water of about the saline strength of tears. Wash the eyes thoroughly in this mixture. Put the salted water in a glass and open the eye in it so that it may be laved with the solution. Applications of very hot water on pieces of folded linen for ten or fifteen minutes at a time, with intervals of rest of an hour or two, will often give relief. One of the best means of allaying inflammation of the eye is the application of cold, which is best done by having a large block of ice in a basin and placing upon it a number of bits of linen large enough to cover the eye when folded once. These can be easily changed from the ice to the eye every few minutes. This treatment should be kept up for a longer or shorter time, according to the severity of the inflammation. It is well to have at hand a simple eye-wash. One composed of ten grains of borax (biboate of sodium) to an ounce of camphor water—not the spirits of camphor, which is too strong and harsh for

the eyes—is excellent. A couple of drops of this dropped into the inflamed eye night and morning will soon subdue an inflammation which is not very extensive.

Many eyes that are weak and inflamed are so owing to defective vision and the need of glasses to correct it. Colored glasses are much used to protect the eyes from irritation and inflammation. They are of different colors and varying shades, but it has been found that the smoky-blue color is more restful to the eye than any other. Those that are somewhat convex protect the eye better than those that are flat. These convex glasses are called "shells" (*coquilles*) and come in five or six shades. It is not well to wear them too dark, unless they are used to conceal an unsightly eye or the inflammation is so great that it is wished to put the eye at rest. It is not now so much as formerly the custom to shut up in dark rooms patients suffering from trouble with the eyes, as the same result can be accomplished by protecting the eye from the light either by bandages or dark glasses. The old eye protectors made of stiff pasteboard and covered with silk are in disfavor, as they may be pushed into the eye, especially when worn by children, and they may also carry infection.

Far-sightedness may be of two varieties, that occasioned by the natural conformation of the eye—and this very often happens—and that occasioned by the flattening of the eye through age. The latter usually occurs at the age of forty-five, though it may happen earlier.

The third cause for which it is necessary to wear glasses is called astigmatism, by which it is meant that the image is blurred and rendered imperfect upon the retina from the fact that there are irregularities and imperfections in the cornea or lens of the eye. The constant attempt of the mind to see and adjust these imperfect images gives rise to a great deal of trouble, and those that have this irregularity of vision are apt to suffer from headache, nervousness, nausea and depression of spirits, which nothing alleviates until the trouble is diagnosed and relieved by glasses. Generally there is associated with astigmatism either near-sightedness or far-sightedness.

The fourth condition which glasses may relieve is that occasioned by muscular weakness. The eye-ball is surrounded by muscles which turn it in every direction. If the action is perfect and the proper balance is kept among them there is no trouble, but if one muscle pulls more strongly than do the others one eye or both are turned inward towards the nose, or pulled outward. This is what is called "squint" or cross-eyes. If the trouble is slight glasses may overcome it, otherwise an operation is necessary. Some physicians think that even a slight squint produces great nervous disturbance, even fits, and operate on all who show any muscular disturbance or irregularity. The operation is both simple and safe and as it is done under cocaine, except with young children who are with difficulty kept quiet, it is without pain.

Glasses should always be fitted with the greatest care, by a regular oculist. It is unwise for one to use glasses, as is frequently done, without having them fitted, especially those who wear glasses because of the changes brought about by advancing years. To wear glasses successfully they should be properly adjusted to the eye. They should clear the lashes and slant a little forward.

DOMESTIC SCIENCE.

FLAVORED MUTTON.—If onion flavoring is liked, place a few slices upon the top of mutton and lamb while it is roasting, and an improvement in the meat will be recognized.

CARAMEL FOR SAUCES AND SOUPS.—Stir a cup of granulated sugar over the fire in a baking pan that is not valued for its brightness until it is very near burning. While smoking, pour into a cup of cold water and stir for five minutes or until the sugar is melted. When cool, cork in a bottle and keep in a cool, dark place for browning sauces, gravies and consommé or bouillon. Caramel should always be in readiness for the many uses to which it may be applied.

TO CLEAN BED-TICKING WITHOUT REMOVAL.—Spread over bed-ticking stains a paste made of soft soap and starch. When dry, scrape off with a dull knife, sweep clean with a little broom and then wipe off with a damp—not wet—sponge.

TO CLEAN AND FRESHEN WOOLEN GOODS.—Rip apart, shake and brush carefully while the pieces are on a flat board or kitchen table. Sponge its entire surface on both sides with a mixture made of one-half cup of ammonia, one-half cup ox-gall and half a pint of soft water. If there are soiled spots, rub them clean. Hang flat on a line and before the material is dry press it on the wrong side with a moderately hot iron and the goods will look as if new.

TO FREE BROTHS AND SOUPS FROM FAT.—When broth is cold, remove all the fat that can be gathered. Still there will be escaped particles. Heat the broth and drag across its top a piece of clean blotting or butcher's paper, by which process every hint of oil may be removed.

MUSTARD SAUCE.—A Boston formula for mustard-sauce is as follows: To two table-spoonfuls of mustard add one of salt, one of sugar and one of butter. Mix thoroughly and add the beaten yolk of one egg, then the white whipped to a froth. Mix well and pour it into a bowl set over hot water with half a cup of hot vinegar. As soon as it thickens—it must boil—it is ready for use.

OLD FEATHER PILLOWS.—These will almost renew their pristine lightness if left out in a Summer rain until they are thoroughly wet. They may be dried by pinning them to a line and beating them well afterward.

GAS SHADES.—The ballet girls' petticoat lamp shade is pretty but dangerous where there are matches. It is also a dust-inviting attraction. The ultra- neat housewife will be glad to sacrifice her love of color and frivolity in tulle and gauze to globes of cut or painted glass or those of translucent something that looks like porcelain but isn't. Then there are the Marie Antoinette shades, stiff and bell-like painted covers that are rather pretty.

TO SAVE THE YOLKS OF EGGS.—The whites of eggs are frequently needed and not the yolks. To preserve the latter, slip them unbroken into a deep narrow dish—a marmalade jar being suitable—and pour softly over them a covering of cold water. Set them in a cool place and they will remain fresh for several days. When the whites of eggs are left over, they cannot be kept at their best for more than a day or two, even in an ice-box. If they are to be used for cakes in which soda is an ingredient, a little fresh milk may be gently turned over them, the same to be used when they are.

✦ OF INTEREST TO WOMEN. ✦

THE GRADUATION PHOTOGRAPH.

Unless the girl graduate of 1897 differs radically from her predecessors, she will assuredly distribute her photograph among the members of her class. This memento becomes one of the most cherished possessions of after years, and she is wise who knows how to dress for it so that it will not in a short time look out of date. The hair should be combed a trifle high, as for evening wear. To engage a hair-dresser and have made an entire change in the ordinary arrangement of the hair is unwise, as the new adjustment will look unfamiliar and strange in the picture. It is a serious thing to change the style of dressing the hair at any time and especially so upon such an occasion. The new coiffure may never be worn again and the effect of a photograph taken in it is practically that of a masquerade. The hair should be worn as usual. The most acceptable gown for such a picture is one for evening wear. As the head and shoulders make a more pleasing picture than a full-length portrait, only the evening waist need be carried—or worn—to the photographer's. This may be of white, pale-blue or black, with round neck outlined with a deep ruffle of chiffon or lace. While black is rather sombre for such a picture, it is especially charitable to most wearers, beautifully framing a white throat and giving a very refined effect. To wear the graduation gown and insist upon a full-length portrait is not advised, since the discriminating observer will see at once that the original of that photograph does not know the full-length portrait is passé. Moreover, the new gown is likely to fall in awkward

folds and one is never quite at ease in a fresh frock. Never have a picture taken when out of spirits or half ill. It is far from a comfortable task at the best, this sitting for a picture. The secret of a life-like camera portrait lies in the utter forgetfulness of surroundings and an entire avoidance of anything suggesting "posing."

FLOWERS—NATURAL AND ARTIFICIAL.

The powers that be must have so arranged the time of graduation that Nature could show her appreciation of this momentous event. The month of flowers has long been the favorite for weddings and commencements, for flowers play a most important part in modern life, and to-day no function is complete without them. During the Winter, flowers, either natural or artificial—and sometimes both—were requisites for my lady's evening or dinner gowns. The revival of the use of artificial flowers is a most welcome one, as beautiful effects are obtained on evening dresses by their aid. Artificial ferns for the table were also received with surprising approval last Winter. The average hostess finds it not only expensive but impractical to keep her fern dish filled with the growing plants, which retain their brightness but a short time. The artificial ferns are so cleverly made and grouped that only the closest scrutiny would reveal their make-up. Beautifully-filled fern dishes may be had at moderate cost, and afford a solution of the problem as to keeping ready some green accessory for the dining table. Nothing, however, can ever please as do natural flow-

ers. Their use is universal, as befitting the dark days of deepest sorrow as life's most joyous festivals. From the cradle to the grave they mark the way. To the newly-born babe are sent tiny white blossoms in congratulation upon its arrival. On that same babe grown to womanhood are showered bouquets of loveliness when she graduates and upon the day of her coming out. For both these great events are chosen delicate roses and carnations. When she becomes a bride, flowers complete her loveliness and breathe a blessing, and when her hands are folded for her last long sleep, the beautiful flowers are there to offer their mute *requiescat in pace*. For this sad day the flowers were formerly pure white only, but to-day all colors are in evidence, ribbon exactly matching them being used to tie the clusters together. Upon the occasions when my lady entertains her friends the absence of flowers would indeed be a *faux pas*. For an expensive luncheon or like function the florist is called upon for help, but for less elaborate entertaining the hostess arranges her own flowers. At a recent luncheon a graceful line of asparagus fern dotted with white carnations ran lengthwise through the center of the table, having here and there mounds of ferns and white roses. At each plate was a *boutonniere*. The green-and-white effect was not limited to the floral decorations. Baskets of green candy in wicker-work patterns held white and green bonbons, while olives, celery and radishes with their tender heart leaves left on did their part in carrying out the color scheme. The candelabra shades were green and green baby ribbon tied the rolls.

CANADA'S GREATEST HAIR GOODS HOUSE

The Dorenwend Co., Ltd.

103-105 Yonge St.

TORONTO

There are very few people living in Canada but who must have heard of the great skill of our manager, Prof. Dorenwend, as an **artist** in the manufacturing of **Hair Goods**. The perfection to which he has brought the general use of our styles is now demonstrated by the thousands upon thousands of specimens of his art worn by Ladies and Gentlemen everywhere. The refined expression and pleasing effect of the large number of heads lead people to wonder the cause of many

looking so young and attractive. A change has taken place; what is it? "The **Hair**." The hair, we say, is what should have foremost **attention**. It is the great **conductor** to **remodel** the **head**, to **refine** the **face**, and to bring forth any desired effect.

Our goods are manufactured with the view of giving **Health, Comfort and Young Appearance**, and what more can we expect? Is that not what we are after?

When we see our hair has gone, we are going down the hill. Why should we not improve our appearance when Dorenwend's styles can give you more benefit than ever your natural hair could. Read and see what we can do for you, and remember we can send you any article by mail, and when sample of hair, instructions regarding style and amount is sent us, we can please you just the same as if the goods had your personal selection. A few of our **Leaders** are here mentioned.



THE BELLINA BANG.



THE PARISIAN BANG.

THE BELLINA BANG—A great boon for ladies whose faces are long—full fluffy on sides, flat wavy on top, with blind or natural parting, selling at \$3.00, 5.00, \$6.00, 8.00 and 10.00, according to size.

THE FLUFFY SHINGLED BANG.—With or without parting, becoming to medium round faces, at \$2.00, 3.00, 4.00 and 5.00.

THE PARISIAN BANG, with long back hair covering grey or thin hair, \$5.00, 6.00, 7.50, 8.50, 10.00, 12.00 and up.

LADIES' OPEN WIG STYLES, Ventilated.—Can be worn in high or low coil, \$10.00, 15.00, 20.00, \$25.00, 30.00 and up.

A GREAT DEAL OF BACK HAIR FASHIONABLE SWITCHES.—All long hair, short stem, at \$1.00, 1.50, 2.00, 3.00, 4.00, 5.00, 8.00, 10.00, 12.00 and up, according to length and shade. We sell thousands of Switches just now. We do not manufacture anything but first quality cut hair, cut by our own cutters in Europe. We warn the public against spurious goods made of China hair and other rubbish, purported to be first quality. **Our thirty years' standing is a Guarantee of OUR goods.**

OUR GENTLEMEN'S FEATHER-WEIGHT TOUPEES AND WIGS are worn by the leading men everywhere. Write for catalogue and full information.

A very popular article which we are manufacturing and selling to **LADIES** is our "**CURLINE**," used for curling, crimping and frizzing the hair. Sold at 25c. per bottle. This preparation can be obtained of all druggists, if not, send to



THE FLUFFY SHINGLED BANG



SWITCHES.


THE DORENWEND CO., LTD.

103-105 YONGE ST.

TORONTO

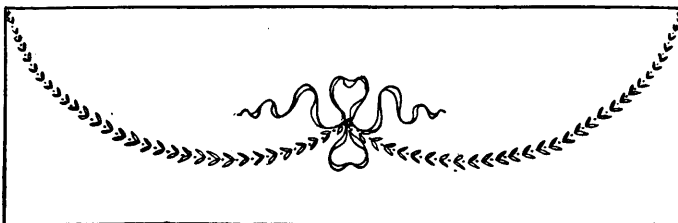


✦ A WEDDING GIFT. ✦

A happy provision, indeed, in that wide-reaching law of demand and supply is the



fact that there is always a June for brides and always brides for June. But to everyone comes a June in particular when a dear friend takes to herself a ring and flies away — a very dear friend, for whose wedding gift no device in gold or silver is too choice, but who will prize most those little tokens of affection and friendship which come to fill the bridal chest and have been fashioned by loving fingers

pillows, spreads, all bespeak the useful and ornamental but not the unique. What say you to a dainty receptacle to hold those little treasures which the bride vows she will always keep as precious mementoes of her wedding day? There are the samples of her wedding gowns, the wedding cards, the list of invited guests, a tiny box of the rice which was found the morning after the wedding, the silver piece worn in the slipper for good luck, a faded orange blossom that graced the bridal veil, the groom's gloves and necktie, perchance a piece of the wedding cake well protected in a small box by itself, and, last but not least, the marriage certificate. All may find a safe abiding place in an artistic treasure-box, which will ever be looked upon as a sacred shrine by



DESIGN FOR TOP AND SIDES.

and interwoven with happy thoughts. What shall such a present be? Doileys, tea-cloths,

any added touches in the way of decoration that may seem in keeping with the gift.

FASHIONS OF TO-DAY.

Basques lengthened to jacket depth divide favor with short basque-waists.

Fanciful revers and a full vest combine to produce an attractive effect in a jacket-basque.

Pleasing details of a jacket-basque are a skirt folded in plaits at the back and a vest crossed by a girdle and disclosed between reversed fronts.

Flowing bell sleeves are an innovation in Eton jackets.

Round back and front corners and a fanciful collar suggestive of the Medici style are the novelties in an Eton jacket with bell sleeves. Acutely-pointed flaring fronts, double frill sleeves and a tab collar distinguish another Eton jacket.

Double-breasted fronts describing a slight point at the center, a revers collar and bell sleeves are the stylish characteristics of a box Eton jacket.

Reversed fronts appear in an Eton jacket with bell sleeves. A sailor collar with ends terminating at the bust diversifies yet another Eton jacket.

A new bolero jacket has coat sleeves and notched lapels.

The plaits are again folded in the newest Norfolk jackets; and a standing collar with a pointed, overlapping end fastened at the left side emphasizes the formal character of the mode.

Sleeves with mushroom puffs relieve the severity of a pointed basque of very close adjustment.

The "lancer" basque, a severe type, invites the application of braid decorations, which give it a military air. It combines a short coat with plaits at the back, round front corners and a narrow rolling collar with short lapels.

Improving to slender figures is a basque-waist with fulness spreading across the back and front. Sleeves with mushroom puffs, and cuffs that, contrary to rule, flare over the hand in very deep points at the back, are admirable points of the garment.

The bolero of a stylish new basque-waist is varied by draped pleats.

Smooth sides and plaited fronts in a surplice waist produce an effect of extreme simplicity.

A smooth, pointed vest is framed by revers in a basque made with two sets of under-arm gores for stout figures.

The rippled peplum reappears in a basque closed at the left side of the front under a wide box-plait.

In one basque-waist the back is full only at the bottom and the fronts are full all across.

Arched and very shallow is the yoke applied only at the back of a shirt-waist with full fronts.


"SUN BURST" PLAITING

3 King Street East, TORONTO, ONT.

See advertisement in *May Delineator*, page xi, or send for price list.

ACCORDION SKIRTS
Small Plait for Waists and Ruching.

FEROE'S
Cor. King & Yonge



ON this page is illustrated a selection of

Cap and Hat Patterns,

which our patrons will no doubt be pleased to inspect.

The Patterns can be had from Ourselves, or from Agents for the Sale of our goods.

ADDRESS:

The Butterick Publishing Co. (Limited),



8413

Ladies' Sun-Bonnet.
One size.
Price,
7d. or 15 cents.



7617

Ladies' Poke Sun-Bonnet (Known as the "Kiss-Me-Quick" or Martha Washington Sun-Bonnet).
One size.
Price, 7d. or 15 cents.



2095

Misses' and Girls' Sun-Bonnet: 4 sizes.
Ages, 6 to 15 years.
Any size,
7d. or 15 cents.



6924

Little Girls' Bonnet: 4 sizes.
Ages, 1 to 7 years.
Any size,
5d. or 10 cents.



7618

Misses' and Girls' Poke Sun-Bonnet (Known as the Kiss-Me-Quick or Martha Washington Sun-Bonnet): 8 sizes. Ages, 2 to 16 years. Any size, 5d. or 10 cents.



8411

Little Girls' Bonnet or Sun-Bonnet: 5 sizes.
Ages, 1 to 9 years.
Any size,
5d. or 10 cents.



8444

Misses' and Girls' French Sun-Bonnet: 8 sizes. Ages, 2 to 16 years.
Any size, 5d. or 10 cents.




8443

Ladies' French Sun-Bonnet.
One size.
Price,
7d. or 15 cents.



2214

Little Girls' Sun-Bonnet: 4 sizes.
Ages, 2 to 8 years.
Any size,
5d. or 10 cents.



8412

Little Girls' Bonnet or Sun-Bonnet: 5 sizes.
Ages, 1 to 9 years.
Any size,
5d. or 10 cents.



1183



1183

Plaited Tam O'Shanter Cap (Known as the Douglas' Cap): 7 sizes.
Cap sizes, 6 to 7 $\frac{1}{4}$; or head measures, 19 $\frac{1}{4}$ to 23 $\frac{3}{4}$ inches.
Any size,
5d. or 10 cents.



7836

Rob Roy Cap: 7 sizes. Cap sizes, 6 to 7 $\frac{1}{4}$; or head measures, 19 $\frac{1}{4}$ to 23 $\frac{3}{4}$ inches.
Any size,
5d. or 10 cents.



7836

Octagonal Tam O'Shanter Cap: 7 sizes. Cap sizes, 6 to 7 $\frac{1}{4}$; or head measures, 19 $\frac{1}{4}$ to 23 $\frac{3}{4}$ inches.
Any size, 5d. or 10 cents.



6194

Ladies Sun or Garden Hat.
One size.
Price,
5d. or 10 cents.



845

Tam O'Shanter Cap: 7 sizes. Cap sizes, 6 to 7 $\frac{1}{4}$; or head measures, 19 $\frac{1}{4}$ to 23 $\frac{3}{4}$ inches.
Any size,
5d. or 10 cents.



847



4492

Misses' and Girls' Sun-Bonnet: 8 sizes.
Ages, 2 to 16 years.
Any size,
7d. or 15 cents.

How to take Measures for Patterns.



To Measure for a Lady's Basque or any Garment requiring a Bust Measure to be taken.—Put the measure around the body, OVER the dress, close under the arms, drawing it closely—NOT TOO TIGHT.

To Measure for a Lady's Skirt or any Garment requiring a Waist Measure to be taken.—Put the measure around the waist, OVER the dress.

To Measure for a Lady's Sleeve.—Put the measure around the muscular part of the upper arm, about an inch below the lower part of the arm's-eye, drawing the tape closely—NOT TOO TIGHT.

To Measure for a Man's or Boy's Coat or Vest.—Put the measure around the body, UNDER the jacket, close under the arms, drawing it closely—NOT TOO TIGHT. In ordering for a boy, give the age also.

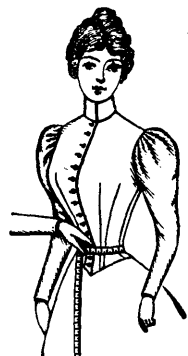
Take the MEASURES FOR MISSES' and LITTLE GIRLS' PATTERNS the SAME AS FOR LADIES'. In ordering, give the ages also.



To Measure for a Man's or Boy's Overcoat.—Measure around the breast, OVER the garment the coat is to be worn over. In ordering for a boy, give the age also.

To Measure for a Man's or Boy's Trousers.—Put the measure around the body, OVER the trousers at the waist, drawing it closely—NOT TOO TIGHT. In ordering for a boy, give the age also.

To Measure for a Man's or Boy's Shirt.—For the size of the neck, measure the exact size where the neck-band encircles it, and allow one inch—thus, if the exact size be 14 inches, select a Pattern marked 15 inches. For the breast, put the measure around the body, OVER the vest, UNDER the jacket or coat, close under the arms, drawing it closely—NOT TOO TIGHT. In ordering a Boy's Shirt Pattern, give the age also.



Offer to Purchasers of Patterns.

To any retail customer sending us by mail, at one time, \$1.00 or more for patterns, we will, on receipt thereof, send a copy of THE METROPOLITAN CATALOGUE, postpaid, free of charge. Or, to any retail customer sending us by mail, at one time, 50 cents for Patterns, with 10 cents additional, we will forward, on receipt thereof, a copy of THE METROPOLITAN CATALOGUE.

Rates for Packages of Patterns.

On orders for Packages of Patterns the following Discounts will be allowed, but the Entire Amount must be ordered at one time.

On Receipt of \$3.00, we will allow a Selection to the Value of \$4.00 in Patterns.
 " " 5.00, " " " " 7.00 "
 " " 10.00, " " " " 15.00 "

THE DELINEATOR PUBLISHING CO. OF TORONTO, Ltd., 33 Richmond Street West, Toronto, Ont.

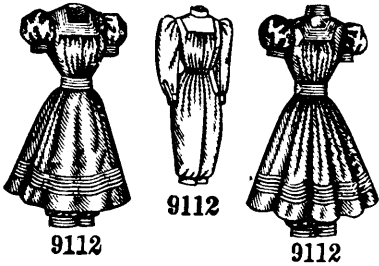
On this page is illustrated a series of Patterns of

Garments for Bathing Uses


For Ladies, Misses, Girls and Little Folks, which our Patrons will find worthy of inspection.

The Patterns can be had from Ourselves or from Agents for the Sale of our Goods. In Ordering, please specify the Numbers and Sizes (or Ages) desired.


The Butterick Publishing Co.
[LIMITED],
171 to 175 Regent Street, London, W.;
or 7 to 17 West 13th Street, New York.



9112
9112
Ladies' and Girls' Russian Bathing Costume, Consisting of a Yoke-Body and Drawers in One and a Two Piece Skirt (To be Made with a High or Square Neck and with Russian Bishop Sleeves or Short Puff Sleeves): 6 sizes. Bust measures, 24 to 44 inches. Any size, 1s. 3d. or 30 cents.



1179
1179
Ladies' Empire Bathing Costume (To be Made with the Turkish Drawers or Worn with Tights): 10 sizes. Bust measures, 28 to 46 inches. Any size, 1s. 6d. or 35 cents.



9111
9111
Ladies' and Girls' French Bathing Costume, Consisting of a Yoke-Body and Drawers in One and a Four-Gored Skirt (To be Made with a High or Round Neck and with Bishop Sleeves or Short Puff Sleeves): 6 sizes. Bust measures, 24 to 44 inches. Any size, 1s. 3d. or 30 cents.



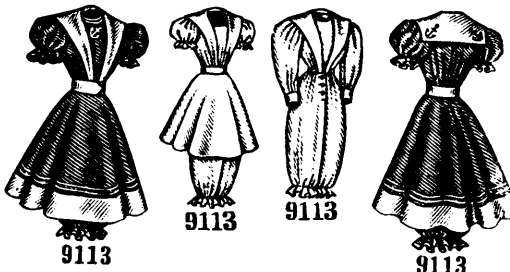
7700
7700
Child's Bathing Costume (To be Made Full or Close-Fitting, with Puff or Cap Sleeves and with the Drawers Plain or in Knickerbocker Style): 7 sizes. Ages, 2 to 8 years. Any size, 10d. or 20 cents.



7643
7643
Ladies' Bathing Costume, Consisting of a Circular or Gathered Skirt and a Combination Drawers and Double-Breasted Blouse (To be Made with a High or Open Neck, with Leg-o'-Mutton or Short Puff Sleeves and with the Drawers Plain or in Knickerbocker Style): 10 sizes. Bust measures, 28 to 46 inches. Any size, 1s. 6d. or 35 cents.




7644
7644
Misses' and Girls' Bathing Costume, Consisting of a Circular or Gathered Skirt and a Combination Drawers and Double-Breasted Blouse (To be Made with a High or Open Neck, with Leg-o'-Mutton or Short Puff Sleeves and with the Drawers Plain or in Knickerbocker Style): 6 sizes. Ages, 6 to 16 years. Any size, 1s. 3d. or 30 cents.



9113
9113
Ladies' and Girls' Sailor Bathing Costume, Consisting of a Shield Body and Drawers in One, and a Circular Skirt: that may be in Regular or Tunic Length (To be Made with a High or Open Neck and with Full-Length Sailor Sleeves or Short Puff Sleeves): 6 sizes. Bust measures, 24 to 44 inches. Any size, 1s. 3d. or 30 cents.



6838
6838
Ladies' Bathing Costume: 10 sizes. Bust measures, 28 to 46 inches. Any size, 1s. 3d. or 30 cents.



8375
8379
Ladies' Bathing Costume, Consisting of a Full Skirt and a Combination Blouse and Drawers (To be Made with a Removable Shield and with Full-Length Bishop Sleeves or Short Puff Sleeves and with the Drawers in Plain or Knickerbocker Style): 10 sizes. Bust measures, 28 to 46 inches. Any size, 1s. 6d. or 35 cents.

ANSWERS TO CORRESPONDENTS.

A. :—You should be on the lookout for carpet moths as early as February or March. An efficacious remedy is to steep one quarter pound of cayenne pepper in one gallon of water, adding to it two drachms of strychnia powder. Strain and pour this into a shallow vessel. Roll the carpet up and set each end alternately in this mixture for ten minutes. Do this after beating the carpet. Be sure the carpet is dry before tacking it down as the wet poison might injure the fingers. It will not stain the carpet. When done with the liquid, bottle and label for future use, marking it "Carpet Moth Poison."

FLORENCE F. :—Naphtha is an excellent exterminator of moths, but it must be used with extreme caution on account of the inflammable nature of its fumes. When stuffed furniture has become infested with moths, take it out of doors and pour naphtha over it until the liquid has penetrated every part. If very valuable pieces of furniture need treatment it is best to send them to some establishment that makes a specialty of destroying moths by means of steam heat or a complete immersion in a naphtha bath. Furniture should always be perfectly clean and free from dust before being submitted to steaming or the naphtha bath. Use plain or striped linen for the covers.

ALICE B. :—You might try massage for making your hands thinner.

SARAH JANE :—If you cannot attend the reception, send your card on the day of the event and during the receiving hours, if possible. Unless the invitation issued by the club bears the letters, "R.S.V.P." or their equivalent you need not acknowledge it. Vinaigrettes are filled with salts obtainable at any druggist's. Send the invitations by post or messenger.

A SUBSCRIBER :—Send your story to the publishers who seem to like matter of its kind, keeping a copy of it and enclosing a stamp for its return if not found available. But don't lie awake nights wondering why you fail to hear from them by return mail.

OPHELIA E. :—As the organdy is so fine we would advise you to have it cleaned at a scourer's. It can be made to look like new.

CUPID :—Pock-marks may be made less apparent by long continued inunctions of some soothing cream or oil and daily applications of astringent lotions, but they cannot be wholly removed. If the skin is thus kept soft and elastic, the disfiguring contractions will, to a certain extent, lose something of their tension and in that way become less noticeable.

A READER :—The bride's family provide the wedding invitations.

S. S. MAY :—A weak solution of isinglass makes a fairly good curling fluid, but a better one is composed of three ounces of clean powdered gum arabic dissolved in half a pint of rose-water. One drop of aniline red will give the mixture a rose color.

H. S. :—The small white pimples you describe are called white-heads and there is no remedy for them except to puncture each separately and press out its contents. There is no hard and fast rule for the pronunciation of proper names.

MINNEHAHA :—Call the club after the author whose works you intend to discuss—for instance: the Shakespeare, Lowell, or Browning Club.

MRS. W. E. F. :—Enlarged pores may be contracted by a careful application of acetic acid. The tiny pore alone must be touched and none of the surrounding flesh. We do not think friction alone without the use of lubricants will cause superfluous hair. Many depilatories may be used with safety.

G. M. S. :—At a noon wedding the bridegroom, best man and ushers wear black frock coats and waistcoats to match, dark-grey striped trousers, patent leather shoes, grey Suede gloves, white or pearl scarfs and silk hats. Guests do not leave cards at a wedding reception.

THE FLOWER GARDEN.

Carnations, in demand for cut flowers, should be sown as early as possible this month in the open ground and in July should be transplanted eight or ten inches apart. They will stand the Winter where the thermometer does not fall much below zero, and where the ground is covered with snow they will stand a much lower temperature, flowering the second season. If potted in the Autumn and brought into the house, they will flower during the early Spring months.

The cut-worms are now at work eating young plants off close to the ground. The mischief being done at night, many are perplexed as to its cause. Paris green dusted dry or mixed with water and sprinkled on the plants near the roots will stop their ravages. When cut-worms are discovered quick action must be taken or the whole bed of plants will be sacrificed.

During the Summer water plants liberally and often and stir the soil frequently, loosening up the ground to admit air, which helps the plant and keeps the weeds down. Allowing weeds to grow exhausts the soil fully as much as a cultivated crop. How plants will thrive by watering once or twice a week with manure water! To prepare it, build a strong framework about eighteen inches high and on this set a barrel filled with manure. Over this pour water. A gimlet hole stopped with a small wooden plug will answer as a faucet. The water can be conveniently drawn off into a watering pot or pail. The barrel should be placed in a secluded corner and hidden by quick-growing vines or tall plants such as ricinus.

If troubled with ground moles in the flower bed, a plant or two of ricinus, castor oil bean, grown in the bed will drive them away.

Physalis francheti, or Japanese Winter cherry, of recent introduction, is a decided novelty. It is of striking appearance, growing about eighteen inches high. The foliage is bright-green, making an effective background for the bright-red fruit enclosed in a semi-transparent capsule about three inches long and seven inches in circumference. This capsule at first is of light-green, gradually changing to yellow, orange and finally to crimson. It should be planted at once and treated as a tomato, to which it is related. The fruit may be eaten by those who like it. It makes a fine plant for pot culture, thrives in the house in Winter and is easily grown from seed.

Fuchsias require about the same cultivation as geraniums. A partly-shaded posi-

tion, the north side of a house or a north-west corner—a situation which very few plants will stand—seems to just suit the fuchsia, and as this particular corner is sometimes the only one available, by all means use it for fuchsias. Rex begonias are also good in this position, for low-growing plants. The fuchsias have been greatly improved, the new varieties having very handsome, large flowers. In rich soil, with a thorough watering every day, fine robust plants will be developed and covered with blooms. Of the newer kinds are: Phenomenal, a dark plum color; Molesworth, white, both double-flowering; and Black Prince, carmine, and Mrs. Marshall, carmine-and-white, for single-flowering—all excellent.

A sweet-pea trellis may be made by planting a well-braced post deeply at each end of the row and stretching three stout wires from post to post, one at the top, another three or four inches from the ground and the third wire midway. Light twigs should then be woven between the wires, the top and bottom wires on one side of the twig and the middle wire on the other.

Japanese maples are exceedingly beautiful dwarf plants. The foliage is of various beautiful colors, deepening in the Autumn, with lace-like outlines. They are hardly as far north as Boston, but in the north-western states they should be treated as pot plants and will succeed with this treatment anywhere.

For cemetery lots in which the plants can be conveniently watered several times a week, beds may be made of plants mentioned last month, but for plots that are only visited occasionally, hardy plants should be selected. For low borders armeria is unequalled, remaining green all through the year. Among taller plants, achillea, the pearl, is also good for borders. Its pure-white flowers, are borne in great profusion and resemble the chrysanthemum. The anemones are showy and bloom from August until frost. Also to be commended are: Coreopsis, iberis saxatile (dwarf white), or iberis, semperflorens, early, sweet-scented white flowers, familiar under the name candy-tuft; lychnis, double rose, blooming freely from early Spring until late Fall; pyrethrus, with fern-like foliage, flowering freely, the flowers somewhat resembling asters; spiraea with graceful foliage and fine sprays of feathery flowers. The hardy English violet is also good. For larger plants to be grown in clumps, hardy roses, yucca, funkia and helleborus may be used. Graves may be covered with English ivy, honeysuckles or clematis. Of the tender plants, petunias and verbenas will make the most showy beds with the least possible care.

THE Wall Paper King OF CANADA

IF YOU THINK OF PAPERING

a Residence, Church, Office, Lodge
Room, Public Hall, Hotel or Store

WRITE A POSTAL TO

C. B. Scantlebury,

Box 510,

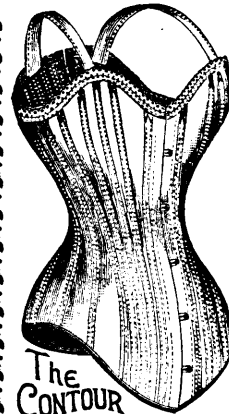
Belleville, Ont.

Mention the rooms you think of
papering, about the price you want
to pay and where you saw this "ad."

You will get by return mail large
sample books of choice Wall Paper
at the lowest prices known to the
Canadian trade, and our booklet,
"How to Paper."

We pay express charges on all orders
and guarantee satisfaction or your
money back.

References, Can. and Dom. Exports Cos.
Agents wanted everywhere.



**Faultless
in Fit**

and a corset un-
equalled on the
market to-day is

**THE
CONTOUR.**

Beware of im-
itations; each
pair is stamped
with our
name and date
of patent. If
you desire a
dress steel that
will positively
not corrode, cut
through at the
ends, or become detached, procure the

Standard Gass, Ben

MANUFACTURED BY

The **CROMPTON CORSET CO.**

TORONTO.

FOR EVERY CYCLIST!

We have just issued an attractive
and valuable Pamphlet,

Bicycle Fashions!

ITS DEPICTION OF

**Current and Coming Styles of Bicycling Attire for Ladies,
Misses, Men and Boys,**

IS SUPPLEMENTED BY A VARIETY OF INTERESTING GENERAL
INFORMATION ABOUT THE WHEEL.

An Expert's Advice on How to Select and Care for the Wheel; a Doctor's Answer to the Question, "Is Bicycling Injurious to Women?" A Bicycle Entertainment; Hints on Learning to Ride; How to Dress, etc., etc. **Pictures of the New Saddles, Handlebars, Grips, etc.**

SENT POSTPAID FOR 3d. or 5 cents.

The DELINEATOR PUBLISHING CO. OF TORONTO Limited, 33 Richmond Street West, TORONTO, ONT.

Which contains a gener-
ously illustrated résumé
of the freshest facts of
interest relating to this
fascinating sport.

BOOKS AND PAMPHLETS

ON SOCIAL CULTURE AND THE DOMESTIC SCIENCES AND ARTS.

Metropolitan Book Series.

Sold at the Uniform
Price of \$1.00
per Copy.

Good Manners. An Exhaustive Common Sense Work on latest and best ideas on etiquette.

Social Life is a Book written in Correspondence Style and Explanatory of PRACTICAL ETIQUETTE.

The Delsarte System of Physical Culture is a Reliable Text-Book, Indispensable in School and Home.

Beauty: Its Attainment and

Preservation. The MOST COMPLETE AND RELIABLE WORK ever offered.

Needle-Craft: Artistic and Practical. Replete with accurate Engravings of Decorative Needle-Work of every variety.

The Pattern Cook-Book. Showing How to Cook Well at Small Cost.

Home-Making and Housekeeping. Most Economical and Sensible Methods of Home-Making, Furnishing, Housekeeping and Domestic Work generally.

Needle and Brush: Useful and Decorative. A BOOK OF ORIGINAL, ARTISTIC DESIGNS, AND ONE THAT SHOULD BE SEEN IN EVERY BOUDOIR AND STUDIO.

Kindergarten Papers. A comprehensive and popular review of the whole Kindergarten system.

Metropolitan Art Series

Sold at the Uniform
Price of 50 cents
per Copy.

The Art of Crocheting: Introductory Volume. Replete with illustrations of Fancy Stitches, Edgings, Insertions, Garments of Various Kinds, etc.

Fancy and Practical Crochet-Work (Advanced Studies): An up-to-date Pamphlet on Crochet-Work. New Designs of Edgings and Insertions; Squares, Hexagons, Rosettes, Stars, etc.

The Art of Knitting. Introducing all the rudiments of the work, from the BASTING-ON OF STITCHES to the commencement and development of PLAIN AND INTRICATE DESIGNS.

The Art of Modern Lace-Making. Full instructions for the work, from PRIMARY STITCHES to the final details.

Wood-Carving and Pyrography or Poker-Work. The largest manual upon Wood-Carving and Pyrography ever published.

Drawing and Painting. Pencil Drawing—Tracing and Transfer Papers—Sketching—Water Colors—Oil Colors, etc., etc.

Masquerade and Carnival: Their Customs and Costumes. This book contains all the Important Points concerning Carnivals and similar festivities.

The Art of Garment Cutting, Fitting and Making. With the aid of this Book you will need no other teacher in Garment-Making.

Drawn-Work: Standard and Novel Methods. Every step of the Work, from the drawing of the threads to the completion of intricate work, is fully Illustrated and Described.

Tatting and Netting. This Pamphlet contains the two varieties of Fancy-Work named in the title, and it is the only reliable work combining the two ever issued.

Metropolitan Pamphlet Series.

Sold at the Uniform
Price of 15 cents
per copy.

Mother and Babe: Their Comfort and Care. Devoted to the interest of Young Mothers, the Care of Infants and the Preparation of their Wardrobe.

Dainty Desserts: Plain and Fancy. Directions for the preparation of Dainties adapted to the palate and the means of the epicure or the laborer.

Nursing and Nourishment for Invalids. Contains Explicit Instructions and Valuable Advice regarding the

Best Methods and Necessary Adjuncts in the Sick Room.

Tableaux, Charades and Conundrums. Charades in all their different varieties, and Tableaux and the details necessary to their Perfect Production are Freely Described and Discussed.

Fancy Drills. Contains Directions and Illustrations for the Arrangement and Production of Twelve New Fancy Drills.

Smocking, Fancy Stitches, Cross-Stitch and Darned Net Designs. Includes all of the Varieties of Needle-work mentioned, and illustrations of each of the different varieties.

The Correct Art of Candy-Making. An Illustrated Pamphlet containing reliable instructions for Candy Making.

The Perfect Art of Canning and Preserving. Contains instructions regarding the Canning of Vegetables, the Preparations of Jams, Marmalades, Jellies, Preserves, Pickles, Catsups, etc.

Extracts and Beverages. Instructions for the Preparation of Syrups, Refreshing Beverages, Colognes, Perfumes and Various Toilet Accessories.

Birds and Bird-Keeping. Instructions as to the Care, Food and Management of Songsters and Feathered Pets in general.

A Manual of Lawn Tennis. Contains a History of Tennis, the Rules and Details concerning the Development of Play.

Bees and Bee-Keeping. Profusely illustrated, and treats of the Observances and Details necessary to successful Bee-Keeping.

Uses of Crepe and Tissue Papers. Designs and Diagrams for Making Paper Flowers and Various Fancy Articles.

Weddings and Wedding Anniversaries. Contains the Latest Information and Accepted Etiquette concerning everything relating to the Marriage Ceremony.

Child Life. Discusses Influences on Pre-natal Life; Bathing, Clothing and Food for Infants; Weaning and Feeding Children After the First Year; Diseases of Infants and Young Children.

Dogs, Cats and other Pets. A Valuable Pamphlet concerning the Care of Household and Other Pets.

Health: How to Be Well and Live Long. The Special Mission of this Pamphlet is fully indicated by its subtitle.

Burnt Work. Its details can be applied to various Useful and Decorative Purposes, from Portraits to Furniture, from Dainty Toilet Articles to Panels.

Metropolitan Handy Series.

Sold at the Uniform
Price of 25 cents
per Copy.

Pastimes for Children. It is filled with Drawing Designs, Games, Instructions for Mechanical Toys, Cutting Out a Menagerie, etc., etc.

Venetian Iron Work. The details are minute, the Implements fully described, and the Designs so clear that the amateur will have no difficulty in developing the work.

Parlor Plants and Window Gardening. It tells all about Necessary Temperatures, Suitable Rooms, the Extermination of Insect Pests, and the Care of Hundreds of Plants.

Artistic Alphabet for Marking and Engrossing. This Book illustrates Fancy Letters of various sizes.

Recitations and How to Recite. It is an eminently satisfactory work from which to choose recitations for the parlor, for school exhibitions, etc.

Social Evening Entertainments. The Entertainments are Novel, Original, Amusing and Instructive.

The Dining-Room and Its Appointments is issued in the Interests of the Home, and is of value to Wives and Daughters who, by their individual care and efforts, are home makers.

The Home contains experienced advice upon the selection of a Residence, Sanitation, Renovation, Furnishing, Upholstering, Table Service, Carving, House Cleaning, etc., etc.

Day Entertainments and Other Functions. Descriptive of various Day and Other Entertainments, such as Teas, Luncheons, Fêtes, Dinners and Modern Entertainments in general.


Employments and Professions for Women. This Pamphlet is a collection of Essays and Advice upon and Concerning Vocations for Women.

If any of these Works cannot be obtained from the nearest Butterick Agency, send your Order, with the Price, direct to us, and the Publications desired will be forwarded to your Address.

THE DELINEATOR PUBLISHING CO. OF TORONTO, LTD.

33 Richmond Street West, - - - Toronto, Ont.

Summer Cloaks.



Ladies' Percales Shirt Waists, fancy colors, stripes and checks, detachable collar, sizes 32 to 42 **.50**



Ladies' American Percales Shirt waists, in fancy colors, and black and white stripes, detachable collars, sizes 32 to 42 **.75**




Ladies' Shirt Waists, made of percales and fancy muslins, good assortment of colors, detachable collars, sizes 32 to 42 **1.00**



Ladies' Shirt Waists, of printed fancy muslin, white detachable collar, sizes 32 to 42, from \$1.25 to **2.50**



Ladies' Black Worsted Twill Cloth Capes, satin faced ... **5.00**



Ladies' Stylish Circular Capes, in black silk plush, satin lined.. **5.00**



Ladies' Black Worsted Twill Cloth Capes, satin faced ... **6.50**




Ladies' Jacket, in navy and black serge, sizes 32 to 42 **3.50**



Ladies' Jacket, in fawn and brown tweed, sizes 32 to 38..... **3.00**



Misses' Jacket, in black and navy serge, sizes 14 16 and 18 years ... **3.00**



Misses' Jacket, in fawn, brown and grey tweed, sizes 14, 16 and 18 years **3.50**

THE **T. EATON CO.** LIMITED

190 YONGE STREET,

TORONTO.