



**CIHM/ICMH  
Microfiche  
Series.**

**CIHM/ICMH  
Collection de  
microfiches.**



**Canadian Institute for Historical Microreproductions / Institut canadien de microreproductions historiques**

**© 1985**

Technical and Bibliographic Notes/Notes techniques et bibliographiques

The Institute has attempted to obtain the best original copy available for filming. Features of this copy which may be bibliographically unique, which may alter any of the images in the reproduction, or which may significantly change the usual method of filming, are checked below.

L'Institut a microfilmé le meilleur exemplaire qu'il lui a été possible de se procurer. Les détails de cet exemplaire qui sont peut-être uniques du point de vue bibliographique, qui peuvent modifier une image reproduite, ou qui peuvent exiger une modification dans la méthode normale de filmage sont indiqués ci-dessous.

- Coloured covers/  
Couverture de couleur
- Covers damaged/  
Couverture endommagée
- Covers restored and/or laminated/  
Couverture restaurée et/ou pelliculée
- Cover title missing/  
Le titre de couverture manque
- Coloured maps/  
Cartes géographiques en couleur
- Coloured ink (i.e. other than blue or black)/  
Encre de couleur (i.e. autre que bleue ou noire)
- Coloured plates and/or illustrations/  
Planches et/ou illustrations en couleur
- Bound with other material/  
Relié avec d'autres documents
- Tight binding may cause shadows or distortion along interior margin/  
La reliure serrée peut causer de l'ombre ou de la distortion le long de la marge intérieure
- Blank leaves added during restoration may appear within the text. Whenever possible, these have been omitted from filming/  
Il se peut que certaines pages blanches ajoutées lors d'une restauration apparaissent dans le texte, mais, lorsque cela était possible, ces pages n'ont pas été filmées.
- Additional comments:/  
Commentaires supplémentaires:

- Coloured pages/  
Pages de couleur
- Pages damaged/  
Pages endommagées
- Pages restored and/or laminated/  
Pages restaurées et/ou pelliculées
- Pages discoloured, stained or foxed/  
Pages décolorées, tachetées ou piquées
- Pages detached/  
Pages détachées
- Showthrough/  
Transparence
- Quality of print varies/  
Qualité inégale de l'impression
- Includes supplementary material/  
Comprend du matériel supplémentaire
- Only edition available/  
Seule édition disponible
- Pages wholly or partially obscured by errata slips, tissues, etc., have been refilmed to ensure the best possible image/  
Les pages totalement ou partiellement obscurcies par un feuillet d'errata, une pelure, etc., ont été filmées à nouveau de façon à obtenir la meilleure image possible.

This item is filmed at the reduction ratio checked below/  
Ce document est filmé au taux de réduction indiqué ci-dessous.

|                          |                          |                                     |                          |                          |                          |
|--------------------------|--------------------------|-------------------------------------|--------------------------|--------------------------|--------------------------|
| 10X                      | 14X                      | 18X                                 | 22X                      | 26X                      | 30X                      |
| <input type="checkbox"/> | <input type="checkbox"/> | <input checked="" type="checkbox"/> | <input type="checkbox"/> | <input type="checkbox"/> | <input type="checkbox"/> |
| 12X                      | 16X                      | 20X                                 | 24X                      | 28X                      | 32X                      |

The co  
to the

The im  
possib  
of the  
filming

Origin  
beginn  
the las  
slon, c  
other  
first p  
sion, s  
or illus

The la  
shall c  
TINUE  
which

Maps,  
differe  
entire  
beginn  
right s  
requir  
metho

The copy filmed here has been reproduced thanks to the generosity of:


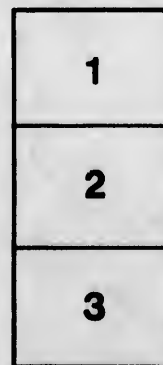

Metropolitan Toronto Library  
Science & Technology Department

The images appearing here are the best quality possible considering the condition and legibility of the original copy and in keeping with the filming contract specifications.

Original copies in printed paper covers are filmed beginning with the front cover and ending on the last page with a printed or illustrated impression, or the back cover when appropriate. All other original copies are filmed beginning on the first page with a printed or illustrated impression, and ending on the last page with a printed or illustrated impression.

The last recorded frame on each microfiche shall contain the symbol  $\rightarrow$  (meaning "CONTINUED"), or the symbol  $\nabla$  (meaning "END"), whichever applies.

Maps, plates, charts, etc., may be filmed at different reduction ratios. Those too large to be entirely included in one exposure are filmed beginning in the upper left hand corner, left to right and top to bottom, as many frames as required. The following diagrams illustrate the method:



L'exemplaire filmé fut reproduit grâce à la générosité de:

Metropolitan Toronto Library  
Science & Technology Department

Les images suivantes ont été reproduites avec le plus grand soin, compte tenu de la condition et de la netteté de l'exemplaire filmé, et en conformité avec les conditions du contrat de filmage.

Les exemplaires originaux dont la couverture en papier est imprimée sont filmés en commençant par le premier plat et en terminant soit par la dernière page qui comporte une empreinte d'impression ou d'illustration, soit par le second plat, selon le cas. Tous les autres exemplaires originaux sont filmés en commençant par la première page qui comporte une empreinte d'impression ou d'illustration et en terminant par la dernière page qui comporte une telle empreinte.

Un des symboles suivants apparaîtra sur la dernière image de chaque microfiche, selon le cas: le symbole  $\rightarrow$  signifie "A SUIVRE", le symbole  $\nabla$  signifie "FIN".

Les cartes, planches, tableaux, etc., peuvent être filmés à des taux de réduction différents. Lorsque le document est trop grand pour être reproduit en un seul cliché, il est filmé à partir de l'angle supérieur gauche, de gauche à droite, et de haut en bas, en prenant le nombre d'images nécessaire. Les diagrammes suivants illustrent la méthode.



SC

REF  
CIR

SR

REF  
CIR.

**TORONTO PUBLIC LIBRARIES**

**REFERENCE LIBRARY**

METROPOLITAN  
GENERAL  
FLORIST

103  
PROVINCE OF ONTARIO

1891  
REGISTERED



**TORONTO  
NURSERIES.**

**GEO. LESLIE & SON, Proprietors.**

The Stock at these Nurseries is grown with an especial view to hardiness and suitability to the climate of Canada, and consists in part of

**Fruit & Ornamental Trees,**

**Flowering Shrubs,**

**Roses,**

**Hardy Grape Vines,**

**Strawberry Plants,**

**Esculent Roots, &c.,**

In fact, everything usually found in similar first-class Establishments.

Packing done in the best manner to ensure safe carriage to the most distant parts.

Priced Descriptive Catalogues sent to all applicants enclosing two cent stamps for postage.

Address—

**GEO. LESLIE & SON,**

**Toronto Nurseries,**

**LESLIE RD**

THE  
COTTAGE FLORIST,

FOR

THE PROVINCE OF ONTARIO,

BEING

A COMPENDIOUS AND PRACTICAL GUIDE

TO THE

CULTIVATION OF FLOWERING PLANTS.

ADAPTED TO THE CLIMATE OF THE LATE  
PROVINCE OF UPPER CANADA.

BY

AN AMATEUR FLORIST.



TORONTO:

JAMES BAIN.

1868.



C 41029



JUL 6 1943

635.90971

C 59

MAR 23 1972

Th  
felt by  
the tr  
enabl  
cultiv

Ma  
cultur  
Amer  
itself,  
are li  
plant  
some

this,  
rienc  
novic  
clima  
inten  
relie

for t

Tr  
meet  
for t  
nity-  
publ

## P R E F A C E .

---

THIS small work is intended to supply a want long felt by the Amateur Floriculturist, for such a guide to the treatment of the various flowering plants as would enable him, though the merest tyro in gardening, to cultivate them successfully.

Many very valuable works on the subject of Floriculture have issued from the press of Britain and America, but I am not aware of any that has addressed itself, as is proposed here, to the mere beginner. Some are limited to the cultivation of particular classes of plants; others are too elaborate and expensive; while some again are mere catalogues. And in addition to this, however useful in the hands of the more experienced gardener, they are necessarily unsuited to the novice in floriculture in this Province, where the climate is so very different from that for which they were intended. In this respect the Cottage Florist may be relied on with safety, prepared, as it has been, exclusively for the Province of Ontario.

Trusting, then, that this unpretending volume may meet the want thus felt, and tend to promote a taste for the beautiful—civilizing and elevating the community—the author now submits it into the hands of the public.



## C O N T E N T S .

---

|   | PAGE. |
|---|-------|
| Aspect and Position for a Flower Garden.....                  | 9     |
| Soils suitable for Garden.....                                | 9     |
| How to lay out a Flower Garden.....                           | 10    |
| Styles of Flower Gardens.....                                 | 10    |
| Formation of Garden Walks.....                                | 11    |
| Plants suitable for edging Walks.....                         | 11    |
| Classification of Flowering Plants.....                       | 14    |
| List of Flowering Shrubs.....                                 | 14    |
| List of Flowering Perennials.....                             | 17    |
| List of Flowering Biennials.....                              | 24    |
| List of Flowering Annuals.....                                | 25    |
| List of Flowering Bulbs.....                                  | 33    |
| List of Flowering Green-house Plants for planting<br>out..... | 43    |
| List of Flowering Climbing Plants.....                        | 46    |
| Monthly Calendar.....   | 48    |

**T**  
natu  
beat  
bril  
frag  
natu  
his  
Div  
are  
and  
hin  
obj  
the  
leis  
plo

To  
plo  
de  
wh  
to  
lo  
th  
to

## THE COTTAGE FLORIST.

---

**T**HE love of flowers is so inherent a portion of our nature, that there are few who do not enjoy their beauty and sweetness, displaying as they do the most brilliant colours, the most delicate organization, the most fragrant perfumes. Indéed, he must be of a brutish nature who cannot appreciate their loveliness, and feel his soul expand with gratitude and praise to his Divine Father, whose Goodness, Power and Wisdom, are thus manifested, in clothing the Lily with purity and decking the Rose with loveliness. To surround himself with these attractive and pleasure-giving objects is the desire of every one who can appreciate the beautiful in Nature as in Art: and to devote his leisure to their cultivation and study, the aim of each plodder in the tracks of business or science.

“ Delightful task to rear the tender plant,”

To watch from day to day the ever changing, ever pleasing, phases of the garden, to trace the beauteous development of bud, and leaf, and blossom; and then what amusement so harmless, and yet so interesting, as to prepare the soil, and train the gradually expanding loveliness of its denizens. The pleasing anticipation, the anxious solicitude, the gratifying results, all tend to keep the mind in that delightful feeling of suspense,

hope, and gratification, which constitutes perhaps the truest mortal happiness. How natural, then, that the weary labourer, the intelligent mechanic, the man of business or of literature, the learned professor, the shrewd lawyer, or the hard-working clergyman, should seek to solace his mind and drive away his toil, his care, his anxiety, in the enjoyment and repose of his garden ; and in our free and happy Dominion of Canada, there need be few who cannot enjoy this attractive feature in the family home.

Yet while the love of flowers is thus so common, and the possession of a garden so desirable, disappointment and annoyance have so frequently marred the efforts of beginners, that many have given up in disgust a pursuit apparently so tantalizing and fruitless. With a view to remedy this, and aid and encourage the mere tyro in floriculture, these pages are now issued. My design is not to enter elaborately into the subject, but by a few plain directions and simple rules to enable every one to be his own gardener, and render that a pleasure which is so often a source of annoyance.

In floriculture, as in everything else, much of the success attending it will depend upon the judgment and care taken in laying the foundation.

Presuming, then, that the garden has to be made out of what may have been mere common,—and probably the house or cottage erected—the first thing to settle should be its

**ASPECT AND POSITION.**

This will of course depend in a large measure on that of the buildings, but if suitable thereto, the most favorable aspect would be one facing Westward, and it should be protected on the North and East from cold winds, either by the buildings, fences or hedges. If placed so that the parlour, dining, or sitting room windows open on it, so much the better, but communication with the kitchen department and back premises should be made elsewhere; a gentle slope will be rather an advantage if falling from the house, but at all events the ground must be free from great irregularities in height and hollow; if of small extent, made perfectly level.

**THE SOIL**

Best suited for the successful culture of most flowers is a light, friable loam, neither too light and sandy nor too heavy and rich, and by no means stiff or clayey. If the position chosen does not meet this requirement it must be made so, either by the addition of sand, lime, road sweepings, &c., to clayey land, or of decayed turf, cow-dung, clayey loam, to light sandy soil;—whatever the soil may originally be, after levelling off, the whole should be well dug and manured with thoroughly rotten dung, leaves or decayed vegetable matter, as on the proper preparation of the soil at the first will depend much of the future beauty of the garden.



The situation and aspect being settled and the ground thoroughly prepared, and the intending florist having also decided as to the style or manner in which he intends to lay it out, he should draw out the

### PLAN

On paper according to scale ; and here I would remark that serious errors often arise from adopting plans which, however suitable for one garden, are quite unsuited for another—arranging, for instance, a spot of about twenty square feet on a plan only suited to an acre lot, or a quarter acre lot on that of a ten acre garden. Should the space allotted to the Flower Garden be small, say from twenty to fifty feet square, a simple geometrical figure will look best. If a space of one hundred feet be devoted to the flower-garden, the whole may be sown with lawn grass, shrubbery planted round the sides and in clumps, and the beds neatly cut out ; but nothing looks worse than to see a small garden where the flowers are hidden by rank grass.

### THE PARTERRE STYLE

Of garden is by far the best where the space is limited, and affords the finest field for the exercise of taste—a series of ovals, circles, octagons, pentagons or squares, may be easily combined in one harmonious whole, carefully avoiding any figure with sharp angles, and arranging all so that they may tend

to a ce  
harmo  
- No  
such p  
struct  
the su  
to a r  
the la  
to the  
shoul  
levele  
stakes  
carefr  
draug  
W  
in sta

By r  
the  
perfe  
at le  
the  
inch  
inch

Or h  
and

to a central point; the general *coup d'œil* will then be harmonious and lovely.

No minute directions can here be given for forming such plan, the shape of the land and style of adjacent structures materially affecting it. I repeat, therefore, the suggestion to draw it out first on paper, according to a regular scale taken from actual measurement of the land itself, and then proceed to transfer the design to the land itself; previous to doing which, however, it should be either well ploughed or dug, manured and leveled. This done, begin by marking out with wooden stakes the boundaries of your several walks and figures, carefully measuring from point to point as in your draught plan.

When the whole design has been as it were traced in stakes, on the soil, begin to form the

### W A L K S ,

By removing a portion of the soil and throwing it on the adjacent beds. (If it is desired to make more perfect work, they should be dug to the depth of at least two feet, filled with broken bricks or stone to the depth of twelve inches or more, then about six inches of smaller stone, finishing with three or four inches of clean gravel.) An

### EDGING

Or border should now be formed round the several beds, and this should be done previous to completing the walks.

The best edging is undoubtedly one formed of Box (*Buxus Sempervirens*), for though the first cost may be greater than many other things used for that purpose, its greater durability, neatness and distinctness, will always place it first in the list of edging plants. The best time to plant is about the 10th of May, and the method of doing so as follows: Take your reel and line and mark out, say one side of your border from end to end, removing the stakes previously placed there; with a sharp spade cut a slight trench neatly along the line about six inches deep, then take your plants, which may have been previously separated into small pieces, each of which, however, should have some rootlets attached, and place them neatly in the trench with one hand, while with the other you draw some soil up to them. Proceed thus till all have been planted, then fill in your soil and gently press with the foot, finishing with graveling of the walk; water the whole thoroughly to settle the soil about the plants, and trim the tops neatly with a pair of garden shears. In winter, a slight protection may be given. Should Box be thought too expensive, there are several other plants which may be used, such as the *Iris humilis*, Thyme, Sea Lavender (*Statice Armeria*), *Phlox subulata*, Pheasant's Eye Pink, Southern Wood, and Grass; but none of these can for a moment bear comparison with Box.

Should the extent of the contemplated garden warrant the adoption of

The  
thor  
in th  
so as  
year  
clear  
rolle  
Not  
rolli  
unif  
a w  
whic  
pati  
by  
hav  
tion  
dan  
anc  
do  
(  
can  
Flo  
adr  
anc  
of  
wi  
an

**THE PICTURESQUE STYLE,**

The first thing to be done will be to have the land thoroughly dug or ploughed, and manured, (if this is done in the fall, and repeated next spring, so much the better), so as to form a lasting bed to nourish grass and plants for years; early in the spring, let the whole be sown with clean Timothy Grass and White Clover, and well rolled with a heavy roller, raked, and again rolled. Nothing further should be done that season but keep rolling every other week. The ensuing spring a fine uniform turf will form, which if carefully mown once a week will present a velvety, clean carpet, out of which to cut your beds for flowers. Proprietors impatient of this delay of a year, often seek to save time by putting on turf from some common at hand; but have afterwards to regret their hurry by the introduction into the garden of many noxious weeds, thistles, dandelions, &c., as well as from the irregular appearance of the whole. Take time, therefore, that you may do it the faster, and better.

Good taste, an eye to harmony, and sound judgment, can alone direct to the proper arrangement of the Flower-beds and borders in this style of garden. It admits of a larger introduction of Flowering Shrubs, and Trees, and greater variety in the shape and design of the several beds, but no rule can be laid down that will compensate for the want of the principle of beauty and harmony, in the mind of the gardener.

Whichever style of garden has been thus formed, either the geometrical or the picturesque, we have thus far only prepared, as it were, the canvas on which to paint the future picture. And when we have raked and moulded to shape the several beds or compartments, we have but produced the plain shield on which hereafter to emblazon our triumphs. Yet if the work has been done as already directed, the future operations of the Florist will be materially aided. Henceforth he will require to exercise his mind in reflecting on the probable results of the relative position of plants, the harmonious blending of colours, the natural habits of plants, their height, hardiness, and other qualities.

This is the work now before him; it constitutes the difference between the Florist, who makes the works of God his study; who calculates with precision the result to flow from every act he performs in his garden, and the mere possessor of a piece of land stuck full of plants, unknown and uncared for.

Plants in a floricultural sense may be classed under five divisions, viz: Shrubs, Perennials, Biennials, Annuals and Bulbs. To these may indeed be added, for large gardens, Trees, but for most cottage gardens, these are quite inadmissible.

### S H R U B S

Are hardy, deciduous plants—that is, casting their foliage every winter, and having many of the charac-

teris  
their  
the  
high  
in  
Mez  
bran  
grou  
the  
follo  
rosy  
impo  
balls  
Berb  
Oran  
(Arb  
Woo  
the  
desi  
our  
Sea  
look  
earl  
thro  
in  
cas  
shr  
W

teristics of Trees. As they are to be permanent in their positions in the garden, they are generally the first thing put in. There are several of them highly ornamental, and by no means to be forgotten in filling up the Parterre. Of these the *Daphne Mezereon*, whose blossoms, clustering the naked branches almost before the snow has left bare the ground, make it a very desirable denizen of the garden; the Double Flowering Almond—(*Amygdalis nana*)—following up the preceding with a brilliant blush of rosy blossom; the Snow Ball (*Viburnum*), as its name imports, bearing its bunches of light white flowers like balls of snow; the *Weigelia*, the *Pyrus Japonica*, the Berberry, the Snow Drop Tree (*Helesia*), the Mock Orange or *Syringa*, the Spirea, the Strawberry Tree (*Arbutus*), the Snowberry (*Symphora*); the Southern Wood (*Artemisia*), the Purple Fringe, or Smoke Tree; the holly-leaved Berberry, *Mahonia aquifolio*, a very desirable shrub; being evergreen, it supplies in Canada our want of the English Holly; the *Deutzia*, *Scabra* and *Gracilis*—very handsome and delicate-looking shrubs, with beautiful white flowers, flowering early in spring, and seldom growing higher than three feet; but, above all, the Rose—claim a place in every garden where the space will allow. In many cases the extent of the garden may not admit of much shrubbery, but none can afford to do without the Roses. With our severe winters and dry, hot summers, it is

difficult to bring the Queen of Flowers to the perfection attainable in Britain, but the skilful florist must accustom himself to meet and overcome difficulties. The Rose is held in high estimation by all civilized nations, for the delicacy of its colours and universally grateful odor. It varies in colour from a deep carmine to pure white, and from purple to yellow. It delights in a rich loamy soil and plenty of water, and a handful of guano put around the roots each spring greatly improves the bloom. For the same reason, viz: its power of impoverishing the soil, it should be transplanted from place to place every third year. There are several varieties of Roses, as the China, or Tea Scented, the Noisette, the Hybrid Perpetual, and Bourbon, with many subdivisions, as the Moss, the Cabbage, &c. The China and the Noisette are, however, too delicate to stand our winters, and require therefore to be moved into the house in November. The Hybrids will be the better of some protection at the same time. A good plan for all Roses is to lay two or three spadefuls of stable manure all around the roots in the fall—it not only protects them from frost, but by the washing in of the snow and rain nourishes the whole plant. A troublesome enemy to the beauty of the Rose is the green fly, which in dry seasons renders the foliage a brown mass, utterly blasting the hopes of the florist.

Syringing with diluted tobacco water, soapy water, or slight lye, and afterwards washing by a thorough water-

ing, i  
PEAR  
and  
deter  
now

Beca  
for t  
from  
they  
in th  
for s  
to f  
mate  
culti

A  
Mon  
well  
lea  
yell  
com  
Sep

A  
ver  
not  
ma  
Th  
ati

ing, is the only remedy. The *Pyrus Japonica* or JAPAN PEAR is a very handsome shrub, as is also the Weigelia, and both are quite hardy; but space alone can determine the extent to which they may be used. I now pass to the class of plants known as

### PERENNIALS,

Because they as it were renew their life every spring; for though seed-producing, and capable of being raised from seed, it is generally by divisions of the roots that they are propagated; and as they are to be permanent in their *locale*, or at all events remain in the same spot for some years, they naturally form the class of plants to follow that of shrubs. They form the bulk of the material of decorations, and in general require little cultivation. The principal varieties are

*Aconitum*, embracing the well-known Wolfsbane and Monkshood, and twenty or thirty other species not so well known. They are generally strong-growing plants, leaves much cut; flowers in spikes, either blue, purple, or yellow; height about three feet, and will grow in any common garden soil; in flower from end of June to September. The whole family are poisonous, if eaten.

*Hesperus* or Rocket; double, white, yellow and purple; very handsome and hardy plants, with some fragrance, not unlike the taller species of Phlox, with which they match well in planting; height from three to four feet. They require a mellow soil and frequent change of situation.



THE BEE LARKSPUR, a tall-growing variety of the Delphinium family,—with brilliant blue spikes of flower, the stems of which have the appearance of a bee inserted in the flower in search of honey, hence its name; it will reach five feet high in good soil, flowering from June to September.

The PHLOXES, a numerous family, of the most varied colours and height, varying from *setacea nivalis* and *subulata* to *polyphyllus*, that is from four inches in height to five feet, and in colour from pink to white and purple. Many beautiful varieties are now in cultivation with striped flowers. There are few plants better suited to keep up a succession of bloom than the Phlox, some of them being in flower at one time or another during the whole summer—May to October. They grow freely in any good garden soil, but like all perennials are the better of removal from place to place every third or fourth year.

The *Lobelia cardinalis* is a very handsome spike-bearing flower, of a rich carmine colour and about three to four feet high; it is a native of Canada, but somehow, though hardy enough in its native state, is very apt to be killed in winter when transplanted to the garden; it likes a rich moist soil. *Lobelia siphilitica*, is a plant bearing a blue flower, about ten inches in height—more hardy than *cardinalis*.

A fine contrast to the Lobelia and Phlox is furnished in the *Lupinus polyphyllus*, a leguminous plant, of hardy

grow  
white  
delic  
heigh  
Lupi  
Ly  
still  
hard  
of br  
name  
Ly  
of pi  
soil;  
M  
an e  
whic  
abou  
is ne  
ners  
L  
tro  
one  
the  
and  
rac  
mu  
tro  
clin

growth, with spikes of deep blue flowers touched with white, height four feet. *Lupinus Nootkatensis*, a more delicate plant of the same family—flowers light blue, height eight inches. There is also a California species, *Lupinus Latifolius*, with long spikes of blue flowers.

*Lychnis, flos cuculi*, or RAGGED ROBIN, an old favorite still deserving a place in the floral world—it is a hardy plant about eighteen inches high, with bunches of bright pink flowers, which look as if torn, hence the name.

*Lythrum*, a shrubby-looking perennial with spikes of pinkish purple flowers, hardy in any common garden soil; height about three feet.

*Monarda*, a native of Canada, not unlike Mint, with an equally pungent smell, and bearing its flowers, which are a deep red, in tiers under the leaves; it grows about eighteen inches high, is perfectly hardy; all that is necessary in its cultivation being the removal of runners from the roots every spring.

*Dicentra*, or *Dyletria spectabilis*, is a modern introduction to the Flower Garden, but a very important one; whether the season of flowering (early in June), the apparent delicacy of the whole plant, or the novelty and beauty of its heart-shaped flowers—pendent in racemes, like those of the Fuchsia—be considered, it must be reckoned a great acquisition. When first introduced, it was thought to be too tender for our climate, but experience has shown it to be thoroughly

hardy ; it grows freely in any good garden soil, requiring only division and replanting of the roots every third or fourth year.

*Dianthus barbata*, THE SWEET WILLIAMS, are necessary to every flower garden. I place them among the perennials, (though properly biennials), because I find them capable of being grown as such. Trim off the flower stalks when done flowering, and give a little manure in the spring, and they will continue to thrive for several years,—they are also easily propagated by slips from the roots in the spring. Many varieties of colour may be raised from seed ; the double flowering varieties are especially desirable.

*Dianthus caryophyllus*, and *Dianthus plumarius*, the CARNATION and PINK, treated as the Sweet Williams, may also be ranked with the perennials; they are *par excellence* considered what are called Florists' Flowers, that is, a class of flowers to which the special attention of Florists has long been given, and which have in consequence been greatly improved in size and colour. Lengthy treatises have been written on their cultivation, to which I must refer those who wish further information, contenting myself with a simply popular statement of general culture. The soil best adapted to their growth, from the fibrous nature of the roots, is evidently a porous one, hence the general rule of Florists is to prepare one combining this quality with richness. They recommend one part each of clear river

sand, p  
such a  
during  
desirab  
classes  
cordin  
and on  
should  
and th  
in eith

Acq  
is a ha  
shaped  
tivatio  
they a  
eighthe

Poc  
woods  
of its  
ed by  
ations

San  
plant  
these

Th  
not  
stron  
drago

sand, peat soil, and thoroughly decayed cow-dung ; in such a soil they grow to great perfection. Watering during the growing season with manure water, is also desirable. Carnations are divided by Florists into three classes, Bizarres, Flakes and Selfs, and are prized accordingly. A good specimen should have a strong stem, and only two or three of the pips left to flower. Pinks should be finely fringed or laced with distinct colours, and the protrusion of the pistils is deemed a great defect in either.

*Acquilegia*, THE COLUMBINE, one of the Ranunculacea, is a hardy perennial, well known by its pendulous bell-shaped flowers,—there are now several varieties in cultivation, with colours white, pink, blue and purple ; they are often double flowered. Its height is about eighteen inches ; flowers in May and June.

*Podophyllum*, or MAY APPLE, another native of our woods, deserves a place in the Parterre from the beauty of its pure white blossoms and yellow anthers, succeeded by a little apple, as well as from its peculiar foliations ; it flowers in May—height twelve inches.

*Sanguinaria*, or BLOOD WORT—likewise a Canadian plant, and equally attractive in the early spring. Both these like a moist peaty soil, yet not stagnant.

The FOXGLOVES, well-known plants in Britain, have not yet received sufficient attention here ; they are strong-growing plants, with flowers like the Snapdragons, and of varied colours, from purple to white.

The **PENSTEMON**, like the foregoing, is also an addition which might be made with advantage; it is more tender, but the inflorescence is richer; it is generally cultivated in a similar style to the Carnation and Pink.

*Ranunculus*, **BACHELOR'S BUTTONS**, a double flowered species of Buttercup common in British gardens, and whose metallic yellow flower might well be made available in Bouquets even in Canada; it naturally requires a moist situation.

**GENTIAN**, a very beautiful dwarf perennial of a brilliant blue, flowering early in spring, and requiring little care; a light moist soil is its preference; a native of Canada; height six inches.

*Viola*. The sweet scented **VIOLET**, with its delightful fragrance and deep blue flowers, the **PANSY**, or **Heart's Ease**, whose culture in some parts of Britain has produced such wonderful results, and several native species of this order, deserve a modest place in the garden. They all like a moist, shady spot.

*Primula*. The **POLYANTHUS** and **AURICULA**, two important aids to the display of early spring, the **Polyanthus**, with gold and crimson florets, and mottled green leaf, being one of our earliest flowers—the **Auricula**, enriched with florets, white, blue, green or purple, and delicately powdered, following in May. The soil best adapted to them is one composed of decayed leaves and rotten cow-dung, blended with sand. The florists of England, especially those of the working classes, have

produced wonderful specimens by culture of the latter flower.

*Bellis perrennis*. THE DAISY, "wee crimsoned tipped flower," so attractive in British gardens, can with difficulty be preserved in our dry summers, and severe winters—by due protection and shade, by moisture and good soil it may, however, be preserved.

To the above may be added, as amongst the perennials, *Polemonium*, or GREEK VALERIAN, *Saxifrage*, or LONDON PRIDE, *Veronica*, or SPEEDWELL, THYME, SPEARMINT, SOUTHERNWOOD, &c. As a class, Perennials are important to the florist, furnishing a supply of plants of almost every shade of colour—flowering every month from May to October, and ranging from six inches to five feet in height; they require generally little cultivation or peculiarity of soil, and appear from year to year in their proper places without the necessity of transplanting or sowing. I have in my remarks on each kind pointed out where any peculiarity of soil or culture was requisite—as a general direction I would now further suggest, that in spring of each year they should be gone round with the point of the spade or trowel, and reduced to proper size, and if growing weakly, transplanted to another spot, or a little decayed manure added around them. The most favourable time to transplant is during the months of May and June, while the soil is still moist and cool.

**BIENNIALS**

Are a class of plants, the seed of which having been sown in spring of one year, do not flower until the summer of the following.

In this country many plants of this class either become Annuals, that is, they flower the same year in which they are sown, such are the *Antirrhinum* or Snapdragon, *Cheiranthus*, Wallflower, the German Stocks, *Mimulus*, the MONKEY FLOWER, and the *Petunia*, while others assume that of Perennials, as the Sweet William, Carnation, &c. The few plants of this class which are strictly Biennials are *Althea rosea*, or the HOLLYHOCK,—a flower which is at present resuming the place it used to hold in the affections of British florists; the double flowering varieties, of which there are every shade of colour, can not be rivalled for stateliness and beauty; it is easy of culture, and satisfied with any good garden soil. Sow the seed early in May, when about three inches high transplant to a bed of well prepared and rich soil, planting about twelve inches apart each way, cover slightly in winter with some light straw, and be careful that water does not lodge about them in following spring, in June place where intended in the garden. *Oenothera* or EVENING PRIMROSE, and *Campanula media*, CANTERBURY BELLS, require similar cultivation. The Hollyhock attains a height of from five to eight feet, the *Oenothera* about five feet, Canterbury Bells from two to three feet.

The Hollyhock has flowers of every colour from white to almost black; the Evening Primrose a pale lemon yellow, with the peculiarity of expanding at sunset; Canterbury Bells white, pearl and deep blue, and very frequently double. There are several other plants which are Biennial but do not stand the severity of our winters, and therefore require, if raised, to be taken into the protection of a Green-house, or cold pit where the frost cannot reach them; of these I may name *Cheiranthus cheira*, (Wallflower,) *Humea elegans*, *Calceolaria*.

We now come to the large class of flowers known as

### ANNUALS,

Which having grown up, blossomed and produced seed, die, and are perpetuated by said seed,—they are either *hardy*, *half hardy*, or *tender*, according as they are capable of enduring more or less cold in the spring and fall. The following are

### TENDER.

*Balsamina hortensis*, the garden BALSAM, known by the beauty of its flowers, which are clustered on short pedicels thickly around the stems and branches, and are of several shades of colour, white, pink, mottled, and purple; height about eighteen inches; *Ageratum Mexicana*, a dull-looking plant with very delicate blue flowers, which it produces all the summer, rendering it a desirable bedding plant; *Gomphrena*, the GLOBE AMARANTH,



with round heads of crimson and purple flowers, used by the ancients in forming garlands, and by the French for Immortelles; the *Amaranthus caudatus*, or LOVE LIES BLEEDING, and *A. hypocondricus*, or PRINCE'S FEATHER, members of the same family, are well known plants, as is also the *Mesembryanthum Crystallinum*, or ICE PLANT, with its apparent icy surface; *Mimosa pudica*, the SENSITIVE PLANT, whose delicate organization causes the leaves to close up on the lightest touch; *Mimulus*, the MONKEY FLOWER, with yellow flower often beautifully marked—flowers from June to September; *Salpiglossis*, a native of Chili, with convolvulus-shaped flowers from yellow to brownish red—flowers in August, height about twelve inches; ARCTOTIS, *breviscarpa*, a trailing annual, with bright orange flower, dark centred; *Heliptrum Sandfordii*, a new tufted flower of the EVERLASTING family; bright yellow; twelve inches high; *Xeranthemum*, EVERLASTING, very useful in making winter bouquets; purple and white; two feet high; BROWALLIA, *stata*, a native of South America; two feet high; flowers blue; *Cosmidium Engelmanni*, a new annual, with bright yellow flowers; grows about twelve inches high; *Limnanthes Douglasii*, white with yellow centre, six inches high; *Linum grandiflorum*, crimson-flowered PHLOX; height six inches; trailing; *Senecio*, var, somewhat like the *Cineraria*; purple, crimson and white flowers; twelve inches high. To these may be added the VERBENA, which, though generally grown from

e flowers, used  
 by the French  
*dates*, or LOVE  
 , or PRINCE'S  
 are well known  
*Crystallinum*,  
 rface; *Mimosa*  
 te organization  
 ightest touch;  
 ow flower often  
 to September;  
 convolvulus-  
 ed—flowers in  
 CTOTIS, *brevis*-  
 e flower, dark  
 fted flower of  
 twelve inches  
 ry useful in  
 ite; two feet  
 th America;  
*Engelmanni*,  
 grows about  
 , white with  
*randiflorum*,  
 s; trailing;  
 ple, crimson  
 hese may be  
 grown from

cuttings, can be raised from the seed treated as a tender annual. The tender Annuals all require the aid of a hot-bed in the spring; it will be well, therefore, as some of my readers may be ignorant how this should be made, to describe shortly the process. A frame or box, say six feet in length, four feet in width, three feet deep in the rear, and two feet in the front, with glazed slides, must either be made or procured; about two cart loads of warm stable dung should then be piled up near the place you intend the frame to stand; once a week move the whole from one spot to another, until the rank smoky heat has gone, and only a gentle one remains; when in this state measure out a spot a foot wider each way than your frame, and mark it by a stake at each corner; then lay on the dung in layers, gently packing with the back of the fork; when all is on place the frame on the top of the bed, which should be about four feet high, put on the lights, and allow to stand for a few days to settle; then fill in about eight or ten inches of fine, light, sandy soil, and your hot-bed is ready—the middle of March to 1st April is the time to commence.

In sowing the seeds of Tender Annuals, as many of them are very small, be careful not to cover with too much soil; a slight sprinkling and pressing down with the back of the trowel will suffice to cover the most of them. Their management while in the hot-bed frames will require careful attention; the heat

must be kept as steady as possible, at or about 60 degrees; water supplied by a gentle watering, and with water that has been brought up to the temperature of the hot-bed. Three or four times in the day the frames should be visited, and either raised or lowered as circumstances require; as the seeds germinate and begin to grow, they should be thinned out, to encourage the growth of the remainder, and when in their third leaf or thereabouts, pricked out to a further distance from each other, or potted in small pots, which should be left in the frames. By the month of June most of the plants may be either transplanted to a carefully prepared piece of rich soil in some retired place, or potted in prepared compost, in pots larger and larger as required.

Balsams and Amaranths, by judiciously changing the pots and giving plenty of water, so as to keep up a steady growth, can be made to produce fine strong healthy plants for placing in the garden in July; and the reserve ground, which, by the way, is essential to the keeping up of the bloom of the garden, will by that time be well filled with a supply of plants ready to flower. The

### HALF-HARDY ANNUALS

Are such as do not need bottom heat, but require to be sown after the soil has been somewhat heated by the sun's rays, the vitality of the seeds not enduring

our s  
be gre  
simply  
in the  
remain  
former  
follow  
AST  
inches  
some  
the G  
have a  
CAC  
about  
Can  
trailing  
CH  
flower  
CL  
say si  
CO  
flower  
CO  
ground  
flower  
CA  
CA

our severe winters, and whose growth, therefore, can be greatly encouraged by the use of a glazed frame laid simply on the soil; they may, therefore, be either grown in the reserve ground, or at once where intended to remain—if the latter, about the 10th of June; if the former, with glass frame, about the 1st of June. The following are half-hardy annuals:—

**ASTERE**, (China, or German), twelve to eighteen inches high; white, blue, pink, purple, and striped; some are nicely quilled, others are dwarfish. Indeed, the Germans have greatly improved this flower, as they have also done the Stocks.

**CACALIA COCCINNEA**, tassel flower, a pretty scarlet; about twelve inches high.

*Campanula speculum*, **VENUS' LOOKING-GLASS**, a pretty trailing annual, blue flowers, about twelve inches high.

**CHRYSANTHEMUM coronarium**, white and yellow flowers; height two to three feet.

**CLARKIA pulchella**; reddish purple flowers; height, say six inches.

**COLLINSIA bicolor**.—Height about eighteen inches; flower red.

**CONVOLVULUS MINOR**, trailing plant, covering the ground with a succession of pretty blue and yellow flowers.

**CALLIOPSIS tinctoria**, height six inches; flower red.

**CALENDRIINA grandiflora speciosa**, and *discolor*; showy

Peruvian flower, purple and crimson ; height about twelve inches.

*Iberis*.—White and Purple CANDYTUFT; height twelve inches.

*Lupinus*, the LUPINE, several varieties ; white, yellow, blue, and purple, all very handsome flowers, varying from *L. nanus*, six inches high, to *L. mutabilis*, four feet.

NEMOPHILIA, light blue ; six inches high.

FLOS ADONIS, dark red ; height six inches.

ALLYSSUM, (SWEET), white ; six inches.

*Amberboa*, SWEET SULTAN, yellow ; height twelve inches.

*Anagallis*, PIMPERNEL, a creeping plant, blue.

*Calendula*, THE MARIGOLD—the African, grows about three feet high ; brownish orange flower ; the French, much the handsomest, about twelve inches.

ZINNIA.—Various shades of orange, red, and brown ; height from twelve to eighteen inches.

*Martynia fragrans*, trumpet-shaped flower, clammy to the touch, and with very pungent smell.

*Silene armeria*, CATCHFLY LOBELS, small pink flower ; twelve inches.

*Leptosiphon*, Californian annual, somewhat like the *Gilia*, with white, yellow, or purple flowers ; grows about twelve inches high.

*Lychnis Haagiana*, a new hybrid LYCHNIS, with bright scarlet flowers, sometimes orange or white ; twelve

inch  
bien  
N  
T  
be li  
their  
stren  
that  
Aster  
bette  
to th  
weat  
when

May  
of M  
stron  
from  
the P  
fore,  
the  
self-s  
plant  
class.  
Ce  
blue,  
En

height about  
height twelve  
white, yellow,  
owers, varying  
*autabilis*, four  
h.  
nes.  
height twelve  
blue.  
, grows about  
the French,  
s.  
and brown ;  
wer, clammy  
pink flower ;  
hat like the  
wers ; grows  
with bright  
ite ; twelve

inches high. This plant is sometimes cultivated as a biennial, but will not stand the winter of Ontario.

*Nemesia versicolor*, light blue, twelve inches high.

The soil in which half-hardy annuals are sown should be light and rich, and when the plants have attained their third leaf they should be thinned out in order to strengthen the remainder ; it will be well to prick out, that is replant, at a short distance from each other, the Asters and Zinnias, as they will thereby make the better plants. In transplanting from these reserve beds to the parterre, it should, if possible, be done in showery weather ; at all events a slight watering should be given when doing so.

### THE HARDY ANNUALS

May either be sown in spring, say about the beginning of May, or in the Fall—October or November. The strongest plants are generally those which have grown from seed self-sown, that is, seeds that have fallen from the plants of the previous year, and it is well, therefore, in clearing up the garden in spring, not to disturb the surface much until it is seen what have been so self-sown,—the best may then be lifted carefully and planted in their proper places. The following are of this class.

*Centaurea cyanus*, the BLUE BOTTLE ; flowers white, blue, or purple ; height about eighteen inches.

*Erysimum perofskianum*, TREACLE MUSTARD, not un-

like the Wallflower, grows about twelve inches high, with fine orange flower.

*GILIA tricolor*, a native of California ; pretty flowers ; about eight inches high.

*Gypsophia elegans*, white flowers ; grows two feet high.

*Helianthus*, the SUN FLOWER, a coarse-growing flower, that may occasionally be used with shrubbery.

*HIBISCUS Africanus*, yellow flowers, two feet high.

*Delphinium ajacis*, the DOUBLE ROCKET LARKSPUR, one of the most desirable annuals, flowering in June, July, and August, height about twelve inches ; every shade of colour from white to purple ; a row of these along a border is equal in appearance to that of the finest Hyacinths.

*Nigella damascena*, or LOVE IN A MIST ; curiously formed, bluish green flowers, nearly hid in the foliage ; height about twelve inches ; bushy.

*Reseda odorata*, the MIGNONETTE, a well-known fragrant flower, should be grown on dry sandy soil to educe its fragrance.

*PHLOX DRUMMONDII*—a very pretty annual, with flowers of the richest carmine, pink, or white—is sometimes treated as a tender annual, but produces the best flowers when self-sown ; height about twelve inches.

*PORTULACA splendens*, a trailing plant with soft succulent leaves and branches, producing an abundance of the most beautiful yellow, orange, scarlet, and crimson

flow  
liand  
P  
gard  
servi  
prize  
W  
flow  
R  
Chri  
five  
M  
plan  
rich  
N  
dow  
S  
dark  
high  
T  
to k  
sow  
whe  
wea  
I  
Tho  
true

... inches high,  
 ... pretty flowers ;  
 ... rows two feet  
 ... growing flower,  
 ... bbery.  
 ... two feet high.  
 ... KET LARKSPUR,  
 ... vering in June,  
 ... es; every shade  
 ... f these along a  
 ... of the finest

... list ; curiously  
 ... in the foliage ;

... well-known fra-  
 ... sandy soil to

... annual, with  
 ... white—is some-  
 ... duces the best  
 ... vely inches.

... with soft suc-  
 ... n abundance of  
 ... t, and crimson

flowers, shining in the mid-day sun with metallic brilliancy.

*Papaver somniferum*, the POPPY—there are several garden varieties of this field weed, very showy and deserving of cultivation ; the fringe flowered are much prized ; height about two feet ; colours various.

*Whitlavia grandiflora*—a deep blue bell-shaped flower ; about one foot high, slightly procumbent.

*Ricinus communis*, the CASTOR OIL BEAN, or Palma Christi ; chiefly grown for its peculiar foliage ; about five feet high.

*Mirabilis Jalapa*, (MARVEL OF PERU), slightly trailing plant, about twelve inches from the ground ; flowers rich purple.

NASTURTIUM, also a trailing plant ; looks well pegged down on the beds ; flowers yellow and orange.

*Salvia coccinea*, a fine annual of the sage family, with dark red flowers on spikes ; grows about twelve inches high.

The hardy annuals require little more attention than to keep them clear of weeds ; thin out where too thickly sown, or transplant from where they have sprung up to where more required ; this should be done in moist weather, and before they grow too large.

I now come to the division classed as

### BULBS,

Though included therein will be found not only the true Bulbs, such as the Tulip and Hyacinth, but all the



tuberous-rooted plants, as the Dahlias, Narcissus, &c. I class them in this division because in many respects they require the same culture, and are increased in a similar manner.

As the beauty of the garden in the early spring will depend almost entirely on the Bulbs, the florist will not fail to have a supply of these. Foremost in the floral march appears the SNOWDROP, (*Galanthus nivalis*;)—with bells of spotless purity, and in its simple beauty teaching a lesson of faith and hope in the promises of the great Creator, of reliance in His power and goodness, and the assurance that life and beauty shall arise out of the icy chill of death.

The Snowdrop is of easy cultivation. It may be planted either in June or November; requires a light rich soil, and should be placed about two inches deep, lifting the bulbs once in four years, in order to remove the young offsets and keep them at the same depth.

The CROCUS succeeds the Snowdrop, flowering from the middle of April to the middle of May. There are six or seven varieties, varying in colour from pale yellow to deep orange and purple, and from pure white to purple.

A bed or border of these, duly arranged in planting, produces a very fine effect when in flower.

The bulbs or corms should be placed in the ground in October or early in November; a light soil suits

them  
ply to  
not to  
gener  
allow  
place  
fork  
the l  
times  
with  
rake  
P  
once  
sets  
T  
out  
whe  
Flor  
able  
I  
the  
req  
and  
lay  
sar  
be  
ele

them ; and they require no further attention than simply to be careful when dressing the ground in spring not to disturb the roots ; indeed, this may be applied generally to all the bulbs. There should be no digging allowed in the spring, where tubers or bulbs have been placed ; a slight loosening of the soil with a flat-toothed fork or grape being all that is required. Neither should the leaves be cut off when done flowering—as is sometimes done for neatness—but they should be allowed to wither down to the ground, when they can be easily raked away.

Plant about three inches deep, and re-plant the whole once in every four or five years, as in that time the offsets will have come near the surface of the soil.

*Tulipæ*, the TULIP.—What would a florist do without the Tulip ? For although the mania is long gone when fortunes were won and lost on tulips, as a Florist's Flower it still ranks amongst the indispensables of the flower garden.

In Britain, great attention is paid to the culture of the TULIP. Beds about four feet wide, and of any required length, are dug out to the depth of two feet, and a stratum of fresh turfy loam laid on, over this a layer of rotten cow-dung, and on that again a layer of sand and loam mixed. The surface of the bed should be slightly raised in the middle, and the whole a little elevated above the surrounding walks.

The Bulbs are all named and marked on a plan, and

are placed in their position seven inches apart and two deep, the tallest-growing flowers being in the centre.

In winter, the beds are covered with a coating of stable litter, and when they are flowering, protected by an awning of calico.

A bed of tulips in flower is really a gorgeous sight.

In our Province of Ontario, the TULIP has not yet received the attention it deserves ; few good bulbs have been imported, and little care taken of those.

The Tulip is quite hardy, but subject to be affected by rot, if the soil be not well drained.

Tulips are divided into four classes, viz. : BIZARRES, marked with scarlet and purple on yellow ground ; BIBLOMENS, purple or violet marks on a white ground ; ROSES, rose or cherry-coloured on white ground ; and SELFS, simple colours, either white, yellow, red or purple ; these are termed breeders by florists, and are only grown for the purpose of raising seedlings.

I shall not describe the process of growing from the seed, with a view to obtaining new varieties, though that is an interesting pursuit, and deserving attention, but shall confine any further remarks on this flower to its general culture.

I have already described the mode of preparing beds for its thorough culture as a Florist's Flower, and in growing it in the border, the nearest approximation we can make to that is, when planting, to take out a full spade deep of the soil, and in the hole put cow-

dung  
about  
filling  
wood  
over  
neces  
leave

Ev  
and :

mon

Th

sem

rema

I

spot

to c

bul

I

had

Tul

Ho

is l

is p

nu

ye

th

and two  
entre.  
ating of  
ected by  
sight.  
not yet  
lbs have  
affected

dung up to within four inches of the surface ; then about two inches of sand, in which the bulb is planted, filling up with garden soil. Mark the spot with a wooden tally, to guard against injury when forking over the ground in spring. Nothing further will be necessary until the flowering season is over ; when the leaves turn yellow they may be cut off, not before.

Every third year lift the bulbs, separate the offsets and re-plant, the best time for doing which is in the month of October.

The HYACINTH, *Hyacinthus orientalis*, so nearly resembles the Tulip in its mode of cultivation, that the remarks made thereon will serve in regard to it.

It is more delicate, and should have the warmer spots of the garden in which to flower. It is also liable to deterioration ; indeed, to secure a fine blow, new bulbs ought to be imported every fall.

It is very surprising that hitherto the Dutch have had an entire monopoly of raising bulbs. Acres of Tulips and Hyacinths may be seen under cultivation in Holland and Belgium, and a large trade in these bulbs is kept up with the rest of the civilized world ; and it is perhaps best that it is so, as the time required in nursing the offsets into flowering bulbs (about seven years) deters all but patient Dutchmen from following the pursuit.

Hyacinths are either single or double-flowered, and

are of almost every shade of colour, crimson, purple, blue, white or yellow.

The Hyacinth, from the beauty of the flower and delicacy of its perfume, is well adapted for parlour culture; but on this department of floriculture, embracing green-house management, I do not propose to enter.

The GRAPE HYACINTH, *Muscari*, is a very pretty dwarf Hyacinth-looking flower, with brilliant blue pedicels, about six inches in height; it will grow easily in any good garden soil, and groups well with the SNOWDROP and CROCUS, flowering about the same time. It need not be re-planted oftener than once in every five years.

The *Narcissus* family, embracing the JONQUIL, the DAFFODIL, and the POLYANTHUS NARCISSUS, are very desirable occupants of the garden, from the delicacy of their perfume and early season of flowering. The JONQUIL is especially very sweetly perfumed; it sends up an elegant slender stalk, about a foot high, bearing a bunch of bright golden flowers. They should be planted in October, in good garden soil.

The POLYANTHUS NARCISSUS is a taller plant, but not so sweetly perfumed. The DAFFODIL, of which poets sing, is common to every English garden. The white flowering variety is the prettiest. All the different kinds are hardy, requiring no further attention than re-planting once in three years.

*Lilium*, the LILIES, viz., *Candidum*, the WHITE LILY,

flow  
heig  
the  
oran  
mar  
cum  
with  
LIL  
nev  
the  
tim  
dee  
T  
Lil  
It i  
of  
ste  
at  
th  
an  
in  
w  
V  
1

flowering in June, and reaching about four feet in height; the MARTAGON LILY, flowering in August; and the TIGER LILY, flowering in July, both with deep orange flowers; the JAPAN LILY, white, beautifully marked, and several other varieties, as the Philadelphicum, the Pomponium, all very splendid flowers, and with one or two exceptions, quite hardy. The JAPAN LILY and Lancifolium need some protection; they should never be disturbed after they have started to grow in the spring, but should be planted where wanted, any time from August to October. They require a good deep loamy soil, well drained.

The CROWN IMPERIAL much resembles the Martagon Lily, though of a different family and blooming earlier. It is of Persian origin, and bears its flowers, which are of an orange colour and reflexed, in a circle round the stem, in a manner somewhat similar to the Monardia.

It grows best in a sandy loam, and should be planted at least four inches deep.

The IRIS family, all very pretty and hardy, such as the Persian, flowering in May, and sometimes used as an edging plant; the Lusitanica, or *Fleur de Lis*, flowers in June, grows three feet high, handsome blue and white flowers.

The *Chalcedonica*, with the flowers mottled black and white. There is also a yellow variety, flowering in July.

They all grow easily in any good garden soil, and rapidly increase. It is, therefore, necessary every third

year to lift the roots and divide them ; this should be done between August and November.

The *GLADIOLUS*, or Corn Flag, very showy flowers of the *Iridacea* family. The new hybrid varieties have of late become very popular, and deservedly so ; they rise about four feet, bearing stalks of brilliant blossoms from white to the deepest carmine, and make a fine appearance in beds.

Their culture is simple, but requires a little attention.

The bulbs should be planted in flower-pots in April, and placed in the hotbed, or in a warm room, till the end of May, when they may be turned out of the pots into the open ground.

They like a good rich soil. When done flowering, allow the leaves to wither before cutting down. In September, lift the bulbs and pack away in sand in a dry place till next spring.

The *AMARYLLIS* are a very showy family of bulbous plants, but require a green-house to flower nicely ; and the same may be said of the *TUBEROSE*.

The *ANEMONE* and *RANUNCULUS* are tuberous-rooted plants, which have hitherto received but little attention in America.

In Britain they rank high as Florists' Flowers, and their cultivation has been carried to great perfection. The severity of our winter appears to be too much for the tubers, and these are so small, and in colour so like the earth, that it is very difficult to discover them.

I  
by p  
gard  
pots  
done  
till r  
Th  
and  
sight  
blue  
Th  
with  
six f  
It  
lifter  
T  
porc  
but  
is si  
I  
win  
kit  
up.  
old  
pie  
att  
th

I believe they can, however, be successfully reared by planting in pots, with a well-prepared soil of good garden mould, well decayed manure and sand. The pots can be placed in the garden in May, and when done flowering, be re-lifted and placed in a dry cellar till next spring.

They are both exceedingly pretty when in flower, and a bed of them in full bloom in May and June is a sight worth seeing; they are generally either crimson, blue, or purple, or some mixture of these colours.

The DAHLIA, a well-known tuberous-rooted plant, with flowers of every shade of colour, and from three to six feet in height:

It is easily affected by frost, and must, therefore, be lifted and kept in the cellar during winter.

The soil best adapted for growing the Dahlia is a porous strong clay, enriched with well-decayed manure; but it will thrive in any good garden soil—the culture is simple.

In the month of March take the tubers which have wintered in a dry cellar, and place on a shelf in the kitchen, or some room where considerable heat is kept up. In about ten days shoots will appear about the old stems and eyes; let the tubers be then cut into pieces, each having one or more of these incipient shoots attached, and plant in pots, giving a little water.

When your hotbed is in operation, you may place the pots there, and your plants will make rapid progress.



All danger of frost being over, say about the twenty-fifth of May, take out of the pots, and plant where intended in the garden, placing beside each a firm pole or post, to which to tie it in its future growth, as the stem and branches are very easily broken by the wind.

Great care should be taken to have each root properly labelled when in the house, as well as when planted out, as by previous knowledge of the height and colour of each particular plant alone can you properly arrange them in planting.

About the end of June, look over all the plants, removing side shoots from the main stem, nipping off premature flowers, and noticing that all are neatly tied up; a soaking of manure-water about this time will greatly benefit.

From July to October they will flower in perfection, and until frost cuts them off.

Immediately you perceive that a night's frost has burnt the leaves, cut them down to the ground and throw a handful of dry straw over the roots. In about a week, on a dry, sunshiny day, proceed to lift the tubers, packing each kind in a separate box with light sandy loam; mark distinctly, and put away in a cellar.

*Mirabilis*, MARVEL OF PERU, though generally grown as a tender annual, is really a tuberous-rooted plant, producing tubers in the fall, which, if taken up and treated as the Dahlia, will produce flowers next season.

COMMELLINA CŒLESTES, also a tender annual, is of a

similar  
but is

*Pa*

Iris, a  
hardy

Th

and c

shrub

roots

gener

ceede

Th

red c

to da

So

shou

no a

I

flow

I

of t

tor

blo

br

GE

BA

similar nature, and may be grown in a similar manner, but is hardly worth the trouble.

*Pœnia*, the PEONY ROSE, has tuberous roots like the Iris, and requires much the same culture ; it is perfectly hardy, and will grow in any good garden soil.

There are two distinct classes, one of an herbaceous and one of a shrubby nature. PÆONIA MOUTAN (the shrubby species) requires a slight covering around the roots in winter. The herbaceous Pœnias flower early, generally in beginning of June, when they are succeeded by the shrubby ones.

The colour of the flower is generally some shade of red or purple, from white to deepest crimson, or lilac to dark purple.

Some of the varieties are sweetly fragrant. The roots should be planted in September or October, and need no attention save a little covering in winter.

In addition to these several divisions into which the flower gardener will divide plants, may be added that of

### BEDDING-OUT PLANTS.

Bedding-out plants are such as require, for most part of the year, the protection of a green-house or conservatory, and are, from their manner of growth, effulgent bloom and striking colours, well adapted to produce brilliant effects in the garden. Of this class are the GERANIUM, the CINERARIA, LOBELIA, PETUNIA, PLUMBAGO, SALVIA, VERBENA, and HELIOTROPE.

As I do not expect cottage florists generally to be possessed of green-houses—and the scientific management of one is a subject requiring a volume in itself—I would recommend that such plants as may be required be procured from those who make the rearing of them a matter of business. A few dollars thus laid out will be fully repaid in the effect produced in the garden.

The month of July is early enough to bed out greenhouse plants, and in doing so, be careful to bruise the rootlets as little as possible, at the same time loosening them if pot-bound,—that is, if the roots form a mass round the inner surface of the pot. Plant in a piece of ground well pulverized, trim off irregular shoots and all the flowers, and give a good watering, which will establish them at once.

The SCARLET GERANIUM, of which there are now many brilliant varieties, is invaluable in the summer decoration of the garden. It likes a good soil, well drained but moist, and free from shade.

The CINERARIA is hardly suited for out-door planting, its season of bloom being short, though for producing a temporary effect, its splendid metallic masses of colour are unrivalled.

The VERBENA is a flower garden in itself, easy of growth, and embracing every tint of colour. No garden is complete without it. It prefers a light moist soil.

The PETUNIA thrives best in a good rich soil, and the

shoot  
pegge  
bloom  
may  
varie  
prop  
TH  
its b  
TH  
lilac,  
the  
and  
adva  
durin  
With  
lifted  
green  
be p  
G  
be k  
cann  
not  
cann  
glas  
the  
I  
of v

shoots should be allowed to spread freely, and then be pegged down, the result being a fine show of purple bloom. The *Petunia* is easily raised from seed, and may be grown as a tender annual; but the fine new varieties and double flowers can only be secured by propagation in the green-house.

The *GAZENIA* is a fine contrast to the *Petunia*, with its brilliant orange flowers.

The *HELIOTROPE*, the well known Cherry Pie, pale lilac, and pleasant to smell, very useful in bouquets; the *Salvias*, handsome crimson and purple flowers; and several other denizens of the green-house may advantageously be employed in decorating the garden during the months of July, August and September. With the beginning of October, they should all be lifted, re-potted, and returned to the protection of a green-house; but where that cannot be done, some may be preserved with care in the dwelling-house.

*Geraniums*, *Cinerarias*, *Heliotrope*, and *Salvias*, may be kept through the winter in a dry cellar, where frost cannot enter, allowing the pots to become almost, but not entirely, dry. *Verbenas*, *Lantanas* and *Petunias*, cannot be safely brought through the winter without glass and heat; but they may be raised each spring in the hot-bed as tender plants.

In some gardens it may be desirable to have a few of what are known as

## CLIMBERS,

To cover trellises, summer houses, &c., or conceal unsightly objects.

The following are suitable for this purpose:—

CONVOLVULUS *Major*, a hardy annual, whose well-known flowers, white, crimson, or purple, appear each morning, from July to October. It will reach fifteen feet high. Sow the seed as early as possible in the spring, where you wish them to grow.

The SCARLET RUNNER, *Phaseolus*, will reach fifteen feet high, and vulgar though some think it, is nevertheless a pretty climber.

The NASTURTIUM, *Tropeolum*, is useful as well as pretty; bright orange and yellow flowers, succeeded by a green capsule or berry, which makes an excellent pickle; six feet is, however, its utmost height.

The SWEET PEA, *Lathyrus odorata*, a well-known variety of the Pea, with pink and white blossom; grows about four feet high.

HONEYSUCKLE, *Lonicera*, a shrubby climber, perfectly hardy. The variety known as Scarlet Trumpet is perhaps the most showy, but the yellow is the most fragrant. It requires a good rich soil, and in a few years will cover a large space.

The ROSE has its climbing varieties in the Ayrshire and Prairie Roses, and although the latter is destitute of fragrance, yet its abundance of flowers in some

measure renders compensation. Like all roses, they should have rich soil and moisture. The stems, which will reach ten or twelve feet in a season, are renewed every summer like the raspberry, and should therefore be pruned out every spring.

The PASSION FLOWER, *Passifloræ*, perhaps the most handsome of climbers, with delicate greenish white flowers, curiously cut; is rather tender for our winters, but it may be grown in a large pot or tub, so as to be moved into the cellar in winter, and in this manner form in summer a great ornament, as well as screen, in the garden. The VIRGINIAN CREEPER, a hardy American shrub, which in a few years will cover a large space, is very useful in concealing any unsightly wall, as it adheres to it like the English Ivy, and in autumn very showy, from its leaves assuming a deep scarlet colour.

CLEMATIS *graverons*, is a new climber, growing about twenty feet high, with handsome yellow flowers, and strikingly curious seed vessels. It is perfectly hardy.

Such are the materials with which nature abundantly furnishes the florist, enabling him to produce those beautiful combinations and charming effects, so well calculated not only to gratify the sense, but elevate the soul.

With these he is enabled to enjoy somewhat of the happiness of Paradise, to trace the wisdom, power and

goodness of his Almighty Father in the loveliest of his productions, and feel that refining and elevating process take place in his whole nature which innocence, purity and beauty, are so well suited to effect.

But, though these materials are thus placed at the disposal of man, Divine Wisdom requires of him the exercise of his mental and physical powers, in order to produce the effects required from them.

The work of the florist must be a daily duty, and if he feels the pleasure which the culture of Nature's beauties inspires, he will willingly discharge it; every plant will be duly visited and cared for; weeds which tend to mar the picture removed, and harmony, order and cleanliness maintained. As the changing seasons roll round, he will be found watching for the proper opportunity to do some needful work, and preparing to meet the necessities and wants of the various members of his floral family.

I shall, therefore, as some help to the young florist, conclude with a short directory of

### WORK TO BE DONE

In each month, beginning with what may be considered the commencement of our floral year.

#### APRIL.

Let all digging and raking be done as early in the month as possible. In the beginning of the month,

shru  
poss  
T  
on a  
war  
good  
edgi  
mon  
A  
in th  
L  
flowe  
Auri  
cayec  
walk  
  
Te  
beds,  
be re  
durin  
Glad  
rake  
ing i  
too c  
  
Se  
bed

shrubs, perennials and biennials, may be planted, if possible, in moist weather, if not give water.

Tender Annuals may be sown during the first week on a hot-bed, the half-hardy Annuals under glass in a warm spot, about the end of the month. Now is a good time for planting Cedar or Privet hedges. Box edging may also be put in towards the end of the month.

Anemones and Ranunculus, in pots, may be planted in the beds.

Look over Tulips and Hyacinths now coming into flower; some may require support. Polyanthus and Auricula will soon show their beauties; clear from decayed leaves, and thin trusses where too thick; clean walks and put garden generally in order.

#### MAY.

Tender Annuals may now be pricked out in the hot-beds, or potted and placed under glass; Dahlias may be removed from hot-bed and placed under glass; sow during month Biennials and hardy Annuals; plant Gladiolus, Amaryllis and Tuberose; keep the hoe and rake going, and watch the progress of all flowers coming into bloom; support where needed; thin out where too close; and transplant if necessary.

#### JUNE.

Seeds may still be sown, and the contents of the hot-bed planted out where not done last month. Green-



house plants, such as Geraniums, Verbenas, Heliotropes, &c., may be planted out. Be particularly watchful this month for weeds; keep hoe and rake in constant operation; plant out Dahlias and stake them.

### JULY.

Tulips, Hyacinths, &c., will now be about done flowering; when the leaves appear yellow, cut them off and remove. Pots with Anemones or Ranunculus, lift and place in cellar; tie up Pinks and Carnations, and make layers of same; remove all decayed leaves and blossoms; plant out German Stocks and Asters, and any other plants you may have in the nursery beds, or require to fill up parts of the garden; trim Privet and Cedar hedges, and Box edging, and keep all clean and neat.

### AUGUST.

There is little more can be done this month than to keep a general supervision of the state of the garden, supporting plants where weak, removing such as do not come up to your expectations; raking and keeping tidy the whole. Towards the end of the month some flowers will be ripening seed; if desired, it may now be gathered; if not, the seed vessels should be at once removed.

### SEPTEMBER.

Dahlias will now be in full flower; see that they are well tied to the stakes, to prevent them being broken by any high winds that may arise; gather seeds of the

fin  
and  
&c.  
kin  
roo  
for  
pla

N  
stoc  
rial  
and

T  
fros  
Am  
cell  
com  
for

N  
thar  
leav  
atte

W  
for p

finer flowers as ripening ; lift and pot layers of Pinks and Carnations ; take cuttings of Geraniums, Verbenas, &c., and plant in pots, if you wish to preserve the kinds through the winter in a green-house or sitting-room ; lift Wallflowers and German Stocks, and pot for preservation through the winter ; remove dead plants, leaves, &c., and keep clean.

#### OCTOBER.

Now plant any Bulbs you may wish to add to your stock, such as Hyacinths, Tulips, Crocus, Crown Imperial, Jonquils, Lilies ; remove decayed leaves and plants, and preserve the neatness of the garden to the last.

#### NOVEMBER.

Take up such Tubers and Bulbs as will be hurt by frost, as Dahlias, Marvel of Peru, Tuberose, Gladiolus, Amaryllis ; pack carefully away in sand and place in cellar ; gather forest leaves and pack into a heap for compost ; they are also useful to cover over the beds for protection.

#### DECEMBER.

No better employment for this month can be found than in collecting materials for compost heap—peat, leaves, old tan, sand, &c.—seeing all protected, and attending to plants in house.

#### JANUARY.

Watch carefully the plants brought into the house for protection ; a sharp night's frost may spoil the whole ;



# INDEX.

---

|  | PAGE. |
|--|-------|
| Ageratum Mexicanum, description and culture of.....        | 25    |
| Allyssum (Sweet), description and culture of.....          | 30    |
| Almond (Double Flowering), for shrubbery.....              | 15    |
| Amaranths, description and culture of.....                 | 25    |
| — treatment of in frames.....                              | 28    |
| Amaryllis, description and culture of.....                 | 40    |
| Anemone, description and culture of.....                   | 40    |
| Arbutus, or Strawberry Tree, for shrubbery.....            | 15    |
| Arctotis breviscarpa, description and culture of.....      | 28    |
| Artemisia, or Southern Wood.....                           | 15    |
| Asters (German), treatment of in frames.....               | 29    |
| Auricula, description and culture of.....                  | 22    |
| Bachelor's Buttons, description and culture of.....        | 21    |
| Balsams, description and culture of.....                   | 25    |
| — treatment of in frames.....                              | 28    |
| Bedding-out Plants, when to plant out.....                 | 44    |
| Bee Larkspur, description and culture of.....              | 18    |
| Berberry, for shrubbery.....                               | 15    |
| Biennials, when to sow seeds of.....                       | 49    |
| Blood-Wort, description and culture of.....                | 21    |
| Blue-Bottle, or Centaurea, description and culture of..... | 31    |
| Boxwood, as an edging plant.....                           | 12    |
| Browallia, description and culture of.....                 | 26    |
| Buildings, relation of to gardens.....                     | 9     |
| Bulbs, treatment of.....                                   | 35    |
| Cacalia coccinea, description and culture of.....          | 29    |
| Calceolaria, as a biennial.....                            | 25    |
| Calendrina, description and culture of.....                | 29    |
| Calliopsis, description and culture of.....                | 29    |
| Candytuft, description and culture of.....                 | 30    |
| Canterbury Bells, description and culture of.....          | 24    |
| Carnation, description and culture of.....                 | 20    |
| Catchfly Lobels, description and culture of.....           | 30    |
| Centaurea, description and culture of.....                 | 31    |
| Chrysanthemum coronarium, description and culture of.....  | 29    |
| Cineraria, as a bedding-out plant.....                     | 44    |
| Clarkia pulchella, description and culture of.....         | 29    |
| Clematis, as a climbing plant.....                         | 47    |
| Collinsia, description and culture of.....                 | 29    |
| Columbine, description and culture of.....                 | 21    |
| Commellina celestis, description and culture of.....       | 42    |
| Composts suitable for flower gardens.....                  | 9     |
| — when to prepare.....                                     | 51    |
| Convolvulus Minor, description and culture of.....         | 29    |

# INDEX.

|  |    |
|--|----|
| Convolvulus Major, as a climbing plant .....             | 46 |
| Cosmidium, description and culture of .....              | 26 |
| Crocus, description and culture of .....                 | 34 |
| Crown Imperial, description and culture of .....         | 39 |
| Daffodil, description and culture of .....               | 38 |
| Dahlia, description and culture of .....                 | 41 |
| Daisy, description and culture of .....                  | 23 |
| Daphne Mezereum, description and culture of .....        | 15 |
| Deutzia, description and culture of .....                | 15 |
| Dianthus (The), family, description and culture of ..... | 20 |
| Dicentra, description and culture of .....               | 19 |
| Edgings, plants most suitable for .....                  | 12 |
| Erysimum perofskianum, description and culture of .....  | 31 |
| Evening Primrose, description and culture of .....       | 24 |
| Flos Adonis, description and culture of .....            | 30 |
| Foxglove, description and culture of .....               | 21 |
| Gazania, as a bedding-out plant .....                    | 45 |
| Gentian, description and culture of .....                | 22 |
| Geometrical Flower Garden .....                          | 10 |
| Geranium, as a bedding-out plant .....                   | 44 |
| German Stocks, description and culture of .....          | 24 |
| Gilia tricolor, description and culture of .....         | 32 |
| Gladiolus, description and culture of .....              | 40 |
| Grape Hyacinth, description and culture of .....         | 38 |
| Grass Lawns, where suitable .....                        | 10 |
| Greek Valerian, description and culture of .....         | 23 |
| Green Fly, how to destroy .....                          | 16 |
| Gypsophia elegans, description and culture of .....      | 32 |
| Hardy Annuals, when to sow .....                         | 49 |
| Harmony of design required in flower garden .....        | 7  |
| Hedges, when to plant .....                              | 49 |
| Heliotrope, as a bedding-out plant .....                 | 45 |
| Helipterum Sandfordii, description and culture of .....  | 26 |
| Honeysuckle, as a climbing plant .....                   | 46 |
| Hollyhock, description and culture of .....              | 24 |
| Hot-bed, how to make .....                               | 27 |
| ——— when to prepare .....                                | 52 |
| Humea elegans, as a biennial .....                       | 25 |
| Hyacinth, description and culture of .....               | 33 |
| Ice Plant, description and culture of .....              | 26 |
| Iris (The), description and culture of .....             | 39 |
| ——— as an edging plant .....                             | 13 |
| Japan Lily, description and culture of .....             | 38 |
| Jonquil, description and culture of .....                | 38 |
| Lantana, as a bedding-out plant .....                    | 45 |
| Larkspur (Rocket), description and culture of .....      | 32 |
| Lawn (Grass), how to prepare for .....                   | 13 |
| Laying out of flower garden .....                        | 11 |
| Leptosiphon, description and culture of .....            | 30 |
| Lilies, description and culture of .....                 | 38 |
| Linum grandiflorum, description and culture of .....     | 26 |
| Lobelia cardinalis, description and culture of .....     | 18 |
| London Pride, description and culture of .....           | 23 |
| Love in a Mist, description and culture of .....         | 32 |

Lup  
Lyc  
Lyt  
Mar  
Mar  
Mar  
May  
Mim  
Mon  
Mon  
Mon  
Mus  
Narc  
Nast  
Nem  
Nem  
Palm  
Paus  
Pass  
Pens  
Peon  
Petu  
  
Phlo  
Phlo  
  
Pimp  
Pink  
  
Plan  
Podo  
Poly  
Poly  
Popp  
Port  
Prote  
Purp  
Pyr  
Ragg  
Ranu  
Rock  
Rose  
  
Salpi  
Salve  
Saxif  
Scarl  
Sea L  
Seeds  
  
Senec  
Sensi

## I N D E X .

|    |  |    |
|----|--|----|
|    | Lupines (The), description and culture of .....        | 19 |
| 6  | Lychnis Haagiana, description and culture of .....     | 30 |
| 6  | Lythrum, description and culture of .....              | 19 |
| 4  | Marigolds, description and culture of .....            | 30 |
| 9  | Martagon Lily, description and culture of .....        | 39 |
| 8  | Martynia, description and culture of .....             | 30 |
| 11 | Marvel of Peru, description and culture of .....       | 42 |
| 23 | May Apple, description and culture of .....            | 21 |
| 15 | Mimulus, description and culture of .....              | 26 |
| 20 | Monarda, description and culture of .....              | 19 |
| 19 | Monkey Flower, description and culture of .....        | 26 |
| 12 | Monkshood, description and culture of .....            | 17 |
| 31 | Muscari, description and culture of .....              | 38 |
| 24 | Narcissus, description and culture of .....            | 38 |
| 30 | Nasturtium, description and culture of .....           | 33 |
| 21 | Nemophila, description and culture of .....            | 30 |
| 45 | Nemesia versicolor, description and culture of .....   | 30 |
| 22 | Palma Christi, description and culture of .....        | 33 |
| 10 | Pausy (The), description and culture of .....          | 22 |
| 44 | Passion Flower (The), as a climbing plant .....        | 47 |
| 24 | Penstemon, description and culture of .....            | 32 |
| 32 | Peony Rose, description and culture of .....           | 43 |
| 40 | Petunia, as a bedding-out plant .....                  | 44 |
| 33 | ———— as an annual .....                                | 24 |
| 10 | Phloxes (The), description and culture of .....        | 18 |
| 23 | Phlox Drummondii, description and culture of .....     | 32 |
| 16 | ———— as an edging plant .....                          | 13 |
| 32 | Pimpernel, description and culture of .....            | 30 |
| 49 | Pinks, description and culture of .....                | 20 |
| 49 | ———— as edging plant .....                             | 13 |
| 49 | Plan of garden to be made .....                        | 10 |
| 45 | Podophyllum, description and culture of .....          | 20 |
| 28 | Polyanthus (The), description and culture of .....     | 22 |
| 46 | Polyanthus Narcissus, description and culture of ..... | 38 |
| 24 | Poppy, description and culture of .....                | 33 |
| 27 | Portulaca, description and culture of .....            | 32 |
| 52 | Protection for flower gardens .....                    | 9  |
| 25 | Purple Fringe, for shrubbery .....                     | 15 |
| 33 | Pyrus Japonica, for shrubbery .....                    | 15 |
| 26 | Ragged Robin, description and culture of .....         | 19 |
| 39 | Ranunculus (The), description and culture of .....     | 40 |
| 13 | Rocket, description and culture of .....               | 17 |
| 38 | Rose (The), description and culture of .....           | 16 |
| 38 | ———— as a climbing plant .....                         | 46 |
| 46 | Salpiglossia, description and culture of .....         | 26 |
| 32 | Salvia coccinea, description and culture of .....      | 33 |
| 13 | Saxifraga, description and culture of .....            | 23 |
| 11 | Scarlet Runner, as a climbing plant .....              | 46 |
| 30 | Sea Lavender, as an edging plant .....                 | 13 |
| 38 | Seeds of Hardy Annuals .....                           | 31 |
| 26 | ———— of Tender Annuals, how to sow, &c. ....           | 27 |
| 18 | ———— of Annuals, when to gather .....                  | 50 |
| 23 | Senecio var, description and culture of .....          | 26 |
| 32 | Sensitive Plant, description and culture of .....      | 26 |

## INDEX.

|   |    |
|---|----|
| Shrubs, when to prune.....                            | 52 |
| — where suitable.....                                 | 13 |
| Size of garden to determine style.....                | 10 |
| Smoke Tree, for shrubbery.....                        | 15 |
| Snapdragon, description and culture of.....           | 24 |
| Snow-ball Tree, for shrubbery.....                    | 15 |
| Snowberry Tree, for shrubbery.....                    | 15 |
| Snowdrop Tree, for shrubbery.....                     | 15 |
| Snowdrop (The), description and culture of.....       | 34 |
| Soils best adapted for flower garden.....             | 16 |
| — suitable for annuals.....                           | 31 |
| Southern Wood, for shrubbery.....                     | 15 |
| Spearmint, description and culture of.....            | 23 |
| Speedwell, description and culture of.....            | 23 |
| Spirea, description and culture of.....               | 15 |
| Strawberry Tree, for shrubbery.....                   | 15 |
| Sunflower, description and culture of.....            | 32 |
| Sweet Peas, description and culture of.....           | 46 |
| — Sultan, description and culture of.....             | 30 |
| — William, description and culture of.....            | 20 |
| Syringa, for shrubbery.....                           | 15 |
| Tender Annuals, when to be sown.....                  | 40 |
| Thinning out of Annuals.....                          | 31 |
| Thyme, as an edging plant.....                        | 13 |
| Tiger Lily (The), description and culture of.....     | 39 |
| Treacle Mustard, description and culture of.....      | 31 |
| Tulip (The), description and culture of.....          | 35 |
| Venus' Looking-glass, description and culture of..... | 29 |
| Verbena, as a tender annual.....                      | 26 |
| — as a greenhouse plant.....                          | 44 |
| Veronica, description and culture of.....             | 23 |
| Virginia Creeper, as a climbing plant.....            | 47 |
| Violets, description and culture of.....              | 22 |
| Walks (Garden), how formed.....                       | 11 |
| Wallflower, description and culture of.....           | 24 |
| Weigella, for shrubbery.....                          | 15 |
| Whitlavia, description and culture of.....            | 33 |
| Wolfsbane, description and culture of.....            | 17 |
| Xeranthemum, description and culture of.....          | 26 |
| Zinnia, description and culture of.....               | 30 |

H O

SPADE,

SHOVEL

SPADING

MANUR

GARDEN

GARDEN

2 GARD

DUTCH

GARDEN

PRUNING

PRUNING

PRUNING

GARDEN

GRAPE

The n

Mar

# LIST OF HORTICULTURAL TOOLS.

SPADE,

SHOVEL,

SPADING FORK,

MANURE FORK,

GARDEN LINE AND REEL,

GARDEN RAKE,

3 GARDEN HOES,

DUTCH HOES,

GARDEN TROWEL,

PRUNING SAW,

PRUNING KNIFE,

PRUNING SCISSORS,

GARDEN SHEARS,

GRAPE SCISSORS,

WHEELBARROW,

GARDEN ROLLER,

LAWN SHEARS,

DAISY RAKE,

WATERING POT,

LAWN SCYTHE,

SYRINGE,

EDGING IRON,

HATCHET,

HAMMER,

FLOWER FORK,

BUDDING KNIFE,

INDIA RUBBER HOSE.

The above are all good Tools, and are purchasable at

**RICE LEWIS & SON'S,**

CORNER KING & TORONTO STREETS.

March, 1868.

TORONTO.



**JAMES BAIN,**

**Bookseller & Stationer,**

**66 KING STREET EAST,  
TORONTO.**

Always on hand a large and varied stock of the best

**ENGLISH STATIONERY,**

which he is selling at as low prices as any house in town.

**BLANK BOOKS**

of the best materials, and in the most substantial  
manner.

**COMMERCIAL PRINTING,**

Including BILL HEADS, CHEQUES, NOTES, &c., executed  
neatly, and at the regular rates.

**BOOKBINDING in ALL its BRANCHES.**

In this branch will be found all the NEW BOOKS, and he con-  
tinues to supply all the

**NEW PERIODICALS AND MAGAZINES**

WITH PROMPTITUDE AND PUNCTUALITY.

Books and Periodicals ordered from Britain every week.  
Printed Materials and Fancy Stationery from the first  
London Houses.

MONCH

AST,

of the last

RY,

HOUSE IN 1852.

most substantial

ING,

&c., executed

ANCHES

and he conti

MAGAZINES

BY

every week

from the first

