

**CIHM  
Microfiche  
Series  
(Monographs)**

**ICMH  
Collection de  
microfiches  
(monographies)**



**Canadian Institute for Historical Microreproductions / Institut canadien de microreproductions historiques**

**© 1994**

Technical and Bibliographic Notes / Notes techniques et bibliographiques

The Institute has attempted to obtain the best original copy available for filming. Features of this copy which may be bibliographically unique, which may alter any of the images in the reproduction, or which may significantly change the usual method of filming, are checked below.

L'institut a microfilmé le meilleur exemplaire qu'il lui a été possible de se procurer. Les détails de cet exemplaire qui sont peut-être uniques du point de vue bibliographique, qui peuvent modifier une image reproduite, ou qui peuvent exiger une modification dans la méthode normale de filmage sont indiqués ci-dessous.

Coloured covers/  
Couverture de couleur

Covers damaged/  
Couverture endommagée

Covers restored and/or laminated/  
Couverture restaurée et/ou pelliculée

Cover title missing/  
Le titre de couverture manque

Coloured maps/  
Cartes géographiques en couleur

Coloured ink (i.e. other than blue or black)/  
Encre de couleur (i.e. autre que bleue ou noire)

Coloured plates and/or illustrations/  
Planches et/ou illustrations en couleur

Bound with other material/  
Relié avec d'autres documents

Tight binding may cause shadows or distortion along interior margin/  
La reliure serrée peut causer de l'ombre ou de la distorsion le long de la marge intérieure

Blank leaves added during restoration may appear within the text. Whenever possible, these have been omitted from filming/  
Il se peut que certaines pages blanches ajoutées lors d'une restauration apparaissent dans le texte, mais, lorsque cela était possible, ces pages n'ont pas été filmées.

Coloured pages/  
Pages de couleur

Pages damaged/  
Pages endommagées

Pages restored and/or laminated/  
Pages restaurées et/ou pelliculées

Pages discoloured, stained or foxed/  
Pages décolorées, tachetées ou piquées

Pages detached/  
Pages détachées

Showthrough/  
Transparence

Quality of print varies/  
Qualité inégale de l'impression

Continuous pagination/  
Pagination continue

Includes index(es)/  
Comprend un (des) index

Title on header taken from:/  
Le titre de l'en-tête provient:

Title page of issue/  
Page de titre de la livraison

Caption of issue/  
Titre de départ de la livraison

Masthead/  
Générique (périodiques) de la livraison

Additional comments:/  
Commentaires supplémentaires:

Pages after the title page and before page vii, and pages 403-404 are missing.  
There are some creases in the middle of pages.

This item is filmed at the reduction ratio checked below/  
Ce document est filmé au taux de réduction indiqué ci-dessous.

10X	14X	18X	22X	26X	30X
<input type="checkbox"/>	<input type="checkbox"/>	<input checked="" type="checkbox"/>	<input type="checkbox"/>	<input type="checkbox"/>	<input type="checkbox"/>
12X	16X	20X	24X	28X	32X

The copy filmed here has been reproduced thanks to the generosity of:



Metropolitan Toronto Reference Library  
Baldwin Room

The images appearing here are the best quality possible considering the condition and legibility of the original copy and in keeping with the filming contract specifications.

Original copies in printed paper covers are filmed beginning with the front cover and ending on the last page with a printed or illustrated impression, or the back cover when appropriate. All other original copies are filmed beginning on the first page with a printed or illustrated impression, and ending on the last page with a printed or illustrated impression.

The last recorded frame on each microfiche shall contain the symbol  $\rightarrow$  (meaning "CONTINUED"), or the symbol  $\nabla$  (meaning "END"), whichever applies.

Maps, plates, charts, etc., may be filmed at different reduction ratios. Those too large to be entirely included in one exposure are filmed beginning in the upper left hand corner, left to right and top to bottom, as many frames as required. The following diagrams illustrate the method:



L'ex  
géné

Les  
plus  
de la  
conf  
filme

Les  
papi  
par l  
dern  
d'im  
piat,  
origi  
prem  
d'im  
la de  
emp

Un d  
dern  
cas:  
symb

Les c  
filme  
Lorsq  
repro  
de l'a  
et de  
d'ima  
illust

ed thanks

library

quality  
gibility  
the

e filmed  
g on  
Impres-  
. All  
on the  
pres-  
printed

ne  
CON-  
ID"),

at  
to be  
ed  
ft to  
as  
the

L'exemplaire filmé fut reproduit grâce à la  
générosité de:




Metropolitan Toronto Reference Library  
Baldwin Room

Les images suivantes ont été reproduites avec le  
plus grand soin, compte tenu de la condition et  
de la netteté de l'exemplaire filmé, et en  
conformité avec les conditions du contrat de  
filmage.

Les exemplaires originaux dont la couverture en  
papier est imprimée sont filmés en commençant  
par le premier plat et en terminant soit par le  
dernière page qui comporte une empreinte  
d'impression ou d'illustration, soit par le second  
plat, selon le cas. Tous les autres exemplaires  
originaux sont filmés en commençant par la  
première page qui comporte une empreinte  
d'impression ou d'illustration et en terminant par  
la dernière page qui comporte une telle  
empreinte.

Un des symboles suivants apparaîtra sur la  
dernière image de chaque microfiche, selon le  
cas: le symbole → signifie "A SUIVRE", le  
symbole ∇ signifie "FIN".

Les cartes, planches, tableaux, etc., peuvent être  
filmés à des taux de réduction différents.  
Lorsque le document est trop grand pour être  
reproduit en un seul cliché, il est filmé à partir  
de l'angle supérieur gauche, de gauche à droite,  
et de haut en bas, en prenant le nombre  
d'images nécessaire. Les diagrammes suivants  
illustrent la méthode.



# MICROCOPY RESOLUTION TEST CHART

(ANSI and ISO TEST CHART No. 2)



4.5

5.0

5.6

6.3

7.1

8.0

9.0

10

11.2

12.5

14

16

18

20

22.5

25

28

32

36

40

45

50

56

63



APPLIED IMAGE Inc

1653 East Main Street  
Rochester, New York 14609 USA  
(716) 482 - 0300 - Phone  
(716) 288 - 5989 - Fax

Handwritten scribbles and symbols, possibly including the number '10' and various illegible marks.

F



R

A GR



**MODERN**  
**PRACTICAL COOKERY,**  
**PASTRY, CONFECTIONERY,**  
**PICKLING, AND PRESERVING;**

WITH

**A GREAT VARIETY OF USEFUL AND ECONOMICAL RECEIPTS.**

**BY MRS. NOURSE,**  
**TEACHER OF THESE ARTS, EDINBURGH.**

**A NEW EDITION, CORRECTED AND IMPROVED.**

**MONTREAL—ARMOUR & RAMSAY.**  
**KINGSTON—RAMSAY, ARMOUR & CO.**  
**HAMILTON—RAMSAY & M'KENDRICK.**

**1845.**

MORNING

Y...

...

BRS

641.5

N594

...

...

...

...

and the description and figure may be compared at a glance.

An alphabetical index is also added, by which reference to the receipts will be much facilitated.

The Author hopes that these numerous improvements will meet with the approbation of the public, and secure to the work the continuance of the popularity it has hitherto enjoyed.



HO

Tr  
sw  
the

wh  
stic  
mu  
and  
mi

run  
the  
or  
eat  
and

## CHAPTER I.

### ON MARKETING, &c.

HOW TO MARKET, AND THE SEASONS OF THE YEAR FOR  
BUTCHER MEAT, POULTRY, GAME, FISH,  
HERBS, ROOTS, AND FRUITS.

---

#### PIECES IN A BULLOCK.

THE head, tongue, palate; the entrails are the sweetbreads, kidneys, skirts, and tripe; there is the double, the roll, and the reed-tripe.

The fore quarter first consists of the haunch, which includes the clod, marrow bone, shin, and sticking piece or neck end; the next is the leg or mutton piece, which has part of the blade bone; and then the chuck, the brisket, the fore ribs, and middle rib or chuck rib.

The hind quarter consists of the sirloin and rump, the thin and thick flank, the veiny piece; then the chuck bone, buttock, and leg (or hough;) or you may cut out of it an English round, which eats well salted, or stewed fresh with a good sauce and roots.

*In a Sheep.*—The head and pluck, which includes the liver, lights, heart, sweetbreads, and milt.

The fore quarter consists of the neck, breast, and shoulder.

The hind quarter is the leg and loin; the two loins together are called a saddle of mutton, which is reckoned a very genteel dish; but the Scotch mutton answers best, as some of the English is too large.

*In a Calf.*—The head and inwards are the pluck, which contains the heart, liver, lights, neck, and milt, and what is called the skirts, which eat very well broiled; the throat, sweetbread, and the windpipe; the latter is the finest.

The fore quarter is the shoulder, neck, and breast; the hind quarter is the leg, which contains the knuckle, fillet, and loin.

*In a House Lamb.*—The head and pluck, which is the liver, lights, heart, and milt. Then you may make a nice fry, as they do in England, which consists of the sweetbreads, lambs' kernels, the skirts, and some of the liver.

In the fore quarter is the shoulder, neck, and breast together; the hind quarter is the leg and loin. This is in high season at Christmas, but lasts all the year.

Grass lamb comes in in April or May, as the season is favourable, and is good till the middle of August.

*Pieces in a Hog.*—The head and entrails, which is the liver and crow, kidney and skirts. This is called the haslet, and is mixed with sage, and sweet herbs, pepper, salt, and spice, then rolled up in the caul, and roasted; there are what is called the chitterlings, or the guts, which are cleaned for sausages.

The fore quarter is the fore loin and spring; if a large hog, cut a spare rib off; the hind quarter is the leg and loin.

*A Large Bacon Hog.*—This is cut a different way for making hams, bacon, and pickled pork. Here you take out the spare ribs, chines, and griskins, and you have fat for hog's lard. The liver and craw make a fine fry; the feet and ears are both equally good soused.

Pork comes in season in August, and holds good till April.

#### HOW TO CHOOSE BUTCHER MEAT.

*To choose Beef.*—If it be ox beef, it will have an open grain; if young, a tender and oily smoothness; if rough and spongy, it is old, or inclining to be so: except the neck, brisket, and such parts as are fibrous, which in the meat will be rougher than in other parts, a pleasing carnation colour betokens good meat; the suet of a yellowish white, not so good, but otherwise it is good.

Cow beef is less bound, and closer grained than the ox, the fat whiter, and the lean paler.



Bull beef is of a closer grain, and of a deeper red, the fat skinny and hard, and has a harsh smell.

*To choose Mutton.*—If young, the flesh will pinch tender with your finger and thumb, and the fat will easily part from the lean; if old, it will stick by strings and skins; if ram mutton, the fat feels spongy, the flesh close grained, and tough when tried with your finger and thumb; if ewe mutton, the flesh is paler than wedder mutton, and of a closer grain; if there be a rot in the sheep, the flesh will be palish, the fat inclining to yellow, and the flesh will be loose at the bone. In the fore quarter, observe the neck vein; if it look of a bluish colour, it is fresh, but if greenish or yellowish, it is the contrary: in the hind quarter, examine and smell under the kidney; if you meet with a faint smell, and the knuckle be limber, it is stale killed, but, if not, it is fresh.

*To choose Veal.*—If the bloody vein look blue or red, it is new killed; but if yellow, green, or blackish, it will be flabby and stale. The loin first taints under the kidney; examine that part, for the flesh, if old killed, will be soft and slimy; the breast and neck taints first at the upper end, and you will observe it appear yellowish or greenish; and the sweetbread will be clammy; otherwise it is fresh and good.

The leg is known to be new by looking if it be

dry or blackish ; if so, it is stale, if otherwise, it is fresh and good.

The head is known by the eye ; if it be sunk in the head, and look dim, it is stale killed. If the eye look plump and bright, it is new and good.

*Lamb.*—In a fore quarter of lamb, observe the vein in the neck ; if of a bluish colour, it is fresh and good, but if greenish or yellowish, it is stale. In the hind quarter, look under the kidney ; if not tainted there, it is fresh and good. For a lamb's head, observe the same rules as for a veal's head. *Λ*

*Pork.*—Observe the skin ; if stale, it will be sweaty and clammy, but if cool, dry, and firm, it is new and good ; if young, the skin will be thin, and the lean will be mixed with streaks of fat in it ; if otherwise, it is old.

*To choose Venison.*—Try the haunch or shoulder under the bone ; and observe, if it be soft, slabby, sticky, slimy, and of a greenish cast, it is stale ; otherwise, it is fresh and good : look at the hoofs, and if they be wide in the clefts, it is old, if close, it is young.

*Season for Venison.*—The buck venison begins in May, and is in season till All-Hallow-day. The doe is in season from Michaelmas till the end of the year, though it is often made use of till the end of January.

## MARKETING.

## POULTRY IN SEASON.

*January.*— Hen turkeys, capons, pullets, fowls, some chickens, hares, all sorts of wild fowl, tame rabbits, and tame pigeons.

*February.*— Turkeys, and pullets with egg, capons, fowls, small chickens, hares, all sorts of wild fowl, which in this month begin to decline; tame and wild pigeons, tame rabbits, grown geese, young ducklings, turkey poults.

*March.*— This month the same as the preceding; but wild fowls are out of season.

*April.*— Pullets, young spring fowls, chickens, pigeons, young wild rabbits, leverets, young geese, and turkey poults.

*May and June.*— The same as the preceding.

*July and August.*— The same, with the addition of some 'pheasant, young wild ducks, called moulters.

*September, October, November, and December.*— In these months, all sorts of fowls, both wild and tame, are in season; and the three last is the high season for all sorts of wild fowls and game.

*To choose Poultry.*— If a capon, and young, his spurs will be short and dumpy, his legs smooth, and a fat vein on the side of his breast, the comb pale, with a thick breast and rump; if new killed, he has a close vent, but if old killed, it will be loose and open.

*Cock or Hen Turkey, and Turkey Poults.*—If the cock be young, his legs are black and smooth, and his spurs short; if stale, his eyes are sunk in his head, and the feet dry; if new, the eyes are lively, and the feet limber; observe the same by the hen, and if with egg, she has a soft open vent, if not, a hard, close vent: turkey poults are known the same way, and their age cannot deceive you.

*Cock, Hen, Pullet, &c.*—If young, his spurs are short and dubbed; but you must take care that the poulterer do not deceive you in paring and scraping them; if old, he has an open vent; if new killed, a close and hard vent; and the same observations for a hen.

*Tame or Wild Geese.*—If the bill be yellowish and but few hairs, she is young; but if full of hairs, and the bill and feet red, she is old; if new killed, limber footed; if stale, dry footed; and the same of a wild goose.

*Wild and Tame Ducks.*—The duck, when fat, is hard and thick on the breast; but if not, sharp on the breast; if new killed, limber footed; if stale, dry footed. A true wild duck has a reddish foot, and smaller than the tame duck.

*Pheasant Cock and Hen.*—The cock, when young, has short dubbed spurs, when old, sharp small spurs; if new killed, a fast vent; if old, a loose open one. The hen, if young, has smooth

legs; if with egg, an open vent; for newness or staleness, the same as for the cock. A true sportsman will not shoot the cocks, if he can help it, as one cock serves many hens, the same as the tame fowls in the barnyard.

*Heath and Pheasant Poults.*—If new, they will be stiff and white in the vent; if fat, they have a hard vent, and the feet limber; if stale, dry feet and limber, and, if touched, they will peel.

*Heath Cock and Hen.*—If young, they have smooth legs and bills; if old, rough; for newness or staleness, they are known as above.

*Partridges.*—The bill white, and the legs bluish, shew age; for, if young, the bill is black, and the legs yellowish; if new killed, a fast vent; if stale, a greenish and open vent.

*Woodcocks and Snipes.*—The woodcock, if fat, is thick and hard to handle; if new killed, limber footed; if stale, hard and dry. For a snipe, if fat, or new killed, observe the same rules.

*Pigeons.*—If old, they have red legs; if young, black legs, and down mixed among the feathers; observe the same rules for newness.

*Green and Gray Plover.*—Observe the same rules as for woodcocks; blackbirds, thrushes, and larks the same.

*Hares, Leverets, or Rabbits.*—A hare, if new killed, is whitish and stiff; if stale, the body

blackish and limber ; if the cleft in her lips spread very much, she is old ; if the contrary, she is young. A rabbit ; observe the same rules in newness or staleness.

## FISH IN SEASON.

*Candlemas Quarter.*—Lobsters, crabs, river craw-fish, mackerel, bream, barbel, roach, and shad ; lamprey or lamper eels, dace, bleak, and prawns.

*Midsummer Quarter.*—Turbot and trouts, soles and grigs, salmon, land and sea sturgeon, lobsters and crabs.

*Michaelmas Quarter.*—Cod and haddocks, ling, tusk, and mullets, gray weaver, herrings, sprats, soles and flounders, plaice, dabs, eels, skate and thornback, oysters and scallops, salmon, sea perch and carp, pike, perch, and sea tench. In this quarter are fine smelts, a nice fish fried for garnishing ; their smell resembles a green cucumber.

*Christmas Quarter.*—Dory, brile, gudgeon, smelts, perch, anchovy, rock scallops and wilks, cockles, mussels, and barbet, oysters, &c.

## HOW TO CHOOSE FISH.

*Salmon, Pike, Trout, Carp, Tench, Barbel, Chub, Eel, Whiting, Smelts, and Chad.*—All these are known to be fresh or stale by the colour of their gills ; their easiness or hardness

to open; the standing out or sinking of their eyes, &c.

*Turbot*—Is chosen by its thickness and plumpness, and, if its belly be of a cream colour, it will dress and eat well; but if thin, and the belly of a bluish white, it will not eat so well.

*Cod and Codlings*.—Choose them by the thickness towards the head, and the whiteness of the flesh when it is cut: a codling by its stiffness, the redness of the gills, and plumpness and clearness of the eyes.

*Ling*.—For dried ling, choose that which is thickest in the poll, and the fish of the highest yellow.

*Skate and Thornback*.—These are chosen by their thickness, and the she skate is the sweetest, especially if large.

*Soles*.—These are chosen by their thickness and stiffness, and when their bellies are of a cream colour, they are the best.

*Sturgeon*.—If it cut clean, without crumbling, and the veins and gristle be of a blue colour, and the flesh of a pure white, you may conclude it to be good.

*Fresh Herring and Mackerel*.—If their gills be of a fresh red, if the eyes stand full, and the fish be stiff, then they are fresh; but if the eyes be sunk, the fish limber, and the gills have lost their bright colour, they are stale.

*Lobsters*.—Choose these by their weight, for

the heaviest are the best, if no water be in them ; if new, the tail pulls smart like a spring. A male lobster is known by the narrowness of the back part of the tail, but the hen is broader at the back of the tail ; the male crab is known by the same rule.

*Prawns, Shrimps, and Crab Fish.*—The two first, if stale, are limber, and cast a kind of slimy smell, and their colour faded ; the latter are limber in their claws and joints ; the male crab is known by the narrowness of the flap that covers the tail ; the female is much broader ; they are chosen by their weight.

*Plaice and Flounders.*—If they be stiff, and their eyes not sunk, or look dull, they are fresh ; the contrary when stale. The best kind of plaice look bluish on the belly.

*Pickled Salmon.*—If the fish feel oily, and the scales be stiff and shining, and it come off the bone in flakes, without crumbling, then it is new and good.

*Pickled and Red Herrings.*—To try them, open the back to the bone, and if the flesh be white and oily, and the bone of a bright red, then conclude them to be good ; if red herrings carry a good gloss, of a golden colour, smell well, and part from the bone, they are good.



FRUITS AND GARDEN STUFFS THROUGHOUT THE  
YEAR.

*January.*—Fruits yet lasting. Some grapes, the Kentish, russet, golden, French, and Dutch pippins. Winter apples, various kinds for baking; all garden stuffs much the same as in December.

*February and March.*—Much the same as in January.

*April.*—You have now in the kitchen garden, autumn carrots, winter spinage, sprouts of cabbage, and cauliflowers, turnip tops, asparagus, young radishes, Dutch brown lettuce, and cresses, burnet, young onions, scallions, leeks, and some early kidney beans on hotbeds; purslain, cucumbers, and mushrooms; some cherries, green sprouts and early gooseberries, for tarts; some apples yet remaining for the table and baking.

*May.*—Asparagus, cabbages, lettuces, burnet, purslain, cucumbers, nasturtium flowers, early pease and beans sown in autumn, artichokes, kidney beans, and scarlet strawberries on hotbeds; May duke cherries on walls, green apricots for tarts, and green gooseberries; some apples still remaining of last year, with young apples for tarts.

*June.*—Asparagus, beans and pease, kidney beans, cauliflowers, artichokes, cabbage, young onions, carrots and parsnips, purslain, burrage,

burnet, Dutch and coss lettuce, some endive cucumbers, and all sorts of pot-herbs.

Green gooseberries, strawberries and some raspberries, currants, cherries, apples, apricots, grapes, and melons.


*July.*— Much the same as in June, with walnuts in high season, and samphire for pickling, with some russet apples yet remaining of last year.

*August.*— Cabbage, cauliflowers, artichokes, cabbage lettuce, beets, carrots, potatoes, turnips, beans and pease, kidney beans, and all sorts of kitchen herbs, radishes, horse-radish, cucumbers, onions, garlic melons, and some cucumbers for pickling.

Gooseberries, raspberries, currants, grapes and figs, apples, pears, peaches, nectarines, some plums and grapes.

*September.*— Much the same as in August, with peaches, pears, apples, plums, walnuts, filberts, quinces, melons, and cucumbers, for pickling and preserving.

*October.*— Some cauliflowers, artichokes, pease, beans, cucumbers, and melons, with July sown kidney beans, turnips, carrots, parsnips, potatoes, beets, onions, garlic, eschalots, chardonel cresses, cherville, mustard, radishes, spinage, lettuce, burnet, celery, endive, late peaches, and magnum plums, with small plums for tarts; grapes, filberts,



walnuts, damsons, and great variety of apples and pears.

*November.*—Much the same as in October, with late cucumbers or gherkins, for pickling, with hazel-nuts and walnuts, and variety of apples and pears.

*December.*—Cabbages and savoys, spinage; roots much the same as in last month, with plenty of apples and winter pears for preserving.

of apples

October,  
pickling,  
variety of

spinage ;  
with plenty  
g.

## CHAPTER II.

### OF SOUPS.

#### BROWN SOUP.

CUT down a large hough of beef, rub a little marrow on the bottom of the soup-pot, put in some of the fleshy pieces of the meat, and a few slices of ham ; let them get a brown, turn them, and when both sides have been browned, add a kettle of boiling water ; stew for half an hour, then add the remainder of the meat, and fill up the pot with warm water ; when it comes to the boil, take off the scum carefully, and put in an ounce of whole black and a few corns of Jamaica pepper ; let it boil slowly for about two hours, then add six or eight onions with their skins, or a stock or two of celery, and a little thyme ; let it boil for about six hours, taking care that it keep constantly, but gently boiling ; strain it through a hair searce into an earthen deep plate. When to be finished, take off any scum that may be on the top, and turn

the soup into a large stewpan or soup-pot, keeping back the sediment; boil till it look fine and clear.

*Note.*—Observe that your meat for soup be always new killed.

#### SOUP SANTE.

Prepare the soup as in the above receipt; have some celery cut down, some carrots cut into straws, a few of the small heads of cauliflower, and a dozen of small onions; stew in water till tender, and add to the soup.

#### SOUP CRESSY.

Prepare the soup from any kind of meat you choose; then cut down about two dozen of large carrots, two or three turnips, as many large onions, a stock of celery, and a piece of thyme; put all these ingredients into a pan, with about a gallon of water; let them boil till the water be almost reduced, then, with a wooden ladle, work them through a hair searce; mix it up with the soup, put it on the fire, and let it boil till it is fine and thick. Observe to put the spices in when you stew the meat for soup, and a little Cayenne pepper; add a pint (mutchkin) of good sweet cream, a little before it comes off the fire. Serve it up hot.

## MOCK TURTLE SOUP.

Make the soup of beef, with a little veal and bacon ham amongst it, then have the veal's head cleaned and parboiled, cut it down into handsome square pieces, have the soup ready strained and skimmed, put it into a clean pan, then put in the meat, break three table-spoonfuls of flour in a little soup, and set it on the fire or carron-plate. In the mean time, make some forcemeat balls thus: Parboil a piece of veal, cut it down, and beat it in a mortar; add to it a small onion, a piece of suet, a little parsley, a little thyme, pepper, and salt, and a few crumbs of bread; pound all these ingredients in the mortar till they are fine and smooth, drop in an egg, work them together, and roll them into little balls, about the size of the yolk of an egg; fry them of a light brown; have ready six hard boiled eggs; take the yolks and break them down in a clean mortar, with a little Cayenne pepper and salt, and the yolk of a raw egg; roll them into little balls about the size of a nutmeg. When the soup is near ready, put in the forcemeat balls and egg balls, and half a pint (half a mutchkin) of white wine, and a little Cayenne pepper, then dish it. Observe, when you prepare any kind of thick soup, put in the spices when the meat is raw.

## HARE SOUP.

Skin the hare, but observe, in so doing, to have a vessel under it, to save all the blood that comes from it; cut the hare down in pieces, have a well tinned pot ready, put a piece of butter in the bottom of it, then lay in the meat with two whole onions, and an ounce of whole black pepper tied in a piece of rag, with a few sweet herbs; put it on a very slow fire or carron plate, cover it close, let it stew for half an hour, then have a kettle of boiling water ready, add the water to it, stir it round two or three times. Observe, before you put in the water, to strain the blood through a searce, add that to it, and stir it all well together. You must observe to put a little beef in with the hare, or a little brown soup, if you have it. Some people like a little celery; dish the soup with the head and all principal pieces.

## ANOTHER WAY.

Skin the hare, save all the blood, put it on as in the former receipt; when it is stewed till the meat is tender, take out all the meat, clean it from the bones, pound it in a mortar, next it up with the soup, put it through a searce, put it in a clean pan, with some brown soup amongst it, let it boil for a few minutes. Dish as in the former receipt.



## OX HEAD SOUP.

Take an ox head, split it, and blanch it in water to take the blood out of it; boil it till it will come off the bones; cut it down in square pieces; take soup of any kind you may have ready; put it on, adding a sufficient part of the head to it; mince down two large onions; put a piece of butter in a stewpan; when the butter froths, put the onions in, and fry them till quite done; dust in a handful of flour, and keep stirring them for a few minutes; then add it to the soup, stirring it well together: season with white pepper and salt, and pounded mace or grate of nutmeg: let all boil till rich and good: you may add forcemeat and egg balls if you choose.

## PEASE SOUP.

Take a pound and a half of split pease, put them on the fire with a gallon of water, you may put in any kind of meat you choose, an onion or two, a bit of bacon ham, a little black and white pepper, a piece of dried mint, a sprig of thyme, and a little salt; when the pease are quite dissolved, take out the meat, strain the soup, and pass them through a hair searce; return it back into a clean pan, boil it for half an hour, then cut down a little toasted bread, throw that into the tureen, and pour the soup over it.

## ANOTHER WAY.

Take a pound and a half of pease, tie them into a cloth, have ready some soup, boil the pease till tender, turn them out, mix them with the soup, strain them as in the former receipt, boil it for a little, dish it up hot; season as in the former receipt.

## VEAL SOUP.

Take a knuckle of veal, cut off the fleshy pieces, put on the veal with a very little water; add a little boiling water from time to time, mince down a little parsley, a few young onions, a small sprig of thyme, add them to the soup, throw in a little whole white pepper; dish it, and serve it up hot.

## PIGEON SOUP.

Take six pigeons, cut them down in quarters, rub them over with flour, fry them of a fine light brown, have ready some good brown soup, put them all into a clean pan, stew them till tender, season with white pepper and mace, then dish it up.

## CHESTNUT SOUP.

Prepare the soup as for brown soup; boil the chestnuts till tender; skin them, and throw them into cold water as you skin them, or they will

turn black ; cut them down in quarters, add them to the soup, and give it a boil.

## ALMOND SOUP.

Blanch a pound of almonds, dry them well, beat them in a mortar, with a little sweet cream, till they are fine and smooth, then have ready some good veal soup, and a boiled fowl ; take all the white meat of the fowl, pound it in a mortar, then mix up the soup with the meat and almonds, two large slices of bread rubbed down, or a quarter of a pound of ground rice ; mix all well together, boil it for a little, have ready six hard boiled eggs, pounded in the mortar, with a little cold cream, till they are smooth, and mix them up with the remainder of the cream ; strain the soup through a fine searce or stamine cloth, return it into the pan, and let it come to the boil ; season with a little salt and beaten mace. Just as you are going to dish, add the eggs and cream, but do not let it boil after they go to it.

## RUMP SOUP.

Take a good new killed hough of beef, cut off all the fleshy pieces, one pound of lean ham, two pounds of veal, put these into a large stew-pan, set it on a slow fire, let it take a catch, but not to burn ; in the mean time, take the remainder of the hough, put it into a large soup pot, fill it up with water, and, before it comes

to the boil, add the meat in the stewpan to it. When it boils, take the scum off, then add six onions with the skins on, one ounce of whole black pepper, a fagot of thyme, a little winter savory; let all stew till the soup is rich and good; then have two ox rumps, cut them into pieces about two inches long, and fry them in butter till they are of a nice brown. Then strain and scum the soup, return it into a clean goblet, and let it boil till it is rich and fined. Swell a quarter of a pound of rice in water, drain it, and add it to the soup, with the rumps; let all boil together for ten minutes. Season to your taste with white pepper, Cayenne, and salt; dish with the rumps in it. Observe, the rumps must be stewed till tender, with a handful of onions, before you fry them.

#### TO MAKE HOTCH-POTCH.

Take the neck (back ribs) of mutton or lamb, not too fat, cut it into steaks, put them on with half a gallon (pint Scotch) of water; have ready, cut down, some carrot and turnip, a stock or two of celery, some young onions and parsley, then have a quart (chopin) of pease; when the pan boils, skim off all that rises, put in the roots, and let all gently boil together till the soup is rich, and, half an hour before you dish, add a pint (mutchkin) of young pease to it; salt to your taste; dish it up.

## FRIAR'S CHICKEN.

Take a knuckle of veal, stew it with a little white pepper whole, and a bunch of thyme; extract all the soup you can get from it; cut down two young fowls in small pieces, skin them, rub them over with the yolk of an egg, dip them in crumbs of bread, and fry them of a nice light brown; strain the soup, pour all the butter out of the pan that the chicken was fried in, and add the soup to the fowls; let it stew till the meat is tender; beat up five eggs with a little parsley, white pepper, and salt: just as you are going to dish, pour a little of the boiling soup into the eggs, return it into the pan, and serve it up.

## GARDEN, OR VEGETABLE SOUP.

Have some good brown soup ready, take two or three stocks of lettuce, a handful of parsley minced small, a small quantity of chives cut down, a few young carrots cut into small pieces, a few young pease; put all these into a pan, with a little piece of butter, and let them stew for a quarter of an hour, then have the soup ready scummed and strained, drain all the butter from the roots, and add them to the soup; then dish it up.

## TO MAKE VERMICELLI SOUP.

Take a large leg, (hough,) or two small ones, of new killed beef, cut it in pieces; take a little of the marrow and rub the bottom of the pot, set it on the fire or carron plate, lay in the fleshy pieces of the meat, let it take a good brown on both sides, then lay in the bony pieces, with a knuckle of veal if you have it, and a small piece of bacon ham; let them stew for a quarter of an hour, close covered, without any water; have boiling water ready, throw in a handful of whole black pepper, a stock of celery, an onion or two, a sprig of thyme, and a carrot; fill up the pot with the boiling water, and let it boil gently for six hours, but do not stir it. If the soup be put on at night, it will boil down in two hours the next morning; by this time the soup will be of a good strength and colour; take it off, and strain as much through a searce as will make a tureenful, then, with boiling water, fill up the pot again, set it on the fire, and let it boil quickly for two hours, till it be reduced to another tureenful; strain it off, take the first drawn soup, skim off all the fat, put it in a clean pan, keeping back the sediment at the bottom, put it on the fire, let it boil for an hour to fine; boil a quarter of a pound of vermicelli till tender, strain it, add it to the soup, let it boil a quarter of an hour, and dish it up.

## TO MAKE A FINE PEASE SOUP.

Take the second drawing of the preceding soup, take a pound of split pease, sift and wash them, tie them in a cloth, giving them room to swell, put them in a pan of cold water after they come to the boil; let them boil an hour and they will be enough; observe to put a common plate in the pan, to keep the cloth from the bottom: in the mean time, have the soup boiling; turn out the pease into a large bowl, bruise them well, and break them with a ladleful of soup, adding a ladleful at different times, till you have mixed them and the soup together; return the whole into the pan; have a large carrot or two grated down, an onion minced small, a handful of spinage, pare and slice down two potatoes, put them in, and a small piece of bacon ham if you have it; let it all boil together for half an hour. Season with pepper and salt to your taste, then strain it through a hair searce, working the pulp of the pease through with a wooden spoon, then return it to the pan, bring it to the boil, and dish it up. You may, if you like the flavour, rub in a little dried mint. By this method, you make two soups from one preparation: you may make any kind of thick soup from the second drawing, such as hotch-potch, soup cressy, or any kind that does not require to be clear, and it is equally good.

## TO MAKE LOBSTER SOUP.

Take three good lobsters and boil them ; when cold, pick all the meat from the tail and claws, lay it upon a clean plate, then take the red roe, and all the meat that is in the body, pound it very fine in a mortar ; have ready some good soup made from any kind of meat you choose, mince down two or three large onions very small, fry them with a little fresh butter till they look of a fine brown ; then dust in a handful of flour, and mix in all the red meat that you have pounded, pour in the soup, let it boil for half an hour, and strain it through a fine searce ; return it into a clean saucepan, then cut down the solid meat of the claws and tail into handsome pieces, add that to it. Season with a little white and Cayenne pepper, and salt, and two glasses of sherry or Madeira wine ; serve it up hot.

## OYSTER SOUP.

Make up the soup as you did for the lobster ; then scald two hundred oysters, strain and save a little of the liquor, take all the beards off, have two or three small skewers, and stick on as many of the oysters as they will hold ; have a pan of boiling dripping ready ; take each skewerful of oysters and dip them into the yolk of an egg, then dust them over with flour, fry them quickly, and lay them on a searce to drain. In the same



manner do the remainder; have the soup ready for dishing; slip the oysters off the skewers into the tureen, and pour the soup over them. Observe to put the oyster liquor to the soup while you are frying the oysters.

#### ANOTHER WAY.

Take a good knuckle of veal, and make a good stock from it, cut down a few slices of ham and raw veal, slice four large onions, half an ounce of whole white pepper, a quarter of an ounce of mace, put these into a stewpan, and fry them about half an hour, add them to the soup, let all boil together till it is rich and good; put a good piece of butter into a stewpan, when you see it froth, dust in a handful of flour, and, with a wooden spoon, work it till it is smooth, then strain and scum the soup, mix all together, and again strain it into a clean goblet, boil till it is like a rich cream, stirring all the time; have a hundred and a half of oysters scalded and bearded, a little of the oyster liquor, and a tea-cupful of cream, add them to the soup; dish, and serve it up.

#### A RICH RICE SOUP.

Have a good gray or brown soup ready, well seasoned; take a quarter of a pound of whole rice, wash it well, and boil it in water till tender; strain it, and set it before the fire to dry; have



six hard boiled eggs, take the yolks, bruise them in a bowl till smooth, break them with a little of the soup till they become like a cream; mince down two large onions small, and fry them in a little butter till they are dissolved, then put in the rice, and give it a nice fry in the same pan, to take the watery taste off; put it on the back of a searce for a little before the fire; add it to the soup, and let it boil for a quarter of an hour; and just before you dish, add the eggs to it, and stir it up well, but do not let it boil, or it will curdle.

#### GREEN PEASE SOUP.

Take a quart (chopin) of pease, not too young, two stocks of lettuce, some young onions, and a sprig of thyme; put these in a stewpan with a piece of butter; after cutting down the lettuce and onions, and a little parsley minced, fry them on a slow fire for half an hour; have some soup ready made from any kind of meat, put the soup to the pease, and let them boil till the whole are well dissolved, then pass them through a hair searce, and return it to the pan again; next have ready a pint (mutchkin) of nice young pease, put them in, season with pepper and salt to your taste, and when the pease are done, dish it up.

#### ITALIAN SOUP.

Prepare some good veal soup, flavoured with a piece of bacon ham, two or three onions, whole

use them  
a little of  
n; mince  
them in a  
en put in  
same pan,  
e back of  
l it to the  
hour; and  
and stir it  
l curdle.

white pepper, and a little mace; boil till it is rich and good; put half a pound of butter (English) into a stewpan; when it froths, dust in a handful of flour, stir it well, then add the soup to it. Strain into a clean goblet, bring it to the boil, stirring all the time; have ready six hard boiled yolks of eggs, bruise them in a bowl, with a little cream or milk; mix with the eggs a chopin (quart) of good cream; add half a pound of Italian paste to the soup, and let it boil for a little, then strain the eggs and cream, and add to the soup; bring it to the boil, and serve it up.

oo young,  
ns, and a  
pan with a  
he lettuce  
, fry them  
ome soup  
t the soup  
whole are  
gh a hair  
next have  
ng pease,  
alt to your  
sh it up.

## WHITE SOUP.

Have ready some veal soup, well seasoned with white pepper, mace, an onion or two, and a little thyme. When the soup is strained, mix two ounces of arrowroot with a little cold milk; add to it a quart (chopin) of boiling milk; strain it in a well tinned pan; set it on the fire, and bring it to the boil, stirring all the time; add the soup to it, boil all together, constantly stirring it, for an hour; put in an onion stuck with cloves, and let it boil in it; take out the onion, strain the soup into a clean pan; add a quart (chopin) of good sweet cream. Do not let it boil after the cream is added. Serve it up; a tea-cupful of rice may be added, if liked.

oured with  
ons, whole

## WHITE SOUP ANOTHER WAY.

Take a well tinned pan, melt a quarter of a pound of butter, slice six large onions, two turnips, two carrots, the hearts of six lettuce, a stock or two of celery, and a little parsley. Shut the pan close, and let it stew over a slow fire for an hour, taking care it does not catch. If the roots appear to get dry, add a little soup till they are well done. Have some veal soup ready, and fill up the pan. Rub or grate down a pound of stale bread; add it to the soup, let all boil another hour; pass it through a hair searce, working it through with a wooden spoon, till you have as much of the substance of the roots through as you can. Return it to a clean pan, bring it to the boil, bruise six or eight hard boiled yolks of eggs, mix them in a pint (mutchkin) of cream, and just before you dish, add it to the soup, with a little salt and mace to your taste.

## WHITE SOUP ANOTHER WAY.

Take two pounds of lean veal, half a pound of bacon ham, and two pounds of lean beef. Cut them all down, lay the ham at the bottom; then the veal and beef, with an old fowl cut in quarters; half an ounce of whole white pepper, three large onions, a carrot, a turnip, two or three heads of endive, and a little salt. Put as much water to it as will be sufficient for a tureen; let it boil

slowly four hours or more, adding boiling water as it reduces. After two hours' stewing, take out the ham, some of the veal, and the fowl: pound the meat of the fowl, veal, and ham in a mortar to a paste; strain and skim the soup, and mix the pounded meat in it; fry half a pound of the crumbs of a stale loaf, with a little butter, till it be of a pale brown, in a clean stewpan. Drain it, and add it to the soup, with two ounces of sweet, and a dozen of bitter almonds, pounded and mixed with a little cold milk. Let all boil for half an hour: have ready the yolks of ten hard boiled eggs, bruise them in a bowl, and mix them in a pint and half (mutchkin and half) of good thick sweet cream; strain the soup, and return it to the pan; bring it to the boil, add a tea-cupful of rice previously swelled in water, and just before you dish, add the cream and eggs; but do not let it boil after, else it will curdle.

*Note.*—This is a very rich soup, and is only used for ceremonious company.

When you have white soup to make, stew a knuckle of veal the night before, with white pepper, a blade or two of mace, an onion, and a stock of celery, with as much water as will answer for a tureen: let it stew till rich and good; strain it through a hair searce. This stock will answer for any white soup, or white fricassee.

## PARTRIDGE SOUP.

Make a good gravy soup, seasoned with a piece of bacon ham, whole onions, celery, whole pepper, and salt; take two or three partridges; cut them in quarters, and season them with pepper and salt; put a piece of butter into a large stew-pan, sufficient to hold a tureen of soup; stew the partridges in it for about half an hour; drain the butter from them, then add the soup to them: let all stew together: dish and serve up.

## CURRY SOUP.

Take a large fowl, or two small ones, cut them into joints as for curry. Mince two large onions, fry the fowl with a little fresh butter in a stew-pan, with the minced onions. Have the soup in readiness, and fill up the pan sufficient for a tureen; mix two table-spoonfuls of curry, and two of flour, with a little cold soup; add to it the soup with a tea-cupful of rice; let all stew till the fowl is tender; season with salt, white and Cayenne pepper. Serve the fowl in the soup.

## MACARONI SOUP.

Prepare a tureen of well seasoned gravy soup, as directed for brown soup; stew half a pound of pipe maccaroni in a good deal of water, till tender: strain and cut it in lengths, about an

inch long; add it to the soup; bring it to the boil, and serve it up.

#### MACARONI SOUP WITH CHEESE.

Prepare a tureen of gravy soup as above. Stew half a pound of pipe macaroni in water till tender; strain it; grate over it a quarter of a pound of cheese, — Parmesan is the best, but if not at hand, good old Cheshire will do. Pour the boiling soup on it; return it to the pan; let it boil slowly for half an hour; beat up the yolks of six eggs, with a cupful of cream, and just before you dish, add it to the soup, and serve it up.

#### MACARONI SOUP ANOTHER WAY.

Take a knuckle of veal, one pound of lean bacon ham, two pounds of beef; cut down the beef, ham, and veal, and put them into a large goblet, half an ounce of whole white pepper, a little mace, and an onion or two; shut it close, set it on a slow fire, and let it stew until it throws out a considerable quantity of juice, then fill it up with boiling water; let it boil slowly till the soup is rich and good; take half a pound of macaroni, boil it in a good deal of water till tender, strain it, cut it in pieces about half an inch long. Take two ounces of arrowroot, break it with a little cold milk, as you would starch; strain and scum the soup, and add to it



the arrowroot; strain the whole into a large clean goblet; bruise the yolks of six hard eggs in a bowl, with a little cold cream, then add a mutchkin of good cream to it, and two ounces of grated Parmesan cheese; add the macaroni cream, &c. to the soup, bring to boil, and serve up.

## GIBLET SOUP.

Clean and scald two sets of goose giblets: you may add some duck's giblets, if you have them. Cut them in proper pieces, and the gizzards into four quarters; set them on a slow fire, with two or three pounds of lean beef, and a small piece of bacon ham: let it get a catch. Have boiling water ready; add the water to it by degrees, till you think there will be a tureenful. Shut the pan close, and let it stew for three hours, adding a little more water, if it boil down: when you think the giblets are tender, take them out, mince an onion very small, flour the giblets, roll them in the onion, and fry them with a little butter in a stewpan of a nice brown: drain the fat from them, take the beef and ham out of the soup, skim off the fat, add to it the giblets, with a little minced parsley, and a small quantity of thyme very small minced. Season with salt, white and Cayenne pepper to taste. Serve it up with the giblets in the tureen.

T  
only  
meat  
small  
minc

(M  
T  
well  
you  
it, y  
tend  
the v  
an in  
spina  
all st  
with  
half  
this  
fowl

P  
pan  
turn  
parsl  
tend

## GIBLET BROTH.

This is prepared in the same way as the above, only you may take pieces of any kind of fresh meat, or roast beef bones will help it; add a small quantity of pearl barley or rice, an onion minced small, and a little parsley.

## LEEK SOUP.

(MORE COMMONLY CALLED COCK-A-LEEKY.)

Truss an old fowl as for boiling; put it into a well tinned pot, with a piece of lean beef; but if you have gravy soup in the house to strengthen it, you need not add the beef. Stew till nearly tender; prepare two dozen of leeks; cut down the white part with a little of the green, about an inch in length: add them to the soup: a little spinach and parsley is an improvement. Let all stew until the soup be rich and good. Season with white pepper and salt. Some people like half a pound of French prunes stewed in it; in this you must study taste. Serve it up with the fowl in the tureen.

## SOUP MAIGRE.

Put a quarter of a pound of butter in a stew-pan; cut in slices two or three large onions, two turnips, a carrot, a stock or two of celery, a little parsley and thyme. Stew until the roots are tender; they will throw out as much of their own

juice along with the butter as will stew them; then fill up the pan with fish broth, if you have it, if not, with water; the water must be boiling: let it boil an hour and a half, afterwards pass it through a hair searce, and with a wooden spoon work the roots as much as you can through. Return it to a clean pan; if there be any scum, take it off. Mince two stocks of endive very small, a little spinach, and a small quantity of parsley; add a teacupful of cream, season with white pepper, salt, and a little mace; but do not let it boil after the cream is put to it. Serve it up.

#### MULLEGETAWNY SOUP.

Take a knuckle of veal, a slice or two of bacon ham, a little whole white pepper, a few sliced onions, and a little mace; put it in a large goblet, and let it stew for half an hour; fill up the goblet with boiling water; let it boil, stirring it two or three times, till the soup is rich and good. Then put a piece of butter into a stewpan; when it froths, dust in a handful of flour, stir it till it is smooth, then add the soup to it: let it come to the boil, and strain it into a clean goblet. Mix up three large spoonfuls of curry powder, with a little cream. Strain it into the soup; let all boil together till it is smooth and rich. Have a young fowl, or two small chickens; skin and cut them in small pieces; mince three onions, and fry them

and  
butt  
soup  
rate

S  
onio  
then  
butt  
ing  
then  
and  
brin  
with  
you  
Sear

T  
and  
in a  
dow  
then  
quan  
suffi  
toget  
will  
and  
it to

and the chickens in a little butter : drain the butter from the chickens, and add them to the soup : let all boil together. Send rice in a separate dish.

## TURNIP SOUP.

Slice half a dozen of yellow turnips, two large onions, a stock or two of celery, a carrot; stew them till tender, with a quarter of a pound of butter, in a well tinned stewpan; add a little boiling soup to it; when the roots are quite tender, pass them through a hair searce; return it to the pan, and add as much soup to it as will fill a tureen; bring it to the boil, beat up the yolks of six eggs with a pint (mutchkin) of cold cream, and just as you are going to dish, add the cream and eggs. Season as in the former receipt, and serve it up.

## ONION SOUP.

Take a dozen of large onions sliced thin, flour and fry them with a quarter of a pound of butter, in a well tinned stewpan, grate a carrot, and cut down a turnip small, and a stock of celery; add them to the onions; after they have fried a quarter of an hour, fill up the pan with soup sufficient in quantity for a tureen: let all stew together till the ingredients are quite tender, and will easily pass through a hair searce. Strain it, and pass all through the searce you can; return it to the stewpan. Season with white pepper,

salt, and a little mace. Just as you are going to dish, add a teacupful of cream. Serve it up. Send a few small onions whole in the soup.

#### FLOUNDER SOUP.

Take a dozen of middle sized flounders, clean them nicely, boil them in as much water as will fill a tureen; add a whole onion, thyme, sweet basil, parsley, and a stick of horse-radish, whole white pepper, and a little salt; let all boil till dissolved. Slice down a twopenny loaf of stale bread pretty thin, dip it into the yolks of eggs; put a piece of fresh butter in a stewpan, and fry the bread on both sides of a pale brown; strain the soup, and add it to the bread, let it boil for half an hour; in the mean time have a stewpan of boiling dripping; take half a dozen of the smallest flounders, dip them in the yolks of eggs, and then in bread crumbs; fry them in the drippings till done; lay them on the back of a searce to drain; strain the soup; fry a few sippets of bread, dish the soup; put in the fried flounders and sippets. Serve it up.

*Note.*— You may enrich it with a little good gravy if you choose.

#### TO MAKE A RICH HOTCH-POTCH.

Have some gravy soup ready; cut down three or four turnips into diamonds and various shapes to fancy; the red parts of two large carrots cut

into  
or th  
put  
a st  
them  
ing  
peas  
the  
chop  
small  
soup  
to y  
N  
neck  
taki

T  
and  
brok  
the  
bott  
it re  
ing  
have  
it si  
com  
and  
keep  
it be

into strips about an inch long, the hearts of two or three lettuces cut small, a few young onions, put these with a piece of butter on a slow fire in a stewpan, and let them stew till tender: drain them from the butter, and add them to the boiling soup: have ready a quart (chopin) of green pease, with a little minced parsley; add them in the mean time; take five or six mutton or lamb chops, flour and fry them, with an onion minced small, until of a nice brown; add them to the soup; let all stew together for half an hour; salt to your taste, and serve it up.

*Note.*—You may make it of veal, from the neck (back-ribs) cut into handsome pieces, by taking the same vegetables as above.

#### PORTABLE SOUP.

Take a leg (hough) of beef, a knuckle of veal, and the shank of a bacon ham; let them be well broken; cut off the fleshy parts, and lay them in the bottom of a well tinned pot, first rubbing the bottom of the pot with some of the marrow; let it remain on a slow fire a quarter of an hour, turning the meat till it be browned on both sides; have boiling water ready, fill up the pot, and let it simmer all night, skimming it a little before it comes to the boil. The next morning strain it, and take off all the fat; return it to a clean pan, keeping back the sediment; boil it slowly, until it be of a gluey consistence, carefully taking off

the fat, and scum as it rises; season with white and Cayenne pepper and salt, to your taste. There are little white saucers to be had at the stone warehouses, like the flats of flower-pots, fill them better than half full, set them by until next morning, turn them out on clean paper, and often turn them till they are quite dry, then hang them up in paper bags for use.

*Note.*—This soup will be found very useful; by dissolving one of these cakes in water, it will make a good basin of soup for a sick person in a few minutes, and will equally answer for sauces when you have no other soup by you.

#### TO MAKE BARLEY BROTH.

Take beef or mutton, any of which is most convenient: put the meat in cold water, and a teacupful of barley; be careful the pot and cover are clean in the inside, or it will blacken the broth; a little before it comes to the boil, skim it well and wipe the inside of the cover; cut down some carrots and turnips in dices, a little parsley, a sprig of thyme, and a few young onions; if you have no young onions, you may put in a whole onion or two, and take them out before you dish; skim the pot again and put in the roots; if the meat is fresh, add a little salt; let it boil till the roots are done, and the broth is rich and good; when ready, take off the pot, cover it close, and

let it  
serve

A  
rally  
skull  
over  
nigh  
and

T  
put  
and  
well  
little  
root  
add  
the  
take  
dow  
Sen  
dish

T  
cut  
into  
oni  
littl

let it stand off the fire fifteen minutes before you serve it.

#### SHEEP'S HEAD BROTH.

(TO CLEAN A SHEEP'S HEAD.)


After being properly singed, which is generally done at the smith's shop, split it down the skull, take out the brains, and rub the head all over with them; then lay it in warm water all night; next morning, scrape and wash it well, and it will look fine and yellow.

Then take a large breakfast-cupful of barley; put it on with cold water, then put in the head, and observe, before it comes to boil, to skim it well; cut down some carrot and turnip small, a little parsley, and an onion; before you add the roots, skim it again, then put in the roots; you may add a bit of mutton or beef, if you choose, to enrich the broth: boil the head till it is perfectly tender; take off the pot when ready, and shut it close down a quarter of an hour before you dish it. Send the broth in a tureen, and the head in a dish; garnish with carrot and turnips.

#### IRISH STEW.

Take a breast or neck (back ribs) of mutton, cut in pieces of two ribs together; lay the meat into a large stewpan; cut down three large onions; set the stewpan on the fire, with a very little water; after it has stewed a quarter of an





hour, add a little more boiling water, but not so much as to cover it; have two or three dozen of potatoes, pare and slice them, pour boiling water on them; let them stand in it for about a quarter of an hour to take the water out of them, drain them and put them to the meat; sprinkle some pepper and salt over them, let them stew close covered, until the liquor is almost dried up; dish all together neatly. This is a good family dish, but seldom used otherwise.

#### LAMB'S HEAD STOVE.

Wash and blanch the head very well, put it on with a little water in a stewpan; if you have soup by you, add a little; if not, put in a piece of any kind of meat to enrich it; prepare some spinach as for a dish; after it is boiled and squeezed, break it down, and add it to the stove, season with a little pepper and salt, two or three young onions minced very small, and a little parsley; turn some turnips with a turnip turner, parboil them, and add them to the stove; let all stew till the roots and all are well done; take out the meat, dish the head in a soup dish or tureen, pour the stove over it, and serve it up.

#### BALNAMOON SKINK.

Take three young cocks, truss one of them as for boiling, cut the other two into quarters, and put them into a pot, with a sufficient quantity of

wate  
then  
wate  
done  
a ha  
hand  
and  
be l  
Wh  
fowl  
beco  
soup

T  
over  
put  
of v  
it sw  
boili  
some  
and  
and  
of C

water, let them stew on a slow fire for two hours, then put in the whole fowl, adding a little boiling water if required; when the whole fowl is quite done, take it out, and strain the soup through a hair sieve, and return it into the pot, with a handful of chopped parsley, a few shred onions, and chives, some young turnips and carrots; if to be had, plenty of young pease should be added. When these are sufficiently boiled, put in the fowl that was taken out, and as soon as it has become thoroughly warmed, serve it up in the soup; season with salt and pepper to taste.

#### BALNAMOON SKINK ANOTHER WAY.

Take the thick end of a hough of beef, rub it over with some minced onion, pepper, and salt, put it into a large saucepan, put to it a ladleful of weak soup, shut the pan close for a little, let it sweat, after which add a sufficient quantity of boiling water; cut down some carrots and turnips, some small onion, some shred celery; shut the pot, and let it stew on a slow fire till the soup is rich, and the meat is quite tender; add a small quantity of Cayenne pepper; dish it with the meat in it.

## CHAPTER III.

### ON DRESSING FISH.

#### TO DRESS HADDOCKS WITH BROWN SAUCE.

TAKE six good sized haddocks, or as many as you choose, gut and clean them, wipe them well with a cloth, but do not wash them, and keep the breast as whole as you can; strew some salt over them, and lay them on a clean board for some hours before you dress them, then wipe all the salt off them and cut off the heads and fins. Just cut the skin through, down the back, and take it neatly off; be careful to keep them whole; if small haddocks, cut them in two across, if large ones, in three. Prepare a sauce thus: take a little good beef soup, mince an onion very small, brown it with a little butter in a stew-pan, then dust in a little flour, pour in the soup, and let all boil for a little, next lay the haddocks on a fish drainer, set them in the fish-kettle, and boil them till done, with a handful of salt and a little vinegar, then take them carefully out, and

for half an hour slowly : season with a little beat mace, a spoonful of anchovy sauce, a teacupful of cream, with a little butter rolled in flour ; salt to taste : let all stew for a little, dish the fish, and pour the sauce over ; then garnish each piece with the red roe of the lobster.

#### TO BAKE HADDOCKS.

Prepare them as in the former receipts ; beat up the yolks of three eggs, dip each piece in them, have some crumbs of bread ready, mixt with a little parsley, and a little pepper and salt, roll them in it ; you may stuff the heads and breasts of the fish with oysters minced, but not too small, and bread crumbs mixed up with a raw egg ; lay them on a dish, first buttered, and stick some pieces of butter on them ; put them in the oven, or they will do before a good fire : in the Dutch oven, they will take three quarters of an hour, if large, a whole hour. Prepare a white sauce as in the former receipt ; pour the sauce into the dish, and neatly dish them, as directed in the former receipt.

#### TO DRESS WHITINGS WITH WHITE SAUCE.

Wash and clean them well, lay them in a little salt and water for two or three hours before you dress them ; prepare a sauce, thus : take a little minced parsley, some veal soup ; season with white pepper, salt, and nutmeg, and, when it boils,

put in the fish; boil a little cream with a piece of butter rolled in flour, beat up the yolk of an egg, take out the fish, and, when you are going to dish, add these ingredients to the sauce; give it a toss over the fire, but do not let it boil, else it will curdle. Dish the fish neatly, pour the sauce over.

Eels or trout are done the same way.

TO DRESS A TURBOT WITH LOBSTER SAUCE.

Wash and clean the turbot, lay it in a tub with some salt in the bosom of it, and all over it; let it lie for a few hours, then take it out, and lay it on a clean table; cut off the fins with a pair of scissors, then cut off the head, cut it down the back, quite through, raise the skin, and take it off carefully on both sides; cut it into handsome pieces; have some crumbs of bread, a little minced parsley, a little white pepper and salt, and the grate of a nutmeg, a little lemon peel minced small; mix these all together, dip each piece in the yolks of eggs, then in the crumbs of bread; have a large dish, butter it well, lay the fish into it neatly, put it in a quick oven; after it has been in for a good while, draw it out, and baste it with a little butter, then put it in again; an hour will do it. In the mean time make the sauce thus: take some good beef soup, and the meat of a lobster minced small, throw a piece of butter into a stewpan, with a handful of

flour, brown it, and pour in the soup; put in the lobster, let it stew half an hour, often stirring it; season with a little Cayenne pepper, half a nutmeg grated, two tablespoonfuls of mushroom ketchup, a little anchovy, two glasses of white wine, squeeze in half a lemon, a very little salt; let all these stew together till the fish be ready, have the dish hot, pour half the sauce in the dish and the remainder into a sauce-boat. Dish the fish.

*Note.*— If you have not a lobster, take oysters in place of it, or you may dress it with a white sauce, the same as haddocks. This is allowed by judges to be the best way of dressing a turbot.

#### PLAIN BOILED TURBOT, WITH LOBSTER SAUCE.

In boiling a turbot, it is necessary to have a proper turbot pan, that will hold it easily, and be careful to clean it properly, and take out the gills, and trim off the fins, but not so close as other fish: keep it on a cold stone in the pantry till you are going to boil it; then put it into the pan, and put as much water to it as will scarcely cover it, with a good handful of salt, and some vinegar; this firms it, and keeps it from breaking. For an ordinary sized one, it will be done after the water boils in twenty minutes; for a large one, half an hour. Make the lobster sauce thus: take the meat of a good lobster, and mince it as

small as you can, put it on with some good soup, and all the red roe you can get; let it stew till the meat is quite tender; thicken it with a little butter rolled in flour, a little lobster sauce if you have it, and a glass of white wine; give it a gentle boil: dish the fish, garnish with parsley; the sauce in a sauce tureen.

TO DRESS A COD'S HEAD AND SHOULDERS.

Clean the fish well, take off the gills, and cut off the fins; rub it all over with salt, and lay it by to firm for a few hours; take it out of the salt, and wipe it with a cloth; cut the skin down the back, and take it carefully off on both sides, but do not break the breast. Prepare some stuffing thus: take two good haddocks, skin them; take off all the meat, and mince it small; mix in a quarter of a hundred of oysters, the meat of an anchovy, a little parsley, a few crumbs of bread; season with a little white pepper and salt, work it up with a raw egg, and stuff the breast with the stuffing, tie it up tight with a piece of tape, put it on to boil, with a handful of salt, and a little common vinegar; half an hour will do it, but be careful it does not break. In the mean time prepare a sauce thus: mince down two large onions very small, fry them with a little butter till they are quite dissolved, throw in a little flour, and when brown, pour in a quart (chopin) of good gravy; boil all these up for a little; season with



a little ketchup, anchovy, and two glasses of white wine, the squeeze of a lemon, a little salt, and a small quantity of minced parsley; you boil a stick of horse-radish all the time in the sauce, and take it out when you dish; you may put a quarter of a hundred of oysters in the sauce if you choose; carefully undo the tape, dish the fish, and pour the sauce over it. Observe to keep part of the sauce in a sauce-boat; garnish with seraped horse-radish.

*Note.*—You may fry a few whittings, or any small fish, and lay round it.

#### ANOTHER WAY.

Prepare as in the former receipt; stuff it; butter a large dish (asset) or tin, and glaze the fish with the yolks of eggs; dredge it over with crumbs of bread, a little minced parsley, pepper and salt; lay it in the tin with the back uppermost, put it in the oven; after it has been in for some time, draw it out, and baste it with butter: it will take an hour in a quick oven. You may make a sauce as in the former receipt, or a white sauce as for haddocks.

#### TO DRESS COD SOUNDS.

Wash them in clean water, then scald them in boiling water to take off the skin, and stew them till tender; make a white sauce for them as for haddocks; dish. This makes a nice corner dish.

## TO DRESS SOLES OR FLOUNDERS.

Wipe, skin, and glaze them with the yolk of an egg, and roll them in crumbs of bread; have a stewpan of boiling dripping ready; fry them of a fine brown; take them out, and drain them on the back of a sieve; you may make an oyster sauce for them, or a white sauce, as you choose; but they are frequently garnished with crimped parsley, and ate with plain butter. If you choose a sauce for them, you must pour it under.

## TO DRESS SALMON OR GRILSE WITH A WHITE SAUCE.

Clean, wipe, and cut it down the back close to the back-bone, on one side, then take out the back-bone; skin it neatly; cut it into little pieces, about four inches long and two broad; stew it in a very little salt and water, when done, make a nice white sauce; dish it, and pour the sauce over it.

## TO DRESS SALMON OR GRILSE WITH BROWN SAUCE.

Prepare them as the above; make a brown sauce for it, and serve it up. Observe, for sauce, to put in a glass of white wine.

## TO CRIMP SKATE.

Clean it very well, skin and cut it into pieces about six inches long and four broad, roll it up,

tie it with a string to keep it fast; prepare as many of these as you think will fill the dish; have ready a pan of salt and water boiling, put it on the fish-drainer, and boil it quick; when it is ready, cut off the strings, let it lie on the drainer across the fish-pan to drain; dish it up, and send it to table with parsley and butter. It makes a very good cold dish, with mustard and vinegar.

#### TO FRICASSEE LOBSTER.

Take as large a lobster as you can get, boil it, let it remain till cold; take off the tail from the body, split it down the long way, and take out the meat carefully whole; break the large claws, and take out the meat as whole as you can; then pick out all the rest of the meat, and, if it has a roe, divide it in pieces; for sauce, take half a mutchkin (half a pint) of veal gravy, a teacupful of cream, a little beaten mace, or the grate of a nutmeg, then put in the lobster, let it stew for a few minutes, beat up the yolk of an egg, pour a little of the sauce to it, and return it into the pan again, with a glass of white wine; give it a shake over the fire, but do not let it boil, dish the stew in the middle, the large claws at each end, and the tails at each side; garnish with beet-root, and sliced pickled cucumbers.

**TO DRESS A SEA-CAT WITH BROWN SAUCE.**

Wash and skin it; take some good beef stock; when it comes to the boil put in the fish, throw in a stick of horse-radish and an onion, stew it for ten minutes, thicken it as you do the brown fricassees; season with half a nutmeg, a little Cayenne pepper, and salt, a spoonful of ketchup, a little anchovy, the squeeze of a lemon, and a few oysters; see that the sauce be thick and rich. Just before you dish, put in a small tumbler of claret or sherry wine; dish the fish, and pour the sauce over it; garnish with pickled samphire, if you have it.

**TO DRESS A SEA-CAT WITH WHITE SAUCE.**

Prepare the fish as above; have a pan of salt and water; when it boils, put in the fish; boil it till it be done; in the mean time prepare a white sauce as for haddocks; dish it, and pour the sauce round it.

**TO DRESS MACKEREL.**

Boil it in clean water, with a handful of salt; when done, have a fennel sauce ready, made thus: pick off the small green part of the fennel, wash and tie it up in a bunch, let it get a leap in boiling water, take it out, mince it small, have some beat butter, mix in the fennel, dish the fish, pour a little round it, and put the rest in a sauce-boat.

**TO DRESS LOBSTERS WITH A BROWN SAUCE.**

Take the meat of two lobsters, mince it small; take a mutchkin (pint) of beef soup, put it in a clean saucepan, put in the lobsters, let it stew a little, thicken it with a little butter rolled in flour, a glass of white wine; season with a little white pepper and salt, grate of a nutmeg, the squeeze of half a small lemon, a little ketchup, a small quantity of anchovy; let all these stew for a little; dish it up, garnish with the small claws. It makes a nice corner dish, and answers for sauce to turbot or any white fish.

**LOBSTER IN SAVOURY JELLY.**

Boil a lobster, and let it stand till cold; take off the claws, then take the tail from the body, break the shell off the tail carefully, and take out the meat whole; break the large claws, and take out the meat whole, fill a shape with savoury jelly, about two inches deep, let it stand till it congeals, then lay in the meat of the tail, with the red side downwards, take the body shell, with the two long horns, lay it with the red side downwards; but observe to have the meat of another lobster minced, and stewed in a little of the savoury jelly, and fill the body shell with it, and let it stand till cold before you put it in the shape; at the end of the lobster lay the claws, placing every thing as like a lobster as

possible; bring the long horns round each side of the shape, fill the shape full with the jelly, but observe, that it must be as cold as it will just run, for fear of melting what was put in first; when cold, dip the shape in warm water, and turn it out on a dish, garnish with any kind of thing you think proper.

#### SKATE IN SAVOURY JELLY.

Crimp some nice pieces of skate, as in the receipt for crimped skate; observe the same rules as for the lobster; lay in the skate neatly, and fill up the shape; when cold, turn it out; or you may spitchcock some small eels, and lay them neatly in the shape; or a small salmon trout, boiled in salt and water, and cut into ringlets, and laid neatly in the shape, looks very nice, if the jelly be transparent.

#### A FOWL IN SAVOURY JELLY.

If a fowl, it must be boned without breaking any part of the skin; this I could teach in one lesson, but it is much harder to explain that it may be well comprehended. In the first place, cut off the head and neck, close to the body, then, with a sharp knife, scrape back the meat, leaving the meat to the skin; scrape all the meat off the wing-bones till you come to the pinion; cut off that joint, leaving the pinion to the skin, and the other two joints to the body; do the same to the other wing; then scrape a little down

the back, pushing the skin with the meat back; turn it, and do the same by the breast, till you come to the legs; scrape the leg-bones the same way, and, when it comes off at the extremity of the rump, you will find the fowl the wrong side out, and the whole of the bones hanging together; turn the fowl the right side out, and make a forcemeat of a little veal: stuff a little of this in the thighs and the wings, then fill the body, but not too full, or it will burst; then truss it neatly, in its proper shape; stew it in a little soup till tender: observe to prick it while it is stewing, else it will burst; when done, take it out, and set it by till cold. Observe the same rules for putting it in jelly as the two former receipts. You may bone a turkey, goose, or any game you please, by observing this receipt.

*Note.*—Do chickens in jelly the same way, by trussing them as for boiling, and seasoning with a little pepper and salt, and stewing them in soup till tender, but do not bone them. Pigeons and partridges are done the same way.

#### OYSTERS DRESSED WITH BROWN SAUCE.

Scald and beard a hundred, more or less, according to the size of the dish wanted; prepare a rich brown sauce made thus: take a pint (mutchkin) of good gravy, thicken it with a little flour, add a tablespoonful of ketchup, the same of anchovy sauce, and a glass of white wine; let all boil together until it is thick and smooth. Put

in the oysters, with the juice of half a lemon; let it stew for half an hour. Dish and serve it up.

#### LOBSTER CUTLETS.

Take a large lobster, or two small ones, boil them, pick out all the meat, and mince it as small as possible; season with white pepper, salt, and mace; then work it into a paste with a raw egg, a few crumbs of bread, and a bit of butter; dust a little flour on the table, take a piece and flatten it with your hand, and cut it with a lobster cutter made for the purpose; slip a knife under them, and move them from the table; when all done, fry them, or butter a dish and do them in the oven: when ready to serve, dish them all round the dish, and stick the small claws into the narrow end of each: pour a little sauce in the middle.

#### OYSTER CUTLETS.

Scald and beard a quarter of a hundred of large oysters; mince them, but not too small; season with a little white pepper and mace; work them together with two tablespoonfuls of cream and the yolk of an egg; flatten, and cut them thin; roll out some puff paste about the thickness of a crown piece, cut it with same cutter; put the oysters betwixt two of these, and fry them nicely; dish on a napkin, and garnish with fresh



parsley. This makes a good substitute for patés, and makes a change.

#### TO DRESS OYSTERS WITH WHITE SAUCE.

Prepare the oysters as in the former receipt; make a nice white fricassee thus: take a little veal soup, half a pint (half mutchkin) of good cream, mix two tablespoonfuls of flour with a little cold soup; put it in a clean stewpan, set it on a slow fire, stirring it till it comes to the boil; add an onion stuck with cloves, season with a little beaten mace and salt, let it boil until thick and smooth; take out the onion, put in the oysters; let them stew ten minutes. Dish.

#### TO CURRY OYSTERS.

Prepare them as in the former receipt; dredge them with a little flour, fry them with a piece of butter, and a small quantity of onions minced. Mix two tablespoonfuls of curry, and one of flour, with a pint (mutchkin) of soup; season with a little anchovy sauce, a teaspoonful of ketchup; drain the butter from the oysters, and put them to the curry; let them stew for half an hour, and they will be ready to dish.

#### SCALLOP OYSTERS.

Scald a hundred of oysters, and take off the beards; have some bread crumbs ready, a little pepper, and very little salt, and minced parsley.

Mix all together; pass a layer of the bread crumbs, then the oysters, and so on until the scallops are full, covering well with bread crumbs; melt a little butter, set the oysters in the oven, or before a good fire, baste them with the butter, and do them of a nice brown. Serve them in the scallops.

*Note.*— This is a nice supper dish.

#### TO DRESS A CRAB IN THE SHELL.

After boiling carefully, pick out the meat, mince it small, clean the shell, mix the meat with bread crumbs, pepper and salt, and a glass of white wine; fill the shell, dredge bread crumbs over it, baste and brown it as the oysters. Serve it up. This, like the former, is sent up as a supper dish.

#### CRAB SAUCE.

Boil the crab, afterwards take out the meat, pound it in a mortar, and mix it with a little soup, thickened with a piece of butter rolled in flour, a spoonful of anchovy sauce, a little ketchup, the squeeze of a lemon, or a little vinegar. Let it stew for half an hour, add a glass of white wine. Dish it, or serve it as a sauce for any white fish, such as turbot, cod, &c.

#### TO BOIL LOBSTERS.

Boil them about ten minutes; take out the meat and mince it, but not too small, put in the

spawn, mix it in two or three tablespoonfuls of good rich soup. Season with white pepper, salt, and beaten mace, add a glass of white wine; butter some small potting-pots, press in the meat, lay a piece of buttered paper on each pot, and bake them about half an hour in a moderate oven. Take them out, pour clarified butter over each, and, when cold, tie them over with paper, and keep them for use.

#### SPITCHCOCK EELS.

Take what large eels you think proper, skin them, open, and clean them; wipe, but do not wash them; dip them in the yolks of eggs, minced parsley, pepper, salt, and the grate of a nutmeg; rub the gridiron with a bit of fat bacon; broil till done of a nice brown. Serve with crimped parsley all over them, anchovy, and butter sauce.

#### TO COLLAR EELS.

Skin and bone a large eel or two, mix white pepper, cloves, and a little salt; rub the spices well on the inside, roll them tight, and bind them with tape; boil them in salt and water, with a good deal of vinegar, till done. Throw in a few peppercorns, take out the eels, and, when the liquor is cold, keep the collars in it for use. You may either serve them in slices or whole, as you please, garnished with parsley.

## TO FRY EELS.

The small eels are the best for frying. You must turn the tail into the mouth, and fasten them; dip them in egg and bread crumbs, minced parsley, pepper, and salt; fry them in a stewpan, in a good deal of dripping, till done of a nice brown; drain them on the back of a searce, and keep them warm; dish them with crimped parsley, anchovy, and butter for sauce. Small haddocks or whittings may be done the same way.

## TO FRY SMELTS.

You should not wash them, but dry them with a kitchen towel, very clean; dust a very little flour on them, and dip them in a good deal of egg and bread crumbs, and a little salt; fry them in a stewpan of boiling dripping; a few minutes will do them of a nice yellow colour; lift them out with a fish trowel; lay them on the back of a searce to drain, and keep hot before the fire; dish them neatly. These answer for a nice supper dish, or to garnish a turbot or cod's head and shoulders at dinner.

*Note.*—You may fry any small flat fish the same way: they equally answer for supper, or for garnishing large fish at dinner.

#### TO BROIL KIPPER SALMON.

Cut the salmon into handsome pieces about four inches long; butter some pieces of writing paper, and wrap each piece in the paper, broil them on a clear fire, send them up in the papers.

#### TO BOIL EELS.

Skin and clean them, wiping them very dry; turn them with the tail in the mouth, fasten them, let them stew with a very little water, a little salt and vinegar, till done; melt a little butter in a stewpan, dust in a little flour, a handful of minced parsley, a little salt, and grated nutmeg, a whole onion; take a little of the liquor the eels are stewing in, add that to the parsley and butter; let it boil five minutes, dish the eels, and pour the sauce over them.

#### TO DRESS MACKEREL.

Gut the mackerel at the gills, boil one half of them in water with some salt, half a pint (half mutchkin) of vinegar, and some fennel; in the mean time, broil the other half of the mackerel; dish the boiled ones on a napkin, and lay the broiled ones round them. Serve them up with fennel and gooseberry sauce. Make the fennel sauce of that which was boiled with the mackerel, by mincing it very small, and mixing it with melted butter.

## TO FRY MACKEREL.

Cut the mackerel in handsome pieces, marinade (soak) them in the juice of lemon or vinegar, pepper, and salt, for about half an hour, wipe them, dip them in the yolks of eggs, bread crumbs mixed with a little flour; fry them in a stewpan of good boiling dripping, very crisp. Serve them up with fennel sauce in a sauce-boat.

## FRICANDEAU OF MACKEREL.

Cut and clean them, take off the skin, and lard one side with small ladroons; carefully steam them in some good soup, sharpened with the squeeze of a lemon, or a little vinegar; prepare a nice sharp brown sauce, thus: when the fish is enough, carefully take it out, thicken the sauce with a little butter rolled in flour, a little anchovy sauce, ketchup, and a glass of white wine, boil it till it be rich and thick, make a glaze as directed for veal fricandeau; dish and pour the sauce under, and, with a brush for the purpose, or a bunch of feathers, lay the glaze all over the larded side.

## TO STEW CARP.

Scale and clean the carp very well; make a stuffing, thus: a little butter, minced parsley, echalot finely minced, pepper and salt; mix all together; rub these ingredients in the inside of the fish. If a brace, take a stewpan that will

just hold them, with some good soup, half a bottle of port wine, a bunch of sweet herbs, a carrot sliced, two or three onions, a little whole pepper, the grate of nutmeg or a little mace; shut it close, and let it stew on a slow fire till done; carefully take out the carp, then the roots; reduce the sauce by letting it boil till of a strong consistence; dish the carp, and pour the sauce over. Garnish with fried sippets of bread.

#### CRAY FISH IN SAVOURY JELLY.

Make a clear savoury jelly, fill a jelly-mould about an inch, or little more, let it stand till cold, then lay in the cray fish with their backs downwards, pour more jelly in to fill up the mould; observe, the jelly must be as cold as not to melt the jelly at the bottom, a few slices of hard boiled eggs, cut through the yolk and white, and neatly laid round the outside of the cray-fish have a good effect; when cold, turn it out.

#### OYSTER LOAVES.

Take as many oysters as you think will answer; save the liquor, wash and beard them; strain the liquor through a scarce; put a piece of butter in a stewpan; when melted, dredge in a little flour, season with white pepper, grate of nutmeg, and two spoonfuls of cream; stew them till done, and they look thick; put them in rolls made for the purpose, in little pans; you must cut off the

top of the roll, take out the inside, fill them, and lay on the top. Send them in a napkin as hot as possible.

#### TO ROAST A PIKE.

Clean the fish nicely; make a forced meat thus: take a good deal of bread crumbs, minced parsley, mushrooms, either fresh or pickled, two or three eschalots minced, pepper, salt, and hard boiled eggs, the yolks; mix them up with a piece of butter, stuff the pike with it; you may lard it if you choose; butter some writing-paper and fasten round it, put it on a bird spit, lay it to the fire, and baste it well with butter; when done, take off the paper, dredge it with a little flour, and baste with butter to froth it. Serve it up with Italian sauce.

#### TO FRICASSÉE PIKE.

Clean the fish and wipe it very well; cut it into handsome pieces, and put it into a well tinned stewpan, with a piece of fresh butter, six small onions first parboiled, a few mushrooms, a little parsley, sweet herbs, salt, and a few cloves. Let it simmer on a slow fire ten minutes; add two glasses of white wine, a pint (mutchkin) of good gravy. When the fish is enough, reduce the sauce, add eggs and cream. Dish and pour the sauce over it.



## TO PICKLE SALMON OR HERRINGS.

Take the salmon, if possible, when new caught; cut it into handsome pieces across; take out the inside and wipe it well, but do not wash it; take an equal quantity of water and vinegar, with a bunch of fennel, a handful of salt, and some whole pepper and cloves; when the water boils, have the salmon on the fish plate, and put it in; let it boil ten or twelve minutes; lift it out and lay it neatly in the vessel you mean to keep it in, and, when the pickle is cold, pour it over the salmon; lay something on it to keep it under, and cover it to keep out the air.

You may do herrings the same way, by taking off the heads, and observing the same rules; or you may split them, and take out the bones, as you think proper.

## TO DRESS FRESH WATER TROUT.

Gut and clean them very well; mince some parsley, a bit of butter rolled in flour; lay the trout in a stewpan, with a very little water; add the butter, flour, and parsley, the yolk of one egg, beat up with a little cream; season with a little beaten mace and salt. When done, dish and serve it up.

## TO DRESS PERCH.

Put a piece of butter in a stewpan; when it froths, dredge in a little flour; let it brown; add a little boiling water, some parsley roots, a parsnip or carrot, sliced onions, a few cloves, a very little salt; let it boil on a moderate fire half an hour; in the mean time skin and clean the fish, strain the sauce, return it to the pan; put in the fish a very little anchovy sauce and ketchup, and the squeeze of a lemon. When done, which will take about twenty minutes, dish and pour the sauce over them.

## TO FRY PERCH.

Clean and skin the perch, mince a little parsley, an eschalot or two, pepper and salt; sprinkle a little vinegar over them, then the seasoning; dredge them with flour, fry them in a pan of boiling dripping till done of a nice brown; drain; serve them with fried parsley round and over them.

## TO STEW TENCH.

Clean the fish nicely, blanch them in boiling water, cut off the heads and tails, put them in a stewpan with a piece of butter, a little soup, minced parsley, eschalots, a few mushrooms (fresh or pickled,) a slice or two of lemon, pepper and salt, and a glass of white wine; when almost

done, take out the fish, strain the sauce, return it to the pan, boil it quickly, to reduce the sauce, put in the fish, stew till done, dish, and pour the sauce over them.

**TO DRESS TURBOT THE SECOND DAY.**

Take the remainder of the turbot that has been sent up plain boiled the day before, cut it neatly into smallish pieces, and put it on to warm in a good sauce, either brown or white, or a lobster sauce, whichever you think proper. This receipt will be found very useful if attended to; it will hold good with many other fish, fowls, or game, and will save much expense.

**OBSERVATIONS ON FRYING FISH, WHICH OUGHT TO BE STRICTLY ATTENDED TO.**

Though a frying pan be very useful to fry many things, it is an improper utensil to fry fish, which is frequently the occasion of their going up to table all broke in pieces, as it is too shallow to hold a proper quantity of dripping. All fish should swim while frying; therefore, take a stewpan, wide enough to hold the fish easily. The state the dripping is in is another thing to be attended to; hog's lard or beef suet, rendered down, are the best to fry fish: if beef suet, melt it in a stewpan, taking care you do not burn it, then strain it, clean out the pan, and put it in again; set it on the fire, observing

when it has done making a noise, it is ready for frying fish, fritters, or any thing that requires a large quantity of dripping. When you fry fish, wipe with a cloth, dip them in the yolks of eggs, and then in bread crumbs and minced parsley; put them into the stewpan, and fry them of a nice brown; lift them out with a fish trowel, and lay them on the back of a searce to drain and keep warm till you have done them all; if eggs are scarce, dip them in melted butter, and then in crumbs of bread, but eggs are to be preferred; as soon as you have done frying, strain the dripping through the searce the fish was drained on into a can, and set it by,—it will fry fish twice after; but, if you neglect to strain it, as soon as you set it on the fire, it will burn, and be useless; never fry any thing else in the dripping you have fried fish in, but keep it for fish alone.



## CHAPTER IV.

### ON ROASTING, BOILING, &c.

#### RULES TO BE OBSERVED IN ROASTING.

In the first place, take great care that the spit be very clean, and be sure to clean it with nothing but sand and water: wash it clean, and wipe it with a dry cloth; for, if you clean it with oil, brick-dust, and such like, it is apt to blacken the meat.

#### TO ROAST BEEF.

Be sure to paper the top, and baste it well all the time it is roasting, and throw a handful of salt on it; when you see the smoke draw to the fire, it is near enough; then take off the paper, baste and dredge it well, to give it a fine froth; never salt the meat before you put it to the fire, for it draws out the gravy. If you have to keep a few days before, dress it, dry it very well with a clean cloth, then flour it all over, and hang it where the air will come to it; but be sure

to mind there is no damp place in it, if so, you must dry it well with a cloth. Take up the meat after you are sure it is done, and garnish it with scraped horse radish and gravy in the dish.

#### OBSERVATIONS ON ROASTING BEEF.

To roast a piece of beef of twelve pounds weight will take two hours and a half; twenty pounds will take three hours at a good clear quick fire; but a thick piece or a thin piece will, of that weight, vary half an hour, which you must attend to, and so on, according to the thickness and weight of the beef, more or less. Observe that, in frosty weather, the meat will take half an hour longer, and that half hour it should be laid at a good distance from the fire, when you first put it down, to take out the frost.

#### TO ROAST MUTTON.

As to mutton, the loin, (the saddle, which is the two loins together,) may be roasted as the beef above; but all other sorts of mutton may be roasted with a quick clear fire, without paper; baste it frequently, and, before you take it up, dredge it with a little flour, but be sure not to use too much, for it is apt to take away the fine taste of the meat. Some choose to skin a loin of mutton, and roast it brown, without paper; this you may do at pleasure; the breast of mutton should

always have the skin taken off. Serve it up with gravy in the dish.

#### OBSERVATIONS ON ROASTING MUTTON.

A leg of mutton of eight pounds weight will take two hours, if frosty weather, rather more; a leg of twelve pounds, two hours and a half; a saddle, which is the two loins, about the same as the leg, and so on, according to the weight, or the goodness of the fire; a breast will take three quarters of an hour at a quick fire, a neck (back-ribs) if large, an hour and a quarter, if small, rather less; a shoulder, about the same time as a leg; if small mutton, something less.

#### TO ROAST A BEEF TONGUE.

In the first place, boil it in salt and water till it will peel, with some whole pepper, an onion, carrot, a few cloves, and a little thyme; take it out and lard it with bacon, roast and baste it often with milk and a good piece of butter till done. Serve it up with good gravy in the dish, and sweet sauce in a sanceboat.

#### TO ROAST LAMB.

For lamb, observe the same rules as for mutton, allowing something less than a quarter of an hour to each pound weight.

## TO ROAST VEAL.

As to veal, you must be careful to roast it of a nice brown: if a large joint, a very good fire, if a small joint, a pretty brisk fire; if a fillet or loin, you must paper the fat, that you may lose as little as possible; lay it some distance from the fire at first till it be soaked, then put it nearer. All veal should be basted, when first laid down, with salt and water; for, if it be new killed, it will be the means of firming it, and, if old killed, it takes off that clamminess natural to veal; after which, the dripping pan must be cleaned, and the veal well basted with butter; when it is done enough, baste it, and dredge a little flour over it; the breast you may do the same way, but you need not paper it.

## OBSERVATIONS ON ROASTING VEAL.

Veal takes much about the same time in roasting as pork, which should be well done. Be sure to paper the loin or fillet, and baste it with good butter.

## TO ROAST PORK.

Pork should be well done, as should all young meat. When you roast a loin, take a sharp pen knife, and cut the skin across quite through to the fat, in scores about half an inch distant, after you have spitted it, to make the crackling eat the



better and carve the easier ; the chine you must not cut at all. The best way to roast a leg of pork, is first to parboil, skin, and then spit and roast it ; baste it with butter ; take a little sage, shred it very fine, a little pepper and salt, a very little nutmeg, and a few crumbs of bread ; shake these over it all the time it is roasting ; then have a little drawn gravy to put in the dish with the crumbs of bread that drop from it. You may stuff the knuckle, if you choose, with a few onions and a little sage shred small ; this, when done, is called a mock goose, and is eaten with gravy in the dish, and apple sauce in a sauceboat. The spring, or the hand of pork, very young, roasted like a pig, is very good, otherwise it is better boiled. The spare rib should be basted with a very little butter and sage, and a few crumbs of bread strewed over it while roasting ; pork griskins are done the same way, or you may do them in the oven, or on the gridiron (brander.) Few eat any thing with these last but mustard ; but you may make a sauce, if you choose, for the spare rib, with the bread and gravy that drops from the meat, by carefully taking it out of the dripping pan, and putting it into a saucepan with a very little water ; pour it into the dish, but not on the meat.

P  
weig  
for a  
and a  
little  
shou

In  
wate  
take  
put t  
over  
hair  
and t  
and  
hand  
Whe  
and  
but n  
the i  
one,  
the l  
give  
make  
small  
ter a  
put

## OBSERVATIONS ON ROASTING PORK.

Pork should be well done. To every pound weight allow a quarter of an hour at a good fire; for a joint of twelve pounds, allow three hours, and so on; but, if it be a thin piece of that weight, little more than two hours will do it. This should always be studied in all meats.

## TO ROAST A SUCKING PIG.

In the first place, have a large kettle of boiling water ready, and some resin pounded to a powder; take a clean tub, free from grease, kill the pig, put the boiling water in the tub, and put the pig over the head in it. As soon as you find the hair will move, take it out, lay it on the table, and strew a handful of the resin all over one side, and slip off the hair: then turn it, throw another handful of resin all over, and slip off the hair. When clean, throw it in cold water, and wash, and dry it well with a coarse cloth; then open it, but not too much, and take out the entrails, wipe the inside with a wet cloth, and then with a dry one, but do not wash it. Cut off two joints of the legs, and lay them aside carefully, (as I shall give a direction for using them hereafter,) then make a stuffing thus: take a little sage, shred small, a few crumbs of bread, and a piece of butter as large as a walnut, a little pepper and salt; put these in the inside of the pig, with a crust

of bread, to keep it full, sew it up with a coarse thread, then spit it, and lay it to the fire, which must be a very good one, especially at both ends, or hang a flat iron in the middle of the grate; then flour it all over very well, and keep flouring it while roasting, till you see the eyes drop out, or you find the crackling hard. Be sure to save all the gravy, which you must do by setting basins under it in the dripping pan, as soon as you find it begins to run. When you think the pig is done enough, stir the fire up brisk, take a coarse cloth, with about a quarter of a pound of butter in it, and rub the pig all over with it, till the crackling is quite crisp; then take it up, lay it in the dish, and with a sharp knife cut off the head; next cut the pig in two down the back, (this must be done before you draw out the spit;) cut the ears off the head, and lay them at each end of the dish; cut the under jaw in two, and lay them on each side; then melt some good butter; take the gravy you saved and add it to the butter; boil it in a clean saucepan, with the brains bruised fine; pour it into the dish, and send it to the table.

#### TO BAKE A PIG.

If you should be in a place where you have no opportunity of roasting it, take a large common dish, butter it, and lay the pig in it; then butter the pig all over, and flour it well; put it in a

quic  
it is  
ter i  
it in  
Tak  
roast

S  
mut  
brea  
a lit  
or si  
the  
butt

T  
in f  
the  
bran  
of e  
per  
and  
som  
and  
mak  
the

quick oven, and bake it well. When you think it is done enough, draw it out, put a piece of butter in a coarse cloth, and rub it all over, then put it into the oven again, till it is dry and crisp. Take it out, and cut it up, as in the receipt for roasting a pig, and dish it up the same way.

## SAUCE FOR A PIG.

Some like a bread sauce, made thus: take a mutchkin (pint) of water, crumb down a slice of bread, a blade of mace, or a grate of nutmeg, and a little whole pepper; boil them together for five or six minutes, then pour the water off, take out the spice, and beat up the bread with a piece of butter; add a little gravy to it.

## ANOTHER WAY.

Take some good gravy, a piece of butter rolled in flour, a tablespoonful of ketchup, a little of the sage out of the inside of the pig; take the brains and bruise them with two hard boiled yolks of eggs; boil them all together, with a little pepper and salt, but not too much, as there is pepper and salt in the sage you take out of the pig; put some in a sauceboat; pour the rest into the dish, and serve it up. This I think the best way of making a sauce for a pig; but study the taste of the family in this and all other dishes.

## TO DRESS A PIG LAMB FASHION.

At the time of the year when house lamb is dear and scarce, take the hind quarter of a large sucking pig, boil it half an hour, take off the skin neatly, and roast it, and it will eat like lamb, with mint sauce, or a salad; an hour will roast it at a good fire.

## TO STUFF AND ROAST A SHOULDER OF MUTTON.

Cut off the shoulder, with as much meat on it as you can; take out the blade bone and the shoulder bone, leaving in the shank bone; make a stuffing thus: take a little grated bread, some beef suet minced small, the yolks of two hard boiled eggs, and anchovy, a small quantity of onions, and a little parsley and thyme: mince all these small: a little pepper and salt, a dozen of oysters, a little nutmeg grated; mix them all together, then work them up together with raw eggs: stuff the mutton where the bone came out, and sew it up: put two skewers across the under side, to keep it in form, and make it fast on the spit: roast it; when done, take for sauce some of the oyster liquor, and a few oysters, a glass of wine, an anchovy, a little nutmeg grated, a small onion whole: stew all these together for about ten minutes; take out the onion, and pour the sauce under. Garnish with scraped horse radish.

T  
shee  
the  
strin  
a pi  
A n  
way  
pap  
frot  
fat  
in t  
one  
it is  
half  
an h  
depe  
thing  
and

Y  
veni  
or h  
a qu  
slow  
pint  
of a  
a sir

## TO ROAST VENISON.

Take a haunch of venison, spit it, take four sheets of white paper, butter them well, and cover the venison with them; tie them on with a small string, and baste it well with cream, or milk, with a piece of butter in it, all the time it is roasting. A neck or a shoulder should be done the same way; and, when it is done enough, take off the paper, and dredge it with a little flour, to make it froth: but you must be very quick, for fear the fat should melt. You must not put any sauce in the dish, but have some very good gravy in one sauceboat, and sweet sauce in another. If it is a large haunch, it will take two hours and a half; if a middling size, two hours; if a small one, an hour and a half, at a good fire: but much depends on the fire you keep in roasting any thing; the neck and shoulder will take an hour and a half. Serve it up.

## SAUCE FOR ROAST VENISON.

You may make either of these sauces for venison: red currant jelly, warmed to a liquid, or half a pint (half a mutchkin) of red wine, with a quarter of a pound of sugar, simmered over a slow fire for five or ten minutes; or half a pint (half a mutchkin) of vinegar, and a quarter of a pound of sugar, simmered together till it is a sirup.

## TO ROAST MUTTON VENISON FASHION.

Take a hind quarter of good fat mutton, cut the leg like a haunch of venison, lay it in an earthen pan with the skin side downward, pour a bottle of red wine over it, and let it lie for twenty-four hours, frequently basting it with the wine; then spit it, and baste it with the same liquor and cream all the time it is roasting, at a moderate fire, and two hours will do it. Have some gravy in one sauceboat, and sweet sauce in another. A good neck (back ribs) or a breast, eats well done this way.

## TO KEEP VENISON OR HARES SWEET.

If the venison or hare be new killed, dry it with a clean cloth, and hang it where the air will come to it; if you want to keep it for some time, dry it very well, and rub it all over with beat ginger and white pepper mixed, hang it in a dry airy place, and it will keep a long time. When you roast it, you need only wipe it with a clean dry cloth, and paper it, as in the receipt for roasting venison. Never do any thing else to venison that you wish to keep long, as all other things are apt to spoil it.

## TO FORCE AND ROAST A LEG OF MUTTON:

Take a leg (gigot) of good mutton, two or three days killed, and with a sharp knife lay it

ope  
tak  
bon  
par  
litt  
bre  
grat  
cho  
sm  
the  
wit  
if a  
a pl  
a sa  
of g  
mea  
hav

T  
you  
fron  
crun  
pep  
qua  
and  
roas  
and  
a ha  
it, l

open on the under side, leaving the bone, and take it neatly out at the joint, leaving the shank bone remaining; take half a hundred of oysters, parboil them in their own liquor, chop them a little, but not very small, add some crumbs of bread, pepper and salt, a little beat mace, or the grate of nutmeg, the yolks of two hard boiled eggs chopped small, an anchovy boned and minced small; mix these up with a raw egg, stuff it in the place where the bone came out, tie it tight with a tape, spit and roast it; baste it with butter; if any of the stuffing drops out, save it, by setting a plate under it in the dripping pan; put this in a saucepan, with half a pint (half a mutchkin) of gravy, and give them a toss, pour it under the meat. Garnish with pickles or capsicum, if you have them, and serve it up.


#### TO ROAST A FILLET OF BEEF.


Take a fillet of beef (the inside of a sirloin;) you must carefully cut it out with a sharp knife from the bone; grate some nutmeg over it, some crumbs of bread, and a little minced parsley, pepper and salt, a little lemon grate, and a small quantity of thyme rubbed down; roll it up tight, and tie it with a packthread or tape; spit and roast it; baste it with a quart (chopin) of milk, and a quarter of a pound of butter, as you would a hare. When it is enough, take it up and untie it, but stick in a silver skewer before you take off












# MICROCOPY RESOLUTION TEST CHART

(ANSI and ISO TEST CHART No. 2)



APPLIED IMAGE Inc

1653 East Main Street 14609 USA  
Rochester, New York  
(716) 482 - 0300 - Phone  
(716) 288 - 5989 - Fax

the string; have a little good gravy in the dish, and sweet sauce in a sauceboat.

#### TO ROAST A TONGUE OR UDDER.

Take a fresh tongue; first parboil and skin it; stick a dozen cloves in it, roast and baste it with butter, or milk and butter, as you do a hare. When done, have some good gravy in the dish, and sweet sauce in a sauceboat; the udder is done the same way.

#### TO ROAST A HARE.

Case and truss the hare; you must have a clear quick fire: if it be a small one, you must put a pint (mutchkin) of milk, and a quarter of a pound of butter, into the dripping pan, which must be very clean: if a large one, a quart (a chopin) of milk, and half a pound of butter; baste it well with this all the time it is roasting; and, when it has soaked up all the milk and butter, it will be done enough. It will take about an hour.

#### ANOTHER WAY.

When it is cased, make a pudding thus: take a quarter of a pound of beef suet, and as much crumbs of bread, a little parsley shred fine, and thyme rubbed down, as will lie on a sixpence, an anchovy boned and minced small, a little pepper and salt, a little nutmeg, and lemon peel: mix all these up with a raw egg

and a spoonful of cream, put it into the hare, and sew up the belly: spit, and lay it to the fire, which must be a very good one: your dripping pan must be very clean: put in a quart (chopin) of milk or cream, or part of both, and half a pound of butter; keep basting it all the time it is roasting, till the whole be used, and it will be enough. You may mix the liver of the hare in the pudding, first parboiling and mincing it, if you choose. Serve it up, with red currant jelly in a sauceboat, and gravy in the dish.

## SAUCE FOR A HARE.

Take for sauce a pint (mutchkin) of cream, a little gravy, and a quarter of a pound of fresh butter, put them in a saucepan, and keep stirring them with a spoon till the butter be all melted, and the sauce thick; then take up the hare, pour the sauce into the dish, and serve it up with sweet sauce in a sauceboat.

## ANOTHER WAY.

Take some good gravy, thicken it with a piece of butter rolled in flour, or you may leave the butter out if you think proper, and only have a good gravy in the dish, and some red currant jelly warmed in a sauceboat, or red wine and sugar boiled to a sirup, done thus: take half a pint (half a mutchkin) of red wine, and a quarter of a pound of sugar; put them in a clean sauce-

pan, let it simmer for a quarter of an hour. You may do half this quantity, if you think it is too much, and put it into the sauceboat.

#### TO ROAST A RABBIT.

Case and truss it, roast it and baste it with good butter, and, when ready, dredge it with a little flour, to froth it; little more than half an hour will do it at a quick fire; take the liver, with a little bunch of parsley, boil and chop them together very small, melt some butter, and put half the liver and parsley into it; give it a toss over the fire, and pour it into the dish, and garnish with the rest of the liver and parsley. Observe, when you make the sauce, to put in a little pepper and salt, and a grate of nutmeg.

#### TO ROAST A RABBIT HARE FASHION.

Lard the rabbit with bacon, and roast it as you do a hare, with the addition of two glasses of port wine in the cream; when done, dredge it with a little flour, to froth it; and send the same sauce up as for a hare.

#### TO ROAST A TURKEY.

Draw the turkey very clean, and make a stuffing thus: take a little beef suet shred small, a few crumbs of bread and minced parsley, a little pepper and salt, and the grate of nutmeg; mix all these up with a raw egg, and stuff the breast;



then truss and roast it. You should paper the breast till near done; baste it with butter, and, before you take it up, baste it well, and dredge it with a little flour, to froth it. A middling turkey will take a full hour at a good fire,—a large one, an hour and a half.

## SAUCE FOR A ROAST TURKEY.

Put some good gravy in the dish, and make a bread sauce, thus: crumb a little stale bread down, put it in a saucepan, with a very little salt, and a few corns of whole pepper; pour a little boiling water over it, let it boil till smooth; add a spoonful of cream, and send it up in a sauceboat; or an onion sauce made thus: mince some onions small, put them in a saucepan with water, boil them till tender, and strain the water from them; put them on again with a piece of butter and a spoonful of cream, a little pepper and salt, a small dust of flour; send it up in a sauceboat.

## TO ROAST A GOOSE.

It should not be roasted till some time after being killed, as it will then eat more tender, and be better flavoured: draw and truss the goose: take a very small quantity of onions minced small, a little sage minced, pepper and salt, sprinkle these in the inside. Roast it, paper the breast, and baste it with butter; you need not take much butter, as it will almost baste itself: a middling

sized goose will take an hour; but the best way to know when it is done, is to observe when the smoke draws towards the fire. When done, dish it with a little good gravy, and gravy and apple sauce in sauceboats: never put much gravy in the dish where the fowl is to be cut up.

#### TO ROAST A LARGE FOWL.

It will take an hour roasting; a middling one, three quarters of an hour at a quick clear fire; a small one and chickens, about half an hour: when ready, baste it with butter, and dredge it with flour, to froth it; take it up while the froth is on it, and dish it with a little good gravy.

#### SAUCE FOR A FOWL.

You may keep the livers, and boil them till enough, then bruise them with the back of a spoon, take the yolk of a hard boiled egg and bruise it, put them in a saucepan with a little good gravy, a little pepper and salt, a teaspoonful of ketchup: give it a toss over the fire, and send it up in a sauceboat. Or you may make an egg sauce, thus: boil the eggs hard; and chop them, both yolks and whites; melt some butter, and put them into it, with a very little pepper and salt, and send it up in a sauceboat.

## TO ROAST WILD OR TAME DUCKS.

Half an hour at a very quick fire will do them ; if tame ducks, you should have a little sage shred small, a little pepper and salt, and put them in the inside ; but never put any thing into wild ducks.

## SAUCE FOR DUCKS.

Dish up the ducks with a little good gravy, and an onion sauce in a sauceboat ; if wild ducks, a little good gravy in the dish, and a little port wine and sugar warmed in a sauceboat.

## WOODCOCKS, SNIPES, AND PARTRIDGES.

They will take twenty minutes' roasting ; if large, half an hour ; put them on a small spit, take a slice of bread, toast it nice and brown, then lay it in a dish under the birds ; baste them with a little butter, and let the trail drop on the toast. When they are roasted, put the toast in the dish, and lay the woodcocks on it ; have a little good gravy in a sauceboat, and serve them up hot. You are to observe never to take any thing out of a woodcock or snipe ; if partridges, dish them on toast, with a little good gravy in one sauceboat, and bread sauce in another.

## PIGEONS AND LARKS.

Pigeons will take about twenty minutes, and larks fifteen: take the pigeons, a little pepper and salt, and rub in the inside a bit of butter rolled in flour; put a bit in each of them: truss and spit them on a small spit; roast, baste them with butter, and, before you take them up, baste and dredge them with a little flour, to froth them. For sauce, take the gizzards and livers, boil, and chop or pound them in a mortar: take the gravy they were boiled in, put them into it with a little bit of butter, and a little dust of flour, a teaspoonful of ketchup, and a little pepper and salt, give it a toss over the fire, and pour it under the pigeons.

## SAUCE FOR LARKS.

When roasted, take for sauce some crumbs of bread, done thus: take a small sauce or stewpan and some butter; when melted, have a handful of crumbs of bread, put them into the stewpan, keep stirring till they are brown: then put them on a searce to drain, and lay them round the larks. Have some melted butter in a sauceboat.

## TO ROAST A FOWL PHEASANT FASHION,

If you should have but one pheasant, and wish to have two, take a fine full grown fowl, keep the head on, and truss it as you do the pheasant; lard it with bacon, but do not lard the pheasant,

and few people will discover it. When done, have good gravy in the dish, and bread sauce in a sauceboat.

## OBSERVATIONS ON ROASTING FOWLS.

When you roast a goose, turkey, or any kind of fowl, take care to singe them with white paper, and baste them with butter : and, when the smoke begins to draw to the fire, and they look plump, baste again with butter, and dredge them with a little flour, and take them up while the froth is on them.

## GENERAL DIRECTIONS FOR BOILING.

To all sorts of boiling meats allow a quarter of an hour to each pound ; and be sure to skim it well just before it comes to boil ; for all meats will have a scum ; and, if that is allowed to boil down, it will make the meat black ; and when you are making broth, frequently lift off the cover and wipe the inside of it, for the drop from it is very apt to blacken the broth. All kinds of fresh meat you are to put in when the water boils, but salt meat when it is cold.

## TO BOIL A SALT ROUND OF BEEF.

Put it on with cold water, and keep it slowly but constantly boiling : if about twenty-four or thirty pounds weight, it will take three hours

and a half after it comes to the boil; when done, before taking off the string, take out the iron skewer, and enter a silver one in its place, then take off the string, and trim a thin slice of the top before sending it up.

#### TO BOIL A LEG (GIGOT) OF MUTTON.

Put it on with cold water, but first tie it in a cloth; let it boil slowly for two hours and a half after it comes to the boil; when ready to serve, dish, and have a caper sauce ready; pour some into the dish, the rest in a sauceboat.

#### TO BOIL A HAM.

When you boil a ham, put it into a copper or large pot, that will hold it easy, with cold water; let it be about two hours at the cool side of the fire, before it comes to the boil, till it is well warmed through; then stir up the fire, and bring it to the boil. If it is a small one, it will take an hour and a half; if a middle sized one, two hours; if a large one, two hours and a half, after the water begins to boil, as you must consider the time it has been heating in the water, which softens it and makes it boil the sooner. Observe, always, before you put the ham into the copper, to take a coarse kitchen cloth, with some warm water, and wash the ham well, to take off the straws and clamminess from it, and you will find it will look a great deal nicer; and when you come to dish it

for  
off  
it b  
are  
a fo  
glas  
befo  
may

F  
piec  
hou  
thic  
will

I  
over  
do  
dinn  
and  
met  
tong  
will

F  
salt

for table, take off the skin, and take the raspings off the crust of a loaf and shake all over it; set it before the fire to brown, and turn it till all sides are brown alike; and send it to table, sticking a few cloves about it. Some people pour a glass of brandy over it, and a little white sugar, before you put the raspings on; but that you may do as you choose.

## TO BOIL PICKLED PORK.

Put it on when the water is cold; if a large piece, it will take two hours; if a middling, an hour and a half, or an hour, according to its thickness; if you boil pickled pork too much, it will go to a jelly, and not eat well.

## TO BOIL A TONGUE.

If it has been long in salt, put it in the pot over night, and set it at the side of the fire; but do not let it boil till about three hours before dinner is ordered, and then bring it to the boil, and let it boil all that time; you will find this method makes the tongue swell, (this is for a dry tongue;) but if fresh out of the pickle, two hours will boil it; and put it in when the water is cold.

## TO BOIL A TURKEY.

Put it on with cold water, with a handful of salt in it, first tying the turkey in a cloth; let it

boil moderately for an hour; when ready to serve, dish it, and have the following sauce ready:—

**SAUCE FOR A BOILED TURKEY.**

Take a little drawn gravy from mutton or veal bones, if you have them, or a little soup; if you have them not, put it into a saucepan, with a blade of mace, an onion, a little bit of thyme, a small bit of lemon peel, and an anchovy; boil all these together, strain it through a hair searce, then put a bit of butter in a stewpan, dredge in a little flour, let it froth up; then put in the gravy you had just strained, let it boil a few minutes, add a little minced parsley; or, if you have oysters, you may put them in, in place of the parsley. If you have sausages in the house, fry some of a nice brown, and lay them round the turkey; garnished with sliced lemon.

For boiled fowls, parsley and butter are generally used; or you may make an oyster sauce if you choose.

**TO BOIL FOWLS, OR HOUSE LAMB.**

Boil fowls and house lamb by themselves, in a good deal of water, and skim it as it rises: a chicken will be done in twenty minutes; a good fowl, in three quarters of a hour: a small turkey, in about an hour; a middling one, in about an

hour  
hour  
allow

F  
sauce  
and  
the  
boil  
them  
a cle  
stew  
in a  
salt;  
butte  
rabb

F  
sauce  
and  
and  
make



hour and a half; and a large one will take two hours, or two hours and a quarter. For lamb, allow a quarter of an hour to each pound weight.

#### SAUCE FOR BOILED DUCKS OR RABBITS.

For boiled ducks or rabbits, make an onion sauce, thus:—Take the onions and peel them, and boil them in a good deal of water; change the water after they have boiled a while, then boil them till tender; take them up and throw them into a cullender to drain, then chop them on a clean mincing board, and put them in a clean stewpan; shake a very little flour over them; put in a little cream, a piece of butter, and a little salt; give them a toss over the fire, and, when the butter is melted, it is ready. Pour it over the rabbits or ducks, and serve it up.

#### SAUCE FOR A BOILED GOOSE.

For a boiled goose, you may make a cabbage sauce thus; first boil the cabbage, and then chop and stew it with a piece of butter, a little cream, and a very little pepper and salt; or you may make an onion sauce as for a boiled rabbit.

## CHAPTER V.

### MADE DISHES OF BEEF.

TO MAKE A BROWN SAUCE, OR FRICASSEE.

TAKE some flour, put it into a plate, set it in an oven, any time you are using it; let it brown, stirring often, till it be all of a nice brown colour; take it out and sift it through a hair searce; let it cool, and put it into a paper bag, and keep it for use.

When you want to make a brown sauce, take two tablespoonfuls of it, and break it as you would starch, with a little cold soup; have some good soup boiling in a stewpan; pour some of it into the flour you have just broke, and stir it together, and then return it to the stewpan; put in a whole onion, a little salt, a grate of nutmeg, or a little beat mace, a spoonful of ketchup, a teaspoonful of anchovy sauce, a little squeeze of lemon, and a glass of white wine; (observe, after you have mixed the browned flour with the soup, strain it through a hair searce, for fear of lumps,

into  
hour  
come  
all b  
brow  
will  
and  
prop

T

T  
of th  
little  
with  
toget  
put i  
then  
and t  
over  
onion  
clean  
the m  
and  
water  
of so  
fire,  
Obse  
half  
pound

into the stewpan,) and let it boil, at least, half an hour, as all sauces are enriched by boiling, and come to their proper flavour. This answers for all brown sauces, and is much better than taking browned butter, as, by this direction, the sauce will be free from grease. You may add truffles and morels, mushrooms, or oysters, if you think proper, according to what you are dressing.

TO STEW A ROUND OF BEEF, WITH A RICH  
SAUCE AND ROOTS.

Take the round, and rub down a small quantity of thyme, mince some onions and parsley fine, a little raw meat minced fine; mix these together, with a little pepper and salt, and work them up together with a raw egg; take out the bone, and put in the stuffing where the bone came out; then wrap the flap tight round, skewer it well, and tie it tight round with a tape; then rub it all over with a little thyme, parsley, and minced onion, and a little mixed spices; have ready a clean pot that will just hold it; put in a little of the marrow out of the bone; then put in the round, and let it stew for about ten minutes, without water; next put in a pint (half a gallon English) of soup, and let it stew for an hour on a slow fire, or a carron plate: add a little boiling water. Observe to have no more liquor than comes half way up the meat. For a round of twenty pounds weight, it will take four hours and a

half constant stewing; you may leave in the bone if you choose. You may stew a rump in the same way; and, for a change, leave out the roots, and dish it up with forcemeat balls.

TO BONE AND DRESS A RUMP OF BEEF.

Lay it open with a sharp knife on the under side, and take out the bone, but be sure not to spoil the other side in taking it out, as the bone lies very near the skin; rub it over with pepper, and a very little salt; let it lie about eight days before it is dressed. Then make up a stuffing thus: take a pound of lean beef, a quarter of suet, two onions minced small, one eschalot minced; fry the onions in a little butter; mince the meat, and pound it in a mortar; mince the suet; take a good handful of bread crumbs, pepper, salt, and a little thyme rubbed down: mix all these together with a raw egg, and stuff it where the bone came out; tie it tight with a tape; stew it with a little weak soup till done, taking care it does not set to the bottom of the pot; make a good brown sauce, as directed for brown sauce, (p. 93): you may add forcemeat balls or vegetables, as you please: dish and garnish with vegetable flowers. Twenty pounds weight will take four hours' stewing.

side  
one  
litt  
an  
rub  
a fe  
ing  
par  
bro  
spi  
tur  
if i  
or  
wil  
ma  
lay  
bot  
hav  
pep  
tur  
bur  
a m  
it h  
mu  
hal  
ma  
ten

## RUMP OF BEEF A-LA-MODE.

Take a rump of beef, lay it open on the under side, take out the bones, make a stuffing, thus: one onion, two eschalots minced very small, a little white pepper, two or three cloves pounded, an anchovy minced small, a little dried thyme rubbed down, a small quantity of parsley minced, a few bread crumbs finely grated; mix all these ingredients with a raw egg, stuff it well into the part where the bones came out, tie it tight with broad tape, and rub the meat all over with mixed spices; if in cold weather, let it lie eight days, turning it every day, and rubbing it with spices; if in the summer season, it will be ready in three or four days; have ready a well tinned pot that will just hold it, rub the bottom of it with some marrow or butter, tie it well with a broad tape, lay it in the pot, and let it get a nice brown on both sides, then add some weak soup to it; if you have none, take a little boiling water, some whole pepper, two or three whole onions, a carrot and turnip, cut in pieces an eschalot or two, and a bunch of thyme; shut it close and let it stew on a moderate fire for five or six hours or more, if it be above sixteen pounds weight; the open side must be laid downwards, first for an hour and a half, then turn it, and let it stew till done; you may add a slice of bacon ham under it; when tender, carefully take it out, lifting it by the tape,

if you can, to prevent breaking it; cover it to keep it hot, strain and skim the sauce, thicken it with a little browned flour, season with anchovy sauce, ketchup, Indian soy, and a glass of white wine, with a squeeze of half a lemon; boil it in a clean stewpan until it is rich and thick, dish and pour the sauce over it with some forcemeat balls.

*Note.*— You may do a small round the same way.

#### A BREAST OF BEEF PRESSED.

Take the nine holes of beef, after it has been properly salted for about ten days, with salt, saltpetre, and sugar; boil it till tender; the instant you take it out of the water, take out the bones, lay a clean cloth upon a board, and lay the meat upon it, then lay on another cloth, and another board upon it; if you have not a cheese press, lay on it a very heavy stone, and let it lie all night, when it will be ready.

#### TO DRESS BEEF BOUILLE.

Take a nice square, tender, lean piece of beef, about four pounds weight; lard it through and through all over; put it into a stewpan, with the handsomest side uppermost; put in two pints (a chopin) of soup, with a little bunch of thyme, and a little winter savory, a whole onion, a little whole pepper and salt, and a blade or two of

mace; shut it close, and let it stew till quite tender; next take out the onion and sweet herbs; take out the meat, and skim off the fat from the soup; take two tablespoonfuls of flour, break it with a little cold soup; then add the soup you have just skimmed to it; strain it into a clean pan, let it come to the boil; then put in the beef, two tablespoonfuls of ketchup, the squeeze of half a lemon, the grate of some nutmeg or mace, a glass of white wine, some truffles and morels, a little salt to your taste; let it stew all together for half an hour. Dish, and pour the sauce over it; garnish with lemon. This makes a nice corner dish, or a centre, and is seldom placed on any other part of the table.

## TO BONE AND ROLL A BREAST OF BEEF.

Take the thin end of a breast of beef, take out the bones, rub it over with salt, saltpetre, and a little raw sugar, some thyme rubbed to a powder, white pepper, and a small quantity of pounded mace; let it lie for eight days, turn it over two or three times, that the salt may penetrate all parts of the meat. When you are to use it, roll it up tight, and sew it with a packing needle, stew it for two hours and a half. Make a good brown sauce with forcemeat balls, or roots cut down, if you choose; glaze the beef, dish, and pour the sauce under.

## BEEF TONGUE RAGOUT.

Take a fresh tongue, take off the root, boil it in salt and water, until it will peel, return it to the pan, a carrot, a whole onion, eschalot, a few peppercorns, and a bunch of thyme; shut it close, and let it stew till tender, take it out, slice it, dip each slice in the yolks of eggs, flour and fry it of a pale brown, strain and thicken the sauce with a little flour; season with ketchup, anchovy sauce, squeeze of lemon, and a glass of white wine; reduce it until it be rich and good; have the dish hot, place the tongue, as much as you can, as though it had not been sliced, so as to appear whole; pour the sauce round it; garnish with capsicums, pickled beet-root, or green pickles; serve it up.

## BEEF TONGUE BRAZED.

Boil a tongue till about half done, peel it, and lard it through and through with fat bacon, then take some weak soup, pepper, salt, some carrots cut in slices, turnips turned, a parsnip cut to fancy, a whole onion, two or three cloves, a bunch of thyme; stew it till tender; when done, take out the onion and thyme, thicken the sauce, add a little ketchup, the squeeze of a lemon, and a glass of white wine; serve it up, with the roots round it; you may glaze the tongue if you think proper,—it makes a handsomer finish.



## BEEF TONGUE IN DISGUISE.

Take a fresh tongue, boil and peel it, cut it in slices; simmer over a clear fire or carron plate about a quarter of an hour, with a little butter, chopt parsley, an eschalot, pepper, and salt; take it off, and let it cool; make a good deal of forced meat, with equal quantities of veal and beef suet, crumbs of bread soaked in a little milk or cream, pepper, salt, parsley, a very little thyme, all finely minced; mix them with the yolks of three eggs; lay some of the forced meat in the bottom of the dish you intend to serve it up in, then lay the tongue on it, put together as though not cut; put the rest of the forced meat on it, smooth it with a knife, dipt in the yolks of eggs, in the form of a tongue; strew over it crumbs of bread; bake it in an oven, or in a Dutch oven, before a good fire, about three quarters of an hour; when of a good colour, take it out, and pour the fat off; clean the dish nicely; make a nice clear sauce with veal gravy, salt, pepper, the squeeze of lemon, and a teaspoonful of anchovy.

## TO FRICASSEE A BEEF TONGUE BROWN.

Take a neat's tongue, take off the root, and boil it tender; take off the skin, and cut it in slices, fry them in butter; then pour out the butter; put in as much gravy into the stewpan

as you think you will want for sauce. Observe the same rules as for fricassee of pigeons: garnish with lemon. You may do any of the above with a brown sauce, if you prefer it.

#### TO STEW A BEEF TONGUE.

Take a neat's tongue fresh; take off the root; stew it in a little salt and water till it will skin; take off the skin; put it into a clean stewpan with a pint (mutchkin) of soup; if it stews down, add a little more: let it stew till quite tender; then take it up, and strain the liquor it was stewed in; put it in the pan again, add a little beat mace, or the grate of a nutmeg, a little salt, a spoonful of ketchup, a glass of white wine, a few truffles and morels, pickled oysters, or mushrooms, and the squeeze of a lemon; let it stew for a quarter of an hour: thicken it as in former receipts.

*Note.*—You may lard the tongue if you please, as soon as you have skinned it, as it looks much better; and, with the addition of a few forcemeat balls, it will make a head dish for a second course; otherwise, it is generally placed as a centre or corner.

#### TO FRICASSEE OX PALATES.

Wash and scald them well, and put them on with cold water; let them simmer till you can take off the black skin very clean; then put them

on  
sim  
liqu  
tow  
flat  
spre  
coll  
ope  
let  
ther

P  
cut  
whi  
ther

T  
ther  
till  
ther  
saut  
soup  
let  
of f  
in t  
of a  
or n  
a te

on again with milk and water, and let them simmer till quite tender; take them out of the liquor, and spread them between the folds of a towel, and lay a weight upon it to keep them flat: make a little forcemeat of veal, season, and spread it on each of them; roll them up like a collar, and tie them with a thread, else they will open. Have a fricassee ready, as before directed; let them stew in it for a little while, and dish them up, and garnish with lemon.

## ANOTHER WAY.

Prepare the palates as in the former receipt; cut them into square neat pieces; then have a white fricassee ready, as before directed; dish them, and garnish with lemon.

## TO RAGOUT OX PALATES.

Take the palates, wash them clean, and put them on in cold water; let them boil slowly till tender, and take off the black skin; then cut them in neat pieces, and make a brown ragout sauce thus: take a mutchkin (pint) of good gravy soup, a piece of butter, put it in a stewpan, and let it brown; then shake in two tablespoonfuls of flour, and stir it for a little while; next pour in the soup, throw in a whole onion, the squeeze of a lemon, a glass of white wine, a little beat mace, or nutmeg, a spoonful of mushroom ketchup, and a teaspoonful of anchovy sauce; let them boil for

ten minutes; then strain, and return it back to the stewpan, and put in the palates; let them stew in the sauce till it is fine and rich. Dish it up, and garnish with lemon.

#### OX PALATES LARDED.

Stew them about half an hour; then scrape off the black skin, return them to the liquor again, and let them stew till perfectly tender; take them out, lay them between the folds of a cloth, and lay a weight over them, to keep them flat; then trim them; take the trimmings, and a little lean ham, season with pepper and salt; work the stuffing up with a raw egg, spread a little on each palate, double them over, and, with a needle, fasten them; then lard them with fat bacon through, and throw pretty close together; put some slices of fat bacon in the bottom of a stewpan, put in a little water to moisten, lay the palates on the bacon, and a piece of white paper over them, and shut them close; let them stew for about half an hour: make a rich brown fricasee, or a sorrel sauce. Dish, and glaze them; pour the sauce under.

#### TO MAKE BEEF OLIVES.

Cut some handsome steaks, flatten them well with a rolling-pin; dredge them over with a small quantity of white pepper and salt; have some forcemeat made, thus: take some veal, fat

and  
piece  
small  
of br  
with  
roll t  
is wi  
eggs  
of bo  
nice  
sauc

C  
then  
on e  
take  
then  
a sa  
brui  
turn  
whe  
soup  
mus  
sau  
littl  
add  
few

and lean mixed together; you may take a small piece of lean bacon ham, a little parsley minced small, some pepper and salt, and a few crumbs of bread; beat all these well together in a mortar with a raw egg; lay a little over each steak, and roll them up tight; the best way to fasten them is with a small skewer; roll them in the yolks of eggs, and then in crumbs of bread; have a pan of boiling dripping ready, fry them till done of a nice pale brown; and dish them with a brown sauce.

## BEEF OLIVES ANOTHER WAY.

Cut some handsome square steaks, flatten them with the rolling pin; lay some forcemeat on each steak, roll them up tight when all done; take two small skewers, stick four on each, dust them over with a little flour, put some butter in a saucepan, when it froths, put in the olives, bruise them till they take on a little brown, then turn them; let them brown on the other side: when fried, drain off all the butter, add a little soup, with a whole onion, a tablespoonful of mushroom ketchup, a teaspoonful of anchovy sauce; shut up the pan, and let them stew for a little, break a little flour with a little cold soup, add it to the olives: let all stew together for a few minutes, dish and pour the sauce over them.

## TO MAKE BEEF COLLOPS.

Cut them into small pieces, about the size of a dollar, the cross way of the grain of the meat; dredge them over with a little pepper and salt, and a little flour; have a small piece of butter in a stewpan, and fry them till tender, and of a pale brown; then have a nice brown sauce ready, and drain the fat from them, and pour the sauce over them. Garnish with sliced lemon.

## TO STEW BEEF STEAKS.

Cut the steaks from the thin end of the spare-rib, half an inch thick, rub the bottom of the pan with a little fat; season with white pepper and salt, lay in the steaks with a whole onion, shut the pan close, and set it on a slow fire, frequently look at them, but do not turn them, they will cast sufficient gravy of themselves to do. Make a nice clear brown sauce, season with ketchup, a few pickles, some pickled mushrooms, and, if you have them, a few pickled oysters; when the steaks are tender, dish them, and what gravy is left in the pan, put it to the sauce, give it a toss over the fire, and pour it round the steaks.

## TO BROIL BEEF STEAKS.

Have a clear fire, free from smoke; throw a little salt in the fire; have the gridiron very

clean  
rub it  
a cou  
of  
the st  
a littl  
the st  
steak  
togeth  
will f  
hot co  
than t  
hot a  
while

TO

If  
of be  
take  
the s  
of bu  
and s  
will b  
sippe

TO

piec  
smal  
read


clean ; put it on the fire, and let it get hot ; then rub it with a bit of the fat of the steak ; put on a couple of steaks, and continue to turn them till enough. Have the dish ready, very hot ; put the steak on it, and, if the family like it, mince a little onion or eschalot small, and sprinkle on the steak with a little salt : then lay the other steak on it, and with the steak tongs press them together ; turn and press them again, and you will find the dish full of gravy. Cover with a hot cover, and send them up. Never send more than two steaks at a time, but send them hot and hot as they are wanted : never salt the steaks while on the gridiron, as it draws out the gravy.

#### TO MAKE MINCED COLLOPS OF COLD BEEF.

If you have the inside of a cold roast sirloin of beef, take the fat from it, and mince it fine ; take a clean stewpan with a little soup ; when the soup boils, put in the meat, with a little piece of butter rolled in flour, a little ketchup, pepper, and salt : when the sauce is thick and smooth, it will be enough. Dish it, and garnish with toasted sippets.

#### TO MAKE MINCED COLLOPS.

Take a tender piece of beef ; cut it into small pieces : then, with a mincing knife, mince it small, with a little beef suet ; have a stewpan ready, with a small piece of butter, and a little





onion, minced very small : give the onion a fry in the butter for a minute, put in the collops, cover the pan close, and let it stew on a slow fire for a few minutes ; take off the cover, and with a wooden spoon break them well, or they will go into lumps ; sprinkle a little salt and white pepper over them ; cover the pan again, and let them stew till quite tender ; have a little soup, which add to it, with a tablespoonful of ketchup, and the squeeze of a lemon ; dish it, and garnish with toasted sippets.

*Note.*— You may make veal collops the same way, only leave out the onion, and give it a little more lemon than for the beef.

#### TO DRESS BEEF GOBBETS.

Take a tender piece of beef, cut it into pieces about two inches square, and half an inch thick ; mince a little onion very small : rub down a little thyme, white pepper and salt, rub them over with that, and shake a little flour over them ; have a well tinned pan, fry them nicely of a fine brown ; in the mean time have a brown sauce ready, drain them from the fat, and put them in the sauce, and let them stew in it till tender. Dish them, and garnish with beet root, or any kind of pickle.

Tal  
suet ;  
onion  
and m  
dollar  
little  
dish t  
over  
the m

Mi  
of bu  
the k  
let th  
soup  
they  
strain  
flour  
ketch  
No  
way.

Ta  
minc  
and s  
of a

## BEEF GOBBETS ANOTHER WAY.

Take a nice tender piece of beef, with a little suet; mince them down, with a small quantity of onion or chlotte, pepper, and salt; work it up, and make them into cakes about the size of a dollar; when they are all done, fry them with a little butter, first dusting a little flour over them; dish them all round the dish, linking one a little over the other, and pour a little good sauce in the middle.

## TO STEW OX KIDNEYS.

Mince down a large onion very small, put a piece of butter in a stewpan, and, when it froths, put in the kidneys, and strew the onions all over them; let them fry for some time, then add a ladleful of soup; shut them up, and let them stew slowly; they will take two hours' stewing; when tender, strain and scum the sauce, thicken it with a little flour; season with pepper, salt, and a little ketchup. Dish, and pour the sauce over them.

*Note.*— You may do sheep's kidneys the same way.

## ANDOUILLETES OF BEEF.

Take a piece of tender beef, with a little suet, mince as small as possible; season with pepper and salt; form these into small cakes about the size of a crown piece, and about half an inch thick;

dust over with a little flour, put a little butter into a frying pan; put in the andouillettes, and, when done on one side, turn them; when sufficiently done, take them out and dish them round in the manner you do cutlets; pour a brown sauce in the middle.

#### TRIPE AS FRICANDEAUS.

Take four or five pieces of nice white tripe, cut longer one way than the other, make a little forced meat of veal, well pounded in the mortar, seasoned with white pepper, salt, grate of nutmeg, and a little of the fat of the veal, work them together with a raw egg, rub the inside of the tripe with raw egg, spread a little of the forced meat on each piece, and roll it up, tie it, or fasten with wooden skewers. Lard them through and through pretty thick, put some fat bacon in a pan, with a little soup, stew till tender; dish them, glaze, as you would other fricandeaus, with a sharp sauce.

*Note.*—The tripe must be boiled very tender before you dress this dish.

#### TO FRICASSEE TRIPE WHITE.

Take some nice white double tripe; stew it on a slow fire in milk and water, till very tender; have a nice white fricassee ready in another pan; put the tripe to it, and let it stew for a few minutes; dish it up, and garnish with lemon.

Be  
milk,  
and fl  
thick  
of tri  
the b  
drapp  
out a  
searc  
Dish

Ha  
be ve  
then  
salt,  
on th  
till th  
table.  
boat.

Ta  
tend  
a wh  
you  
with  
is at

## TO FRY TRIPE IN BATTER.

Beat up one egg (yolk and white,) add a little milk, then a handful of flour, a little more milk and flour, till you think you have as much good thick batter as you shall need to fry the quantity of tripe you intend; dip each piece of tripe into the batter, and quickly put it into the boiling dripping; fry them of a nice brown, taking them out as done, and laying them on the back of a searce, to drain and keep warm till all are done. Dish and send them to table.

## TO FRY TRIPE.

Have a pan of boiling dripping, let the tripe be very tender, dip each piece in yolks of eggs, then in crumbs of bread; season with pepper and salt, fry them of a nice pale brown, and lay them on the back of a searce to drain as you do them, till they are all done. Dish and send them to table, with beat butter and mustard in a sauce-boat.

## TO STEW TRIPE.

Take some nice tripe, after being boiled till tender; put it on with some milk and water, with a whole onion and a little salt; let it stew till you can run a quill easily through it. Dish it with the liquor about it. Tripe done this way is ate with melted (beat) butter and mustard.

You may send the onion up with it, as some people are fond of it.

#### TO CURRY TRIPE.

Take as much double tripe as is sufficient for a dish, stew it till it is quite tender, then cut it into square pieces, dust them over with flour, mince an onion small; put a piece of butter in a stewpan, and, when it froths, put in the tripe, sprinkle the onions over them, and fry them for a little, then pour off the butter, add a little soup, a tablespoonful of curry, and the same of flour, a little salt to taste; let all stew together: when done, have some rice ready boiled, put it round the edge of the dish, and dish the curry in the middle.

#### TO COLLAR BEEF.

Take a nice square cut off the thin end of the breast, take off the skin, and take out the bones, beat the inside well with the end of a rolling pin; then take a teaspoonful of saltpetre well pounded, a quarter of a pound of salt, a tablespoonful of raw sugar, half an-ounce of black and white pepper, cloves and nutmeg, mixed with a little thyme, rubbed down to a powder; rub the beef all over with these ingredients, and lay it in an earthen plate; turn it over every day for eight or ten days, then take it out and dry it with a cloth, beat it well again with a rolling pin, and strew

some  
with  
tend  
done  
off t  
nish

T  
choo  
can,  
pap  
will  
and  
grai  
seas  
fat  
of  
but  
jars  
leav  
ove  
an  
tak  
ove  
bla  
nic  
gar

some more spices over it: roll it up tight, tie it with a tape, and then a cloth round it; boil it till tender, (it will take fully three hours;) when done, take it out, and hang it up till cold; take off the cloth and tape, and slice it for use: garnish with parsley.

## TO POT BEEF.

Take as much tender beef (not fat) as you choose: cut it into pieces: put it in an earthen can, with a good piece of butter; tie it up with paper, and put it in a moderate oven (two hours will do it): take it out, and take out the meat, and save the liquor: cut it (the cross way of the grain) into small pieces, and pound it in a mortar, season it with salt and mixed spices: take off the fat of the liquor it was baked in, and add a little of that gravy to it, with a good piece of cold butter, pound all well together: let the potting jars be well buttered, and press them quite full, leaving as much room as to pour clarified butter over it: put it in the oven for about a quarter of an hour, till you think it is quite hot through: take it out, and, when cold, pour clarified butter over it: when the butter is cold, tie it up with a bladder, and it will keep a long time, and make nice supper dishes, sliced or turned out whole: garnish with parsley.

## MADE DISHES OF BEEF.

## TO POT BEEF HEAD.

Wash and blanch all the blood well from it; parboil it; when cold, take all the meat off the bones; cut it down into small pieces; shake some pepper and salt over it: put it in a clean saucepan; take as much of the liquor it was boiled in as will cover it: with a piece of butter, let it stew over a slow fire, till it be fine and thick, taking care it does not catch: then put it into shapes, and, when cold, turn it out as you do jelly: or you may slice it and make dishes for supper; garnish with parsley.

## TO POT COW HEEL.

After the heel is cleaned and boiled tender, cut it down very small; season it with white pepper and salt, and the grate of a nutmeg; stew it with a little veal soup for half an hour; put it into any shape you like; and, when cold, turn it out as you do jelly.

## TO BOIL COW HEEL.

After having scalded all the hair off them, and taken off the hoofs, put them in a pot with a good deal of water; let them stand as near the fire all night as just to simmer, but not to boil fast; the next morning, carefully take them out and set it by. When you want to use it, prepare it for table as directed in the receipt for tripe, or

you may send it up cold, if you like, with mustard and vinegar, or it is a very nice fricassee.

## TO BAKE A BEEF TONGUE.

Boil it till almost done; peel and split it in two; dip it in melted butter; roll it in bread crumbs, pepper, and salt; bake it slowly, basting it with butter; make a sauce thus: take a little gravy, a little minced parsley, pepper, and salt, the squeeze of a lemon; beat up the yolks of two eggs; add it to the sauce; give it a toss; pour in the sauce, and lay the tongue on it. Garnish with sippets of fried bacon.

## SAUSAGES WITH RED CABBAGE.

Cut down the cabbage, but not too small, put it in a clean stewpan, with a piece of butter, a little salt and pepper, a small teaspoonful of vinegar; shut it close, and let it stew on a slow fire till done, but not too soft; in the mean time, fry a pound and a half of sausages nicely; dish the cabbage, and lay the sausages neatly on it.

*Note.*—If you have no sausages, make mock sausages thus: take cold roast meat of any kind you have in the house, mince it as small as possible; season with white pepper, salt, dry thyme rubbed through a searce, a small quantity of onions or eschalot nicely minced; you may add parsley, if you like the flavour, or any other sweet herb; a few crumbs of bread and a little fat must



be minced with the meat; work it up with a raw egg, yolk and white, roll them in the form of sausages, and about the same length; glaze with the yolk of eggs, roll them in crumbs of bread, fry them, in a pan of dripping, of a fine brown; dish as above. These (patties and rissoles) will be found very useful receipts, as they use up cold meat that could not be served up any other way.

TO MAKE BUBBLE AND SQUEAK, AN ENGLISH DISH.

This dish is generally made from a round of beef that is not altogether done: slice it in handsome slices, fry it nicely, but not too much, else it will make it dry, sprinkle a little ground pepper over; have some cabbage ready boiled; take the meat out, cover it, and keep it hot whilst you chop and fry the cabbage nicely, with a little butter, pepper, and salt; when done, dish the meat in the middle of the dish, and cover it with the cabbage, leaving a bit to appear in the middle; serve it up hot, or it is like a beef steak, not good. This is a family dish, and seldom used otherwise.

TO MAKE A STRONG GLAZE FOR GLAZING HAMS, TONGUES, &c.

Slice down some veal, beef, and a few slices of bacon ham: put it on the fire, in a well tinned

pan, and let it get a catch (brown) on both sides; then pour in some boiling water, but not to cover the meat; shut it up close now and then; observe if it boils down, add a little boiling water to it; let it stew till the whole strength is out of the meat; strain it; let it stand till cold; take off all the fat; have an ounce of isinglass dissolved in a little water, strain it; put the soup and it into a clean saucepan; boil them till they come to a strong glaze, which you know by trying a little in a saucer set to cool. Put it into a jelly pot, and it will keep for a long time: when you require any for using, take as much as you want; and set it in a plate before the fire to melt. Tie the remainder up, to keep the air from it.

## TO SALT BEEF.

When the beef comes from the butcher, cut it into such pieces as will be suitable for the table; take as much salt as you think sufficient for the quantity of meat you intend to salt; dry it before the fire; then rub the meat well all over with it, and be sure to rub it into all the open parts you can find; lay it on a clean board, packing it well together. Let the board be raised higher on one side than the other, that the blood may drain from it; cover it well with a cloth, and let it lie for twenty-four hours. In the mean time, prepare the pickle thus: take as much water as you are sure will cover the meat, when packed

in the barrel or vessel you mean to keep it in; stir in as much salt into the water as to make it carry an egg: to a stone of beef, allow half an ounce of saltpetre, well pounded, and a quarter of a pound of raw sugar; put them into the water, and boil it about an hour, carefully skimming as it rises; take off the pickle, and, when cold, pour it on the meat: be sure it be covered; lay a board and a weight on it, to keep the meat from rising above the pickle.—The barrel should have a cover; but, if not, put a cloth several times doubled over it, and a board over all to keep out the air: in the summer, it will be fit for use in a fortnight; but, in the winter, it will take a month.

You may salt a round of beef the same way by itself, by putting it in an earthen or wooden vessel that will hold it, turning it twice a-week: it will be ready for use about the same time as above. This method of salting beef in pickle is by far the best way, as it takes the salt more regular, and is not clammy, or apt to have any bad parts in it, as is sometimes the case in salting it with dry salt, and it requires a great deal less attention to keep it in good order.

#### TO CURE A BEEF HAM.

Take a nice rump of beef, new killed; with a sharp knife, lay it open on the under side, and take the bone neatly out; mix up some dry salt

with a little saltpetre; rub it well in the part where the bone came out, and all over it; let it lie for two days, rubbing it well each day; then tie it well with tape, to close up the part the bone came out of. Prepare a pickle, as in the former receipt, sufficient to cover it; let it lie in it about six weeks; take it out, dry it well with a cloth; and wrap it in a coarse cloth, on a board, with a heavy weight on it, to squeeze out all the pickle; let it lie in that state two days; then mix up some salt well dried before the fire, a little ground pepper, and pounded ginger; rub it all over with this mixture; dredge it all over with bran or oatmeal; hang it within the heat of the fire, but not too near, till it has done dropping; then wrap it in strong brown paper, tie it up well, and hang it in a dry part of the kitchen.

## TO CURE OX TONGUES.

Rub them over with salt; put them in a vessel that will just hold them; let them lie for two days; then pour off the liquor, as the blood that comes from them is apt to spoil the pickle; then mix some salt, saltpetre, and a little coarse sugar, rub them all over well with this, pack them into the vessel, and throw a good handful of salt over them; let them lie for eight or ten days, frequently rubbing them with fresh salt, and saltpetre; if they have not cast a sufficient quantity of pickle to cover them, mix up a cold pickle of

salt and water, sufficiently strong to make an egg swim in it; pour it upon them; cover them with a cloth, but first lay a weight on them, to keep them under the pickle.

#### TO CURE PORK OR MUTTON HAMS.

Take the pork ham, after being cut in a proper form; have the salt well dried at the fire, and warm; pound some saltpetre very fine; to every pound of salt, allow a teaspoonful of saltpetre, and two ounces of lump sugar pounded; mix them together; rub the ham well on both sides with this mixture for half an hour, and be sure you rub it into every crink or crevice you can find in the ham; lay it in a trough or on a board; if you have several, pack them close, lay a cloth over them, and heavy weights or stones on the top. Repeat this, rubbing with fresh ingredients, once every week, for four weeks; in the last rubbing, mix in some ginger and other spices, and rub them well. This will prevent the flies from getting to them; then dredge them well all over with oatmeal or shielings, and hang them in a dry place. Mutton hams may be done the same way, though I prefer a pickle as for beef ham, since nothing can penetrate so well into the mutton as a strong pickle, when kept over the head, which must be attended to in salting any kind of meat. In pickling pork, observe the same rules.

A  
Slic  
pound  
soup  
beef,  
cut in  
a ham  
celery  
set it  
stew  
at the  
of boi  
till th  
water  
let it  
or six  
and g  
little  
it is  
strain  
cool  
Ta  
pound  
flour  
much  
W  
with  
soup  
brow

## A RICH CULLIS FOR ALL KINDS OF SAUCES.

Slice down two pounds of bacon ham, eight pounds of veal, eight pounds of beef; lay in the soup pot, first the ham, then the veal and the beef, two large carrots cut, three or four onions cut in slices, a good bunch of thyme, a little basil, a handful of whole pepper, a head or two of celery, some eschalots; shut the stewpot close, set it on a very slow fire, or a carron plate, let it stew without water, till the meat has got a catch at the bottom, but not too much; then add a pint of boiling water: shut up the pot, and let it stew till that liquor is almost reduced; have boiling water ready, and fill up the pot almost to the top; let it stew slowly, but constantly boiling, for five or six hours; by this time the soup will be rich and good: observe, as it boils down, to add a little boiling water several times during the time it is boiling; let it be reduced about one-third, strain it, set it by for use, with the fat on it, in a cool pantry, in several different bowls.

Take a well tinned stewpan, put in half a pound of butter, let it brown, dust in as much flour as will make it pretty thick, but not too much so: put this browning by for use.

When you have a good many dishes to dress with a brown sauce, take as much of the above soup as you think will answer; add some of the browning; boil it to a sauce consistence, add



truffles, pickled mushrooms, oysters, ketchup, anchovy sauce, the squeeze of a lemon, beaten mace, and two glasses of white wine: you have now the sauce ready for all your dishes; you can vary them, by sending the truffles into such as you think proper, the oysters into others, according to what you are dressing; or you can make some sharper than others, by the addition of a little more lemon or vinegar.

*Note.*— There are various directions for sauces given in the book, but this is meant for a large company, that you may be prepared for any dishes that you may have to dress.

#### TO MAKE SAVOURY JELLY.

Take as much brown soup as you think you shall have occasion for. If it is to turn out of a shape, dissolve an ounce of isinglass in a little water, strain, and add it to the soup; break into it three eggs, yolks and whites, some whole black pepper, a few cloves, a little salt, and the squeeze of a lemon; whisk it all together, set it on the fire, and whisk till it is almost at the boil, take out the whisk, and as soon as it boils, draw it to one side of the fire, and let it break; put it through a flannel bag, as you do calves-feet jelly. (For Fowls in Jelly, see p. 55.)

The  
before  
and se  
meat w  
meat,  
keep t  
than o  
of the  
the gr  
on a c  
dry up

Tak  
you ha  
fresh b  
with b  
mince  
with  
egg.  
then,  
remain  
may la  
and se  
put t  
answe  
gettin  
intenc



## TO KEEP MEAT HOT.

The best way to keep meat hot, if it be done before the company comes, is to dish the meat, and set it on a pan of boiling water; cover the meat with a deep cover, so as not to touch the meat, and throw a cloth over all. Thus you may keep the meat hot a long time, and it is better than over-roasting and spoiling it; for the steam of the water keeps it hot, and does not draw out the gravy, or dry it up; whereas, if you set it on a carron plate, or even before the fire, it will dry up all the gravy, and spoil it.

## BEEF LOAF.

Take a piece of roast beef, fat and lean: if you have no roast beef, parboil a tender piece of fresh beef; mince it as small as possible: season with beat pepper, salt, a small quantity of onion minced small, a little sweet herbs; moisten it with a teacupful of good soup; mix in a raw egg. Butter a pudding-pan, and press it in; then, if you have a steam, put it in, and let it remain till you are sure it is hot through; or you may lay some green blades in the bottom of water, and set it on them; cover it with a plate, and put the cover of the pan over all; this will answer as a steam, and prevent the water from getting into it; then turn it out on the dish you intend to serve it up in; have a little good brown

sauce ready; pour it round, and glaze it all over the top with a strong glaze, as in the receipt for fricandeau; garnish with crimped parsley, and serve it up hot. This answers for a corner dish for a large company; these things, for change, are useful.

#### TO MAKE LIVER PUDDINGS.

Wash and clean the guts well; boil the liver till it will grate or pound; take an equal quantity of minced suet and liver, mince an onion or two, season with pepper and salt, and a little thyme rubbed small; fill the guts, but not too full, and so continue till you have filled as many as you intend to make; cut them in proper lengths, and sew each end; have a pan of boiling water ready, do not let them boil too fast else they will burst, prick them with a large needle to prevent them from bursting while boiling (fifteen minutes will do them;) take them out, and lay them on the back of a sieve to cool. When you serve them, heat them in boiling water, then broil and dish them up.

#### TO MAKE SWEET PUDDINGS.

According to the quantity you mean to fill, mince down an equal quantity of beef, suet and apples, grate down some stale baked bread, wash some currants, some raw sugar, nutmeg, cinnamon, and the grate of lemon; mix all these

well  
receip  
the b  
them,

W  
then  
gallon  
(mut  
of su  
the fir  
and s  
toget  
prick  
their  
when  
obser

W  
and v  
boilin  
turn  
scurf  
have  
small  
clean  
minc  
three

well together, and fill them as in the above receipt; boil them, and, when done, lay them on the back of a sieve to cool. When you serve them, heat them in boiling water, and broil them.

## TO MAKE BLACK PUDDINGS.

When you kill beef, stir the blood till cold, then strain it through a coarse searce; to half a gallon (a pint Scotch) of this blood, take a pint (mutchkin) of sweet milk, mince down two pounds of suet, one pound of oatmeal well dried before the fire, two or three onions minced small, pepper and salt, rub down a little thyme; mix all these together, and fill them as above; boil, frequently pricking them with a large needle, to prevent their bursting; when done, lay them on a sieve; when cold, hang them up. When served up, observe the same rules as above.

## TO MAKE A HAGGIS.

When you kill a sheep, take the large bag and wash it well with cold water, then fill it with boiling water, and skewer it up for a minute, turn out the water, turn it, and take off all the scurf clean; lay it in cold water to blanch; have the lights and heart well boiled; take the small puddings and slit them up, wash them clean, and blanch; then boil them; when cold, mince them, with the lights and heart; mince three quarters of a pound of suet, two handfuls

of oatmeal well dried, an onion minced small, and a little parsley, thyme, pepper, and salt; mix all these ingredients together, and fill the bag, but not too full, with two spoonfuls of water, and sew it up; boil it as you do puddings; it will take an hour and a half boiling, which must be slowly; frequently prick it to prevent its bursting; serve it up hot.

TO MAKE OATMEAL PUDDINGS.

For one pound and a half of suet minced, take two pounds of oatmeal, an onion or two minced small; season with pepper and salt, and fill them as above; observe, the meal should be well dried before the fire before you mix it up. Serve them as above.

TA  
shoul  
back  
their  
put i  
tende  
brow  
let it  
pare  
scoop  
till th  
them  
with  
the t  
and p  
as yo  
boat;  
made

## CHAPTER VI.

### MADE DISHES OF MUTTON.

#### TO DRESS THE BACK RIBS OF MUTTON.

TAKE a fore quarter of mutton; take off the shoulder, leaving as much of the meat on the back ribs as you can; then take off the breast, then the neck end, leaving a nice square piece: put it on with some soup, and let it stew till tender; then draw out the bones, and have a nice brown sauce made up; put it into the sauce, and let it stew for half an hour; take three turnips, pare them, but not too large, cut them across, and scoop them out like troughs; boil them in water till they are enough; take them out, and keep them warm; have some spinage, nicely dressed with a little cream and salt; dish the mutton, set the turnips round it, fill them with the spinage, and pour as much of the sauce under the meat as you think proper; send up the rest in a sauce-boat; in the mean time, have a glazing ready made, thus: take a ladleful of good soup, put it

in a small saucepan, and let it boil down to little more than two tablespoonfuls; take a bunch of feathers, and, just as you are going to send it up, glaze the mutton over with it. This glazing answers for a fricandeau, or fillet of veal, or any other dish that requires to be glazed.

#### TO DRESS A SHOULDER OF MUTTON.

Dress it the same way as directed for lamb; and you may dish with turnips and spinage, as in the above receipt.

#### TO DRESS A LOIN OF MUTTON.

Take a loin of mutton, and cut off the flap with a sharp knife, take out the bone neatly, then take the skin almost off, and turn it under; make a nice forcemeat, and fill the place where the bone came out, and turn the skin round it: skewer it neatly up with small skewers, and tie it with tape, stew it in soup till tender; then take it out, and glaze with the yolks of eggs, and dredge it with bread crumbs, minced parsley, pepper and salt; set it in the oven, or before the fire, to brown; make a nice white fricasee, or a brown sauce, and pour it under; you may add a few egg-balls, with the white sauce. If you do it with a brown sauce, you may take a dozen small onions, peel and boil them in water, then put them in the sauce, and let them stew for a little in it, and dish and pour the sauce round it.

## TO BONE AND STUFF A LEG OF MUTTON.

Lay it open on the under side, and take out the bone, all but the shank; then take half a hundred of oysters, scald and beard them, chop them a little, two hard boiled eggs, mince them, a few bread crumbs, pepper and salt, work these up with a raw egg; stuff it where the bone came out, sew it up tight, keep it in its own form as much as you can, tie it round with paper, and when you lay it to the fire, baste it well. Make an onion sauce, thus: take two or three good large onions, mince them down pretty small, and fry them with butter, keep stirring, but do not let them brown; when they are done, add a tea-cupful of soup, another of cream, and a piece of fresh butter, salt to taste; let all boil for a little, dish the mutton, have some good gravy in the dish, the onion sauce in a sauceboat.

## TO BROIL A BREAST OF MUTTON.

If you should have a breast of boiled mutton come from the table, it makes a good supper dish, done thus: take a sharp knife and score it cross and cross; take a little pepper and salt, and some minced parsley and thyme, and a few crumbs of bread, strew these over, and broil it on a clear fire; send it up garnished with crimplt parsley, done thus: pick and wash the parsley, have some boiling dripping, throw in the parsley, in a

minute lift it out with an egg-slice, and it will be both crimp and as green as when it was put in. Garnish the mutton in bunches round the dish. Be sure to dry the parsley well, or it will make the dripping fly.

#### HARICOT OF MUTTON.

Take about seven steaks from the back ribs, beginning at the thin end; take off the skin and a little of the fat; flatten them with the cleaver, strew a little salt on them, and dredge a little flour over them, mince an onion very small, and shake over them; then fry them in butter of a nice brown; in the mean time prepare a nice brown sauce, drain the steaks from the butter, and put them to the sauce; have some turnips, turn them into small ones with a turnip turner, and cut the carrots into diamonds, or any shape you fancy; boil them in water till enough, drain the water from them, add them to the haricot, and let them stew together for half an hour; dish the steaks neatly, and pour the sauce and roots over them.

#### TO HASH COLD MUTTON.

Cut down the mutton in nice square pieces, break the bones, and put them in a stewpan with a whole onion or two, and a little water; let it stew about an hour, then strain it; dust some flour over the mutton, put it into a clean stewpan;



add the liquor you have just strained ; season with pepper and salt ; a spoonful of ketchup ; let all stew till the meat is tender, dish and serve it up. Observe, cold roast beef may be done the same way. If you have them, pickled mushrooms are good in all hashes.

## SHEEP TONGUES AS FRICANDEAU.

Boil them till nearly done ; peel and lard them ; stew them in good gravy with a bunch of sweet herbs, a whole onion, two or three cloves ; take out the tongues, boil the sauce down to a glaze, and glaze as directed for veal fricandeau ; in the mean time, prepare a sauce as follows : put a little butter in a clean stewpan ; when it froths, throw in an onion minced small, a handful of chopt parsley ; pour a little water into the pan the glaze was made in ; boil it, stirring it with a spoon, to remove the glaze ; add it to the onion and parsley ; season with a little ketchup, and a spoonful of vinegar ; pour the sauce into the dish, and place the tongues neatly on it. Serve it up, garnished with sliced lemon.

## SHEEP'S TONGUES WITH ONIONS.

Boil and peel them ; have a dozen of small onions peeled and ready ; put a piece of butter in a stewpan ; fry the onions for a little, add a little minced eschalot, dust in a little flour, a pint (mutchkin) of good soup, a spoonful of ketchup, a glass of white wine. Season with a little beat

mace and salt; put in the tongues; let them stew in the sauce for half an hour, till it looks rich. Dish the tongues in the middle, the onions round: garnish with beetroot and green pickles.

#### SHEEP'S TONGUES IN PASTE.

Boil the tongues very tender; peel them, and divide them into four, lengthwise; make a little forced meat; put a little round each piece, then roll them up in thin paste; fry them in a stewpan of boiling dripping of a nice brown; drain and dish them. Garnish with fried paste sippets.

#### BAKED SHEEP'S TONGUES WITH WHITE SAUCE.

Boil them till nearly enough; peel them; roll them in eggs and bread crumbs; set them in the oven; baste with a little butter till of a fine brown; take the same liquor the tongues were stewed in, boil it down to half a pint (half mutchkin,) add a teacupful of cream, a bit of butter rolled in flour; boil all together for a few minutes; season with a little mace and salt; beat up the yolks of two eggs, and add it; give it a toss, but do not let it boil; dish the tongues neatly, and pour the sauce under them. Garnish with sliced lemon.

*Note.*— You may serve them up without sauce, garnished with crimped parsley.

#### TO DRESS SHEEP'S RUMPS WITH RICE.

Take six rumps, put them in a stewpan, with some good soup, just enough to cover them, let

them stew for half an hour; take them up, and let them cool; then put into the liquor a quarter of a pound of rice, an onion stuck with cloves, a blade of mace and a little salt; let it boil till the rice be quite thick, stir it often to prevent it from burning; in the meantime take a clean stewpan, put in a piece of butter, dip the rumps in the yolks of eggs, then in crumbs of bread, minced parsley, and a little thyme, pepper and salt, fry them of a nice brown, take them up, and lay them before the fire to drain, then dish the rice, and lay the rumps all round it; have ready four hard boiled eggs, cut them in quarters and lay them round the dish, with bunches of fried parsley between them, and serve it up.

#### MUTTON CUTLETS WITH CUCUMBER SAUCE.

Cut the cutlets from the back ribs, (neck,) trim off all the fat, and scrape the bones, take a small quantity of onions, shalot, and a little parsley minced small; dust the cutlets with a little flour, fry them with the onion and shalots, pour off the butter, add a ladleful of soup, with a little salt; let them stew till tender, next pare and slice a large cucumber, dust it with a little flour, take another stewpan, and fry them with a piece of butter till done, then pour the sauce from the cutlets to the cucumber; season with mace and white pepper, a tablespoonful of lemon pickle, a teaspoonful of Harvey sauce, and a teaspoonful

of ketchup ; let all stew for a little ; when ready to serve, dish the cutlets round the dish, and pour the sauce in the middle.

#### MUTTON CUTLETS WITH TOMATA SAUCE.

Prepare the cutlets as in the former receipt ; fry them with a piece of butter, till nearly done, in a stewpan ; pour off the butter, add a little soup, and let them stew till done ; prepare a sauce thus : take another stewpan, put in a piece of butter, when it froths, dust in two spoonfuls of flour, stir for a little, till it is smooth, add a small quantity of soup, a teacupful of cream, season with salt, mace, or the grate of nutmeg ; two tablespoonfuls of tomata sauce, a glass of white wine, and the squeeze of a lemon ; when ready, dish the cutlets round the dish, and pour the sauce in the middle.

#### MUTTON CHOPS.

Take the neck (back-ribs) of mutton ; cut seven steaks off it, beginning at the thin end, flatten them with the cleaver, and take off the skin with a little of the fat ; take a few crumbs of bread, a little pepper and salt, with a very little thyme rubbed small, mix all these together, dip them in the yolks of eggs, and then in the bread crumbs. Do them in the oven, if you have one going, if not, in the Dutch oven, before a good


fire. When done, pour a little good gravy under, and send them up hot.

## MAINTENON CHOPS.

Cut the chops, as above directed ; and take the skin and meat off the bone, down to the thick end, and scrape the bone till it be as thin as a quill ; flatten them with the cleaver ; have some crumbs of bread, a little parsley finely minced, and a very little thyme rubbed small, some pepper and salt ; mix them together ; beat up the yolks of some eggs, dip the steaks in it, and roll them in the bread crumbs ; have a stew-pan of boiling dripping, and fry them till done of a fine brown ; lay them on the back of a searce to drain before the fire, and have a little brown sauce ready. Have the dish hot, and neatly dish them, with the bones outward, and pour the sauce under them. — Or you may do them in the oven, by buttering a tin or common dish ; or you may roll them in writing paper, buttering it well, and do them on the gridiron ; but you must not dip them in egg ; only dip them in a little melted butter, then in crumbs of bread, and wrap them in the paper, broil, and send them up in the papers to table, with no sauce under them.

## TO HASH MUTTON LIKE VENISON.

Cut the mutton pretty thin ; take the bones and skinny pieces, put them on the fire with a



little water, a few peppercorns, a little salt, and a whole onion; let it simmer till you have drawn all the gravy from them; strain it to half a pint (half a mutchkin) of this gravy; put a glass of port wine, a little lemon peel, a piece of butter rolled in flour, a tablespoonful of ketchup, the squeeze of a lemon; put in the meat and let it stew together for half an hour; dish and send it up hot.

*Note.*— Cold roast mutton or beef are done the same way, but leave out the wine.

#### FILLETS OF MUTTON LARDED.

Take a loin of mutton, cut off the flap, take off the skin, with a good part of the fat, take out the back bone, cut it into four fillets, lard them through and through pretty thick, rub them over with pepper and salt, a little thyme rubbed down, and some onions first fried on the under side of each fillet, lay the flap you cut off and the trimmings on the bottom of a stewpan, then lay the fillets upon them, moisten it with a little weak soup or water, put a piece of white paper over all, to keep the drop of the cover from discolouring them, shut the pan close, and let them stew slowly till tender. Then make an onion sauce thus: mince down a large onion; fry it to a pulp, but do not let it burn, add a little soup, thicken with a little flour, season with a grate of nutmeg, and a cupful of cream.

## TO POT TOMATAS.

Gather the tomatas when quite ripe, and perfectly dry; scald them in water for the purpose of taking off the skin, mash the pulp, and put it into a stewpan over a very gentle fire, for fifteen or twenty minutes; when cold, put the pulp into small stone pots, and after pressing it down, pour over the surface some melted mutton fat, tie a piece of wet bladder over the pots, to keep out the air; the smaller the pots the better, as the pulp is apt to spoil after being opened; it will keep through the winter: potted tomatas are used for roast meat or in soups; but, as the tomatas are rather difficult to be obtained, I shall give a receipt for mock tomatasauce.

## TO MAKE A MOCK TOMATA SAUCE.

Roast any quantity of sharp tasted apples in an oven, and, when sufficiently done, let them be pulped in the usual manner, put the pulp into a marble mortar, with as much turmeric as will give it the exact colour of tomatasauce, and as much Chili vinegar as will give it the same acid that the tomatas has; when uniformly mixed, give a gentle boil in a tin saucepan for fifteen minutes, having previously shred into each quart two ounces of shalot, a teaspoonful of Cayenne pepper, and a little salt: when cold, take out the shalot, and put the sauce into stone bottles.



## CHAPTER VII.

### MADE DISHES OF LAMB.

#### TO DRESS A SHOULDER OF LAMB.

TAKE a fore quarter of lamb, take off the shoulder, with as much meat to it as you can; take out the blade and shoulder bone, leaving the shank end on; drop an egg, yolk and white, on the part where the bone came out, and spread it with a knife; have a little white pepper ground, a little salt, minced parsley, and a few crumbs of bread; mix them together, and shake them over it; then have a little forcemeat ready, and spread on it, draw it up with a strong thread or twine, so as to close in the stuffing, and form it like a small ham, then stew it in soup till tender; take it out, and keep it hot; take a clean stewpan, with a piece of butter, put it on the fire, let it brown, then dust in a little flour and some minced parsley; put in the liquor it was stewed in, the squeeze of a lemon, a little salt, and the grate of nutmeg, let it boil for a few minutes. Dish the

lamb,  
lemon  
after  
yolk  
crum  
and s  
befor  
garni  
No

TO M

Cu

and

them

a litt

kidne

a han

and

up w

the

then

roll

then

till a

four

do t

brea

of a

of a

whit

lamb, and pour the sauce over it; garnish with lemon; or you may dress it with a white sauce, after it is stewed tender; rub it over with the yolk of an egg, dredge it all over with bread crumbs and minced parsley, season with pepper and salt; put it in the oven to brown, or set it before the fire; dish, and pour the sauce under it: garnish with lemon.

*Note.*—For this sauce look for white fricasee.

TO MAKE A HANDSOME DISH OF A LOIN OF LAMB.

Cut off the leg (gigot,) then take off the flap, and cut the loin into handsome steaks, flatten them with a cleaver: then take the flap, mince a little cold roast lamb, if you have it, cut the kidney into thin slices; mince a little parsley and a hard boiled egg, a few crumbs of bread, pepper and salt, and the grate of nutmeg; mix all these up with a raw egg, spread it all over the inside of the flap, and lay the slices of kidney over that; then roll it up tight and tie it with tape, and roll it up in a cloth; stew it for half an hour: then take it up, take off the cloth, and let it stand till almost cold; with a sharp knife cut it into four slices; glaze it over with the yolk of eggs; do the steaks the same way, dredge them with bread crumbs, a little pepper and salt; fry them of a nice brown till done; lay them on the back of a scarce to drain and keep warm; prepare a white or brown sauce, as you think proper; dish

the steaks neatly in the middle of the dish, and lay the slices at each end and each side. Pour the sauce under, and garnish with lemon.

TO DRESS THE NECK (BACK RIBS) OF LAMB.

Cut it into handsome steaks, flatten them, dip them in the yolks of eggs, then in bread crumbs, minced parsley, pepper and salt; have a pan of boiling dripping, fry them till done, take out and lay them on the back of a searce to drain; in the mean time, make a nice brown or white sauce: dish neatly, and pour the sauce under them; or you may do them in the oven, or in the Dutch oven, before the fire, by basting them with a little butter. This makes a nice corner dish.

TO DRESS A SHOULDER OF LAMB ANOTHER WAY.

Take a fore quarter of good lamb; cut the shoulder from it, with as much meat to it as you can; lay it open on the under side, and take out the bone all but the shank; make a stuffing with a piece of cold lamb or cold fowl, a few bread crumbs, minced parsley, pepper, and salt, mixed all up with a raw egg; spread this over the inside, roll it up longwise, and sew it up with a needle and strong thread, tie it round with tape, put it into a stewpan, with a little weak soup; let it stew till tender; take it out, and, with a brush or bunch of feathers, glaze it with yolks of eggs. Set it before the fire, or in the oven, till it takes

on a f  
under

Cu  
tender  
the lo  
them  
peppe  
roast  
little  
crumb  
all th  
spread  
the ki  
it, rol  
cloth  
off th  
and c  
eggs,  
fry th  
drain  
time  
lay th  
round  
betwi  
dishe  
have s  
froths  
flour;

on a fine brown; dish, and pour a brown sauce under. Garnish with vegetable flowers

TO DRESS A HIND QUARTER OF LAMB.

Cut the gigot neatly from the loin; stew it till tender; in the mean time, cut off the flap from the loin, cut the loin into handsome steaks, dip them in the yolks of eggs, then in bread crumbs, pepper and salt; take the flap, mince a little cold roast lamb, if you have it, a hard boiled egg, a little pepper and salt, a little parsley, a few crumbs of bread, and the grate of nutmeg; mix all these ingredients up with a raw egg, and spread it all over the inside of the flap; then cut the kidney into thin slices, and lay on the top of it, roll it up tight, tie it with tape, and then in a cloth; stew it about half an hour; take it up, take off the cloth, let it cool, then take off the tape, and cut it into ringlets; dip them in the yolks of eggs, and then in bread crumbs, pepper and salt; fry the steaks and ringlets till of a nice brown; drain them on the back of a searce; in the mean time have some spinage dressed as for a dish; lay the stewed lamb in the middle, the spinage round it in spoonfuls, and the steaks and ringlets betwixt each spoonful, till the whole are neatly dished. Put a small piece of butter in a stewpan; have some parsley minced small; when the butter froths, throw in the parsley, dredge in a little flour; then pour in half a pint (half a mutchkin)

of the liquor the lamb was stewed in, a table-spoonful of ketchup, and the juice of half a lemon; let it boil a little, and pour it over the stewed lamb, but not on the steaks. This dish answers for the top or bottom of the table.

#### TO DRESS A BREAST OF LAMB.

Take the bones neatly out; if you have any cold fowl, take the meat of it, and mince it very small, but do not pound it; or take veal, if you have no fowl, mix it with a little minced parsley, a little bread crumbs, pepper and salt, and the grate of nutmeg; work them up with a raw egg; spread it all over the inside, roll up tight, and tie it with a tape; stew it in a little water, a little whole pepper, and a whole onion, till tender; take it out, and keep it hot; strain the sauce it was stewed in, skim off all the fat, and return it back to the pan again with a teacupful of cream; first mix two table-spoonfuls of flour in it; boil all together with a little beat mace or the grate of nutmeg; beat up the yolk of an egg with a very little salt, add this to it, then untie the tape from the collar, and, with a sharp knife, cut it into six pieces; place them neatly in the dish, and pour the sauce over them; garnish with lemon. This makes a nice corner dish hot; or a nice supper dish cold, by keeping the tape on it till cold, slicing it into thin slices, dishing it neatly, and garnishing with parsley.

LAMB  
Cu  
Round  
and f  
crum  
salt;  
till do  
back  
dish  
garnis

W  
it, bla  
the liv  
open  
brains  
the ye  
mince  
dredg  
it in t  
butter  
and st  
peppe  
the b  
mince  
have a  
brain  
dollar

## LAMB CUTLETS WITH WHITE OR BROWN SAUCE.

Cut the cutlets from the back ribs; take the round part neatly from the ribs; trim off the skin and fat, dip them in the yolks of eggs, then in crumbs of bread mixed with a little pepper and salt; have a pan of boiling dripping, fry them till done of a nice pale brown, drain them on the back of a searce; make a brown or white sauce, dish them neatly, pour the sauce under, and garnish with sliced lemon.

## TO DRESS A LAMB'S HEAD.

Wash and blanch the head well, then parboil it, blanch the pluck also, and parboil it all but the liver; mince the heart and lights small, then open the head, and with a spoon take out the brains, close up the head, glaze it all over with the yolks of eggs, have some crumbs of bread, minced parsley, pepper and salt, mixed together; dredge the head all over pretty thick with it; put it in the oven or before the fire, basting it with butter till of a nice brown; then take the hash, and stew it with a little soup, mushroom ketchup, pepper and salt, and the squeeze of a lemon; mix the brains with a few crumbs of bread, a little minced parsley, pepper and salt, and a raw egg; have a piece of butter in a frying pan; drop the brain cakes with a spoon, about the size of a dollar; fry them of a nice brown on both sides;

take them out, drain and keep them hot. In the mean time, cut the liver into slices, not too large; dip them in the yolks of eggs, and then in bread crumbs, pepper and salt; fry it in the pan the brain cakes came out of, till done of a nice brown. When all is ready, pour the hash in the dish, lay the head in the middle, the brain cakes and liver round the edge, and serve it up; for variety, you may split the head to lie flat.

#### LAMB CUTLETS WITH CUCUMBER SAUCE.

Cut what cutlets you think will fill the dish from the back ribs (neck;) turn off all the fat, and scrape the bones; dip them in eggs, roll them in crumbs of bread, pepper and salt, fry them of a pale brown, or you may do them in the oven. Prepare the sauce thus: take a good sized cucumber, pare and slice it, about the thickness of a crown piece; put a piece of butter in a stewpan; when it froths, put in the cucumber; turn them till done on both sides; dust a little flour on them, after pouring off the butter, and add a little soup, the squeeze of a lemon, a little mace or nutmeg, a small quantity of salt, a tablespoonful of Harvey sauce, a teaspoonful of anchovy sauce, let all stew for a quarter of an hour, frequently shaking the pan. When ready to serve, dish the cutlets round the dish, and pour the sauce in the middle.

## LAMB CUTLETS ANOTHER WAY.

Prepare the cutlets as in the former receipt, but no bread crumbs, season with salt, white pepper, pounded mace or grate of nutmeg; fry them in butter on both sides; add a little soup; shut the pan close, and let them stew on a slow fire for half an hour; pare and slice the cucumbers as in the former receipt. Fry them, then pour the sauce from the cutlets to the cucumbers; let them stew for a little, and, when ready to serve, add a glass of white wine, place the cutlets round the dish, and pour the sauce in the middle.

## TO FRICASSEE LAMB'S KERNELS.

Parboil, and take off all the skinny and fat parts of them; then do them the same way as directed in the receipt to Fricassee Sweetbreads, in Chapter VIII; and garnish with lemon.

## LAMB STEAKS IN A PLAIN WAY.

Cut the steaks neatly off the back ribs (neck;) trim off the skin and fat; trim the thin end of the bones nicely scraped; rub the gridiron with a little fat; broil them on a clear fire, turning constantly till done: sprinkle a little salt over. Serve them on a hot dish.

## TO COLLAR LAMB.

Take the leg (gigot,) slit on the under side and lay it open; take out the bone, then lay some of



the fat of the kidney, with the kidney sliced; season with white pepper, and a little thyme rubbed down in the place where the bone came out; roll and tie it up tight; and observe the same rules as for the other collars.

#### LAMB STEAKS.

Observe the same rules as for mutton.

#### LAMB CUTLETS.

Take the back ribs of good lamb, cut them into chops, cut off the bone almost to the thick end, flatten them with the cleaver, dust them over with flour, put a little butter into a stew-pan, season the cutlets with a little pepper and salt, fry them of a pale brown, lay them on a clean plate, dust a little more flour into the pan, set it on the fire, and let it brown a little; add a ladleful of soup, a tablespoonful of ketchup, or half that quantity of soy; let it boil a little; then strain it, clean the pan, and return it; give it a boil, put in the cutlets, and let them stew a few minutes. Dish.

#### ANOTHER WAY.

Fry the cutlets as in the above receipt, have some rice boiled in a little soup, seasoned with white pepper and salt. Dish the rice, and lay the cutlets neatly upon it; garnish with crimped parsley around it.

## TO DRESS KID.

Kid may be dressed in every respect as lamb; it is best while sucking, and good till three months old.

## TO BROIL PORK STEAKS.

Cut the steaks handsomely, and not too much fat on them; beat them a little with a rolling pin; have a little sage rubbed down fine, a little pepper and salt, and a few bread crumbs; sprinkle these on the steaks. The best way to do them is to butter a tin, and put them in a quick oven; or you may do them in a Dutch oven, before a good fire, for they do not answer well on a gridiron, as they are apt to blacken in broiling.

## TO FRY PORK STEAKS.

Cut the steaks handsomely, as before directed; have a little sage shred or rubbed small, a few bread crumbs, and a little pepper and salt; dip them in the beaten yolks of some eggs, and roll them in the crumbs of bread; have a pan of beef dripping boiling; fry them till you think they are enough, then lay them on the back of a searce to drain before the fire, and keep them hot. Dish them on a hot dish, pour a little good gravy under, and send them to table.

## CHAPTER VIII.

### MADE DISHES OF VEAL.

#### TO MAKE A WHITE SAUCE, AND FRICASSEE.

TAKE a mutchkin (pint) of veal gravy, the same of cream, two tablespoonfuls of flour; mix them well with a little cream or soup; put it into a saucepan, a whole onion stuck with three or four cloves; let it boil on a moderate fire, till it be thick and smooth, have ready the yolks of two eggs, add a little beat mace, or the grate of nutmeg, a small quantity of salt; beat them up together, then pour a little of the sauce to them, and stir well; return it to the saucepan, give it a toss over the fire, but not to boil, after the eggs are put to it.

#### TO DRESS A FILLET OF VEAL WITH BECHAMEL SAUCE.

Take a handsome fillet of veal, take out the bone, make a stuffing thus: take a piece of white veal, a slice of bacon ham, mince these together

with white pepper, a little salt, and pounded mace; work it up with a raw egg, stuff it where the bone came out, tie it tightly up; stew it till tender, if about twelve pounds weight, it will take three hours, as it must stew very gently. Make a bechamel sauce thus: take a piece of butter, put it in a saucepan, when it froths, add two tablespoonfuls of flour; stir it till quite smooth, then add about a mutchkin of veal soup, half that quantity of cream, a desertspoonful of lemon pickle, a little Camp or Reading sauce, pounded mace or nutmeg; salt to taste; when you dish the fillet, cut a round piece off where the stuffing is, take some of the stuffing out, and pour a little of the sauce into it, the rest round it: garnish the top of the fillet with pickled French beans, and beetroot cut in diamonds.

## TO DRESS A BREAST OF VEAL.

Take the breast of veal, with the shank bone at it, and with a sharp knife neatly take out the bone; then make up some forcemeat, season it with a little pepper and salt, and a little parsley minced small; work it up with a raw egg, and stuff it in where the bone came out, then skewer it up; have a clean pan ready, with a piece of butter in it, then put in the veal with the skin side downwards; but first rub it over with the yolk of a raw egg, and a little dust of flour; let it fry of a fine brown; turn it over, and pour in

some soup, but not to cover it; put in a whole onion, a little whole white pepper, and a small bunch of thyme; next put on the cover; and let it stew gently, and always keep the skin side uppermost after it is browned: if a large breast, it will take three hours; if a small one, two hours will do it. In the mean time, prepare the sauce thus: take a clean stewpan, put in a piece of butter, let it brown; dredge in a little flour, then pour in some soup, and let it boil for a little time; add a glass of white wine, the squeeze of a lemon, a tablespoonful of ketchup, and a teaspoonful of anchovy sauce: put the veal to the sauce, and let it stew in it for half an hour on a slow fire. Not to reduce the sauce, you may add a few truffles and morels, or pickled mushrooms, or forcemeat balls, as you choose. Dish the veal, and pour the sauce over it; garnish with a lemon. This makes a good top or bottom dish for a second course.

#### ANOTHER WAY.

With a sharp knife skin the veal, take out all the bones, and make a good forcemeat; stuff it where the bones came out, and skewer it up neatly; put it in a stewpan, with a quart (chopin) of soup; let it stew till it is done; then carefully take it out, and, with a brush for the purpose, or a bunch of feathers, glaze it all over with the yolks of eggs; grate a little nutmeg, and dredge

some crumbs of bread all over it; put it in a stewpan, with a piece of butter, and fry it of a nice light brown: in the mean time, strain the liquor it was stewed in, skim off all the fat, and put it in a clean saucepan, with half a pint (half a mutchkin) of good cream, a small piece of butter rolled in flour, a little beat mace; then boil it till it is fine and smooth; beat up the yolks of two eggs, and, before you dish, mix in the eggs: you may add a few pickled mushrooms, if you choose. Lay the veal in the dish, and pour the sauce under it; garnish with lemon.

## ANOTHER WAY.

Take the breast, and with a sharp knife take off the skin and take out all the bones: have ready a little white pepper, a little nutmeg grated, a small quantity of thyme rubbed down, a little parsley minced; rub all these on the inside of the veal, roll it up tight like a collar, and tie it tight with a tape; put it in a clean stewpan, with as much soup as will half cover it, put in the half of a lemon, not squeezed, a little white pepper whole, let it stew till quite tender on a slow fire: have ready a good brown or white fricassée: take off the tape, and cut the veal into handsome slices: if green pease are in season, lay the veal all round the dish, and leave a space in the middle; fill that with the green pease, pour the sauce over it, and garnish with lemon.

## TO DRESS A LOIN OF VEAL.

Take off the flap and kidney fat, cut it into handsome steaks, and flatten them with a rolling pin; dip them in the yolks of eggs; have some white pepper and nutmeg, strew it over the steaks, and dredge a little flour over them; have a stewpan of boiling dripping, and fry them of a nice brown; or you may do them in the oven, by buttering a dish, and lay them on it; when enough, lay them on the back of a searce, to drain the fat from them; put a little soup in a clean stewpan, and, when it boils, put the steaks into it; add the squeeze of a lemon, a glass of white wine, a spoonful of ketchup; let it stew together till the sauce is thick and smooth; then dish it neatly, and garnish with lemon.

## TO FRICASSEE A LOIN OF VEAL.

Take off the flap, and cut the loin into handsome steaks; take off the fat at the thin end; flatten with a cleaver; dip them in the yolks of eggs, then in crumbs of bread, seasoned with a little pepper and salt; fry them in good beef dripping of a fine brown, till they are done; take them out, and lay them on the back of a searce before the fire, to drain the grease from them; or you may put them in a dish, and set them in the oven for a little. Take the flap and lay a little forcemeat on it, roll it up tight, and tie it

up in  
take  
next,  
dip th  
bread  
steak  
the ri  
white  
with

Ta  
knife,  
rub it  
out,  
and l  
the fl  
then  
done,  
take o  
a whit  
with l  
No  
way, l

Ta  
make  
few c  
pound

up in a little piece of cloth; stew it till tender; take it out of the cloth, and let it cool for a little; next, with a sharp knife, cut it into four ringlets; dip them in the yolks of eggs, then in crumbs of bread, and fry them of a pale brown; lay the steaks handsomely in the middle of the dish, and the ringlets at each end and each side. Have a fine white fricassee ready, and pour over it; garnish with lemon.

## ANOTHER WAY.

Take a loin of good veal, and, with a sharp knife, take out the bone; make a little forcemeat; rub it over with a raw egg where the bone came out, and strew over it a little minced parsley, and lay in the forcemeat; roll it up tight, till the flap comes round it; tie it with tape, and then in a cloth, and stew it till tender; when done, take off the cloth, and let it cool a little; take off the tape; cut it into six ringlets. Have a white fricassee ready, and pour over it; garnish with lemon.

*Note.*—You may do a breast of veal the same way, by boning and rolling it up tight.

## BREAST OF VEAL ROLLED.

Take a breast of veal, take out the bones, make a stuffing as follows: pound some veal, a few crumbs of bread, pepper and salt, a little pounded mace, or the grate of nutmeg; work it



up with the yolk of a raw egg, spread it on the under side, roll it up tight, bind it with tape, and sew it with small twine and a packing needle; stew it in weak soup till quite tender. Then glaze it all over, and lay it before the fire; strain and scum the liquor it was stewed in; thicken it; season with beat mace, a few pickled mushrooms, the squeeze of a lemon, and a glass of white wine; dish and pour the sauce round it; garnish with slices of lemon.

## FRICANDEAU OF VEAL.

Cut a nice piece of square solid veal from the fillet, or there is a handsome piece taken out from the knuckle down to the thick part of the leg, without destroying the fillet, which makes the handsomest fricandeau; if you take that part, skin it, and take some good fat bacon from the fitch; cut it into long strips, about three inches, as thick as the larding pin will take in; these pieces of bacon are called lardoons; lard the veal all over in rows pretty thick; then take a well tinned saucepan, with as much beef soup as will half cover it; put it in, with the larded side uppermost, and to prevent it burning to the bottom, lay a wooden skewer or two under it; let it stew on a moderate fire till very tender. In the mean time, have some good sorrel picked and clean washed; boil it for a few minutes in a very little water, then strain and mash it, and

pass it  
that w  
the fri  
the la  
the se  
flour;  
of a le  
a teas  
a glas  
and le  
strong  
ladlef  
more  
up wi  
under  
going  
garnis  
three  
of vea  
sorrel  
or pic  
place

Ta  
whole  
it in a  
own t  
an on

pass it through a hair searce; save all the juice that will come through, then pour the sauce from the fricandeau, (but take care you do not break the lardoons); skim off the fat; mix it up with the sorrel juice, with about a tablespoonful of flour; season with a little beat mace, the squeeze of a lemon, a table spoonful of mushroom ketchup, a teaspoonful of anchovy sauce, a little salt, and a glass of white wine; strain, put it on the fire, and let it stew for a quarter of an hour. Make a strong glaze, thus: take a small saucepan, with a ladleful of good soup, and let it boil down to little more than a tablespoonful; take the fricandeau up with a fish slice, dish, and pour the sauce under it; with a bunch of feathers, as it is going to table, lay the glazing all over it, and garnish with slices of lemon. Or you may make three or four small fricandeaus with solid pieces of veal, done the same way; or, if you have not sorrel, do it without, and add truffles and morels, or pickled mushrooms. Spinage will answer, in place of sorrel, with lemon, to make it sharp.

## BREAST OF VEAL FRICANDEAU.

Take off the skin very nicely, leave the breast whole; scald it in boiling water; then lard it; put it in a stewpan, with slices of bacon ham and its own trimmings; a few sweet herbs, an eschalot, an onion stuck with three cloves, some weak soup,

and a little whole pepper. Stew on a slow fire; when done, strain and skim the sauce; have some sorrel ready stewed with a little butter; mince it small; add it to the sauce; stew it for a little; pour the sauce in the dish, lay the fricandean on it, and glaze with a little butter (serve it up).

#### THE BRESSE VEAL CUTLETS.

Cut the cutlets into neat pieces, from the fillet, about two inches long; flatten them with a rolling pin, dip them in the yolks of eggs beat up, dust them over with flour; have a well tinned pan, put in a piece of fresh butter, and, when the butter melts, put in the cutlets, and fry them of a pale brown on both sides; have ready a pint (nutchkin) of soup in a clean stewpan; take two tablespoonfuls of flour, previously browned in the oven, and break it in a little cold soup, add this to the boiling soup, a glass of white wine, a spoonful of mushroom ketchup, a squeeze of lemon, and a few pickled mushrooms, if you have them: let it boil for a little, pour off all the fat from the cutlets, put the sauce to them, and let them stew together till they are quite tender, and the sauce looks smooth and thick: dish them and garnish with lemon.

#### FRENCH CROQUETS.

Take the white meat of a cold turkey, or good white veal, mince it as small as possible, two

hard boil  
lean ham  
bread cr  
mashed m  
of cream  
the shape  
a large p  
and roll t  
pan of bo  
them on  
sauce thu  
pretty str  
spoonful  
grated m  
egg is pu  
sauce rou

Take s  
mince it  
(but do n  
it, and a  
eggs, (yo  
minced p  
mason, wi  
of nutmeg  
a raw egg  
nice raw  
tea sauce  
strew a li

hard boiled eggs, yolks and whites, a little bit of lean ham, mince all as small as you can, a few bread crumbs, pepper, salt, grate of nutmeg or mace, mix all up with a raw egg and a spoonful of cream, work them all together, form them to the shape of a small tumbler, or to the shape of a large pear, glaze them with the yolk of eggs, and roll them in crumbs of bread; fry them in a pan of boiling dripping, till of a fine brown; lay them on the back of a searce to drain. Make a sauce thus: take a little brown soup, boil it down pretty strong, beat up the yolk of an egg with a spoonful of cream, add it to the soup, with a little grated nutmeg, but do not let it boil after the egg is put to it. Dish the croquets, and pour the sauce round them.

ANOTHER WAY.

Take some roast veal that is white and nice, mince it as small as you can with a mincing-knife (but do not pound it,) with a little of the fat with it, and a small quantity of bacon, two hard boiled eggs, (yolks and whites minced small,) a little minced parsley, and a few crumbs of bread: season with a little white pepper and salt, a grate of nutmeg, a spoonful of good thick cream, and a raw egg; mix them well together; have some nice raw veal cut into steaks about the size of a tea saucer, and beat them with a rolling-pin, strew a little pepper and salt on them; take as

much of the minced meat as the bulk of a large egg, and lay it on each steak, and twist them up in the form of a large pear; tie each with a thread, roll them in the yolks of eggs, and then in crumbs of bread and minced parsley; have a pan of boiling dripping, and let them fry in it till done; take them out, and drain them from the fat, dish them neatly, and pour either a brown or white sauce under them. Garnish with lemon.

## TO DRESS VEAL OLIVES.

Make some forcemeat of veal, thus: pound it in a mortar, and take all the stringy parts from it, season with pepper and salt, a little minced parsley, and a raw egg, work them together; have ready some handsome steaks of veal, beat them with a rolling pin, spread the forcemeat on them, roll them up neatly, and tie them with a thread, then dip them in the yolks of eggs, and roll them in crumbs of bread and minced parsley, seasoned with a little white pepper and salt; have a stewpan of boiling dripping ready, put them in, and let them boil in it till they are well done; take them out, and put them on the back of a searce to drain; next make a sauce, thus: take a pint (mutchkin) of good soup, put it into a clean saucepan; take two spoonfuls of flour, break it with a little cold soup, then add it to the boiling soup; add a squeeze of lemon, a table-spoonful of ketchup, a glass of white wine, and

a grate  
smooth  
sauce u

Cut  
square,  
take a  
beat m  
the stea  
with a  
through  
with a  
half a l  
a quart  
sauce a  
white v  
of anch  
you hav  
the oliv  
garnish

Note

sauce,  
them.

Take  
as you  
lay on  
some v

grate of nutmeg; let it boil till it is thick and smooth. Dish the olives neatly, and pour the sauce under them: garnish with lemon.

## ANOTHER WAY.

Cut the veal from the fillet, about three inches square, and half an inch thick, beat them well; take a little white pepper, a little salt, a little beat mace or grate of nutmeg, strew these over the steaks, and roll them up tight, fasten them with a wire skewer, then lard them with bacon through and through, put them in a stewpan with a pint (mitchkin) of soup, the squeeze of half a lemon; cover them up, and let them stew a quarter of an hour on a slow fire; thicken the sauce as in the above receipt; add a glass of white wine, a spoonful of ketchup, a teaspoonful of anchovy sauce, some pickled mushrooms, if you have them; let them stew till tender. Dish the olives neatly, and pour the sauce over them; garnish with lemon.

*Note.*— You may dress them with a white sauce, if you choose; but you must not lard them.

## VEAL ROLLS.

Take ten or twelve, or as many slices of veal as you think will fill the dish you intend to use: lay on them some forcemeat, done thus; take some veal well pounded, a little marrow, an

anchovy, the yolk of a hard boiled egg, a few mushrooms, some oysters, if you have them, a little thyme, parsley, lemon juice, salt, pepper, and beat mace, roll them up, and tie them just across the middle with a coarse thread, put them on a bird-spit, rub them over with yolks of eggs, flour, and baste them with butter. Half an hour will roast them. Dish them, and have ready some good gravy, with a few truffles and morels, or a few mushrooms; pour the sauce under, and serve them up.

#### SCOTCH COLLOPS.

Cut the collops about the size of a dollar, lard them through and through, stew them as in the former receipt; take some butter, put it in a stewpan, set it on the fire, let it brown, dredge in a little flour, and brown it; pour in some soup, and let it boil a little; then strain, return it to the pan, put it on the fire, add the squeeze of half a lemon, a spoonful of mushroom ketchup, a teaspoonful of anchovy sauce, and a glass of white wine; put in the collops to it, and let them stew together for a little; you may add a few oysters, if you choose. Dish, and garnish with small pieces of fried bacon and sliced lemon.

#### TO DRESS COLD ROAST VEAL WHITE.

Cut the veal into neat pieces; dip them in the yolks of eggs, then in crumbs of bread, seasoned

with wh  
nice pal  
and skin  
little w  
thyme;  
all the g  
half a p  
the sam  
of flour,  
with a f  
pan, til  
the yolk  
the gra  
not let  
meat in  
garnish

*Note.*

done th

Cut  
piece;  
and skin  
then pu  
cream,  
season  
of an e  
dish it,

with white pepper and salt; next fry them of a nice pale brown: in the mean time, take the bones and skinny pieces, put them on the fire, with a little water, a few peppercorns, and a sprig of thyme; let them simmer, till you have extracted all the gravy from them; strain and skim it; take half a pint (half a mutchkin) of that gravy, and the same quantity of cream; mix two spoonfuls of flour, with a little of the cold cream, an onion with a few cloves stuck in it, boil in a well tinned pan, till it be smooth and thick; then beat up the yolks of two eggs, a little salt, beat mace, or the grate of a nutmeg; stir all together, but do not let it boil after the egg is added to it; lay the meat in the dish, and pour the sauce over it: garnish with lemon.

*Note.*— Cold fowls, cut in joints, skinned, and done this way, eat very well.

## TO FRICASSEE COLD VEAL.

Cut the veal in pieces about the size of a crown piece; stew it in a little soup made of the bones and skinny pieces, till it be well warmed through; then put in half a pint (half a mutchkin) of good cream, a little piece of butter rolled in flour: season with beat mace or nutmeg; add the yolk of an egg, as you do in other white fricassees; dish it, and garnish with lemon.



## TO FRY COLD VEAL.

Cut the veal into handsome pieces, about as thick as a dollar, dip them in the yolks of eggs, and then in crumbs, seasoned with white pepper and salt, and a little grated nutmeg, a small quantity of sweet herbs, and fry them in fresh butter (the butter must be hot before you put them in;) in the mean time, make a little gravy from the bones of the veal; when the meat is fried, take it out with a fork, and put it in a dish before the fire; shake a little flour in the pan the veal was fried in, let it brown, then put in some of the gravy you have just extracted from the bones, the squeeze of a lemon, and a little ketchup; let it boil a little. Dish the veal, and pour the sauce under: garnish with lemon.

## TO DRESS A CALF'S HEAD AS MOCK TURTLE.

Clean and scald all the hair from it, blanch it in cold water, then boil it for half an hour; when cold, cut all the gristly parts into diamonds, but not too small, the fleshy parts into square pieces, the ears into small strings, and the eyes into ringlets; have ready some good soup, put it into a large stewpan, and, when it boils, put the meat to, and thicken it with a little flour; then cover it up, and let it stew on a moderate fire; in the mean time, make some forcemeat balls, thus: mince down some cold veal, and take all the

stringy  
with a  
a little  
small,  
bread;  
egg, w  
about t  
of a fin  
take o  
bowl,  
a few  
flour,  
salt, an  
egg; r  
a little  
froths,  
size of  
next h  
take th  
with th  
of Cay  
the yo  
make  
nutme  
glasses  
little a  
ketchu  
lemon  
it with  
before

stringy parts from it; then pound it in the mortar with a small quantity of fat bacon ham; mix in a little pepper and salt, a little parsley minced small, an onion minced small, a few crumbs of bread; beat all well together, then drop in an egg, work it up, and make it into round balls about the size of the yolk of an egg; fry them of a fine brown; then break open the skull, and take out the brains; bruise them a little in a bowl, mix them up with a little minced parsley, a few crumbs of bread, and a tablespoonful of flour, seasoned with a very little pepper and salt, and a spoonful of cream; then drop in an egg; mix all together; have a frying pan with a little butter in it; when it is melted, and froths, drop the brain cakes into it, about the size of half-a-crown; fry them of a nice brown; next have ready three or four hard boiled eggs, take the yolks, put them in a bowl, bruise them with the back of a spoon, add a small quantity of Cayenne pepper, and a little salt, drop in the yolk of a raw egg, and a little flour, then make them into balls about the size of a large nutmeg; in the mean time add to the head two glasses of white wine, an onion minced small, a little anchovy sauce, two spoonfuls of mushroom ketchup, a little beat mace and the squeeze of a lemon; you should keep the tongue whole, lard it with bacon, and stew it with the head; a little before you dish, put in the egg balls into the pan,

and let them swell; have the dish, with a belt of paste neatly put round the edge, and baked in the oven; then dish, placing the tongue in the middle, and the gristly parts as much in sight as you can; the forcemeat and egg balls in different parts of the dish. Garnish with the brain cakes all round, close to the paste.

#### TO DRESS A CALF'S HEAD HASH.

Prepare it as above; but observe, when you take the meat from the head, to keep one side as whole as you can; cut down the other part and all the fleshy pieces, but rather smaller than in the above receipt; split the tongue, then, having the soup in readiness, as in the former receipt, put in the meat and tongue, and lay the whole side of the head on the top; cover it, and let it stew till tender; then take the whole piece out, and lay it on a dish; glaze it over with the yolks of eggs; have ready some crumbs of bread, minced parsley, a teaspoonful of white pepper, a little salt, and a small quantity of beat mace; mix these together, and dredge the meat all over with it; set it before the fire, or in the oven, with a little butter under it; let it remain till it be of a nice brown; observe, you must put every thing into the hash, as in the above receipt; pour the hash into the dish, the whole part of the head on the middle, and one half of the tongue at one end, and the other at the other end; then round the

egg balls  
them b

CALF

Stew  
stuff the  
veal, f  
ham, t  
of bread  
salt; p  
into a  
with it  
roll the  
butter  
garnish

Not  
dish of  
a good  
which  
get for  
will h  
dresse

Stew  
them,  
hard l  
yolks,  
meat  
yolks,

egg balls, round them forcemeat balls, and round them brain cakes. Serve it up.

**CALVES' EARS STUFFED WITH FORCED MEAT.**

Stew them tender, and as white as you can; stuff them with a forced meat, made thus: a little veal, fat and lean, minced, with a small bit of ham, two hard boiled yolks of eggs, a few crumbs of bread, and a little minced parsley, pepper and salt; pound these in a mortar, and mix them up into a paste with a raw egg; stuff the ears nicely with it; glaze them over with the yolks of eggs; roll them in bread crumbs; baste with a little butter; bake them in the oven of a nice brown; garnish with fried parsley: serve it up.

*Note.*— When you intend to make either a dish of mock turtle, or mock turtle soup, it requires a good large head for the purpose; instead of which purchase two smaller ones, which you will get for about the same price: by which means you will have two pair of calves' ears, which, when dressed as above, will make a handsome dish.

**CALVES' EARS WITH SHARP SAUCE.**

Stew them till they are quite tender, trim them, cut them like a fringe; have ready two hard boiled eggs, cut them in two, take out the yolks, keep the whites whole; make some forcemeat with a little cold turkey or fowl, the two yolks, some oysters, a few crumbs of bread, a

little pepper and salt, and the grate of nutmeg; work this to a paste with a raw egg, place the white of the egg, or rather the half white, into the hollow part of each ear, then fill them with the forcemeat; take a stewpan, lay some slices of fat bacon in the bottom, then place the ears on them, lay a sheet of white paper over, put a small quantity of water, and shut the pan close; let them steam on a slow fire for ten minutes, take them out and set them before the fire; have a good glaze ready, and glaze them all over; make a rich sharp sauce, and pour round them.

*Note.*—Lambs' ears may be done the same way, by taking a sufficient quantity to fill the dish.

#### VEAL GRISTLES AND GREEN PEASE.

Cut the gristles (short bones) of a breast of veal into handsome pieces; stew them in a little soup, a slice of bacon ham, an onion stuck with two or three cloves, whole pepper, a slice of lemon, salt, and a bunch of sweet herbs. Let them stew till tender, take out the meat, strain the liquor, add a pint (mutchkin) of green pease, two stocks of lettuce cut small; return the liquor to the pan, add the pease and lettuce; let them stew over a gentle fire, often shaking the pan; glaze the gristles with egg, roll them in bread crumbs, minced parsley, pepper, and salt; fry them in a pan of boiling dripping of a nice

brown;  
the dish  
pease r

Cut  
them in  
three c  
stew til  
skim th  
mix tw  
of crea  
or the  
eggs;  
return  
in the  
Serve

Boil  
good c  
take a  
butter  
into th  
paper  
let it s  
the di  
with a  
fricase  
and le

brown; drain them on the back of a searce; have the dish hot, lay the gristles in the middle, the pease round it, and serve it up.

## FRICASSEE OF VEAL GRISTLES.

Cut them in handsome pieces, scald them, put them in with a little gravy, an onion stuck with three cloves, a little thyme and parsley; let it stew till tender; take out the gristles; strain and skim the sauce; return it to a clean saucepan; mix two tablespoonfuls of flour with a teacupful of cream, add it to the sauce; season with mace, or the grate of nutmeg; beat up the yolks of two eggs; pour a little of the sauce to the eggs; return it to the pan, give it a toss, lay the gristles in the dish, pour the sauce over it; salt to taste. Serve it up.

## CASSEROLE OF RICE WITH CURRY.

Boil three-quarters of a pound of rice in a good deal of water till it is quite soft, strain it, take a casserole shape, butter it well with cold butter; when the rice is well drained, press it into the shape till quite full, lay a sheet of white paper on the top of it, and set it in a steampan; let it steam about half an hour, turn it out on the dish it is to be sent up in: this you may fill with a curry, chickens, sweetbreads, or any white fricassee; garnish it on the top with beetroot and lemon, cut to fancy.

## A TURBEN OF HARE.

Take the fleshy part of a hare, mince it very small, with a bit of ham, seasoned with pepper and salt; butter a flat plate with cold butter; form the meat all round the plate pretty high, leaving it open in the middle; then take the breast of a raw fowl, cut in strips the length and breadth of your finger, place these round the outside of the meat slantwise, from the top to the bottom, a little distance from each other; press them well to the meat, to make them stick fast; butter a sheet of white paper, and place it over the turben, lay a deep baking dish over all, and bake it in the oven for about half an hour; then, with a fish-slice, lift it on the dish, pour a rich brown sauce in the middle. You may make this dish of fowl, veal, or game; if of white meat, ornament it with the red part of bacon ham.

## CHARTREAUX OF VEAL OLIVES, &amp;c.

Butter a casserole mould, as you do for the rice; with cold butter, parboil some carrots; cut them into ringlets, diamonds, or any shape you fancy; garnish the inside of the shape with the carrots to your taste; have some spinage, or savoys, ready boiled and squeezed; mash them with a little butter and salt; press this into the shape; but take care you do not move the garnish; put it into a steampan, and steam it about half

an hour  
olives,  
cassee;  
the top.

Boil  
swell;  
the rice,  
risen, b  
rice; g  
or six o  
wanted  
a size l  
manner  
a raw e  
the insi  
mince o  
other w

Mak  
roast ve  
season  
a little  
of bro  
well m  
peel th  
to pres  
yolk of

an hour; when ready to serve, fill it with veal olives, pigeons, game, or any other brown fricassée; garnish with carrot, cut to fancy, round the top.

## CASSOLETTES OF RICE.

Boil the rice in plenty of water, that it may swell; let the water be boiling before putting in the rice, and boil very quick; when sufficiently risen, butter a small jelly pot, and press in the rice; give it a heat, and it will burn out; do four or six of these, according to the size of the dish wanted; let them stand till cold; with a cutter, a size less than the cassolletes, mark them in the manner directed, for patés; brush them over with a raw egg; fry them of a pale brown; take out the inside with a teaspoon; and fill them with a mince of oyster, lobster, fowl, veal, rabbit, or any other white meat fricassées.

## EGGS IN QUENELLES.

Make a forcemeat thus: take a piece of cold roast veal, a large slice of ham; mince very fine; season with a little mace, or grate of nutmeg, a little white pepper and salt; add a few crumbs of bread, and mix it up with a raw egg; when well mixed, boil four eggs, till they will peel; peel them, and wrap each in the forcemeat, so as to preserve the form of the egg; roll them in the yolk of a raw egg, and then in crumbs of bread,



with a little chopt parsley; put them into a pan of boiling dripping, and fry of a pale brown; draw them, and cut them in two, so as to divide the yolks; dish them with the cut side uppermost; garnish with fried parsley, and pour a clear sharp sauce round them. See Sauces.

#### MARbled EGGS.

Break six eggs into a basin; grate a little ham; and chop some parsley, very small; season with white pepper and salt, mix them well together, but do not beat them; then butter eight or ten stone egg-cups; shake into them a little of the ham and parsley, so as to cover only part of the inside of the cups; fill them with the mixture, and put them into a pan of as much boiling water as will come round them, without boiling over; when done through, turn them out of the cups on the dish you intend for table, and pour a sharp brown sauce round them. If you have not egg-cups, small tea-cups will do.

#### VEAL CHOPS IN PAPER CASES.

Observe the same rules as for mutton, only add the squeeze of a lemon on each steak, before you dip them in crumbs of bread. You send these up with the paper on.

Take  
mutchki  
fuls of fl  
or soup;  
whole o  
it boil  
smooth;  
as you  
parts off  
then pu  
three m  
eggs, a  
nutmeg  
together  
to them  
the sau  
the dish  
lemon.  
choose,  
yolks, p  
a spoon  
a raw y  
make t  
sauce a

TO  
Scale  
close, s

## TO FRICASSEE SWEETBREADS.

Take a mutchkin (pint) of good veal gravy, a mutchkin of good sweet cream, two table spoonfuls of flour; mix it well with a little cold cream or soup; put it into a clean saucepan; put in a whole onion, with a few cloves stuck in it; let it boil on a moderate fire till it be thick and smooth; have as many sweetbreads ready stewed as you want, and be sure to take all the black parts off them before you put them into the sauce; then put them in, and let them stew for two or three minutes. Have ready the yolks of two eggs, add a little beat mace, or the grate of a nutmeg, a small quantity of salt; beat them up together; then pour a little of the boiling sauce to them, and stir it well together; return it to the saucepan, give it a toss over the fire; have the dish hot, dish it neatly, and garnish with lemon. You may add a few egg balls, if you choose, made thus: boil two eggs hard, take the yolks, put them in a basin, and with the back of a spoon bruise them; then drop about the half of a raw yolk of egg to them, a very little salt, and make them up into eight round balls. This sauce answers for all kinds of white meat.

## TO DRESS SWEETBREADS AS FRICANDEAUS.

Scald the sweetbreads and lard them pretty close, stew them in a little good soup till tender,

with the best side uppermost; put a slice of ham under them; in the mean time make a nice brown sauce; add a few truffles, and morels, and a glass of white wine; take out the sweetbreads, and keep them hot on a pan of hot water covered up. Strain and skim the sauce they were stewed in; return it to the pan, and reduce it to a strong glaze. Glaze the sweetbreads with a brush for the purpose, or a bunch of feathers. Set them before the fire a minute. Glaze them the same, two or three times; dish, and pour the sauce under them. Garnish with lemon sliced.

#### TO MINCE COLD ROAST VEAL.

Take the veal, and take all the stringy parts from it, mince it fine; in the mean time take the bones and the gristly pieces, put them in a stew-pan with a little water, a piece of lemon peel, a little whole pepper, and salt; let them stew on a slow fire, till you have extracted the gravy; then strain it; put a piece of butter in the same pan; let it brown, and shake a little flour in it; then pour in the gravy you had just strained; let it boil, then put in the meat, with a grate of nutmeg, a little salt, and the squeeze of a lemon; let it boil on a slow fire fifteen minutes; dish it, and garnish with toasted sippets.

Take  
mince it  
stewed in  
liquor; s  
or nutme  
squeeze  
the liquo  
fear of c  
potting j  
shapes yo  
turn the  
the beef.

This is  
pan, or a  
white pe  
lemon;  
the same  
may do i  
and dred  
of bread  
it; set i  
baste it  
garnish

## TO POT VEAL.

Take some nice white veal, parboil it, then mince it very small; save the liquor it was stewed in; put it in a clean pan with some of the liquor; season with white pepper, salt, beat mace or nutmeg, lemon peel minced small, and the squeeze of half a lemon; let it stew till most of the liquor is reduced, frequently stirring it, for fear of catching; when quite thick, put it into potting jars, jelly moulds, little cups, or any shapes you choose, observing to butter them first; turn them out when wanted; or slice them as the beef.

## VEAL LOAF.

This is done in the same manner, in a pudding pan, or any shape you please; but season with white pepper and salt, grate of nutmeg, and lemon; turn it out of the shape; and finish it the same way as in the former receipt; or you may do it thus: glaze it with the yolks of eggs, and dredge it over, top and sides, with crumbs of bread, with a little grated lemon mixed with it; set it before the fire to crisp, or in the oven; baste it with a little butter, and serve it up hot; garnish with lemon.

## MADE DISHES OF VEAL.

## TO DRESS PIG'S PETTITOEES.

Put the pettitoes, which are the feet, liver, lights, and heart of a young sucking pig, into a saucepan with half a pint (half a mutchkin) of water, a blade of mace, a little whole pepper and salt, a whole onion, and a bundle of sweet herbs; let them boil for about ten minutes, then take out the liver, lights, and heart; mince them small; grate a little nutmeg over them, let the feet remain till tender; take them out, and strain the liquor; put all together, and return them to the pan, with a little piece of butter rolled in flour, a little salt, the squeeze of a lemon; shake the saucepan often; let it simmer five or six minutes; toast a slice of bread, and cut it into sippets; dish the minced meat in the middle, then split the pettitoes and lay them round it; garnish with the sippets, and serve it up hot.

## RICE LOAF.

Swell half a pound of rice in water, till well done; strain it, when cold; work it up with two raw eggs to a paste; butter a large pudding mould, line the mould round the sides and bottom with the rice, about half an inch thick; stew some sweetbreads, or any other white meat; pack it neatly into the mould, then cover it with rice; bake it in a moderate oven, about half an hour will do it; when done, turn it out upon the

dish you  
white sau  
cream, a  
spoonful  
thace and  
all the tin  
of the lo  
sauce ove  
you may  
round the

In mel  
let the s  
cold water  
and a lit  
shaking  
or it will  
and it wil

## TO BRO

Put a  
the fire, a  
a little fi  
thick and  
A little p  
browning  
as this i  
another y  
make a I

dish you mean to serve it up on; have ready a white sauce, made thus: half a mutchkin of good cream, a cupful of good soup; mix in two table-spoonfuls of flour, the grate of nutmeg, or beaten mace and salt; bring it to the boil, stirring it all the time; then cut an oval piece from the top of the loaf, so as to shew the meat; pour the sauce over the meat, but not to touch the sides: you may garnish with a chain of small egg balls round the meat; it has a good effect.

#### TO MELT (OR BEAT) BUTTER.

In melting butter, you must be very careful: let the saucepan be well tinned: take a little cold water, a good piece of butter cut in slices, and a little dust of flour. Be sure to keep shaking the saucepan one way, till it is melted, or it will oil; when it is all melted, let it boil, and it will be smooth and fine.

#### TO BROWN BUTTER FOR THICKENING SAUCES.

Put a piece of butter in a stewpan; put it on the fire, and let it boil till it be brown; shake in a little flour, and stir it all the time, till it be thick and smooth; put by and keep it for use. A little piece of this is what most cooks use for browning and thickening their sauce with; but, as this is apt to make sauce heavy, there is another way which I prefer, as in the receipt to make a Brown Sauce or Fricassee, page 94.











...pare the sauce, thus: take as  
...think proper, peel and throw  
...you do them; then cut into  
...n in milk and water, (half an  
...n); drain, chop them small;  
...clean saucepan, with a little  
...bake in a little flour, a pint  
...p, a small piece of butter; put

... TO DRESS THE BREASTS OF FOWLS  
... Take the breasts of the fowls you  
... the above dish; cut off the two joints  
... pinions, leaving the wing to the b  
... them; stew in a little gravy or wa  
... whole onion, a few peppercorns, a lit  
... a slice of lemon: when done, serve  
... white or brown sauce; if a brown s  
... them with a strong glaze; dish with  
... turned to each other. Garnish with



APPLIED IMAGE Inc

1653 East Main Street  
Rochester, New York 14609 USA  
(716) 482 - 0300 - Phone  
(716) 288 - 5989 - Fax

lay a cabbage leaf over the bones ; lay in the legs neatly, with a slice of bacon ham ; add a small quantity of boiling water, lay another cabbage leaf over, and cover close. Simmer slowly an hour, untie and take off the caul or cloths ; strain the liquor, return it to the pan, add some truffles and morels, thicken with a little flour, squeeze of lemon, anchovy sauce, and ketchup ; boil till rich and smooth ; have a few green pease ready boiled ; lay them in the middle of a hot dish ; place the shank end of the legs in the pease, all round the dish ; pour the sauce over ; garnish with small pieces of fried bacon.

Stick the pig in the throat as deep as the heart, that it may bleed well and die sooner, as it makes it easier to scald ; when the water is warm, dip the pig in it ; take it out again directly, and rub it with a little pounded resin ; put it again in the warm water, and, when you find the bristles coming off by rubbing, take it out and clean it as fast as possible ; when well scalded, wash it clean, and cut it open while warm ; take all out except the kidneys ; cut off the head and feet, and bone it without cutting the skin ; cut some of the flesh, to chop with beef suet, pepper and salt, four or five yolks of eggs, chopt parsley, mushrooms, a little ham, a few sweet almonds, and bread crumbs soaked in cream ; lay a layer of this forced meat upon the pig, then thin slices of

chick  
but t  
befor  
the r  
and g

Cu  
the r  
and s  
with  
the p  
butter  
good  
little

pro  
flan  
tigh  
enc  
int  
at  
the  
the  
rec  
tak  
the  
the  
vin  
tal  
wi  
T

chickens; then have ready a white fricassée, all but the eggs, and stew the chickens in it; and, before you dish it, add the eggs, as directed in the receipt for sweetbreads; have some egg balls, and garnish with lemon.

#### TO STEW A HARE.

Cut it up into handsome pieces, but leave out the ribs; mince an onion small, a little pepper and salt; mix them together, rub each piece over with it; put a piece of butter in a stewpan, fry the pieces nicely on both sides; pour out all the butter that will come out, and pour in a little good soup; let it stew till tender; season with a little ketchup. Some like a glass of red wine,

properly, mixing them all over the inside of the flank with a little pepper and salt, roll it up tight, and bind it up with a tape; then set it on end, and with a rolling pin, press as much meat into it as you can; roll it in a cloth, tie it fast at both ends, and sew the cloth at the sides; then boil it at least four hours, taking care the pot is always boiling, and, if the water is reduced, fill up with boiling water; when done, take it out, and hang it up by one end till cold; then make a sousing liquor for it, thus: take the water it was boiled in, with some salt and vinegar; boil it, and, when the brawn is cold, take off the cloth, souse it in the liquor, and it will keep as long as you have occasion for it. This, sliced, makes nice supper dishes.

them round the dish; take out the onion, wash, pour the sauce over it, and put the bacon sippets round it.

*Note.*—By saving the blood carefully, you may make a tureen of hare soup of it, with the legs, ribs, and shoulders, and the addition of three pints (three mutchkins) of soup.

#### TO DRESS HARE COLLOPS.

Cut the solid meat off each side of the backbone, mince it small; put a small piece of butter in a stewpan, a very little onion, minced small, and a little pepper and salt; put in the collops, let them get a gentle heat, and with the back of a spoon bruise them all the time they are on the

to when required.

#### A FILLET OF VEAL BECHAMELLED.

Take a fillet of veal prepared for roasting, without any stuffing; when thoroughly roasted, draw it upon a common dish, take a sharp knife, and scoop out the middle, leaving a good thick edge all round, which forms a basin to receive the fricassée, which is to be made thus: put a piece of butter in a stewpan, when the butter froths, add more than a tablespoonful of flour, stir it well, then add half a pint of veal soup, a teacupful of cream, grate of nutmeg, a little mushroom powder, or a few pickled mushrooms, salt to taste, a glass of white wine, and the squeeze of a lemon; next cut the veal into small

take the onion and sweet herbs out, and send it to table hot.

#### RABBIT SMOTHERED WITH ONIONS.

Skin and case the rabbit, and make it very clean; truss it as for boiling, stew it in water till tender; then make an onion sauce for it, as in the former receipt; dish the rabbit, and pour the sauce over it. There should be as much sauce prepared as will smother the rabbit.

N

#### SAUCE FOR BOILED MUTTON.

Melt a sufficient quantity of butter, then take what quantity of caper you think proper; if large ones, chop them a little, if small, keep them whole; put them in the butter, give them a toss on the fire, and pour them on the mutton.

#### ONION SAUCE FOR A ROAST SHOULDER OF MUTTON.

Take two or three onions, mince them very small, put a piece of butter in a stewpan; when it froths, put in the onions, keep stirring them till they dissolve, but do not let them brown; to prevent this, put a little soup to them, with a little pepper and salt to taste. Send up in a sauceboat.

neatly, and pour the sauce over it. There should be as much onions as will smother the rabbit.

#### TO STEW A GOOSE'S GIBLETS.

Let them be nicely scalded and picked; break the pinions in two, cut the head in two, and chop off the nostrils, cut the liver in two, the neck in two, and the gizzard in four; put them in a stewpan, with a quart (chopin) of gravy, a bundle of sweet herbs, and an onion; let them stew till tender; strain the sauce, return it to the pan with a little piece of butter rolled in flour, a little salt, a tablespoonful of mushroom ketchup, a little beat mace, the squeeze of a lemon, and a little

put a little sweet milk in a saucepan, and add the bread to it; boil it for a little with a whole onion; when ready to serve, take out the onion, and put the sauce in a sauceboat. This sauce answers for partridges, grouse, and pheasants.

#### SAUCE FOR BOILED TURKEY.

Take half a pint (half a mutchkin) of cream, more than a tablespoonful of flour, a small piece of butter; put these in a saucepan, and keep stirring till it comes to the boil; scald a few oysters, add them to the sauce with a little of their own liquor, and a small quantity of salt; when the turkey is dished, pour the sauce over it: for change, you may take pipe macaroni; stew it till tender; or you may stew some of the white



the butter from the fowl, and put in the curry; let it stew together for half an hour: if you have no soup, you may take the liquor they were stewed in; let it stew till it be thick and rich. Dish it with the breast of the fowl in the middle, and the joints round it; if it is a young fowl or chicken, you need not stew it; only fry it till tender. A rabbit is cut up in joints, and done the same way: the same rules for ducks, veal, or any other thing you choose to curry.

#### TO BOIL RICE FOR A CURRY.

Take half a pound of rice, have a pan of boiling water, put in the rice and let it boil quick,

veal gravy, a glass of white wine, and a chopt shallot, pepper and salt; boil a little; when ready to serve, add the juice of a lemon.

#### SAUCE FOR WILD DUCKS.

Take port wine, a little Cayenne pepper, the squeeze of half a lemon; bring it to the boil; send it up in a sauceboat, and gravy in the dish.

#### WOODCOCK SAUCE.

Take the bones of roasted woodcocks, pound them and the livers, put them in a stewpan, with a little cullis and a glass of red wine; reduce it to

White pepper,	do.	2
Cayenne do.	do.	1
Ginger,	do.	1
Mace,	do.	2
The lesser cardamoms,	do.	

Mix the powders well together, and put them into wide mouthed bottles, well corked; for use.

**TO DRESS MOORFOWL WITH RED CABBAGE.**

Truss the moor game as for boiling; put them on with a little soup, let them stew for half an hour; cut a stock of red cabbage in four quarters, put it to the moorfowl; season with white pepper and salt, a little piece of butter rolled in flour; some like a glass of port wine, but in that you

the red roe along the back of the fish; if oysters, the sauce is made the same way, but the oysters are kept whole.

**WHITE SAUCE FOR HADDOCKS.**

Take a small quantity of soup, and a pint (mutchkin) of cream, put it into a stewpan, mix up two tablespoonfuls of flour, with a little cold milk or cream; when the cream boils, add this to it; let all boil together for a little; strain it through a searce, clean out the pan, and return it; season with a little pounded mace or nutmeg, a whole onion stuck with two or three cloves;

Tal  
of the  
remain  
and p  
with a  
salt;  
some  
and p  
them  
a stev  
lay a  
keep  
a fev

mac  
you  
the

P  
trim  
then  
a ca  
som  
till  
goo  
scab  
a pi

#### PIGEON CUTLETS.

Take six pigeons, cut the meat off each side of the breast; when done, skin them, take the remainder of the pigeons, stew them till done, and pick off all the meat, pound it in a mortar, with a little bacon ham, pepper, and a very little salt; work this forcemeat up with a raw egg, lay some of the forcemeat between two of the cutlets, and press them together till they are all done; dust them with a little flour, put a piece of butter in a stewpan, when it froths, lay in the cutlets, and lay a plate on them with a weight upon it to keep them down; let them fry on a slow fire for a few minutes; turn them, and do them the

mace or nutmeg; salt to taste; put what oysters you choose to it; give it a toss over the fire: dish the haddocks, and pour the sauce over.

#### SAUCE FOR PIKE OR PERCH.

Put a slice of ham into a stewpan, lay upon it trimming of meat of any kind; let it take a catch, then add some sweet basil, parsley roots, thyme, a carrot, two onions stuck with three cloves, add some soup; let all stew with a few peppercorns till the meat is done, and the gravy is rich and good; scum and strain it; thicken it as above; season with anchovy ketchup, grate of nutmeg, a piece of fresh butter, two spoonfuls of vinegar,

have two or three pigeons, according to the size of the mould; let them be seasoned, and stew them till about half done; lay them neatly; fill the mould to a level with a little veal or beef rolled up; then cover it with forcemeat, and bake it about half an hour; turn it on the dish you mean to serve; cut out an oval piece from the top of the loaf, so as to shew the pigeons. Make a good brown sauce, and pour upon the pigeons; glaze the sides of the loaf. Garnish with small vegetable flowers; you may, if you have no pigeons, fill it with beef or veal olives.

Take a little soup, some cream, boil them together; have some parsley finely minced, a piece of butter rolled in flour; salt to taste. This sauce will answer equally well for whittings.

#### SKATE SAUCE.

Take a fagot of parsley, some green onions, two shalots, two spice cloves, a few pickled mushrooms, a little butter; soak all together, on a slow fire; add a small spoonful of flour, mixed with a little cream or milk, sufficient to boil to the consistence of a sauce; sift it, and add to it some chopt parsley.

basin  
and  
into  
befo  
give  
sipp  
sauc  
sipp

C  
join  
grat  
pars

P  
litt  
stirri

T  
up th  
them  
but c  
and  
roun  
N  
ding

the size  
and stew  
tly; fill  
or beef  
at, and  
the dish  
ce from  
pigeons.  
upon the  
Garnish  
y, if you  
olives.

... the egg ready, place them in a  
basin with a spoon, and put to them a little salt,  
and half the yolk of a raw egg; make them up  
into little balls, about the size of a nutmeg, and  
before you dish, throw them into the sauce, and  
give them a toss; in the mean time fry a few  
sippets of bacon. Dish the pigeons, pour the  
sauce over them, and garnish the dish with bacon  
sippets.

#### TO DRESS COLD FOWLS OR PIGEONS.

Cut the pigeons in quarters, or the fowls in  
joints; beat up the yolks of two eggs with the  
grate of nutmeg, a little salt, some minced  
parsley, and a few crumbs of bread; dip the

them  
, a  
ste.  
ngs.

#### PARSLEY AND BUTTER SAUCE.

Put a piece of butter in a saucepan, with a  
little milk or water; set it on the fire, and keep  
stirring it, till it comes to the boil.

#### SAUCE FOR A PLUM PUDDING.

Take a breakfast cupful of new milk; beat  
up the yolks of two eggs, with a little sugar, add  
them to the milk, and keep stirring, till it thickens,  
but do not let it boil; add a glass of white wine,  
and the squeeze of lemon; pour a little of this  
round the pudding, the rest in a sauceboat.

*Note.*— This will answer for any boiled pud-  
ding.

two  
ush-  
n a  
xed  
l to  
o it

rub it all over; put it on again, taking it on several times and rubbing it with butter, till it be done, frequently turning it; and before you take it up, beset the dredge with a little flour on, to froth it; then melt a little butter, and put a few pickled mushrooms or oysters in it; dish the fowl with the breast uppermost, and pour the sauce over it.

#### TO BROIL PIGEONS.

Truss and cut them down the back, the same as above directed; a little pepper and salt in the inside; set the gridiron pretty high that they may not burn; and have a little parsley and butter in a sauceboat.

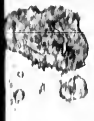
T  
it as  
beat  
butt  
shee  
shut  
take  
on i  
can,  
pap  
turn  
on.  
stro

piece  
them  
take  
mince  
and r  
draw  
season  
the d  
with  
soup,  
if a y  
take  
skim  
season  
of po

A BOUDIN OF FOWL.

Take the meat of a cold fowl or turkey, mince it as small as possible, season with white pepper, beat mace, and salt, work it up with a raw egg; butter the tin mould, press in the meat, lay a sheet of white paper on it, set into a steampan, shut it up close; it will take about half an hour; take the breast of a fowl, with the wing pinions on it, skin, and lard it with bacon as thick as you can, stew it in a little soup, lay a sheet of white paper upon it, and shut it close; stew it till done; turn out the boudin on the dish it is to be served on. Make a white glaze thus: take a little strong veal soup, a teacupful of cream, a spoonful

piece of the skin, to keep in the seasoning; draw them as for boiling; prepare the seasoning, thus: take an onion, minced small, a very little sage minced small, a little pepper and salt; mix these and rub the duck all over the inside with them; draw the neck-skin well down, to keep in the seasoning, and stick in a small skewer; then rub the duck with a piece of butter, and dredge it with flour; put it in a clean pan with a little soup, let it stew for three quarters of an hour, if a young one; but, if old, it will take an hour; take it out, pour the gravy in a basin, and skim off all the fat; thicken it with a little flour; season with a tablespoonful of ketchup, a glass of port wine; boil all together; put in the duck;





other rabbit, and the remainder of that, and boil it till the meat is done; when cold, pick it all off the bones, and mince it very small, then pound it in a mortar, with the white of an egg, white pepper, beat mace, and salt; then moisten it with a little good cream; have a tin shape, and, with a clean cloth, rub the inside with Florence oil, press the meat into it; have a steampan ready,—if you have it not, take a stewpan,—with boiling water; set the shape into it, and cover it with a sheet of white paper; shut the pan close, let it stew about half an hour, cut the meat you took from the rabbit into four pieces, and lard them very thick with bacon; let them stew till tender. Make a fine white sauce; turn out the boudin, pour the

dish, squeeze in a little lemon. Dish, and pour the sauce over it; garnish with sliced lemon.

#### TO STEW A DUCK WITH ONIONS.

Stew the duck in a little water, till tender: in the mean time, prepare the sauce, thus: take as many onions as you think proper, peel and throw them in water as you do them; then cut into slices, and boil them in milk and water, (half an hour will boil them;) drain, chop them small; then put them in a clean saucepan, with a little pepper and salt; shake in a little flour, a pint (a mutchkin) of soup, a small piece of butter; put

bon  
in  
the  
the  
pu  
lay  
th  
qu  
be  
all  
th  
ve

uen  
shake  
with  
midd

Ta  
the al  
pinio  
them  
whol  
a slic  
white  
them  
turne

nd boil  
: all off  
pound  
white  
it with  
d, with  
nce oil,  
eady,—  
boiling  
t with a  
t it stew  
rom the  
ry thick  
Make a  
pour the

poil into the shape; it will take about half an hour.  
in the mean time, prepare three pigeons; truss  
them as for stewing, lard them on each side of  
the breast with small lardoons as full as you can;  
put them in a stewpan with a little weak soup,  
lay a sheet of white paper over them, shut up  
the pan close, let them stew till the pigeons are  
quite done, turn out the shape on the dish it is to  
be served in; have a glaze ready, glaze the boudin  
all over, lay the pigeons on the top; then glaze  
the pigeons, and serve it up, garnished with  
vegetable flowers.

pour  
: in  
ke as  
now  
into  
lf an  
all;  
little  
pint  
; put

them together; return it to the pan, give it a  
shake, but do not let it boil; dish and garnish  
with lemon. Observe to lay the breast in the  
middle, and the joints neatly round it.

TO DRESS THE BREASTS OF FOWLS.

Take the breasts of the fowls you had left in  
the above dish; cut off the two joints of the wing  
pinions, leaving the wing to the breast; lard  
them; stew in a little gravy or water, with a  
whole onion, a few peppercorns, a little salt, and  
a slice of lemon: when done, serve with either  
white or brown sauce; if a brown sauce, glaze  
them with a strong glaze; dish with the breasts  
turned to each other. Garnish with lemon.

beaten mace, a teaspoonful of made mustard, mixed with two spoonfuls of cream, and the yolks of two raw eggs beat up; add the eggs and cream, give it a toss; have a dish ready lined with puff paste, pour in the macaroni; grate Parmesan or Cheshire cheese over it; bake in a moderate oven.

#### TO DRESS MACARONI WHITE.

Prepare the macaroni, as in the former receipt, omitting the eggs, mustard, and cheese; season with a little nutmeg or beaten mace and salt, and rather more cream. You may serve it with or without paste in the dish.

lay a cabbage leaf over the bones; lay in the legs neatly, with a slice of bacon ham; add a small quantity of boiling water, lay another cabbage leaf over, and cover close. Simmer slowly an hour, untie and take off the caul or cloths; strain the liquor, return it to the pan, add some truffles and morels, thicken with a little flour, squeeze of lemon, anchovy sauce, and ketchup; boil till rich and smooth; have a few green peas ready boiled; lay them in the middle of a hot dish; place the shank end of the legs in the pease, all round the dish; pour the sauce over; garnish with small pieces of fried bacon.

pip  
W  
mo  
fals  
per  
wo  
mi  
thi  
wi  
pre  
chick  
but t  
befor  
the r  
and g  
Cu  
the r  
and s  
with  
the p  
butter  
good  
little

pipe macaroni, bake it in a moderate oven.  
When done, put your hand to the bottom of the  
mould, raise it out, and set it on the dish.

*Note.*—The mould should have a loose or  
false bottom, for this purpose.

#### A SANDWICH.

Take fresh butter, some made mustard, pep-  
per, and salt; beat these in a basin, with a  
wooden spoon, into a uniform mass; spread this  
mixture upon slices of white bread, then lay on  
thin slices of ham, tongue, or roast beef; cover it  
with another slice of bread, buttered, as at first;  
press it down; cut neatly into small long pieces.

chickens; then have ready a white fricassee, all  
but the eggs, and stew the chickens in it; and,  
before you dish it, add the eggs, as directed in  
the receipt for sweetbreads; have some egg balls,  
and garnish with lemon.

#### TO STEW A HARE.

Cut it up into handsome pieces, but leave out  
the ribs; mince an onion small, a little pepper  
and salt; mix them together, rub each piece over  
with it; put a piece of butter in a stewpan, fry  
the pieces nicely on both sides; pour out all the  
butter that will come out, and pour in a little  
good soup; let it stew till tender; season with a  
little ketchup. Some like a glass of red wine,

spread this mixture on two slices of white bread, press them together, and cut them into small long pieces.

#### ENGLISH SANDWICH.

Spread two thin slices of white bread with butter; lay upon it a thin slice of ham; spread some mustard and a little white pepper on it, then a thin slice of veal; over all, put the other slice of buttered bread, press it down with the knife, and cut them into small long pieces.

them round the dish; take out the onion, dish, pour the sauce over it, and put the bacon sippets round it.

*Note.*—By saving the blood carefully, you may make a tureen of hare soup of it, with the legs, ribs, and shoulders, and the addition of three pints (three mutchkins) of soup.

#### TO DRESS HARE COLLOPS.

Cut the solid meat off each side of the backbone, mince it small; put a small piece of butter in a stewpan, a very little onion, minced small, and a little pepper and salt; put in the collops, let them get a gentle heat, and with the back of a spoon bruise them all the time they are on the

flo  
butt  
drain  
pan,  
of a  
cuer  
min  
dinn

V  
salt  
a bi  
dish

will d  
take  
to tab

Sk  
clean  
tender  
the fo  
sauce  
prepa

small  
d with  
spread  
r on it,  
he other  
with the  
es.

flour over them; fry them with a little fresh butter; lay them on the back of a scarce to drain; have a little brown sauce ready in a stew-pan, seasoned with a little ketchup, the squeeze of a lemon, and a glass of white wine; put the cucumbers to it, and let them stew for fifteen minutes. This will answer for a corner dish at dinner, and eats very well to roast mutton.

**TO DRESS SEA CALE WITH WHITE SAUCE.**

Wash and clean the cale, and boil it, with some salt in the water; take a teacupful of cream, a bit of butter, and a little flour; when it boils, dish the cale, and pour the sauce over it.

n, dish,  
a sippets

will do it; when done, turn it out into the dish, take the onion and sweet herbs out, and send it to table hot.

**RABBIT SMOTHERED WITH ONIONS.**

ly, you  
with the  
dition of

the back-  
of butter  
ed small,  
collops,  
e back of  
re on the

Skin and case the rabbit, and make it very clean; truss it as for boiling, stew it in water till tender; then make an onion sauce for it, as in the former receipt; dish the rabbit, and pour the sauce over it. There should be as much sauce prepared as will smother the rabbit.

or mutton soup, a piece of butter, a  
a little lemon peel, the grate of nutmeg, and a  
teacupful of cream; let these boil together for a  
little; then put in the celery, let it stew till  
tender, and the sauce looks thick and smooth.  
Dish it up.

#### TO DRESS ONIONS WITH A BROWN SAUCE.

Take as many small pickling onions, as you  
think will answer for the dish you mean to serve  
them up in; throw them into boiling water, till  
you find the skins will easily come off; peel,  
dry them between a cloth, and dust a little flour  
over them; fry them with a little fresh butter  
till they are of a nice brown; next have a brown

It all stew together in a stew-pan  
neatly, and pour the sauce over it. There should  
be as much onions as will smother the rabbit.

#### TO STEW A GOOSE'S GIBLETS.

Let them be nicely scalded and picked; break  
the pinions in two, cut the head in two, and chop  
off the nostrils, cut the liver in two, the neck in  
two, and the gizzard in four; put them in a stew-  
pan, with a quart (chopin) of gravy, a bundle of  
sweet herbs, and an onion; let them stew till  
tender; strain the sauce, return it to the pan  
with a little piece of butter rolled in flour, a little  
salt, a tablespoonful of mushroom ketchup, a little  
beat mace, the squeeze of a lemon, and a little

and a  
er for a  
ew till  
smooth.

or brown sauce, as you think fit, drain them,  
lay them neatly on the dish, and pour the sauce  
over them.

#### TO DRESS ASPARAGUS WITH A BROWN SAUCE.

UCE.

as you  
to serve  
ater, till  
ff; peel,  
ttle flour  
h butter  
a brown

Scrape what grass you mean to dress very  
clean, and throw it into clean water as you do  
them; cut it, as far as it is green and tender,  
into pieces about an inch long. Take two heads  
of endive, wash clean, and cut it small, and a  
young lettuce cut small; stew them in a little soup  
till tender; thicken them with a bit of butter  
rolled in flour; season with white pepper and  
salt, the squeeze of a lemon, and a little ketchup;

should  
bit.

break  
d chop  
neck in  
a stew-  
ndle of  
ew till  
he pan  
a little  
a little  
a little

~~pepper to make it so,~~ pour out  
the butter from the fowl, and put in the curry;  
let it stew together for half an hour: if you have  
no soup, you may take the liquor they were  
stewed in; let it stew till it be thick and rich.  
Dish it with the breast of the fowl in the middle,  
and the joints round it; if it is a young fowl or  
chicken, you need not stew it; only fry it till  
tender. A rabbit is cut up in joints, and done  
the same way: the same rules for ducks, veal,  
or any other thing you choose to curry.

#### TO BOIL RICE FOR A CURRY.

Take half a pound of rice, have a pan of  
boiling water, put in the rice and let it boil quick,



with a little piece of butter rolled in flour, a  
cupful of good cream; beat up the yolks of two  
eggs, and, before you dish, add them to it, with  
the grate of nutmeg, and salt to your taste.

*Note.*— You may dress brocoli the same way,  
or either of them, with a brown sauce, if you  
prefer it.

#### TO STEW PEASE AND LETTUCE.

Take what pease you think proper; wash two  
or three lettuces clean, and cut them across into  
thin pieces; stew them in a little soup till  
tender; thicken with a small piece of butter  
rolled in flour, a little pepper and salt, and dish  
them up.

White pepper,	do.	6
Cayenne do.	do.	2
Ginger,	do.	1
Mace,	do.	1
The lesser cardamoms,	do.	2

Mix the powders well together, and put them  
into wide mouthed bottles, well corked, for use.

#### TO DRESS MOORFOWL WITH RED CABBAGE.

Truss the moor game as for boiling; put them  
on with a little soup, let them stew for half an  
hour; cut a stock of red cabbage in four quarters,  
put it to the moorfowl; season with white pepper  
and salt, a little piece of butter rolled in flour;  
some like a glass of port wine, but in that you

them slantwise, about an inch long, boil them in salt and water till tender; strain, and stew them in a little soup; thicken with a piece of butter rolled in flour; season with a little salt to your taste, if they want it. Dish and send them to table.

#### TO DRESS WINDSOR BEANS.

After taking them out of the shells, throw them into cold water; boil them in salt and water till tender; blanch, put them in a stewpan, with a little soup thickened with a bit of butter rolled in flour, pepper, and salt; let them stew till tender, and the sauce is pretty thick, then dish

#### PIGEON CUTLETS.

Take six pigeons, cut the meat off each side of the breast; when done, skin them, take the remainder of the pigeons, stew them till done, and pick off all the meat, pound it in a mortar, with a little bacon ham, pepper, and a very little salt; work this forcemeat up with a raw egg, lay some of the forcemeat between two of the cutlets, and press them together till they are all done; dust them with a little flour, put a piece of butter in a stewpan, when it froths, lay in the cutlets, and lay a ~~piece~~ on them with a weight upon it to keep them down; let them fry on a slow fire for a few minutes; turn them, and do them the

will be enough to boil it, with the bit of butter; you put in the pan; when done, put it into a drainer, and throw cold water over it, then put into a clean towel, squeeze all the water out of it till it is dry, and you will find it of a fine green; put it into a clean saucepan, and beat it with a wooden spoon; put it on the fire with a teacupful of cream, and a little salt. If you have no cream, you must take a little butter in place of it; when hot, dish it up.

#### TO DRESS TURNIPS.

Boil them in a good deal of water, till quite tender, put them in a colander to drain, and press all the water from them; put them into a sauce-

the sides and bottom with the forcemeat; then have two or three pigeons, according to the size of the mould; let them be seasoned, and stew them till about half done; lay them neatly; fill the mould to a level with a little veal or beef rolled up; then cover it with forcemeat, and bake it about half an hour; turn it on the dish you mean to serve; cut out an oval piece from the top of the loaf, so as to shew the pigeons. Make a good brown sauce, and pour upon the pigeons; glaze the sides of the loaf. Garnish with small vegetable flowers; you may, if you have no pigeons, fill it with beef or veal olives.

th  
an  
in  
th  
of  
an  
de  
m  
an  
til  
til  
lit  
(o

of t  
bas  
and  
into  
bef  
giv  
sipp  
sau  
sipp

join  
gra  
par

#### SHARP SAUCE.

Take two or three stocks of beetroot, wash them very clean, and be careful not to break any of the fibres, else they will lose their colour in boiling, boil them till tender, and two or three dozen of pickling onions till tender; take off the skins, with the small fibres of the beetroot, and slice down the beef about the thickness of a dollar; stew it in a sharp sauce for about ten minutes, made thus: take an ordinary sized onion and mince it small; fry it with a piece of butter till brown, then dust in a little flour; let it fry till the flour is brown; add a ladleful of soup, a little salt and pepper, and the juice of a lemon, (or, if you have it not, a tablespoonful of vinegar:)

l quite  
d press  
sauce-

the size  
nd stew  
atly; fill  
or beef  
eat, and  
the dish  
ce from  
pigeons.  
upon the  
Garnish  
y, if you  
l olives.

of two hard boiled eggs ready; bruise them in a basin with a spoon, and put to them a little salt, and half the yolk of a raw egg; make them up into little balls, about the size of a nutmeg, and before you dish, throw them into the sauce, and give them a toss; in the mean time fry a few sippets of bacon. Dish the pigeons, pour the sauce over them, and garnish the dish with bacon sippets.

#### TO DRESS COLD FOWLS OR PIGEONS.

Cut the pigeons in quarters, or the fowls in joints; beat up the yolks of two eggs with the grate of nutmeg, a little salt, some minced parsley, and a few crumbs of bread; dip the

the fire, and send them to  
another potatoe pudding will be found among  
the sweet puddings.

#### A SALAD SAUCE.

Take the yolks of two or three hard boiled eggs, a dessert-spoonful of grated Parmesan or Cheshire cheese, a teaspoonful of made mustard, a dessert-spoonful of ketchup, a tablespoonful of salad oil; beat all these together in a basin, then add three spoonfuls of tarragon vinegar, beat so as to incorporate the whole together with some salt.

*Note.*—This mixture must not be poured upon the lettuce or vegetables used in the salad, but be left at the bottom, to be stirred up when wanted;

take it off, and with a piece of butter in a cloth rub it all over; put it on again, taking it off several times and rubbing it with butter, till it be done, frequently turning it; and before you take it up, beset the dredge with a little flour on, to froth it; then melt a little butter, and put a few pickled mushrooms or oysters in it; dish the fowl with the breast uppermost, and pour the sauce over it.

#### TO BROIL PIGEONS.

Truss and cut them down the back, the same as above directed; a little pepper and salt in the inside; set the gridiron pretty high that they may not burn; and have a little parsley and butter in a sauceboat.

mong

boiled  
an or  
stard,  
ful of  
, then  
eat so  
some

d upon  
but be  
anted ;


a cloth  
it off  
till it  
re you  
on, to  
t a few  
he fowl  
sauce

e same  
t in the  
at they  
d butter

some egg tins, if you think proper.

#### A BOUDIN OF FOWL.

Take the meat of a cold fowl or turkey, mince it as small as possible, season with white pepper, beat mace, and salt, work it up with a raw egg; butter the tin mould, press in the meat, lay a sheet of white paper on it, set into a steampan, shut it up close; it will take about half an hour; take the breast of a fowl, with the wing pinions on it, skin, and lard it with bacon as thick as you can, stew it in a little soup, lay a sheet of white paper upon it, and shut it close, stew it till done; turn out the boudin on the dish it is to be served on. Make a white glaze thus: take a little strong veal soup, a teacupful of cream, a spoonful



of flour; mix and bring it to the boil; beat up the yolks of two eggs, with half a glass of white wine, mace and salt to taste; mix it with the fricasee; do not let it boil after the egg is put to it; pour it over the boudin, then lay the breast of the fowl on the top, and glaze the larding over with a fine brown glaze. Garnish with lemon or egg balls.

*Note.*— You may do sweetbreads the same way.

#### A BOUDIN OF RABBITS.

Take two large rabbits, or three small ones; blanch them all night in milk and water, changing the water two or three times; take all the solid meat off each side of the back bone; take the other rabbit, and the remainder of that, and boil it till the meat is done; when cold, pick it all off the bones, and mince it very small, then pound it in a mortar, with the white of an egg, white pepper, beat mace, and salt; then moisten it with a little good cream; have a tin shape, and, with a clean cloth, rub the inside with Florence oil, press the meat into it; have a steampan ready,—if you have it not, take a stewpan,—with boiling water; set the shape into it, and cover it with a sheet of white paper; shut the pan close, let it stew about half an hour, cut the meat you took from the rabbit into four pieces, and lard them very thick with bacon; let them stew till tender. Make a fine white sauce; turn out the boudin, pour the



sauce over it, and lay the larded rabbit across the top of it, glazed with a strong brown glaze.

## A BOUDIN OF PIGEONS.

Take some cold roast veal, or, if you have it not, take a piece of solid veal, and parboil it; when cold, mince it with a little fat, as small as possible; season it with white pepper, salt, and beat macé; work it up with a raw egg; have a tin shape like a pudding mould, but not quite so deep, and considerably narrower in the bottom than the top, butter the inside of it, then press in the meat, cover it over with a sheet of paper; set it into a steampan, if you have it, if not, into a pan with boiling water, but take care it does not boil into the shape; it will take about half an hour: in the mean time, prepare three pigeons; truss them as for stewing, lard them on each side of the breast with small lardoons as full as you can; put them in a stewpan with a little weak soup, lay a sheet of white paper over them, shut up the pan close, let them stew till the pigeons are quite done, turn out the shape on the dish it is to be served in; have a glaze ready, glaze the boudin all over, lay the pigeons on the top; then glaze the pigeons, and serve it up, garnished with vegetable flowers.

## TO FRICASSEE RABBITS.

Take a nice rabbit, wash and blanch it in water very clean; cut into joints, and put it on the fire with milk and water; let it stew till tender. In the mean time, have a fricassee ready in another pan, as directed in the first receipt for fricassee; dish it up neatly, and garnish with lemon.

## TO DRESS MACARONI, WITH CHEESE.

For a large dish, take half a pound of macaroni; stew it in water, with a little salt, until tender, drain it, return it to the pan, with a little cream, let it stew until it is rich and thick; season with beaten mace, a teaspoonful of made mustard, mixed with two spoonfuls of cream, and the yolks of two raw eggs beat up; add the eggs and cream, give it a toss; have a dish ready lined with puff paste, pour in the macaroni; grate Parmesan or Cheshire cheese over it; bake in a moderate oven.

## TO DRESS MACARONI WHITE.

Prepare the macaroni, as in the former receipt, omitting the eggs, mustard, and cheese; season with a little nutmeg or beaten mace and salt, and rather more cream. You may serve it with or without paste in the dish.

## MACARONI LOAF.

Stew the macaroni in water, with a little salt, till tender; drain it, return it to the pan, with a little good soup; let it simmer, until it is rich and good; season with a very little white pepper, mace, and salt; make a paste thus: take two ounces of butter, rubbed into half a pound of flour, drop in one egg, and as much water as will make it into a stiff paste; take a pudding mould, line it neatly with the paste, first rubbing the mould with a little table oil or butter; cut off the paste by the top of the mould, and edge it up neatly; fill it with the macaroni, cut small strings of paste, and twist it on the top, to resemble the pipe macaroni; bake it in a moderate oven. When done, put your hand to the bottom of the mould, raise it out, and set it on the dish.

*Note.*—The mould should have a loose or false bottom, for this purpose.

## A SANDWICH.

Take fresh butter, some made mustard, pepper, and salt; beat these in a basin, with a wooden spoon, into a uniform mass; spread this mixture upon slices of white bread, then lay on thin slices of ham, tongue, or roast beef; cover it with another slice of bread, buttered, as at first; press it down; cut neatly into small long pieces.

## A DUTCH SANDWICH.

Take anchovies, butter, and made mustard, with a little pepper; beat these together in a basin, till of a uniform mass; spread this composition pretty thick upon a thin slice of white bread; then lay another slice on it, and press it down, to make it adhere; cut them in small long pieces.

## A CHESHIRE SANDWICH.

Take anchovies, grated Cheshire cheese, and butter, of each an equal quantity, with a dessert spoonful of made mustard, and a little white pepper; beat them in a bowl till well mixed; spread this mixture on two slices of white bread, press them together, and cut them into small long pieces.

## ENGLISH SANDWICH.

Spread two thin slices of white bread with butter; lay upon it a thin slice of ham; spread some mustard and a little white pepper on it, then a thin slice of veal; over all, put the other slice of buttered bread, press it down with the knife, and cut them into small long pieces.

T  
pare,  
crow  
flour  
butter  
drain  
pan,  
of a  
cucu  
minu  
dinn

W  
salt  
a bit  
dish

## CHAPTER XI.

### TO DRESS VEGETABLES.

#### TO STEW CUCUMBERS.

TAKE three or four good sized cucumbers; pare, and slice them about the thickness of a crown-piece; dust a little white pepper, salt, and flour over them; fry them with a little fresh butter; lay them on the back of a searce to drain; have a little brown sauce ready in a stew-pan, seasoned with a little ketchup, the squeeze of a lemon, and a glass of white wine; put the cucumbers to it, and let them stew for fifteen minutes. This will answer for a corner dish at dinner, and eats very well to roast mutton.

#### TO DRESS SEA CALE WITH WHITE SAUCE.

Wash and clean the cale, and boil it, with some salt in the water; take a teacupful of cream, a bit of butter, and a little flour; when it boils, dish the cale, and pour the sauce over it.

## VEGETABLES.

Jerusalem artichokes, young potatoes, or young turnips, may be done the same way.

## TO STEW CELERY.

Take five or six heads of celery, wash them very clean; cut off the green end; and cut the white part in pieces about an inch long; boil them for a little in salt and water; drain them; then have a sauce ready as in the above receipt; let them stew in it till tender, and dish them up as a corner dish.

## TO DRESS CELERY WITH A WHITE SAUCE.

Prepare the celery as in the former receipt; have a white sauce made thus: take a little veal or mutton soup, a piece of butter rolled in flour, a little lemon peel, the grate of nutmeg, and a teacupful of cream; let these boil together for a little; then put in the celery, let it stew till tender, and the sauce looks thick and smooth. Dish it up.

## TO DRESS ONIONS WITH A BROWN SAUCE.

Take as many small pickling onions, as you think will answer for the dish you mean to serve them up in; throw them into boiling water, till you find the skins will easily come off; peel, dry them between a cloth, and dust a little flour over them; fry them with a little fresh butter till they are of a nice brown; next have a brown

sau  
on  
sau

F  
hav  
cele  
ther  
and  
ans

T  
dry  
the  
or  
lay  
ove

T  
S

cle  
the  
int  
of  
yo  
till  
rol  
sal

sauce ready, as formerly directed; drain the onions from the butter, and stew them in the sauce till tender. Dish them up.

TO DRESS ONIONS WITH A WHITE SAUCE.

Prepare the onions as in the former receipt; have a white sauce ready, as in the receipt for celery; let them stew in it till tender, and dish them up. Instead of frying, boil them in milk and water, till they are tender, as it does not answer to fry them for a white sauce.

TO DRESS ARTICHOKE BOTTOMS.

Take as many as will make a good dish; if dry ones, steep them in cold water all night, then stew in a little salt and water, make a white or brown sauce, as you think fit, drain them, lay them neatly on the dish, and pour the sauce over them.

TO DRESS ASPARAGUS WITH A BROWN SAUCE.

Scrape what grass you mean to dress very clean, and throw it into clean water as you do them; cut it, as far as it is green and tender, into pieces about an inch long. Take two heads of endive, wash clean, and cut it small, and a young lettuce cut small; stew them in a little soup till tender; thicken them with a bit of butter rolled in flour; season with white pepper and salt, the squeeze of a lemon, and a little ketchup;

let them stew till the sauce looks rich and thick, then dish it up.

TO DRESS YOUNG TURNIPS WITH A WHITE SAUCE.

Pare them neatly, and throw them in clean cold water as you do them; have some milk and water ready, and boil them till tender; have a white fricassee ready; dish, and pour the sauce over them; or you may send them to table with plain melted butter poured over them.

TO DRESS CAULIFLOWERS WITH A WHITE SAUCE.

Lay the cauliflowers in water, then pull them in pieces as you do for pickling; stew them in a little veal or mutton soup, till tender; thicken with a little piece of butter rolled in flour, a tea-cupful of good cream; beat up the yolks of two eggs, and, before you dish, add them to it, with the grate of nutmeg, and salt to your taste.

*Note.*—You may dress brocoli the same way, or either of them, with a brown sauce, if you prefer it.

TO STEW PEASE AND LETTUCE.

Take what pease you think proper; wash two or three lettuces clean, and cut them across into thin pieces; stew them in a little soup till tender; thicken with a small piece of butter rolled in flour, a little pepper and salt, and dish them up.



## TO DRESS RED CABBAGE.

Split a red cabbage, cut it across into thin strings, and throw it into salt and water, then put it in a clean saucepan, with some soup, and a little butter rolled in flour; season with pepper, salt, and a glass of port wine; you may put in a slice of bacon ham if you choose; let it stew till tender; take out the bacon ham, and dish it up. You may fry some sausages, and lay round it in the dish if you choose; or you may leave out the wine, and add a tablespoonful of vinegar in its place.

## TO DRESS FRENCH BEANS.

Take them when young and tender, and cut them glantwise, about an inch long, boil them in salt and water till tender; strain, and stew them in a little soup; thicken with a piece of butter rolled in flour; season with a little salt to your taste, if they want it. Dish and send them to table.

## TO DRESS WINDSOR BEANS.

After taking them out of the shells, throw them into cold water; boil them in salt and water till tender; blanch, put them in a stewpan, with a little soup thickened with a bit of butter rolled in flour, pepper, and salt; let them stew till tender, and the sauce is pretty thick, then dish

them; or, you may dish without stewing them in soup; throw a little pepper and salt on them, melt a little parsley and butter, and pour over, and send them up.

#### TO DRESS SPINAGE.

In the first place, it is necessary to understand how to boil spinage in a proper manner. Pick and wash the spinage in one water, then throw it into another, let it lie for some time, and, if there be any sand in it, it falls to the bottom; then have your pan ready, and put in a piece of butter; as soon as it is melted, take the spinage by handfuls, and put into the pan, and the water that hangs about it, with the juice it throws out, will be enough to boil it, with the bit of butter you put in the pan; when done, put it into a drainer, and throw cold water over it, then put into a clean towel, squeeze all the water out of it till it is dry, and you will find it of a fine green; put it into a clean saucepan, and beat it with a wooden spoon; put it on the fire with a teacupful of cream, and a little salt. If you have no cream, you must take a little butter in place of it; when hot, dish it up.

#### TO DRESS TURNIPS.

Boil them in a good deal of water, till quite tender, put them in a colander to drain, and press all the water from them; put them into a sauce-

pan, with a little cream, a little salt to your taste, and with a wooden spoon beat them till they are quite smooth, dish them up hot. Observe never to make them smooth on the dish, but rather figure them with the edge of a knife.

#### TO DRESS PARSNIPS.

Wash and scrape the parsnips clean, boil them in milk and water till tender; drain them well from the water, then mash them with a small piece of butter, and a spoonful of cream, salt to your taste, send them up hot. These are generally ate to salt beef or salt fish.

#### TO DRESS BEETROOT AND SMALL ONIONS WITH SHARP SAUCE.

Take two or three stocks of beetroot, wash them very clean, and be careful not to break any of the fibres, else they will lose their colour in boiling, boil them till tender, and two or three dozen of pickling onions till tender; take off the skins, with the small fibres of the beetroot, and slice down the beef about the thickness of a dollar; stew it in a sharp sauce for about ten minutes, made thus: take an ordinary sized onion and mince it small; fry it with a piece of butter till brown, then dust in a little flour; let it fry till the flour is brown; add a ladleful of soup, a little salt and pepper, and the juice of a lemon, (or, if you have it not, a tablespoonful of vinegar:)

dish the beetroot, and lay the onions all round the dish: for change, stew the onions in the sauce, and dish them, and garnish the dish all round with the beetroot: these make nice corner dishes, and are good to various kinds of meat.

TO MAKE A POTATOE PUDDING TO EAT WITH  
ANY KIND OF ROAST MEAT.

Wash the potatoes very clean, then pare them thin, and pick out all the eyes; boil them till done, then mash them well with a little salt, a piece of butter, and a little cream, if you have it, beat them till they are fine and smooth; dish and figure them with the edge of your knife, brown before the fire, and send them to table. Directions for another potatoe pudding will be found among the sweet puddings.

A SALAD SAUCE.

Take the yolks of two or three hard boiled eggs, a dessert-spoonful of grated Parmesan or Cheshire cheese, a teaspoonful of made mustard, a dessert-spoonful of ketchup, a tablespoonful of salad oil; beat all these together in a basin, then add three spoonfuls of tarragon vinegar, beat so as to incorporate the whole together with some salt.

*Note.*— This mixture must not be poured upon the lettuce or vegetables used in the salad, but be left at the bottom, to be stirred up when wanted;

this method preserves the crispness of the lettuce. Observe that the liquid ingredients must be proportioned to the quantity of vegetables used.

## A WINTER SALAD.

The salad sauce being prepared from the usual ingredients, oil, vinegar, mustard, yolks of eggs, and salt, take the requisite quantity of endive and celery cut down pretty small, upon these pour the sauce, and stir up, that so every part may receive the benefit of it; then take some slices of pickled beetroot and red cabbage, with these garnish the salad neatly. This salad is good either for hot or cold meat.

## CHAPTER XII.

### ON PASTE, PIES, AND TARTS.

#### TO MAKE PUFF PASTE.

TAKE one pound of butter, the same weight of the finest flour, rub the fourth part of the butter into the flour, then make a hole in the middle of the flour, and pour as much clean cold water into it as will make it into a light paste; roll it into a sheet, and lay the rest of the butter on it in pieces the size of a dollar, till the whole is covered; fold the paste over, and fasten the butter well in at the ends; roll it as thin as pasteboard: fold it up as carefully as you would a tablecloth; roll it out a second time as thin as the first, and fold it up the same, then with the rolling pin flatten it a little, and it is ready for use. This will be found by far the best way to make puff paste.

T  
a ha  
rece  
  
T  
flou  
till  
hole  
it u  
shor  
than  
any  
littl  
  
T  
tabl  
bre  
the  
wat  
it i  
stiff  
be  
half  
bot  
on;  
the

## TO MAKE A GOOD PIE CRUST.

Take one pound of butter, and one pound and a half of flour: make it exactly as in the above receipt, and it is a good paste for meat pies.

## TO MAKE FRENCH PASTE.

Take one pound of butter, and two pounds of flour, rub the whole of the butter into the flour, till it is well mixed, like bread crumbs: make a hole in the middle, pour some water in, and mix it up into a very stiff dough. This is a nice short eating paste for pan-tarts, and much better than the raised paste. Observe, if you make any of these pastes with fresh butter, to add a little salt, when you put in the water.

## TO MAKE PASTE FOR STANDING PIES.

Take two pounds of flour; put it on a clean table; melt six ounces of butter in a little water; break three eggs into the flour; make a hole in the middle of the flour, and pour the butter and water hot into it; put as much water as will make it into a stiff paste, — you can hardly make it too stiff; then, with all your strength, work it till it be quite smooth; roll it out into a sheet about half an inch thick; take the dimensions of the bottom of the dish you mean the pie to stand on; cut out the bottom to the pattern, and then the walls, about four or five inches deep; cut out

the top or cover, and lay them on a sheet of paper, in a cool place, for half an hour. By this time, it will be cool, and fit for making up; wet the inside of the bottom with the yolk of an egg, well beat up; then turn the walls of the pie on one edge on the bottom, and, with one hand in the inside, and the other on the outside, fasten the walls well to the bottom, and fasten the joinings at the ends neatly; line the inside of the pie with tea-paper, and fill it with bran, raising the bran higher in the middle, to form the cover of a proper shape; lay paper on the bran, and then the cover; fasten it neatly to the sides, and neatly pinch it round; glaze it all over with the yolks of eggs; then ornament the sides with festoons of flowers, or drapery, hanging loosely, and the top with leaves; glaze the ornaments with egg, and bake it in a quick oven, of a nice pale brown, till the crust is well baked; take it out, and, with a penknife, cut off the cover, turn out the bran, and take out the paper; this you can fill with veal, potted pigeons, game, or any thing you please, intermixing cold soup with it, and laying savoury jelly all over the top, (see Savoury Jelly, page 122.) These pies are generally sent to table cold; but you may fill them with any thing dressed hot, if you choose.



## TO MAKE SUGAR PASTE FOR TARTLETS.

Take half a pound of fine flour, as much butter, with half a pound of lump sugar; cream the butter, pound and sift the sugar, mix all together, beat it well with the rolling pin; roll it out thin, and line the pans; put in the fruit. You may either bar them with thin straws of the same paste, or bake them without, and lay ornaments on them afterwards.

## TO MAKE CROCAN T PASTE.

Take half a pound of flour, put it on the table, and make a hole in the middle of it with your hand; then take an ounce of raw sugar, bruise it with the rolling pin to break the knots; put it in the flour, and drop two eggs into it; work it up into a stiff paste till it is quite smooth: it is then ready for use.

## TO MAKE GUM PASTE FOR ORNAMENTS.

Take half an ounce of the whitest gum-dragon you can pick, put it into a jelly pot, just damp it with water, let it stand all night to steep; take as much double refined sugar, pounded and sifted through a silk searce, as will make it into a stiff paste; pound it well in a marble mortar; put a little fine hair powder to it, while pounding it, till you have it quite stiff and smooth: roll it out very thin, and cut it into any shapes you fancy!

or cast it off a mould for the purpose, if you have one.

#### PIGEON PIE.

Clean and wash the pigeons, season them with pepper, salt, and a little butter rolled in flour; fill the dish with the pigeons, and lay hard boiled eggs into the dish; you may put pieces of beef steaks at the bottom of the dish; add a little mushroom ketchup; cover with puff paste, and bake it in a moderate oven; all pies should be baked in a moderate oven, else the paste will be done before the meat. Observe to stick the feet of the pigeons in different parts of the paste.

#### CHICKEN PIE.

If the chickens are small, truss them as you do pigeons; season with a little pepper and salt, and a little butter rolled in flour; put them into the dish; lay in a few slices of bacon ham, and some hard boiled eggs, pour in a little ketchup and a little soup; cover it with a puff paste.

#### ANOTHER WAY.

Cut up the chickens in quarters; skin them, but keep the breast whole; dip them in the yolks of eggs, and have crumbs of bread, with some minced parsley, pepper and salt; mix them together, roll them into it, put them into the dish.

Some like a few slices of bacon ham, but they are the better of a few hard boiled eggs; pour some gravy into the dish: cover it with a puff paste.

MACARONI PIE.

Prepare the chickens as in the former receipt; strew a little white pepper and salt over them, but do not roll them in crumbs of bread; stew some macaroni till it is very tender, the grate of nutmeg, a little beat mace, and a little white pepper and salt; mix it up with a pint (mutchkin) of sweet cream; lay a row of the chickens in the bottom of the dish, then a row of the macaroni and cream; so continue, with a row of each, till the dish is full. Pour in a little veal gravy; cover it up with a puff paste.

GIBLET PIE.

Wash and clean the giblets; stew them till tender; season with a little pepper and salt; put them neatly into the dish, and pour the gravy over them, with a little ketchup; cover it with a puff paste.

PARTRIDGE PIE.

Pick and clean the partridges very well; truss them; season pretty high with pepper and salt; pour in a little gravy, and a little ketchup; you may put hard boiled eggs if you choose; cover it with a good thick paste, as all large birds take a

## PASTE, PIES, AND TARTS.

good while in the oven. Skin the heads, and stick them in form all round the dish.

## MOORFOWL PIE.

Do it the same as the above; and you may add a glass of port wine in the sauce if you choose.

## HARE PIE.

Cut up the hare into small pieces; season with pepper and salt; observe to save the blood; fill the dish, and pour in a little of the blood; dust a little flour over it; cover it with a good paste; put a top on the paste that will lift off when it comes out of the oven; have a little gravy boiling with a little port wine in it; pour it in, and put on the top again; send it to table.

## VENISON PASTY.

Take the back ribs, breast, or any part of the venison you choose; cut it into handsome pieces; lay it, for a little, into port wine; season with pepper and salt; put it into the dish, pour some good gravy over it; you may make it from the bones of the venison. Cover it with a pie-crust paste, for which see page 217.

## MUTTON PIE.

Take it from the back ribs, or gigot, where it is not too fat; mince down an onion very small,

and  
of t  
salt,  
pick  
crus  
grav

Y  
stee  
dire

C  
pin  
littl  
may  
over  
the  
cove

M  
an i  
fit t  
of t  
all  
rem  
cut  
glaz

and a little parsley ; strew a little in the bottom of the dish ; dredge the steaks with pepper and salt, with a little parsley betwixt them, and a few pickles, if you choose ; cover it with puff or pie crust paste. Observe, in all pies, to put a little gravy in the dish.

TO MAKE A MUTTON PIE LIKE VENISON.

You may make mutton pass for venison, by steeping it in port wine, and following the same directions as for venison pasty.

TO MAKE A BEEF STEAK PIE.

Cut the steaks thin ; flatten them with a rolling pin ; dredge them over with pepper, salt, and a little flour ; roll them up, and fill the dish ; you may mince a small quantity of onion, and throw over it, but do not use much of that, unless it be the family's taste ; pour in a little ketchup, and cover it as the other pies.

VOL AU VENT.

Make a very-light puff paste, roll it out about an inch thick ; cut it the size wanted, that is, to fit the inside of the dish ; mark it with the point of the paste knife, about an inch from the edge all round, glaze with egg, and roll out the remainder of the paste about half an inch thick ; cut this an inch all round, less than the other ; glaze it, and figure it with the knife, according

to your fancy; fire in a quick oven; when done, take out the inside of the large one; fill it with a fricassee of lobster, (p. 52,) of fowl, (p. 189,) or with any other white fricassee.

## TIMBALLE.

Sift a pound of fine flour, rub into it half a pound of fresh butter, add the yolks of two eggs, and a teaspoonful of salt; make it into a paste with cold water, work it very smooth, have a plain mould well buttered, roll some of the paste out very thin, cut it out in any devices your fancy may direct, ornament the bottom of the mould; then cut out a sheet of paste the size of the bottom, lay this in neatly, without injuring the ornaments, ornament the sides in a like manner; next cut a piece of sufficient size to go round the side of the mould; when you have placed this neatly round, cut a strip of paste long enough to go round the mould, wet with eggs, attach this all round to fix the bottom to the sides of the timballe, have some fat bacon cut in thin slices, line the inside with it, cover this with paper, and fill the mould up with coarse flour; cover all with a sheet of paste, which fix to the sides in the manner directed for the bottom of the mould; bake in a moderate oven till of a fine colour; turn it out upon the dish you intend for table; the ornamented end will then form the top of the timballe; cut out a piece about an inch from the

edge, empty the timballe of the flour, paper, and bacon; dress as much macaroni stewed till tender, (the flat macaroni is the best for this purpose,) drain it from the water, put it in a stewpan, add half a mutchkin (half a pint) of soup, the same of cream seasoned with mace or grated nutmeg, a little salt to taste; put this on a slow fire, let it stew gently; in the mean time take a chicken, skin and cut it up into small pieces, smaller than joints, put it on with some soup seasoned well with pepper and salt, let it stew till tender; put part of the macaroni into the timballe; lay in the chicken, afterwards the remainder of the macaroni; then lay on the top you cut out, and send it up hot.

*Note.*—This answers for a corner or centre of the meat course; or you may dress the macaroni with cheese, as in page 204, and fill the timballe with it; in this case it must be sent up in the sweet course.

## VEAL PIE.

Cut some nice steaks from the solid part of the veal, the fillet is best; flatten them with a rolling pin; dip them in the yolk of an egg; dredge them over with crumbs of bread; season with a little white pepper and salt; roll them up, and fill the dish; pour in a little gravy; you may put in a few egg-balls if you choose. Cover it with a puff paste.

## LAMB PIE.

Cut the back ribs into nice steaks; flatten them with a rolling pin; dip in the yolk of an egg, and roll them with crumbs of bread, seasoned with white pepper and salt, and a little minced parsley; fill the dish, and cover it with a puff paste.

## PORK PIE.

Take the back ribs of pork, and cut it down into handsome steaks, season with pepper and salt, and a little sage rubbed down; fill the dish, and cover it with a puff paste.

## NEAT'S FOOT PIE.

Wash the feet well, scald, and take the hair off very clean; then throw them into cold water to blanch the blood from them; split up the foot to the first joint, a little above the small claws, and take it off at that joint; but observe to take off the hoofs first; wash them in warm water, and squeeze out all the blood from the veins; put them into a pot of cold water; let them boil softly, till they are tender, and the meat will come easily off the bones; take it off, and lay it on a clean plate to cool; then cut it down into handsome pieces; season with white pepper and salt, a little beat mace or nutmeg; lay in a row of the meat, and a few currants betwixt each row; fill the dish; pour in a little veal gravy, and the squeeze of



a lemon; cover it with a puff paste. You may do a calf's foot pie in the same manner, or you may leave out the currants, if you do not like them.

## FISH PIE.

Take some good large haddocks, or codlings, as many as you think will fill the dish; gut and wash them clean, and throw some salt over them, to make them firm; let them lie for two or three hours; skin, and cut them up into pieces; rub down some crumbs of bread; season with white pepper and salt: have a little minced parsley among the crumbs of bread; dip each piece in the yolks of eggs; roll them in the crumbs of bread; lay them in the dish; lay in a few hard boiled eggs; pour in some good thick cream, or a piece of butter, if you have no cream; cover it with a puff paste.

## MINCED PIE.

Take two pounds of beef suet; take out all the skinny pieces, and mince it very small; clean and wash three pounds of currants; mince down four pounds of apples, half a pound of orange-peel; pound a quarter of an ounce of cloves, half an ounce of cinnamon, a very little ginger, two nutmegs grated, and a pound and a half of raw sugar; mix these all well together; pour on half a pint (half a mutchkin) of brandy; put it close up in a can; take out what quantity you want for

either large or small pies; it is not proper to make small minced pies in any thing but little patty-pans; or, for a large one, take a flat dish (asset,) line the bottom of the dish, or patty-pans, then put in the meat, and have a cover ready cut, in any sort of figures to which your fancy leads you; water the edge of the bottoms, round the outside of the meat; lay the cover on, glaze it with the yolk of an egg, and bake it in a moderate oven: be sure it is a fine puff paste for all sorts of minced pies.

#### MARROW PASTY.

If you have no marrow, take the finest beef suet you can get, mince it very small; then mince down some apples; rub down a little diet loaf, or fine biscuit; mince some citron and orange peel; some people put in hard boiled eggs, but it is as well without; mix all these together; season with nutmeg and cinnamon; sweeten with half a pound of raw sugar, and sprinkle a glass of brandy over it; line the dish, and lay in the meat; cut the top as you do the minced pie; bake it in a moderate oven. This answers for a remove, at the top of the table, for a second course.

#### APPLE PIE.

Take as many apples as will fill the dish; pare, cut them in quarters, and take out the core; pack

them close in the dish ; sweeten with sugar ; for a common sized pie, it will take half a pound ; season with beaten mace, or the grate of a nutmeg ; a little marmalade, or any kind of sweetmeat you choose ; cover it with a puff paste.

GOOSEBERRY PIE.


Pick the gooseberries, fill the dish, and put plenty of sugar over it : cover with a puff paste.

PLUMB PIE.

If white or green plumbs, put them in boiling water, to take off the skin ; fill the dish, and put plenty of sugar over them ; cover with a puff paste. If you want it open at the top, you must stew them with sugar, and let them be cold before you put them into the dish, and bar them on the top.

RHUBARB PIE.

Take as much rhubarb as will fill the pie-dish ; peel it, and cut in pieces about an inch long ; fill the dish as full as it will hold, as it sinks much ; when filled, put good raw sugar all over the top, till it is well covered ; have a good puff paste ready, roll it into a sheet ; first cut a belt, the breadth of the edge of the dish, and lay it round it ; wet the belt with a paste brush, lay on the cover, press it down with your hand, all round betwixt the fruit and the belt ; cut it off by the



dish, and neatly edge it up with the knife; brush it over with water; figure it neatly to taste; and grate sugar all over the top; put it into a moderate oven: when the paste is done, the pie is ready, as it soon falls.

#### CHERRY PIE.

Pick as many cherries as will fill the dish; sweeten with sugar, and cover it with a puff paste.

#### CURRANT PIE.

Do it the same way as the cherry pie.

#### MIXED FRUIT PIE.

Take cherries, rasps, and currants; sweeten, and cover them with puff paste.

#### DAMSON PIE.

Take as many damsons as will fill the dish; sweeten, and cover them with a puff paste.

#### TO MAKE PATTIES.

Make some good puff paste, and line the patty-pans, take a little flour and a little water, and mix together into a stiff paste, make it up into little balls, about the size of the yolk of an egg, put one of them into each of the patties, cut out a top and cover it in, glaze it with the yolk of an egg, and bake them of a nice brown; when done, take them out, lift off the tops, take out the

balls of paste, and fill them with patty meat, made thus: take the white meat of fowl, turkey, veal, or any white meat, take out any stringy parts from it, and mince it down small; put it into a saucepan, with a little pepper and salt, and some soup, with a few crumbs of bread; let it stew for ten minutes, grate in a little nutmeg and Cayenne pepper, beat up the yolk of an egg, mix in a teacupful of cream, add it to the mince-meat, and give it a toss over the fire. Fill the patties, and send them up hot.

## TO MAKE OYSTER PATTIES.

Scald the oysters in their own liquor, strain and take off the beards, mince them down, but not very small; take a tablespoonful of soup, two tablespoonfuls of cream, a little white and Cayenne pepper, a very few crumbs of bread; put them in a saucepan, and give them a boil till they begin to look thick. Fill the patties, and send them up hot.

## APRICOT TART.

Take ripe apricots, open them, take out the stones, break, and take out the kernels; put them and the kernels in a clean pan, with as much pounded lump sugar as you think will be sufficient, sprinkle a little water over them, let them simmer on a slow fire about ten minutes,

turn them out; when cold, line a dish with puff-paste, cut out a belt, lay it aside, put in the apricots, run some nice strings, with a paste runner, bar it neatly, then lay on the belt neatly, edge it, or Vandyke it, glaze the belt with an egg beat up; bake it in a moderate oven.

#### CHERRY TART.

Stone as many cherries as you shall have occasion for; put them in a clean pan, with much pounded lump sugar as will sweeten them, sprinkle a little water on them, let them simmer ten or fifteen minutes, turn them out, let them cool, line a dish with puff-paste, put in the cherries, bar it neatly, glaze with an egg, bake in a moderate oven. Serve it either hot or cold.

#### RASPBERRY TART.

Simmer the raspberries with sugar; no water, for about ten minutes: turn them out to cool; finish the tart like the preceding.

#### GRAPE TART.

Stone the grapes, and simmer them in a little sirup; when cold, line the dish with puff paste, put in the grapes, lay the belt round the edge of the dish, bake it, make a cut top, and lay on it after it comes out of the oven.

## MIXED FRUIT TART.

Take currants, raspberries, and cherries; line a dish with puff paste; put in some currants, then a little sifted sugar, then raspberries, a little more sugar, then the cherries. You may either bar it, or make a cut top of the same paste; glaze with egg; bake of a nice pale brown.

## APPLE TART.

Pare and core as many apples as you shall want; stew them with as much sugar as will sweeten them, with a little water and a bit of fresh butter; when they have fallen to a pulp, drain them a little; when cold, season with either nutmeg, cinnamon, the grate of lemon, or a little marmalade, whichever is most convenient, or to your taste; line a dish with puff paste; bar and finish as the apricot tart.

## APPLE TART WITH A CUSTARD.

Prepare the apples as in the preceding receipt; line a dish with puff paste, lay a belt round the edge of the dish, put in the apples, bake it, and, when cold, make a nice custard and pour on it; serve it up, but no bars on it. You may make any little figures on the custard you fancy, with pounded cinnamon, if you choose.



## CARAMILE OF APPLES.

Take as many French rennets, or any good preserving apples, as required; pare them and cut them in quarters; take out the core; make a strong sirup with lump sugar; put the apples into it, and set them on a slow fire; let them simmer, frequently turning them, till they are perfectly clear, and well preserved; lift them out as whole as you can with a spoon, and lay them on the back of a sieve to drain. Boil half a pound of whole rice, with a little sugar, the peel of a lemon, and a stick of cinnamon; when the rice is tender, take out the peel and cinnamon; drain the rice, then press it into a casserole shape, first well-buttered; set it in a stewpan with some boiling water, and lay a sheet of paper over it; let it steam for ten minutes, be careful no water gets into it; take it out, and, when it is almost cold, turn it upon the table dish; then dip the apples into the sirup, to make them stick, and press them against the outside of the rice, the quarters longwise upward, till the whole rice is covered, excepting two stripes at the corners, at the end, and one at each side; take a pint of good cream, a little sugar, and the juice of one lemon, whip it up, and, as the froth rises, take it off with a spoon, and lay it on the back of a hair sieve to drain; when well drained, fill the spaces betwixt the apples with a little of the lightest of

the cream; put what apples may remain in the inside of the shape, and fill up with the whipped cream; garnish with red sugar to fancy.

## RHUBARB TART.

Take the rhubarb when in season; peel it, cut in pieces about an inch long, slantwise; stew it with a bit of butter in the bottom of the pan, and sugar, to sweeten it; shut it up close on a slow fire; watch it, as it is not long in stewing; put no water to it,—it will throw plenty of juice of itself; when done, turn it out to cool; season as for apples; finish as an apple tart. It is a good substitute for apples, as at that time of the year apples are scarce, and not good.

## PEAR TART.

Peel and quarter them; take out the seeds; stew them in water till better than half done; simmer them in sirup till done, and finish them as an apple tart.

## QUINCE TART.

Peel the quinces, when fully ripe; very thin; quarter them; take out the seeds; boil them in water till tender; they will take a long time; when tender, slice them; simmer in sirup. Finish as the pears.

## PASTE, PIES, AND TARTS.

## PLUMB TART.

If they are the large plumbs, split them, take out the stones; if small ones, or damsons, you must stew them in sirup; when cold, line the dish with puff paste. Bar and finish as usual.

## GREEN GOOSEBERRY TART.

Pick and wash the berries; put them in a stewpan with a bit of butter, as much sugar as will sweeten them, and water, to prevent them from catching; simmer till done; drain them a little, and let them cool; line a dish with puff paste. Bar and finish as formerly directed.

## GOOSEBERRY TART WITH A CUSTARD.

Prepare the berries in the same manner as in the preceding receipt; line a dish, lay a belt round the edge of it; put in the berries; make a nice thick custard; when the tart is cold, pour the custard on it. Serve it up.

## GREEN GOOSEBERRY TART WITH STRAWBERRY JAM.

Prepare the gooseberries as in the preceding receipt; line a dish with puff paste; lay a belt of the same paste round the edge of the dish; put in the berries after sweetening to taste; bake it in a moderate oven of a nice colour; when done, let it stand till almost cold; mix some strawberry jam with good thick cream, pour it over the tart,

and serve it up. This will be found a very nice cooling tart.

## RED CURRANT TART.

Pick as many red currants as you think you shall have occasion for; mix some good raw sugar with them; put them in a clean stewpan; sprinkle a very little water on them; stew them for a little on a slow fire; when cold, line a dish with puff paste, belt it, and put in the fruit; bake in a moderate oven till of a nice pale brown; make a nice open cover to it, or bar it neatly before you put it in the oven.

## PRESERVED APPLE TART.

Pare and core a dozen pippins; cut them into halves, if large, into quarters; clarify a pound of lump sugar; when ready, put in the apples, with some lemon peel, a stick of cinnamon, and two or three cloves; let them simmer slowly an hour; line a dish with puff paste, lay the apples neatly in it; bake in a moderate oven till done. Cover it with a cut paste top.

## TO MAKE ALMOND PUFFS.

Roll a sheet of puff paste, rather thicker than a dollar; wet the edge with a little water; lay in a little sweetmeats of any kind; turn it over in the form of a small book; fasten it neatly round, to keep in the fruit; glaze with white of eggs;

## PASTE, PIES, AND TARTS.

strew some lump sugar and sugarcandy, and some almonds minced, over them. Stick some preserves on them, such as preserved orange peel, cucumbers, or French beans, cut in little dices, so as to vary the colour; bake them in a slow oven, as pale as you can, till the paste is quite done, or they will fall flat, and not look well.

## TO MAKE MELVELLS.

Roll a sheet of puff paste as directed in the preceding receipt; cut it into a piece about eight inches square; glaze it all over with the whites of eggs, well beat up; strew lump sugar and sugarcandy, roughly pounded, all over it; divide it with a knife exactly through the middle, then cut it into strips a little broader than your finger; lay a bit of any preserve in each piece; bake in a slow oven of a pale colour. These make nice dishes either for a second course or supper.

## PASTE KNOTS.

Take puff paste, cut it into small pieces; put in each piece a preserved gooseberry, cherry, or a small quantity of jam; roll them into knots, or any fanciful shape you please; fry them in a pan of dripping of a nice pale brown; dish them with sifted sugar on them.

Bl  
a clo  
put  
paste  
well  
the  
them  
loaf,  
work  
butter  
toget  
begin  
of qu  
three  
and  
bake  
do th

Ta  
sque  
mort  
one  
the y  
have  
poun  
a col  
whol

## TO MAKE CHEESECAKES.

Blanch half a pound of almonds; dry them in a cloth; put them in a marble or stone mortar; put one egg to them, and pound them to a fine paste; put two more eggs to them; work them well; then put in a handful of sifted sugar, and the grate of a good lemon; continue working them; add four ounces of the crumb of a fine loaf, rubbed very fine, then three more eggs; work them well; take eight ounces of sweet butter, cream it, add it to them, and work all together; have puff paste ready before you begin to make up the stuff, and line two dozen of queencake pans with it, then fill them about three parts full; cut some strings of puff paste, and twist it on them in any figure you fancy; bake them in a moderate oven; half an hour will do them.

## TO MAKE CURD CHEESECAKES.

Take about half a pound of cheese curd, well squeezed from the whey; put it into a marble mortar; pound it till it is free from lumps; add one yolk of an egg to it; pound it well, adding the yolk of an egg at sundry times, until you have dropt in four; then put to it a quarter of a pound of the crumbs of a fine loaf, rubbed through a colander, with two more eggs, the grate of a whole lemon, and a glass of brandy; cream eight

## PASTE, PIES, AND TARTS.

ounces of sweet butter in a bowl; stir into it about six ounces of pounded lump sugar; add this, with half the whites of the eggs beat to a froth; beat all together about five minutes; line the pans with puff paste, as in the preceding receipt; bake in a moderate oven.

## TO MAKE POTATO CHEESECAKES.

Take about half a pound of potatoes, new-boiled, put them into a mortar, and bruise them a little; when almost cold, drop in an egg, yolk and white; beat it well, dropping in an egg at intervals, until you have dropt four eggs, beating all the while; then add a quarter of a pound of the crumbs of a fine loaf, rubbed through a colander; add two more eggs; cream six ounces of butter; mix into it six ounces of pounded lump sugar; add it to the mortar; beat all well together; season with grate of lemon; line the pans with puff paste; fill them about three parts full; bake in a moderate oven until of a nice brown colour.

## TO MAKE RICE CHEESECAKE.

Take a quarter of a pound of ground rice, mix it in half a pint (half a mutchkin) of milk, set it on a slow fire, stirring it till it is quite thick; when cold, put it into the mortar, with about a quarter of a pound of bread crumbs; take six eggs, drop the whites on a clean plate, the

yolks in the mortar; beat them well; cream six ounces of butter; mix into it six ounces of pounded sugar; with a knife, beat up the whites to a strong froth; add them to the mortar, with the butter and sugar; season with the grate of a lemon, and, when taken out of the mortar, stir in a handful of clean washed currants; line the pans with puff paste; finish as above.

into it  
; add  
at to a  
s; line  
ceding

es, new  
se them  
egg, yolk  
an egg  
ur eggs,  
rter of a  
, rubbed  
s; cream  
ounces of  
tar; beat  
of lemon;  
em about  
oven until

ound rice,  
) of milk,  
it is quite  
mortar, with  
umbs; take  
a plate, the



## CHAPTER XIII.

### ON PUDDINGS, &c.

#### RATHIA PUDDING.

RUB down a large slice of stale bread; boil a pint (mutchkin) of cream or sweet milk; put the bread into a basin, and pour the milk over it; set a plate upon the top of the basin; pound two ounces of sweet almonds, with two or three bitter ones, and a little cold milk, or cream, till they are quite smooth; mix it with the bread and cream; beat up six eggs till they are quite light; mix that with the bread and almonds; if you do not soak the bread in cream, you must take two ounces of sweet butter and cream; mix it in with the bread and almonds; season with a little beat cinnamon, the grate of a nutmeg, a glass of brandy; butter a tin shape; pour in the ingredients; have a pan of boiling water ready; if the shape has a cover, tie it down with a tape, if not, put a plate over and set a weight upon it, (but take care the water does not get into it;) have

rea  
litt  
an  
the  
ove  
and  
add  
aft  
wi

sue  
wa  
mi  
mu  
pu  
the  
wit  
bre  
wit  
sug  
and  
but  
the  
a t  
tak  
thi  
arti  
can

ready a kettle of boiling water, often adding a little to keep it at the same height, (it will take an hour's boiling;) lay a plate upon the mouth of the kettle, and turn it out; pour a caudle sauce over it. To make thus: take a little sugar and cream, and beat them; beat up the yolk of an egg, and add it to the boiling cream, (but do not let it boil after the egg is put to it;) add a glass of white wine pour it over the pudding, and serve it up hot.

## PLUMB PUDDING.

Mince down three-quarters of a pound of beef suet very fine; take a pound of currants clean washed, and half a pound of raisins stoned and minced; break down a pound of bread, boil as much milk as will soak up the bread and suet; put them into a bowl and pour the milk over them; beat up nine eggs (yolks and whites) with a whisk till they are very light; when the bread and milk is almost cold, mix all together with a quarter of a pound of fine flour, as much sugar, two ounces of orange peel minced small, and a nutmeg grated, two glasses of brandy; butter a shape well that will hold it, pour it into the shape, put on the cover and tie it down with a tape; set it in a pan of boiling water (it will take two hours and a half in boiling.) Observe, this is for a large pudding, but you may take the articles for a small one in proportion; make the caudle sauce as in the above receipt.

## VERMICELLI PUDDING.

Boil a quarter of a pound of vermicelli in a pint of new milk; when dissolved, pass it through a drainer; add two ounces of sweet butter, and three ounces of sugar; mix all well together with the grate of a lemon, beat up six eggs, mix all together; butter a pudding mould thick with cold butter, ornament the bottom with raisins, if you think proper, or let it be plain; put the pudding in, and set it in a steampan; it will take better than an hour to boil; send it up with a wine sauce. You may line a dish with paste, and bake it in the oven, for a change.

## MACARONI PUDDING.

Take six ounces of macaroni, boil it in water, till perfectly tender, on a slow fire; strain the water from it, return it to the pan, with half a pint of milk, and a teacupful of cream; let it simmer on a slow fire till the milk is almost reduced; take care it does not burn; add two ounces of fresh butter, and four ounces of sugar, grate of lemon, or a tablespoonful of marmalade, and a glass of spirits; beat up six eggs, yolks and whites, mix all well together; butter a mould, sprinkle some currants all over the shape, and they will stick to the butter; put in the pudding, steam it for an hour (for sauce); take a gill of cream or milk, boil it with a little sugar, beat up

one egg, and a glass of wine, pour the milk to it, return it to the pan, set it on the fire, stir it till it thickens, turn out the pudding, and pour the sauce round it.

## MARROW PUDDING.

Take half a pound of marrow, or, if you have no marrow, take as much good beef suet minced small; rub down about half a pound of the crumbs of bread, put the marrow and bread into a basin, and pour a pint (mutchkin) of boiling cream or milk over it, cover it with a plate, and let it stand till almost cold; beat up six eggs very light, mix them into it with a small quantity of beat cinnamon, a nutmeg, a spoonful of smooth marmalade, and a quarter of a pound of fine sugar, mix all together with a glass of brandy; butter a shape, and pour it in, (an hour will boil it;) or you may bake it if you choose.

## PLAIN BREAD PUDDING.

Boil a pint (mutchkin) of milk, rub down half a pound of bread, pour the milk over it, cover it; in the mean time, beat up six eggs, and a quarter of a pound of sugar, mix all together, season with a little cinnamon and a glass of brandy. You may bake or boil it, as you choose.

## ORANGE PUDDING.

Soak two butter biscuits into a pint (mutchkin) of cream, with half a pound of marrow, or good beef suet; beat up the yolks of ten eggs, break the bread and marrow well with the back of a spoon; mix in six ounces of sugar, grate the rind of two bitter oranges, a spoonful of smooth marmalade, a little pounded cinnamon and a glass of brandy; mix all together, line a dish with puff paste, pour in the ingredients, and bake it in a moderate oven.

## LEMON PUDDING.

Grate the rind of two good lemons, and put it to steep in a glass of brandy, then four sponge cakes, and steep them in a little milk; beat up the yolks of six eggs, and three of the whites; pound and sift six ounces of loaf sugar, and mix with the eggs, keep beating all the time; then add six ounces of fresh butter first creamed, beat it well till it looks light and white; line the table dish with puff paste, put in the pudding, and bake it in a moderate hot oven.

## WHOLE RICE PUDDING.

Swell a quarter of a pound of whole rice, with a pint (mutchkin) of sweet milk, beat up five eggs, mix all together with a quarter of a pound of sugar and a little cinnamon; butter a dish,

and pour in the ingredients ; you may add a glass of wine or brandy, if you choose ; half an hour will bake it.

## GROUND RICE PUDDING.

Take a quarter of a pound of ground rice, break it with a little cold milk, have a little boiling milk ready, and mix all together ; return it into the pan, to thicken a little, but do not let it boil, stir all the time, mix in a quarter of a pound of sugar, beat up six eggs, leaving out two of the whites, till they are quite light and white. When the rice is almost cold, mix all together, with a glass of wine or brandy ; butter the dish, and pour it in ; about half an hour will bake it.

## MILLET PUDDING.

Soak a teacupful of millet in cold milk, have a pint of boiling milk ready, add it to the millet, put it into a saucepan, and put it on the fire, keep stirring it till it come to the boil ; take it off and let it stand till cold ; beat up four or five eggs, with the grate of a lemon, a little ground cinnamon and sugar, to your taste ; mix all together ; you may either bake or boil it.

## SAGO PUDDING.

Wash well a teacupful, soak it in a pint (mutchkin) of boiling milk, till tender ; beat up five eggs, cream two ounces of butter, season

with a little cinnamon or nutmeg, a glass of white wine, and sweeten to your taste. If the pudding be for a sick person or children, put no butter into it. Butter a dish, and bake it as the rice puddings.

#### LPSWICH PUDDING.

Steep a quarter of a pound of the crumbs of bread in a pint and a half (mutchkin and a half) of cream; then blanch and beat a quarter of a pound of sweet almonds, and two or three bitter, with a little milk or cream to keep them from oiling; beat up the yolks of eight eggs, leaving out the whites of four, mix all together, adding a quarter of a pound of white sugar, cream as much butter, mix all together. Line the bottom of the dish, and pour it into it; half an hour will bake it.

#### NASSAU PUDDING.

Take six eggs, with only two of the whites, four ounces of loaf sugar pounded and sifted, beat them well; then add four ounces of fresh butter, first creamed; beat the whole well; then line a dish with puff paste, which spread over with orange marmalade; then put in the pudding; a short time will bake it.

*Note.* — It should not be put into the oven till about half an hour before dishing time, as it should be sent up hot from the oven.

## CARROT PUDDING.

Crumb some bread, and soak it in a quart (chopin) of boiling milk, pour it into a basin, and lay a plate over it; let it stand till cold, then grate in two or three large carrots, beat up eight eggs, put it in with the other ingredients, with three-quarters of a pound of butter creamed; grate in a little nutmeg, and sweeten it to your taste: line the dish, and pour it into it: bake it the same as the Ipswich pudding.

## APPLE PUDDING.

Take twelve middle sized apples; pare, quarter, and core them, put them into a saucepan, with four or five spoonfuls of water, boil them till they are smooth and thick, then beat them well, stir in a quarter of a pound of butter, half a pound of loaf sugar, the grate of a lemon and the juice of two, a little cinnamon, the yolks of eight eggs beat fine, stir in a gill of good cream; mix all well together; bake it in a moderate oven; when it is near done, throw over it some beat loaf sugar. You may line a dish or shape, and bake it as the other puddings.

## ANOTHER WAY.

Grate down a slice of stale bread, grate six large apples, beat up six eggs, leaving out four of the whites, the grate of a lemon: mix all together,



with sugar to taste, and a glass of brandy, or white wine: line a dish with puff paste, and bake it in a moderate oven: half an hour will bake it.

#### APPLE LOAF, OR CHARLOTTE OF APPLES.

Pare and core a sufficient quantity of apples, cut them into quarters, put them into a stewpan with three ounces of fresh butter, half a pound of fine raw sugar, no water, put them on a slow fire, and let them stew till done; put them in a drainer, that the sirup may run from them; when nearly cold, season them with a tablespoonful of marmalade, and a little cinnamon, butter a pudding mould thick with cold butter, cut thin slices of bread, line the bottom and sides with the bread; then put in the apples, have some grated bread ready, and cover the apples all over; put pieces of butter all round, next the bread; bake it in a moderate oven; about half an hour will do it.

#### CUSTARD PUDDING.

Beat up the yolks of nine eggs; boil a pint and a half (milk and a half) of cream, with six ounces of white sugar; a stick or two of cinnamon cut in with the eggs, with a teaspoonful of salt, strain it through a searce; beat two ounces of blanched almonds, with about six bitter ones, in a mortar, with a little cream, and add it to the butter a dish, and bake it in a slow oven. If you want a boiled custard,

must  
spoon

B  
milk  
with  
milk  
may  
all to  
pour  
boili  
water

T  
into  
spre  
up a  
a pi  
egg  
grad  
with  
pud  
butt  
tabl  
of t  
the  
full  
bak

must leave out the almonds, and add two table-  
spoonfuls of flour, mixed with a little cold cream.

## BATTER PUDDING.

Beat up six eggs; boil a pint (mutchkin) of  
milk; take a little of the cold milk, and mix it  
with half a pound of flour; pour in the boiling  
milk with a quarter of a pound of sugar; you  
may take two ounces of butter, and cream it; mix  
all together with a little salt; butter a shape, and  
pour it into it; cover it up; set it into a pan of  
boiling water, and keep the pan always full of  
water: it will take an hour and a half in boiling.

## BREAD AND BUTTER PUDDING.

Take the inside of two penny loaves; cut them  
into thin slices, as you do for bread and butter;  
spread each piece over with fresh butter; beat  
up seven eggs; leave out four of the whites; boil  
a pint (mutchkin) of cream; mix it in with the  
eggs; have a quarter of a pound of currants  
washed and cleaned; mix on a little cinnamon  
with the milk and eggs; then butter a dish, or  
pudding shape; lay in a row of the bread and  
butter; throw on a few currants, two or three  
tablespoonfuls of the cream and eggs; another row  
of the bread and butter, currants, and a little of  
the cream and eggs; so continue until the dish is  
full; pour the remainder of the cream over it, and  
bake in a moderate oven: it will take an hour.

## TO MAKE A MUFFIN PUDDING.

Butter a pudding mould with cold butter, pretty thick, all over the bottom and sides; take some good raisins, pick them from the stalks, and throw them in hot water to swell; if they are large, stone, and cut them in two or three pieces each; lay them in a chain round the bottom, and form a star in the middle: then form festoons round the sides; if there is sufficient butter, the raisins will easily stick in any figure you may place them; this done, if you have not muffins, French rolls, or a fine French loaf, will answer equally well; cut a slice, about a quarter of an inch thick, to fit the bottom carefully, lay it in not to move the garnish; cut slices the same thickness, and fit them round the sides; fill up the middle with slices of bread, and a few currants betwixt each row, until it is full; sprinkle a glass of brandy over it, and set it in a cool place; make a custard thus: beat up six eggs, leaving out two of the whites; boil a pint and half (mitchkin and half) of sweet milk, with about two ounces of sugar, a few bitter almonds, lemon peel, and a stick of cinnamon; let it stand till almost cold; pour it to the eggs, and mix them together; stir till cold; pour it carefully on the pudding, until the mould is full; it will soak up the custard, therefore add a little more as it sinks: it should stand in a cool place, at least an hour, before it is

boiled  
through  
boil in  
water  
care t  
an ho  
it stan  
the si  
in, an  
lift of  
same  
Make  
very  
wine,  
pour  
a sau

Ta  
poun  
poun  
two  
it as  
flour  
hour  
butte  
give  
serve  
this

boiled, so that the custard may be well soaked through the bread. A steampan is the best to boil it in; if you have not one, a pan of boiling water will do, with a cover on the pudding, taking care the water does not boil into it; it will take an hour boiling; when done, take it out, and let it stand a few minutes, carefully loosen it round the sides, lay on it the dish you are to serve it up in, and turn it over, give it a gentle shake, and lift off the mould; you will find the raisins in the same figure you placed them, if properly managed. Make a sauce thus: beat a little fresh butter very thin, sweeten to taste; add a little white wine, and squeeze of lemon; give it a boil, and pour part round the pudding, send up the rest in a sauceboat.

#### TO MAKE A HUNTER'S PUDDING.

Take half a pound of fine flour, quarter of a pound of beef suet, finely minced, quarter of a pound of cleaned currants, a teaspoonful of salt, two ounces of sugar, add as much warm milk to it as will make it into a light dough, wet and flour a cloth, tie it up, and boil it about two hours; turn it out of the cloth, have a little beat butter, a little sugar, and the squeeze of a lemon, give it a heat on the fire, pour it over it, and serve it up. Observe, there are no eggs used in this pudding.

## CHEESE CURD PUDDING.

Yearn two quarts (one pint) of milk; press, and take all the whey from it; then strain it through a cloth; break it in a mortar; drop in the yolk of an egg; continue working it, and every now and then drop in another egg, until you have in five; rub down a small slice of bread, four ounces of loaf sugar, beat and sifted, cream four ounces of butter, whisk up the whites of the eggs, mix these into the mortar, then put in the butter, and work all together; line a dish with puff paste, pour it into it, put a salt round the edge of the dish, and bake it in a moderate oven.

## SOUFFLE PUDDING.

Take six ounces of fresh butter, put it into a small stewpan; when it froths, add two spoonfuls of flour; take the pan off the fire, and beat the butter and flour till they are well mixed; drop in five yolks of eggs, one by one, constantly beating, with three ounces of fine sugar, half a cup of cream, cinnamon, or grate of nutmeg, a table-spoonful of marmalade, and a glass of spirits; then beat up the five whites to a strong froth, and mix them very gently together; have a frame made with writing paper, and put the contents

into i  
do it,

Te  
when  
half  
toget  
of eg  
spoon  
pepp  
froth  
into  
will t  
are  
and  
cour

M  
eggs  
as m  
mix  
with  
milk  
and  
insid  
plun  
them

into it, not quite full : about twenty minutes will do it, in a moderate oven.

## FONDEAU.

Take six ounces of butter, put it in a stewpan ; when it froths, stir in three spoonfuls of flour, half a pound of grated cheese, stir these well together ; take it off the fire and drop in six yolks of eggs, beating it well together, with a table-spoonful of made mustard, and a little Cayenne pepper ; then beat up the six whites to a strong froth, mix them gently together, and put the stuff into a paper case ; bake it in a moderate oven ; it will take about half an hour. This and the soufflé are seldom required but at a company dinner, and then they remove the games at the sweet course.

## SUET PUDDING.

Mince down half a pound of suet ; beat up five eggs ; boil a pint (mutchkin) of milk ; leave out as much as you think will do to break the flour ; mix up three quarters of a pound of fine flour, with a little of the cold milk ; mix in the boiling milk, suet, and eggs, with a little salt ; wet a cloth, and dust a little flour over it ; lay the cloth in the inside of a basin, and pour it into it. You may plump a quarter of a pound of currants, and put them into it, if you choose ; tie it up, and boil it

in plenty of water. This pudding does best boiled in a cloth.

#### CHESTNUT PUDDING.

Take one pound of fresh chestnuts, scald them, and take off the skins: next, dry them with a cloth: pound them in a mortar, with a very little milk or cream to keep them from oiling; put to them half a pound of sifted loaf sugar; beat up ten eggs, leaving out six of the whites; mix them all together, with a glass of brandy; belt a dish with puff paste, and pour the contents into it: bake it in a moderate oven.

*Note.*— You may make the half of this quantity for a small one.

#### APPLE DUMPLING.

Pare and core a dozen of apples; take a pound of flour, and half as much butter; rub the butter into the flour, till it is all in crumbs, then wet it with a little boiling milk; mix in a little salt; work it up into a paste; take a small piece off it, and roll the rest out into a sheet; wet a cloth, and dredge it over with flour; lay the sheet of paste upon it, then lay on the apples and sugar, with a little cinnamon; roll out the small piece thin, and lay it on the top; wet the under piece round the side, and join it to the other; tie it tight up, and boil it in plenty of water; it will

take  
the p

M  
apple  
the o  
sprea  
edge  
like a  
of wa  
off th  
it wit  
into t  
raspb

Mi  
mix it  
wet it  
the fo  
it will  
send i

Tak  
pour  
cover  
beat u  
mix th

take two hours; always keep plenty of water in the pan.

#### BLACK CURRANT DUMPLING.

Make the paste the same as you do for the apple dumpling, but roll it longer one way than the other; take some black currant jam, and spread it over, but do not let it come near the edge; wet the edges of the paste, and roll it up like a collar; tie it in a cloth, and boil in plenty of water; an hour will boil it. When done, take off the cloth, and cut it crosswise into four; turn it with the cut side uppermost, and lay it neatly into the dish; you may make it of damson jam, raspberry jam, or any other sweetmeat you choose.

#### SUET DUMPLING.

Mince three-quarters of a pound of beef suet; mix it up with a pound of flour, and a little salt; wet it with a little boiling milk; work it up into the form of a pound of butter; tie it in a cloth; it will take an hour and a half to boil. You may send it up whole, or cut it as in the above receipt.

#### A TANSY PUDDING.

Take four sponge biscuits; boil some milk and pour upon them, just sufficient to soak them; cover it with a plate, and let it stand for a little; beat up eight eggs, leaving out four of the whites, mix them up with a quarter of a pound of sugar,



## PUDDINGS, &amp;c.

a glass of spirits, and, just before you put it in the oven, put to it as much juice of tansy as will give it a green colour, and four ounces of fresh butter beat to a cream.

*Note.*— You may either bake or boil this pudding.

TH  
when  
purpo  
cease  
or a l  
boils r

Par  
in slic  
prepar  
out on  
milk o  
then  
flour,  
a little  
pan of

it in  
sy as  
ces of  
s pud-

## CHAPTER XIV.

### ON FRITTERS, &c.

#### RULES TO BE OBSERVED IN FRYING.

THE most particular part in frying is, to know when the dripping is in proper state for that purpose; after it has boiled for a few minutes, and ceased to make a noise, throw in a little parsley or a little batter,—if it swims on the top, and boils rapidly, it has strength to fry any thing.

#### APPLE FRITTERS IN SLICES.

Pare and core six nice apples, and cut them in slices about the thickness of a crown piece; prepare the batter thus: beat up two eggs, leaving out one white, with a little sugar; pour in a little milk or cream; stir in a good handful of flour, then a little more milk, and another handful of flour, till it is a pretty thick batter; season with a little grated lemon and a little brandy; have a pan of boiling dripping ready; take a fork and

## FRITTERS, &amp;c.

dip each piece into the batter, and quickly into the boiling dripping; fry them of a fine brown; when done, lay them on the back of a searce to drain, and keep hot till they are done; dish, and throw sifted sugar over them.

## APPLE FRITTERS WHOLE.

Pare and core as many apples as you want; if the oven be hot, set the apples into little patty-pans, and let them stand till they are quite done; take them out, and prepare the batter as in the former receipt, roll them all over in the batter, and fry them as the former; serve them up hot, with sifted sugar over them.

*Note.*—You may boil the apples, if the oven is not hot, taking care they do not burst; lay them on a plate to cool, throw pounded cinnamon and grated nutmeg over them, and fry in batter as above.

## CURRANT FRITTERS.

Prepare the batter as in the former receipt, wash and clean half a pound of currants, and dry them well, mix with the batter, and fry them by spoonfuls, as the apple fritters.

## SPANISH FRITTERS.

Boil a pint (mutchkin) of milk with a little cinnamon and sugar, leaving out a little of the milk to mix up the flour; take two good handfuls

of fl  
the l  
a hai  
a slo  
care  
it in  
well  
and  
keep  
read  
that  
plun  
then  
batter  
of t  
form  
a dis  
Sift

M  
thre  
milk  
the  
little  
min  
butt  
into  
are  
dish

of flour, and break it with the cold milk; add the boiling milk carefully to it, strain it through a hair searce, and return it into the pan, set it on a slow fire, stir it till it be quite thick, but take care it does not set to the bottom; put a little of it into a mortar, drop in one egg, and work it well; so continue working in a little of the batter, and another egg, until you have got in five, keeping out three whites, have the dripping ready boiling as for the other fritters; be sure that the batter is very thick; have some large plumbs ready, fill a teacup half full of the batter, then put in a plumb, and a little more of the batter on it with a spoon; quickly scoop it out of the cup into the boiling dripping, and it will form itself round; fry as many as you choose for a dish. This makes a neat corner dish at supper. Sift some sugar over them, and serve them up.

## ANOTHER WAY.

Mince half a dozen large apples small, beat up three eggs, mix in a handful of flour, add a little milk and sugar, with a little more flour, and make the batter pretty thick, mix in the apples, with a little cinnamon; you may add a little finely minced suet if you choose; put a little fresh butter into the pan; when it is ready, drop them into the pan, about the size of a flounder, as they are required to be flat, fry them of a fine brown, dish and throw a little sifted sugar over them.

This fritter is quicker made than the others, and answers for a family dinner.

## OYSTER FRITTERS.

Scald and beard half a hundred of the largest oysters; make a batter thus: beat up two eggs, add a cupful of milk, then stir in flour sufficient to make it a thick batter; season with a little salt; run the oysters on thin skewers, a little distance from each other; dip each skewer well in the batter, fry them nicely; dish upon a napkin, and garnish with freed parsley. This makes an excellent substitute for patés, when a change is wished.

## TO MAKE FRENCH PANCAKES.

Take the whites of twelve eggs, and beat them up to a snow, take three of the yolks, and beat them up with a little fine sugar till they are very light, mix in two tablespoonfuls of flour and a glass of brandy, gently mix in the whites with a gill of good thick cream, rub the frying pan with a little butter, and let it melt over the fire; when the frying pan is hot, wipe it out with a dry cloth, pour in a small quantity of the batter, give it a gentle heat, and have the fire clear in the front, hold it to the fire, — it will rise and draw towards it; with a knife loosen it at the upper end of the frying pan, and turn it over; have a hot dish ready, roll it up like a collar, and turn it on to

the dish; have a piece of butter in a cloth, and rub the frying pan each time with it, pouring in a small quantity each time; but observe that they must be of a very pale yellow, and do them as quick as possible; sift sugar over them.

## ENGLISH PANCAKES.

Take six eggs, yolks and whites, drop the yolks into a bowl, and the whites into a plate, beat up the yolks with a little sifted sugar, and mix in a gill of good cream; beat up the whites with a knife, till they are fine and light; add a quarter of a pound of flour to the yolks, mix in the whites, have a good clear fire ready, put a little fresh butter into the frying pan, and, when it froths, pour in a breakfast cupful of the batter, keep shaking the pan for a little; with a knife, loosen it round the sides, give it a shake, turn it over, and give it the same time on the other side; have a hot dish ready, and turn it over. Do the remainder the same way, and throw sifted sugar over them; send them up hot.

## TO MAKE RAMIQUINS.

Take five eggs, leaving out three whites; in the mean time, have half a slice of bread soaked in a teacupful of cream, two ounces of butter, and six ounces of Parmesan or Cheshire cheese, and a teaspoonful of made mustard; beat all these well in a mortar with the bread and cream, make

as many small paper frames as will hold the stuff, pour it into them, not too full, bake them in a moderate oven.

*Note.*—This makes a pretty second course dish.

#### TO MAKE AN OMELET.

Drop eight eggs into a bowl, yolks and whites, beat these up, but not too much, season with white pepper and salt, a teacupful of cream, a shalot, some parsley, a little bacon ham, all shred fine; mix them with the eggs: if you have not an omelet pan, put a good piece of butter into a frying pan; when the butter froths pour in the omelet, and keep moving it over a slow fire till it becomes brown on the under side; hold the other side before the fire to fasten, double it over, and put it on the dish; make a little brown sauce, sharpened with lemon and a glass of wine, pour it under the omelet, and serve it up hot; this will answer to go opposite to the ramiquins at a second course. You may make half that quantity if you choose.

#### TO MAKE A FRENCH OMELET.

Take the yolks of eight eggs, and the whites of four, a little pepper and salt, a very little nutmeg, half a teacupful of cream; beat all together, and add half a large onion, and some parsley minced small; put three ounces of butter into a

fryi  
but  
keep  
the  
surf  
doub  
let  
it to  
it, a

T  
oyst  
nutr  
oyst  
of m  
in th  
the  
till i  
unde  
of a  
unde

T  
basin  
grate  
little  
put a  
pan,

frying pan, set it on a clear fire, and, when the butter froths, put in the eggs and other materials; keep constantly moving till it is all fastened, and the under side is of a nice brown; then hold the surface to the fire till of a nice brown; either double it over, or cut it through the middle, and let one side fold a little over the other, to bring it to fit the dish: pour a little clear gravy under it, and serve it up.

## AN OYSTER OMELET.

Take six eggs, and, when beat up, add the oysters, cleaned from the beards; then add salt, nutmeg, white pepper, and chopt parsley, the oysters also being chopt small; a dessert spoonful of mushroom ketchup; put four ounces of butter in the frying pan, and when the butter froths, pour the whole in, and continue moving it on the fire till it is all fastened, and of a good colour on the under side; then hold the surface to the fire till of a nice yellow brown; dish, pour a little gravy under it, and serve it up hot.

## A SWEET OMELET.

Take seven or eight eggs, beat them in a basin with some sugar, a little cinnamon, and grate of nutmeg, a teacupful of cream, a very little salt, a glass of spirits; mix all well together, put about four ounces of fresh butter in a frying pan, and, when it froths, pour in the omelet; when



it begins to fasten, slip the knife under it to let the soft part run under, continue to do so till all is fastened; when sufficiently brown on the under side, hold the upper side to the fire to take off the raw appearance of the eggs; cut it in two with a fish slice, lift the one half on the dish, spread marmalade or jam on it, then lay on the other half; sift some sugar over it, and send it up.

#### TO MAKE RISSOLES.

Roll out a piece of puff paste, and cut it square, or any form you choose; mince some cold veal or fowl small, with white pepper and salt, a very little cream, and the yolk of a raw egg; give it a gentle heat, but be sure not to overdo it with cream, and, when cold, wet the edge of the paste, and lay a tablespoonful of the mincemeat on it; turn it over, and close it in well; glaze it over with the yolks of eggs; have a pan of boiling dripping, put them in, and fry them of a nice brown; take them out, and lay them on the back of a sieve to drain, and keep hot till they are all done. Dish them neatly, and send them up hot.

#### TO MAKE A PRETTY DISH OF EGGS.

Boil eight eggs in a good quantity of water, boil them quick till they are hard; take them out, and put them in cold water for a few minutes, then carefully take off the shell; cut the white

thro  
open  
Mak  
pint  
of bu  
the y  
salt a  
dish,  
white  
with  
serve

Th  
a ste  
one h  
hand  
break  
or eig  
the t  
out w  
dress  
any  
the s  
hot.

No  
spina  
spoon  
rally

through to the yolk, but do not cut the yolk; open the white and take out the yolks whole. Make a nice white fricassee, thus: take half a pint (half a mutchkin) of good cream, a piece of butter rolled in flour; when it boils, put in the yolks; have a raw egg beat up with a little salt and the grate of nutmeg; and, before you dish, add it to the fricassee. Dish it, cut the whites into ringlets, and lay them round the dish, with a slice of beetroot into each of them, and serve it up.

#### TO POACH EGGS WITH SPINAGE.

Take as many eggs as you think proper; have a stewpan with boiling water, break the eggs one by one as quick as you can, holding your hand as near to the water as you can, to prevent breaking as you drop them in; if you have six or eight, the first will be ready to take out by the time you have dropt the last; take them out with an egg slice; have some spinage ready dressed and dished; lay the eggs, after taking any of the loose part of the whites off, round the spinage, and one on the top: send them up hot.

*Note.*—You may send poached eggs up without spinage for supper, each egg in a silver table-spoon, neatly laid on the dish. These are generally ate with pepper and vinegar.

## CHAPTER XV.

### ON CAKES, &c.

#### TO MAKE A RICH SEED CAKE.

TAKE sixteen ounces of butter; put it into a brown earthen plate; cut the butter in pieces; set it on the fire till it begins to melt a little, then take it off, and stir it till it becomes like a cream; have ready one pound of lump sugar, pounded and sifted; put the sugar to the butter, beat them well together, till they are quite white and light. Then take eighteen eggs, divide the whites from the yolks; put the whites into a clean brass pan, and, with a whisk, beat them up to a strong froth; have ready a pound and a half of flour, sifted and dried before the fire; put the whites to the butter and sugar, and beat them well together; add the flour; mix it well; have ready three pounds of orange peel cut small, half a pound of almonds blanched, and cut through the long way; put these in with an ounce of carraway seeds; mix them all together; butter the

seed-cake prepared as above; fill them about three parts full; strew some selected carraways on the top of them; bake them in a moderate oven; about an hour will do them. Observe, no yolks are used to this cake.

TO MAKE A PLUMB CAKE.


Take a pound and quarter of butter; cream it as above; a pound and half of sifted sugar; beat them well together; take the eighteen yolks that were left in making the seed cake, with the addition of six eggs, yolks and whites, add them to the sugar and butter by degrees; keep beating them all the time, till they are quite light; then have ready two pounds of flour, sifted and dried before the fire, three pounds of currants, clean washed and dried, one pound of orange peel, cut small, half a pound of almonds blanched and cut, two ounces of carraway seeds; stir in the flour, then the currants, orange peel, almonds, and seeds; you may add a nutmeg, or cinnamon, as you choose: butter the pans, and bake them in a moderate oven; an hour and half will do them.


TO MAKE A POUND CAKE.

Take a pound of sifted sugar, and a pound of butter, cream it, and beat them well together; take twelve eggs, yolks and whites, add them to the butter and sugar by degrees, beating them well all the time; have ready a pound of flour,












# MICROCOPY RESOLUTION TEST CHART

(ANSI and ISO TEST CHART No. 2)



1.50

1.56

1.63

1.71

1.80

1.88

1.96

2.04

2.12

2.20

2.29

2.37

2.45

2.54

2.62

2.70

2.79

2.87

2.95

3.04

3.12

3.20

3.29

3.37

3.45

3.54

3.62

3.70

3.79

3.87

3.95

4.04



APPLIED IMAGE Int

1653 East Main Street  
Rochester, New York 14609 USA  
(716) 482 - 0300 - Phone  
(716) 288 - 5989 - Fax

sifted and dried before the fire, two ounces of carraway seeds: when they are well beat and light, stir the flour and seeds well in them; butter the pan, and fill it about three parts full; bake it in a moderate oven; an hour will bake it.

TO MAKE DIET LOAVES.

Take a pound of lump sugar sifted; take eighteen eggs, divide the yolks from the whites; put the whites into a clean brass pan, the yolks into a brown can; add the sugar to the yolks; beat the sugar and the yolks well together, till they are white and light; put in the grate of a whole lemon; have ready a pound of fine flour, sifted and dried before the fire; then beat up the whites in a brass pan, till they are of a strong froth; take a good piece of the whites upon the end of a whisk, and put to the yolks and sugar; stir them together; then put in the flour; stir it carefully together, till it be mixed, but do not beat it; when mixed, put the whole to the whites, in the brass pan, and carefully stir all together, till the whites are well mixed, but do not beat them; then fill the shapes about half full, or rather more; half an hour in a moderate oven will bake them; always beat the whites in a brass pan, as an earthen pan is apt to curdle or oil them.

*Note.*—Sponge cakes are done the same way, only they are put in smaller pans.

## TO MAKE QUEEN CAKES.

Take one pound of butter; cream it; add a pound of lump sugar sifted; beat them well together; then take eighteen eggs, divide the yolks from the whites, put the yolks to the sugar, and butter by degrees; keep beating them all the while; then have ready one pound and a quarter of fine flour, sifted and dried before the fire; then beat up the whites to a strong froth; put the whites to the butter and sugar, then the flour, a few carraway seeds, and half a pound of currants, clean washed and dried; the grate of a lemon; butter the queen cake pans, and fill them three parts full; bake them in a moderate oven, till you see them of a fine pale brown. Turn them out of the pans while they are hot.

## TO MAKE SHREWSBURY CAKES.

Take a pound of sweet butter, cream it; then have double that weight of flour, sifted on a clean table; put a pound of sifted lump sugar to the butter; break three eggs into a bowl, and beat them well together; make a hole in the middle of the flour, and put the whole to it, make it up into a dough; for variety, divide it into three parts, put a handful of clean currants to one, some carraway seeds to another, and half an ounce of powdered cinnamon to the third; by this means you have three different kinds of cakes;

the first we call Derby cakes, the second Shrewsbury cakes, and the third cinnamon cakes; roll them out quite thin, and prickle the paste all over, then cut them out with a small cutter, such as you cut out small tarts with; bake them in a moderately warm oven, and, when you see them of a pale brown, they are done; they turn crisp as they get cold.

#### BRIGHTON BISCUIT.

To one pound of fine flour, rub into it six ounces of fresh butter, beat up two eggs, half a pound of sifted lump sugar, with as much milk as will make a smooth dough, add a few caraway seeds; roll them out pretty thin, prick it all over, and cut them with a cutter any size you think proper; put them in tins, and wash them with milk and egg beat together; bake them in a moderate oven of a fine brown.

#### TO MAKE SUGAR BISCUIT.

Take eighteen eggs, divide the yolks from the whites, add two pounds of lump sugar, pounded and sifted, to the yolks, beat them well together; have ready two pounds of flour, sifted and dried before the fire; beat up the whites to a strong froth, put the whites to the yolks, beat them together; then stir in the flour till it be well mixed, with a handful of caraway seeds, and with a spoon, drop them as round as you can on

gra  
by  
bef  
qui  
the  
as

onl  
dro  
in  
wh

wh  
a w  
spo  
bea  
a b  
put  
mix  
bea  
eig  
siz  
as y  
flat  
flat  
wh

gray paper, about the size of a dollar; glaze them, by sifting pounded sugar on the top of them, before they go into the oven; bake them in a quick oven, and when they are of a light brown they are done; take them off the paper as soon as they come out of the oven.

TO MAKE SAVOY BISCUITS.

Make them the same way as the sugar biscuit, only put half a pound of flour less to them, and drop in long biscuit like your finger; bake them in a quick oven, and take them off the paper when hot.

TO MAKE NASSAU PUFFS.

Take six eggs, divide the yolks from the whites, put the yolks into a large basin, and with a wooden spoon beat them; put to them a table-spoonful of sifted sugar, three spoonfuls of flour, beat them well together; beat up the whites in a brass pan till they are of a very strong froth; put the whites to the yolks, and very carefully mix them together, but take care you do not beat down the whites: then, with a spoon, drop eight of them on a half sheet of paper, about the size of a small teacup, and build them as high as you can; with the rest of the stuff, drop eight flat ones the same size as the other, but quite flat: bake them in a moderately warm oven; when of a very pale brown, inclining to yellow,

they are done, as they are a very light thing. Take them off the papers by slipping a knife under them; then take the flat ones, and spread some raspberry jam, or any other sweetmeats, on the under side of them; take one of the high ones and put upon the jam; then, upon the top of it, stick some spots of red currant jelly, in different parts of it; it has a very pretty appearance, and makes a handsome dish for a second course, or supper dish.

#### ITALIAN PUFFS.

Take three eggs, two tablespoonfuls of flour, half a pint of cream, a little salt, and grate of nutmeg, beat up well together, let it stand two hours after it has been beat up; then butter as many teacups as will hold it, and half fill them; put them in a pretty quick oven, and about half an hour will bake them: they should not be put in the oven till half an hour before they are to be served up, as they should be sent up the moment they come out of the oven. Pour a caudle sauce over them.

#### TO MAKE MARENGOES.

Take one pound of double refined sugar, pounded, and sifted through a silk searce; take the whites of eight eggs; put three into the sugar, the other five into a brass pan; then, with a wooden spoon, beat the sugar for half an hour,

till  
a li  
it w  
wh  
wh  
lift  
be  
the  
the  
son  
dus  
on  
not  
the  
don  
rea  
of  
slip  
san  
Th  
don

in  
mo  
fro  
pas  
sug  
in

till it is smooth, light, and white; you may squeeze a little of the juice of lemon into it; it will make it whiter, but do not overdo it; beat up the five whites very strong, till they will all hang to the whisk; put them to the sugar, and very carefully lift them over and over, till they are mixed; but be sure not to beat down the whites in mixing them; with a spoon; drop them on paper, as near the size and shape of an egg as you can, have some of the same sugar in a piece of muslin, and dust it on them like powder; they must be baked on gray paper, and the paper must be on a board, not on tins; the oven must be very cool, so that they remain as white as possible when they are done; they will take an hour in the oven; when ready, slip a knife under one of them; put a little of any sweetmeats you may have into it; then slip the knife under another of them, as near the same size as you can, and stick them together. This forms the marengo; so do till they are all done.

#### TO MAKE ALMOND BISCUIT.

Blanch one pound of sweet almonds; dry them in a cloth; pound them in a marble or stone mortar, with the white of an egg, to prevent them from oiling; pound them till they are of a smooth paste; have ready two pounds of single refined sugar, pounded and sifted; add it to the almonds in the mortar; then the whites of more eggs to

it, and pound it well together, till it is of a smooth stiff paste; with a squirt, made by the tinsmiths for the purpose, squeeze it through, and twirl it into various shapes, to your fancy; lay them on gray paper, and bake them in a moderate oven, till they are of a pale brown; when they will lift off the paper, they are done; they turn hard as they become cold.

#### MACAROONS.

Take half a pound of sweet almonds, with a few bitter ones among them; pound them in a mortar to a paste, with the white of an egg, to prevent them from oiling; then add one pound of sifted loaf sugar; beat up the whites of five eggs; add them to the almonds, mix them well; drop them on wafer paper, about the size of half a crown, but of an oval shape; have some almonds blanched; mince them, but not too small; strew them over each; bake them on tins, in a slow oven; when cold, divide them, with the paper sticking to the bottom of each.

#### TO MAKE RATAFIA BISCUIT.

Take one pound of bitter almonds, blanch and dry them in a clean cloth; pound them with the white of an egg, to prevent their oiling; have ready two pounds of single refined sugar, pounded and sifted; add this to the almonds, then put more whites of eggs to it, and work it well in the

mor  
dro  
wit  
of a  
abo  
ove  
lift  
befo  
knif  
plac

T  
bow  
it, th  
put  
beat  
the  
stir  
and  
mod  
pap  
on;  
dian  
have  
whil  
done  
fire,  
not  
then



mortar ; it must be of that consistence as just to drop from a spoon ; then take a spoonful, and, with the point of a knife, push a bit off the end of a spoon, on gray paper, as round as you can, about the size of a farthing ; bake them in a slow oven ; when they are of a pale brown, and will lift off the paper, they are done ; let them be cold before you take them off, which do by slipping a knife under them ; they should be kept in a dry place.

#### TO MAKE ROUT CAKES.

Take the yolks of twelve eggs, beat them in a bowl ; take eight ounces of fresh butter ; cream it, then put the eggs to it, and beat them together ; put eight ounces of sifted lump sugar to it, and beat them together ; one ounce of carraway seeds, the grate of a lemon, and twelve ounces of flour ; stir them well together ; put it in a paper frame, and spread it about an inch thick ; bake it in a moderate oven ; when done, and cold, strip off the paper, and ice it all over the side the paper was on ; while the icing is wet, cut the cake into diamonds, or any other shape you please ; then have ready some coloured sugar, touch the edge while wet, and it will take on the sugar. This done, set them at a proper distance before the fire, and they will soon turn hard. Be careful not to put them too near, for fear of discolouring them.

## SAVOY CAKE.

Put into an earthen pan a pound of sifted lump sugar, break into it the yolks of eighteen eggs, dividing the whites from them, which you put into a brass pan; beat the yolks and sugar together constantly for half an hour; then, with a whisk, beat up the whites in the brass pan to a strong snow; take a little of the whites on the end of the whisk, add it to the yolks and sugar, mix them very gently; then add one pound of flour, carefully mix, but do not beat it; when mixed, turn it into the brass pan to the whites, and carefully mix all together.

Take a cake mould, either round or oval; if for the middle of the table, it must be round; butter the mould well with a brush; fill it about three parts full; bake in a slow oven; it will take an hour and a half; turn out whilst hot.

*Note.*—You may ice these cakes, if you choose. See directions to make icing, p. 282.

## TO MAKE BUNS.

For a peck bun, take eight pounds of fine flour; melt two pounds of butter; put the flour into a large earthen plate, make a hole in the middle of the flour, put in the butter, then pour about blood warm, and half a pint (half a mutchkin) of good yeast; and, if it be winter, a little salt; mix it up into a very light dough; set it before

the fire to rise, for about an hour, while you are preparing other things; then have ready eight pounds of clean currants, and four pounds of clean sun raisins; one pound of orange peel, cut small; and half a pound of sweet almonds, blanched, and cut the long way; two ounces of carraway seeds; one ounce of pounded cloves; and one ounce of pounded ginger; throw a handful of flour on a clean table, put the dough on it, take one-third of it, as near as you can, and put it back again into the plate; then spread the other two-thirds of the dough into a large sheet on the table with your hands; lay the whole of the currants and raisins on it; then throw the spices, almonds, and candied orange peel on them; then, with all your strength, work the fruit and dough together, till they are well mixed; divide it into two or three as you please; if into three, divide the dough that you put back into the plate into three; take one of the pieces and roll it into a broad round sheet, and, with a brush, or bunch of feathers, wet the sheet all over; next take one of the pieces of fruit, make it up into a round piece, and lay it in the middle of the sheet of dough; gather it up all round, till you have covered the whole fruit; have a sheet of gray paper, throw a handful of flour on it, turn the bun, the other side uppermost, and lay it on the paper; then neatly press it down till you have it in the form of a cheese; then prick it all over the top. Bake them in

a quick oven: this size will take about an hour; when they come out, wash them over with sugar and water.

#### TO MAKE FINE GINGERBREAD.

Take three pounds of treacle, one pound of butter, melt them together in a clean pan, with one pound of coarse raw sugar; then have ready three pounds of flour in a deep earthen pan, pour the treacle and butter to it; and, with a large wooden spoon, stir it, till you are sure it is well mixed: let it stand all night; stir in a penny-worth of dissolved alum: the next day, throw some flour on a clean table; put the gingerbread dough on it, and have a quarter of a pound of pounded ginger, two ounces of Jamaica pepper, one ounce of carraway seeds, half a pound of candied orange peel, cut small; mix these well into it, with about half a pound more flour; make it up into square cakes: then have a clean tin, with sides to it, butter it, and pack in the cakes; it will take about an hour, in a moderate oven: when it comes out, glaze it over with sugar and water.

#### TO MAKE GINGER NUTS.

Take three pounds of treacle, melt a pound and a half of butter, four pounds of flour; put the flour on a clean table, make a hole in the middle; and put in the treacle, with two pounds

of ra  
six  
Jam  
seed  
ounc  
mak  
ball  
dista  
a qu  
on t  
cool

T  
you  
that  
in th  
raw  
oran  
of ca  
mix  
So re  
about  
it up  
you  
edge  
and  
sma  
mid  
part

of raw sugar; then pour on the hot butter; take six ounces of pounded ginger, two ounces of Jamaica pepper, pounded, two ounces of carraway seeds, six ounces of orange peel, cut small, one ounce of cloves, pounded; put all these to it, and make it up into a dough; then roll it into small balls, butter the tins, and lay them, at a small distance from each other, in rows; bake them in a quick oven; when they will bear your fingers on them, they are done; let them stand till they cool a little, before you take them off the tin.

## TO MAKE SHORTBREAD.

Take one pound of butter, melt it, but be sure you do not let it boil, else it will oil; have double that weight of flour on a clean table; make a hole in the middle of it; put in half a pound of good raw sugar, and a quarter of a pound of candied orange peel, cut very small, and a tablespoonful of carraway seeds: pour the butter on them, and mix it up into a paste, saving a handful of flour to roll it out with; roll it out in square cakes, about three-quarters of an inch thick, and edge it up as much like what you see in the shops as you can. Make some of them round and thin; edge it all round; throw some confected carraway, and some orange peel, cut small, on it; with a small round cutter, stamp it quite through the middle; and, with a knife, divide the outward part into eight pieces. These are what we call

petticoat tails, much used for tea-bread; bake them on gray paper, in a moderate oven, till they are of a fine light brown; take them out, and let them stand till they are cold, before you lift them.

#### TO MAKE ICING FOR CAKES.

Take a pound of triple refined sugar, pound and sift it through a silk searce, put it in a bowl, add the whites of three eggs, and the juice of half a small lemon; beat it with a wooden spoon continually for an hour, till it is of a beautiful white and light substance, so as just to run off the spoon; lift it with the spoon on the top of the cake, spreading it all over,—it will run itself smooth; lift with a knife what runs from it all round the cake, till it has done running; set it at a proper distance from the fire to harden, often turning it; when hard, it is ready; for change, you may, if you choose, make the icing pink, by mixing lake, finely pounded, into the icing whilst beating; this colour you can purchase at any of the laboratories.

*Note.*—This icing answers for a bride's cake that requires icing. You may ornament to fancy.

bake  
l they  
t, and  
ou lift

pound  
bowl,  
ice of  
spoon  
autiful  
off the  
of the  
itself  
it all  
t it at  
often  
ange,  
pink,  
icing  
ase at  
s cake  
fancy.

## CHAPTER XVI.

### ON JELLIES, CREAMS, &c.

#### TO MAKE CALVES'-FEET JELLY.

TAKE four calves' feet, clean them, and scald off the hair; put them in clean cold water, to blanch them, then put them into a pot with clean cold water; let them boil, not too fast, till they are all dissolved from the bones; by this time the liquor will become a jelly. To know if it be strong enough, take a little in a saucer, and set it out to cool; if it be of a firm jelly, it is enough. Strain it through a searce, and let it stand till cold, then carefully take all the fat or oil off it.

Take a Scotch pint (two quarts) of the stock, observing not to take any of the sediment; put it into a clean brass pan; add to that quantity a mutchkin (pint) of good sherry wine, six eggs, the juice of three lemons, sugar to your taste, half an ounce of cinnamon; with a whisk beat all these

well together, set it on the fire, and continue beating till it be almost come to the boil, but be sure you leave off beating before it boils. As soon as you observe it is coming to the boil, lift it off, cover it with a cover or plate, and let it stand a few minutes, till it is fairly broke: next, put it into a flannel bag; throw it up till you see it runs clear; then put it into the shapes or glasses as you choose.

#### TO MAKE BLANCMANGE.

Take one ounce of isinglass; put it into a clean pan; with a mutchkin (pint) of milk; let it simmer till it be quite dissolved, stirring it all the time, else it will set to the bottom of the pan; add one ounce of bitter almonds bruised, sugar to your taste, a little cinnamon, the paring of a lemon, and a mutchkin (pint) of good cream; let them boil a few minutes; strain it through a silk searce or muslin cloth; stir it till it be almost cold, then put it into the shape. Observe to keep a little back at the bottom of the bowl, for fear of the sediment.

#### TO MAKE ORANGE JELLY.

Take twelve sweet or China oranges, and three large bitter or Seville oranges; grate the Seville; then take the juice of both, with the gratings, put it into a clean pan, with three quarters of a pound of lump sugar, one ounce of

isin  
stir  
thro  
hav  
into  
wel  
feet

7  
and  
of i  
a ha  
of l  
diss  
to i  
ther  
do n  
jell  
and

F  
crea  
juic  
a pe  
put  
bea  
whi  
hair



isinglass; let it simmer over a slow fire, constantly stirring it till the isinglass is dissolved; strain it through a piece of muslin or a silk searce, if you have one; next stir it till it is almost cold, put it into any shape you choose; let it stand till it is well fastened, and turn it out as you do calves' feet jelly. Garnish with sliced oranges.

#### TO MAKE A CLEAR ORANGE JELLY.

Take the juice of fourteen good sweet oranges, and two lemons, dissolve an ounce and a quarter of isinglass in a mutchkin and a half (pint and a half) of water, add three quarters of a pound of loaf sugar to the isinglass; when the sugar is dissolved, take it off the fire, and add the juice to it; in squeezing the oranges, do not squeeze them too much, for fear of thickening the juice; do not put it on the fire, but run it through a jelly bag or tammy cloth; put it in a jelly mould, and, when cold, turn it out.

#### TO MAKE ITALIAN CHEESE.

Have ready a chopin (quart) of rich thick cream, take a large earthen pan, squeeze the juice of four good sized lemons into it, with half a pound of lump sugar pounded and sifted; then put in the cream, and with a whisk continue beating it till it is quite thick, and hangs to the whisk; put it into the cheese shape, or a small hair searce will do, by putting a fine muslin cloth

in the inside of it; let it stand to drain all night, and turn it out a quarter of an hour before it is wanted; garnish with sweetmeats to your fancy.

#### TO MAKE CUSTARDS.

Take three pints (three mutchkins) of good cream or milk, sugar to your taste, the yolks of twelve eggs, an ounce of sweet almonds, half an ounce of bitter almonds, blanched and pounded in a mortar till they are quite smooth; put in a little milk with them, to keep them from oiling; boil up the cream with the sugar, almonds, and a piece of cinnamon; beat up the yolks with a whisk, then add the cream to them, run all through a clean searce, then put it into the pan again, and stir it over a moderate fire till it thickens; but be sure not to let it come to the boil, else it will curdle; put it into cups or small glasses, or a large glass if you please. Garnish it on the top with a little beat cinnamon.

#### TO MAKE A TRIFLE.

Take a chopin (a quart) of good thick cream, with a little pounded lump sugar; whisk it up with a whisk; as the froth rises, lay it with a spoon on the back of a searce, to drain; continue to do so, till you think you have as much as will build on the trifle dish. Cut some diet loaf, lay it in the dish or glass, some ratafia biscuit, some pounded sugar over it; pour on half a pint (half

a m  
you  
drain  
you

T  
berri  
them  
scald  
with  
the  
when  
butte  
and  
thick  
bowl

T  
berri  
them  
scald  
searc  
the p  
when  
stir i  
cinna

a mutchkin) of white wine, and you may add, if you please, any kind of preserves. When well drained, lay on the cream, and build it as high as you can. Garnish it with coloured nonpareils.

TO MAKE GOOSEBERRY FOOL.

Take two quarts (two chopins) of green gooseberries, put to them as much water as will cover them; put them on a slow fire till they are scalded to a pulp; work them through a searce with the back of a spoon; to a quart (chopin) of the pulp, take six yolks of eggs well beat, and when the pulp is hot, put in an ounce of fresh butter; sweeten it to your taste, put in the eggs, and stir them over a gentle fire till they grow thick; then pour it into a trifle dish, or china bowl, and, when cold, serve it up.

ANOTHER WAY.

Take two quarts (two chopins) of green gooseberries, put to them as much water as will cover them; put them on a slow fire till they are scalded to a pulp; work them through a hair searce with the back of a spoon; to a quart of the pulp, take a pint (mutchkin) of good cream, when the pulp is cold, put the cream to it, and stir it well; sweeten it to your taste; add a little cinnamon or nutmeg; serve it up in a trifle dish.

## TO MAKE HARTSHORN JELLY.

Boil three quarters of a pound of hartshorn shavings in three quarts (three chopins) of water, over a slow fire till it becomes a jelly; this you will know by taking a little out in a saucer to cool; strain it, let it stand till cold. With this stock make it as you do calves' feet jelly.

## TO MAKE ICE CREAM.

Take two chopins (quarts) of cream, one pound of strawberry or raspberry jam, mix all together, and work it through a hair searce with the back of a spoon; have the freezer very clean, break the ice as small as eggs, put a little in the bottom of a stable bucket, then set the freezer in, put some ice round the freezer, throw a handful of salt on it, then more rice, then salt, till the bucket is full; take off the cover, with your hand, twirl round the freezer, and, as it freezes to the side, scrape it off into the middle, till it be all in a frozen state; when done, fill the moulds, or keep it in the freezer till it is wanted, and serve up in jelly glasses; if you put it into moulds, you must return it into the ice, and cover it all over; when wanted, put the mould in milk warm water, and turn it out on the dish. Observe, the freezers and moulds are to be had at the pewterer's.

## APPLE JELLY IN SHAPES.

Take a dozen of good green apples, pare and core them, stew them in a chopin (quart) of water to a pulp, put them in a searce, and let them drain without pressing; dissolve an ounce of isinglass in water; strain it to the apple juice; squeeze in the juice of a lemon or two, sugar to taste; then strain the whole through a muslin cloth; let it stand till almost cold, then put as much into a jelly shape as will cover the bottom; let it stand till fastened; lay a beading of preserved cranberries or barberries round the shape; then carefully put in as much jelly as will cover them without moving them; when that is fastened, fill up the shape with the rest of the jelly, as cold as it will run.

## RUM JELLY.

Dissolve an ounce of isinglass in as much water as will fill the jelly shape, with the juice of two good lemons, half a pound of lump sugar; when the isinglass is quite dissolved, strain it through a muslin cloth; add to it two glasses of rum, and one of white wine; when almost cold, put it into the jelly shape.

## MOCK ICE CREAM.

Take one ounce of isinglass, a quart (chopin) of new milk, dissolve it on a slow fire, stirring all

the time, till it is perfectly dissolved; take it off, add a pint of good cream; by this time it will be cold enough to receive the fruit; take four spoonfuls of raspberry or strawberry jam, mix and pass it through a searce, then through a lawn searce, pound a little lake in a teacup, till very fine powder, put a few drops of water to it, fill up the cup with milk, stir it, and add as much to the mock ice as will bring it to the colour you wish it, passing it through a piece of muslin; stir with a spoon till it is quite cold, or the isinglass will settle to the bottom; pour it into any jelly mould you please, keeping back the sediment, let it stand till the next day; half an hour before dinner, loosen the sides all round the shape, turn it on the dish, give it a shake, and it will come out without warm water, as warm water takes off the beautiful gloss.

#### ANOTHER WAY.

Dissolve an ounce of isinglass in a pint (mutchkin) of milk, boil a beetroot, squeeze as much of the juice of it into the milk and isinglass as will make it of a fine pink colour, sweeten it to taste, strain it, and let it stand till cold; in the mean time, take three or four tablespoonfuls of raspberry or strawberry jam, mix it into a teacupful of milk, pass it through a hair searce; then take a pint (mutchkin) of good cream, and with a whisk beat it for about five minutes; then mix

in the isinglass, cream, and fruit, beat all together till it becomes of a thick substance, put it into a jelly mould, let it stand all night; when you turn it out, loosen it round the edge, and it will turn out without warm water.

#### A CHARLOTTE OF CREAM.

Dissolve half an ounce of isinglass in a little new milk, then make a custard thus : take a mutchkin (pint) of good cream, bring the cream to the boil, with six ounces of loaf sugar, half an ounce of bitter, and an ounce of sweet almonds, first pounded, the parings of a lemon, then beat up the yolks of ten eggs, pour the cream to them, and stir them, return them to the pan, set them on the fire, and continue stirring till they thicken, but do not let it boil, or it will curdle; take it off, and add the isinglass to it, pass it through a searce; when almost cold, put it into a flat jelly shape, a melon shape is the most proper; when you turn it out, lay finger, or savoy biscuits round it.

#### SOUFFLE OF APPLES AND CUSTARD.

Preserve six or eight pippins, butter a small baking dish, take six eggs, leaving four of the whites; boil a pint (mutchkin) of sweet milk, with a little sugar, cinnamon, and the rind of a lemon; beat up the eggs, and strain the boiling milk to them; stir them together; put it in the baking dish, and bake it in a moderately heated

oven; lay the preserved apples in the dish you mean to go to the table, and turn the soufflé upon it; beat up the four whites you kept out, to a strong snow, put them over the soufflé till they cover the whole; sift lump sugar over all; put it into the oven for a little, but do not let it be brown; then garnish it with red currant jelly, or any preserves you may have, to your fancy.

## SILLABUBS.

Take a pint (mutchkin,) more or less, according to the quantity of sillabubs wanted, of good cream, add a little pounded lump sugar, whisk it up to a froth, take it off with a spoon as it rises, and lay it on the back of a searce to drain; continue beating and taking off, till you have a sufficient quantity; in the mean time fill your glasses about one-third of any kind, or different kinds, of jam, and a little white wine in each; when the cream is well drained, fill them up with it, building them above the glass, and garnish them with coloured sugar to fancy.

## SPANISH CREAM.

Dissolve an ounce of isinglass in a pint (mutchkin) of milk on a slow fire, stirring all the time, a little sugar, and the paring of half a lemon, let it simmer till the isinglass is dissolved; add a pint (mutchkin) of good sweet cream; beat up the yolks of six eggs very well, strain the



cream to the eggs, and stir it continually till almost cold, pour it gently into the mould, keeping back the sediment; the next day turn it out as directed for mock ice cream.

## ORANGE CREAM.

Dissolve an ounce of isinglass in a pint (mutchkin) of water, and about six ounces of sugar, rubbing the sugar on the rind of the oranges before you put it in; in the mean time, squeeze the juice of four or five good sweet oranges through a searce to keep back the seeds; strain the isinglass to the orange juice, stir till it cools a little; add half a pint (half a mutchkin) of good thick cream; and the yolks of four eggs, beat well; stir till cold, and put it into the mould; turn it out as directed for mock ice cream.

*Note.*— You may make the above cream with lemons, for change; this will be called lemon cream.

## ORANGE SPONGE.

Take one ounce and a quarter of isinglass, dissolve it in a mutchkin and a half (pint and a half) of water; when quite dissolved, add three quarters of a pound of loaf sugar; when the sugar is dissolved, strain it; have the juice of ten sweet oranges and two bitter ones; if bitter ones are not in season, take two lemons; strain this juice to the isinglass and sugar; stir it frequently till

it is cold, and begins to go together in a jelly state; then take a whisk, and beat it up till it becomes as white as a cream, put it in a jelly mould, and turn it out when wanted as you do other creams.

A CUSTARD IN IMITATION OF A HEDGEHOG.

Make a nice almond custard, thus: take two ounces of sweet, and six bitter almonds, blanch dry, and pound them in a mortar, with a table-spoonful of milk to keep them from oiling, take them out and mix a pint and a half (mutchkin and a half) of cream or milk, part of both with the almonds; beat up the yolks of eight, and the whites of four eggs; sweeten the cream and almonds to taste; strain the cream to the eggs, stir it a little; if you have not a hedgehog shape, you may take a tin melon shape with a cover, butter it well with a brush, pour in the ingredients; if you have a steam, boil it in it; if not, take a pan with boiling water, set a colander on top of it, and set the shape in it; lay a cover over to keep in the steam; it will be done in about an hour; when done, turn it out on the dish you mean to serve it up in. When cold, blanch some Jordan almonds, split them, and then cut them in narrow bits lengthwise; dip one end into the white of an egg beat up; dip the same end into coloured sugar, and the sugar will stick to it; set them on end on the custard in

roy  
till  
N  
prop  
the  
flat  
the  
of w  
jelly  
sent


T  
with  
half  
the  
to t  
put i  
then  
toget  
want  
a tea  
spoo  
yolk  
it on  
when  
all o  
jelly

rows, some dipt in red and some in green sugar, till the custard be full.

*Note.*—This makes a very handsome dish if properly done; and for change, you may omit the almonds, and have clear calf-foot jelly in a flat table dish; just heat the dish a little, and turn the jelly upon the custard; garnish with spoonfuls of whipt cream round it, and a dot of red currant jelly on the top of each spoonful of cream. If sent up this way, it must be cold.

#### A RICE CUSTARD TO TURN OUT.

Take two ounces of ground rice, mix it up with a little cold milk, have a mutchkin and a half (pint and a half) of sweet milk boiling, pour the milk to the rice, with sugar to taste, return it to the pan, and keep stirring it till it thickens; put it into a basin, and let it stand till nearly cold; then drop in the yolks of two eggs, stir it well together; butter a mould and put it in; when wanted, turn it out; make a custard thus: take a teacupful of cream, a little sugar, a dessert-spoonful of rice; stir these together with the yolks of two eggs, and a glass of white wine; set it on the fire till it thickens as other custards; when ready to serve, pour it over, then stick it all over with almonds, and ticks of red currant jelly.



## LEMON CREAM.

Take a quart (chopin) of good thick cream, pounded lump sugar, the juice of two lemons, and the grate of one; work it with a whisk in a large earthen pan, till it becomes of a thick consistence; let it stand for an hour; then carefully lift off the top of it with a tea-saucer, leaving the whey at the bottom; fill your dish neatly; garnish with any nice preserves you think proper.

## RASPBERRY CREAM.

Take a quart (chopin) of sweet cream, two ounces of pounded lump sugar, whisk it, and, as the froth rises, take it off, and lay it on the back of a searce to drain; then take the cream that was left in the vessel you whipt it in, and the cream that has drained through the searce, mix in half a pound of raspberry jam; pass it through a searce, pressing it through with a spoon; whisk it as strong as you can, taking it off as it rises; put this into the dish you mean to serve it in; as you take it off, lay the other on the top of it; and garnish with coloured nonpareils to your taste.

## TO MAKE A RICH TRIFLE WITH A CUSTARD.

Lay a quarter of a pound of ratafia biscuit, and a little diet loaf cut, in the bottom of the trifle dish, some sifted lump sugar on it, sprinkle

half a pint (half a mutchkin) of white wine over it; make a rich custard, and pour over the cake; whip up as much cream, and drain it well; when the custard is cold, build the whipt cream neatly on it; garnish with ratafia biscuits neatly set on their edge round the trifle dish; you may stick a sprig of myrtle on the top, or any thing you think will have a good effect.

#### SNOW BALLS OF EGGS.

Boil a quart (chopin) of sweet cream, with a piece of cinnamon, a little lump sugar, lemon peel, and salt; boil it until it is reduced to nearly one half, then take out the lemon peel and cinnamon, break eight eggs, keeping the yolks and whites separate, beat the whites to a strong froth or snow; put this to the cream whilst boiling, with a spoon about the size of a walnut, turning them until they fasten, but do not drop too many at a time; take them out as done, and drain them, lay them on the dish, then mix the yolks with the cream, stirring it over the fire, without boiling, or it will curdle; let it stand until cold, stirring it frequently; serve it upon the snow balls.

#### SNOW BALLS WITH APPLES.

Pare and core six large handsome apples, set them into patty pans, and roast them in the oven until done; then take them out, and let them stand until cold; make an icing as for cakes;

set the apples on one end on a piece of paper, sprinkle a little beat cinnamon over them, then cover them all over with the icing separately; let them stand before the fire, frequently turning them till the icing is hard; dish and garnish them with any preserves, or dish them on green leaves, garnished with flowers.

**TO MAKE A HANDSOME DISH OF CREAM.**

In the first place, make a good custard, pour it into a trifle dish; in the mean time, whip some cream, and drain some on the back of a searce; then colour the rest of a pink with the powder of lake; whip it, and lay it by the side of the white to drain, but have the greatest quantity white; build the white on the trifle dish, raise it high in the middle, then lay the pink in spoonfuls neatly round the outside, with small spoonfuls across from one side to the other, crossing it again, so as to divide it in four quarters; lay a thin slice of preserved cucumbers on the white part of each quarter. This makes a very handsome dish for the middle at dinner, if in a round trifle dish; or for any part of the table, for a ball supper, in an oval one.

**TO MAKE ARTIFICIAL FRUIT.**

Dissolve an ounce of isinglass in a pint and half (mutchkin and half) of water, six ounces of double refined sugar, squeeze in the juice of three

lem  
it;  
and  
stra  
with  
two  
out  
it t  
wit  
will  
beg  
red  
the  
put  
you  
as  
yell  
to  
of,  
wis  
bet  
the  
do  
F  
the  
lay  
wa  
it n  
alre  
dip

lemons; when the isinglass is dissolved, strain it; colour some of it with red currant jelly and a little ground lake, which makes it a pink, strain it through a muslin cloth; colour some with yolks of eggs, this will be yellow; boil two handfuls of spinage, squeeze all the water out of it, put it into a thin muslin cloth, press it to extract the green juice out of it, mix it with the remainder of the dissolved isinglass; this will make a good green; when almost cold, and beginning to jelly, mix a little of the green and red together in a peach mould, or, if you have them not, you may take an egg cup or wine glass; put all yellow on one side, let it stand till cold; you must endeavour to make them resemble fruit as much as you can; else you may make them all yellow, and paint them after they are turned out, to resemble a peach; these you may make diables of, by cutting leaves to resemble the fruit you wish, and neatly placing them round the dish and betwixt the fruit. If you wish to put any of these fruits into clear calves' foot jelly, you must do it as follows:

Fill the jelly shape about two or three inches up, then let it stand till it be cold and well fastened; lay in the fruit neatly, with the nicest side downwards; fill up the mould with jelly, but observe it must be as cold as not to melt the fruit or jelly already in the mould; when cold and well fastened, dip the mould in warm water, and turn it out on



the dish you intend to serve it in; if the jelly is nice and clear, it will have a very pretty effect.

*Note.*— You may make a hen's nest, by blowing four eggs at one end, and filling them with white blancmange, and laying them in the jelly shape as above directed, with artificial straws laid above them, made of the rind of lemons cut into straws; this has a very good effect, if neatly done.

#### SPANISH FLUMMERY.

Take a quarter of a pound of whole rice, put it into a clean pan, with three pints (mutchkins) of cold water, let it boil till the water is reduced to one pint (mutchkin), pass it through a hair searce, put the liquor into a clean pan, with half an ounce of isinglass previously dissolved in water, six ounces of sugar, the juice and rind of two bitter oranges; if not to be had, the same quantity of lemons; set it on a slow fire until it comes to the boil, have the yolks of three eggs beat up, strain it to the eggs, stirring all the time; let it stand till almost cold, add half a pint (half a mutchkin) of good cream, stir well: when cold, turn out as usual.

#### A VERMICELLI CUSTARD.

Take a mutchkin of sweet milk, four ounces of loaf sugar, three ounces of vermicelli, the paring of one lemon; boil all together till the vermicelli is dissolved; have the whites of four

egg  
egg  
fire  
mou  
clot  
thus  
juic  
whe  
garn  
pres

P  
them  
take  
read  
they  
them  
them  
jelly  
the  
cold  
in b  
botto  
upon  
N  
of re  
prett

eggs beat up, take out the lemon peel, add the eggs to it, stir it well together, put it on the fire; pass it through a searce, put it into a jelly mould, first buttered and then wiped off with a cloth; when cold, turn it out; make a wine sauce thus: take a glass of wine, a little sugar, the juice of a lemon, beat it till the sugar is dissolved; when ready to dish, pour the sauce over it; garnish the top of it with red currant jelly or green preserves, or both, to fancy.

#### APPLES IN CALVES' FOOT JELLY.

Pare and core six middling sized pippins; boil them in water very slowly till about half done; take them out; have as much clarified sugar ready as will do them; let them simmer in it till they look clear, and the sugar has penetrated into them; dish them with a little of the sirup round them; when cold, have some clear calves' foot jelly run in the bottom of a dish, the exact size the apples are dished in; let the jelly be quite cold, turn it upon the apples, dip a clean towel in boiling water, wring it dry, lay it on the bottom of the dish, and the jelly will drop off upon the apples.

*Note.*— Before you lay on the jelly, lay a bit of red currant jelly on each apple; it has a very pretty effect.

TO MAKE COLOURED SUGAR (NONPAREILS) FOR  
GARNISHING CREAMS.

When you are pounding lump sugar, sift it through a hair searce; you must then have another searce, which is a degree coarser; put what sugar is left in the searce into the coarser one, and what will sift through it is the nonpareils; when you have as many as you want of these, which you may save from time to time, take one half of it and put it into a bowl; take a little of the powder of lake, and stir it dry into it; dip your hand in cold water, and sprinkle amongst the sugar in the bowl, stir it about till you have completely damped it, but not too wet; lay it on a sheet of paper before the fire, often stirring it as it dries, to make it separate: when dry, it is ready, and of a nice pink colour.

*Note.*— You make the green nonpareils the same way, by taking the other half of the sugar, putting as much of the powder of mineral green into it, and observing the same rules; these you will find of a beautiful green when dry: with these two colours, you may garnish any creams or cakes you please.

TO MAKE CHANTILLAS OR RATAFIA BASKETS.

Have a pound of ratafia biscuit, quite hard and crisp, for, if soft, they will not do; if for one

basket, boil down a pound of sugar to barley sugar height, as directed for making barley sugar (p. 308); draw the pan to the side of the fire, to keep warm, but not to boil; have a table set near you, with the ratafia drops ready, take any dish, round or oval, dip a ratafia biscuit into the sugar, quickly set it on its edge on the edge of the dish, and in a moment it will be fast; take another, dip that side in the sugar next the dish, and that side next the other biscuit, so that it fastens both to the dish and biscuit, continue all round the dish till you meet, choosing a proper sized biscuit to finish with; this done, begin another height, setting the biscuits exactly on each other, till you come round again, and so on till you are three stories round; look for the centre of the dish, and throw over an arch, two biscuits broad, this forms the handle of the basket; this done, have a nice trifle ready, the cake ready soaked in wine and sugar, the cream ready whipt and drained on the back of a searce; put in the cake first carefully, and be sure not to touch the biscuit, then carefully with a spoon lift in the whipt cream, and build it handsomely; strew a little coloured sugar over it. With a little practice, you might build a chantilla, after you are come three heights of biscuits; set up six pillars, of two biscuits broad, at equal distances, as high as you think you can with safety, then throw over an arch, with single

s) FOR

sift it  
another  
t what  
er one,  
pareils;  
f these,  
ake one  
little of  
it; dip  
amongst  
ou have  
lay it on  
irring it  
dry, it is

reils the  
e sugar,  
al green  
hese you  
ry: with  
y creams

SKETS.

hard and  
f for one

biscuits, from each of these pillars, terminating at the centre. When done, set a handsome motto figure on the dome of the temple, and one between each pillar; but observe to fill in the trifle, before you set on the figures, which are done by dipping the figure in the barley sugar. This is much easier taught than described, and depends much on the person who executes it.

#### TO MAKE AN EGG CHEESE.

Beat up ten eggs, leaving out six whites; boil a pint of milk, and half a pint of cream, with three ounces of sugar, some lemon peel, and a stick of cinnamon; when it boils, pour it to the eggs; return it to the pan, and set it on the fire, with a gill of white wine, and the squeeze of half a lemon; stir it till it breaks, take out the cinnamon and peel; put a thin muslin cloth into an Italian cheese shape; let it cool a little, and put it into the shape; let it stand to drain all night: the next day, turn it out on the dish, and carefully take off the muslin: make a sauce thus: take two tablespoonfuls of water, the squeeze of half a lemon, and some sugar: boil these for a few minutes, with a glass of white wine, and pour round it.

#### MILK PUNCH.

Take two quarts of new milk, boil it with one pound of lump sugar; take the juice of six lemons,

the same of bitter oranges, and one bottle of rum :  
add them to the milk, stir them together ; put it  
into a large jug, cover it, and let it stand before  
the fire till it breaks ; then run it through a jelly  
bag, turning it up till it runs clear, and when  
cold, bottle and cork it up.

es ; boil  
n, with  
, and a  
t to the  
the fire,  
eeze of  
out the  
loth into  
tle, and  
rain all  
hish, and  
ce thus :  
queeze of  
ese for a  
ine, and

with one  
x lemons,

## CHAPTER XVII.

### TO MAKE TABLETS.

#### TO CLARIFY SUGAR.

If eight pounds weight, break it into small pieces; take a clean brass pan, put into it two quarts (two chopins) of clean water, drop in the white of two eggs; beat them well up with a whisk till it froths, put in the sugar, set it on the fire, and stir it all the time, till you see it coming to the boil, then leave off stirring; as soon as it begins to boil, draw it to one side of the fire, so that it boils on one side of the pan, let it boil about ten minutes, and, as you take it off, pour into it, just where it boils, a teacupful of cold water; take it off, and let it stand about five minutes; take off the scum, set it on the fire again, and let it boil on one side, taking the scum off as it rises, and you will find it will be as clear as amber; this method serves for every thing clarified sugar is wanted for. For sixteen pounds of sugar take the whites of two eggs, and so on in proportion; but, if you have less than eight pounds

to clarify, it will always require one white of an egg. You may clarify raw sugar the same way.

## GINGER TABLET.

Clarify the sugar, as directed for barley sugar (p. 308,) and boil it down, but not so high as for barley sugar; to know when it is candy high, dip the end of a spoon in cold water, then in the boiling sugar, and when it hangs to the spoon, ropy, take it off the fire; to two pounds of sugar, have half an ounce of the whitest ginger you can get, pounded and sifted, put it in the sugar and stir it, rubbing it well, and breaking all the knots with the back of the spoon against the side of the pan; when done, have the marble slab rubbed over with butter, pour it on it, and let it stand till quite cold, then score it into dice for ornament, but not too deep, cut it into square cakes, and lay it by in boxes.

## CINNAMON TABLET.

Clarify the sugar, and boil it as above; observe the same rules as for ginger tablet, using the same quantity of pounded cassia in the place of ginger; when cold, put it into cakes, and put it up in boxes for use.

## PEPPERMINT TABLET.

For this tablet, observe the same rules for boiling the sugar, and, when candy high, take it



## TABLETS.

off. For two pounds of sugar, allow a teaspoonful of the oil of peppermint, give the pan a shake, and pour it on the slab; score and cut it into small cakes, and lay it by.

## LEMON TABLET.

This tablet is made the same way, only use a teaspoonful of the essence of lemon, in place of the oil of peppermint.

## TRANSPARENT PEPPERMINT DROPS.

Take a pound of the best triple refined sugar, pound and sift it through a silk searce, put as much water to it as will wet the sugar, but be sure you do not overdo it with water; about a teaspoonful of the oil of peppermint, stir it well into it. You should have a copper ladle, with a small spout, fill the ladle better than half full, hold it over a charcoal or clear fire, till it boils for a minute or two, then, with the end of a stick that will fit the spout, push off the drops on clean sheet tins; when cold, they will easily come off.

## TO MAKE BARLEY SUGAR.

Take two pounds of lump sugar, break it in small pieces, take a clean brass pan, put in a pint (mutchkin) of water, drop in the white of an egg, and whisk it well, put in the sugar, put it on the fire, and, when melted, bring it to the boil; as soon as it boils, draw it to one side, to make it

boil  
per  
it d  
slab  
kno  
the  
boil  
if th  
off,  
is e  
of t  
mar  
pain  
ther  
as c  
cut  
plac

boil on one side of the pan; skim it till it be perfectly clarified, then set it on the fire, and boil it down quick; in the mean time have a marble slab ready, rub it over with a piece of butter; to know when the sugar is at a proper height, dip the end of a spoon in cold water, then into the boiling sugar, and quickly into the cold water, if the sugar has gathered round the spoon, slip it off, and if it be hard, and crimps in your teeth, it is enough; take it off, and drop six or eight drops of the essence of lemon into it, pour it on the marble slab, and before it gets too cold, with a pair of large scissors, cut it into long sticks, roll them on the slab, and lay them to cool; this do as quickly as possible, as it will get too cold for cutting; when done, keep it in a box, or in some place from the air, and it will keep a long time.

onful  
shake,  
t into

use a  
lace of

sugar,  
put as  
but be  
about a  
it well  
with a  
lf full,  
oils for  
a stick  
n clean  
ome off.

ak it in  
n a pint  
an egg,  
t on the  
boil; as  
make it



## CHAPTER XVIII.

### ON PRESERVING.

#### TO PRESERVE LARGE GREEN CUCUMBERS.

MAKE a pickle of cold salt and water, strong enough to make an egg swim, put them into it, let them lie in it twenty-four hours; take them out, and put them in cold fresh water, in a deep earthen jar; set them by the side of the fire, so as to make the water better than blood warm, turning the jar sometimes; let them remain in it till they have lost all their colour; take a clean brass pan that will hold them, pour as much vinegar and water (an equal quantity of each) over them as will cover them, lay on them five or six green savoy blades, set them on a moderate fire, with a cover on them, and a weight to keep them under the vinegar; when they come to the boil, look at them, and push down any of them that may be above the vinegar; let them boil slowly till they are all of a fine green; take them out, lay them on a sieve to drain; then take a penknife, and cut a

small piece out of the hollow or worst side of the cucumber, and scoop out the seed; stuff them with lemon peel, some whole ginger, a few cloves, cinnamon, and sliced nutmeg; put on the piece you cut out, and tie it fast on with a thread; do them all the same way, taking care to keep the same pieces to each cucumber you cut out (for each large cucumber, allow one pound of lump sugar); take a clean brass pan, put in half a mutchkin (half a pint) of water to each pound of sugar; drop into the water the whites of two eggs, whisk the eggs and water well together; then break down the sugar, and put it into the water; set it on the fire, stir till you see it coming to the boil, when it begins to boil, draw it to one side, so that it may boil on one side of the pan; let it boil a quarter of an hour, take it off, and let it stand five minutes; take off the scum, set it on again, always let it boil on one side of the pan, skim it till it is quite clear; lay the cucumbers in a jar that will hold them lying their full length, and pour the boiling sugar over them; cover them over with three or four folds of a cloth; let them stand two or three days, pour off the sugar, and boil it up again; pour it hot on them again; in three or four days, put the sugar and cucumbers all together in the pan, and bring them to the boil; let them boil about ten minutes, take out the cucumbers, put them in the jar, let the sugar boil till candy height, then pour it on, and

RS.

strong  
into it,  
re them  
a deep  
re, so as  
turning  
till they  
rass pan  
gar and  
them as  
x green  
e, with a  
m under  
l, look at  
t may be  
till they  
y them on  
and cut a

cover them up; this you may repeat in about eight days, and by that time, the cucumbers will be preserved; but always take care they are covered with sirup. Observe, when the cucumbers begin to lose their colour at any time, boil up the sugar, and pour it on hot; this will recover them. They will stand more heat than any other preserve, being of a strong substance.

#### TO PRESERVE CUCUMBERS IN SLICES.

Observe the same rules; take the large ones free from seeds.

#### TO PRESERVE THE GREEN GASCON GOOSEBERRY.

Take what berries you think proper, take the eye off, but not the stalk; make a slit on one side, and take out the seeds, throw them in water as you do them; let them stand two or three days, till they have lost their colour; if they ferment, no matter; take a brass pan, cover the bottom with savoy blades; put in the berries, with as much fresh water as will cover them, and some more green blades on the top, set them on the fire; scald them, but not to boil; take them off, and let them stand till cold; repeat this scalding, sometimes changing the blades till they are green; then clarify as much sugar as will make a thin sirup to cover them, pour the sugar boiling hot over them, let them stand two days; pour off the sugar, boil it up, and pour it on them

again; repeat this three times, by this time it will require fresh sugar; clarify as much sugar as will cover them, boil it pretty strong, drain them from the former sugar, put them into the pan and give them a gentle boil; when cold, put them in a jar.

#### TO PRESERVE JARGONELLE PEARS.

Take them when almost ripe, pare them neatly, and throw them into cold water; as you do them, put on a brass pan with plenty of water; put in the pears, let them boil till they feel a little soft, then have their weight of sugar clarified, put them into it, and let them boil for a few minutes; take them off, let them stand till almost cold, then put them into an earthen jar, and pour the sirup upon them; let them remain for two days, pour the sirup from them, boil it up, and pour it hot upon them; continue to do so four or five times,—by that time they will require fresh sugar; you will therefore clarify fresh sugar, boil it pretty strong, and pour it upon them; this will require to be done two or three times more with the pears in it, boiling the sugar strong; by this time they will be preserved; pot them.

#### TO PRESERVE QUINCES WHOLE.

Take the quinces when fully ripe; with a sharp knife pare them very thin, and as smooth as you can, not to be in ribs; with a penknife, take

a round piece out of the eye, pretty deep, so that you can pick out all the seeds; throw them into cold water as you do them, to prevent them from turning of a dark colour; when they are all done, set them on the fire, and bring them to the boil; let them simmer till quite tender; they will take a good while; in the mean time take as much good lump or single refined sugar, as will, when clarified, cover them; put them in a jar, and pour the sirup on them; cover them up; in three days, pour the sirup off them, and boil it to candy height; throw the quinces into it, and let them simmer in the sirup about ten minutes; put them in the jar again, and pour the sirup over them; repeat this in about eight days after, and by that time the fruit will be preserved. Cover the fruit with vine leaves, and lay a small plate on them to keep them under the sirup, else they will discolour if the air comes to touch them. This is a very fine preserve, if done properly. When the quinces are all used, take care of the sirup, as a wine glassful of it will flavour an apple pie.

#### TO PRESERVE LARGE WINTER PEARS.

Prepare them the same way as the quinces: then boil them till tender; take them out of the water they were boiled in, and take as much of the water as will little more than cover the bottom of a small brass pan; take threepence



worth of cochineal, pound it well in a mortar; put it in a piece of linen rag, and colour the water with it, till it is all washed out of the rag; put in the pears, and set them on a slow fire to simmer, turning them often, till they are of a fine colour; have as much clarified sirup ready as you think will cover them; put this sirup to the pears, not taking out the coloured water; let them all simmer together for about ten minutes; put them in a jar: pour the sirup over them; lay on some vine leaves, and then a small plate, to keep them under the sirup; in about four days after, boil up the sirup again; repeat this in about eight days after, boiling up the sirup to candy height, and the fruit will be preserved. This makes a very good preserve; you may add a little port wine and cloves, if you please.

## TO PRESERVE APPLES.

Take the Gogar pippin, or any apple you think will stand preserving; pare it neatly, and take out the core: have the sirup ready, but give them a gentle boil in fair water first, till they are quite hot through; be sure they do not burst, then put them in the sirup, and let them simmer till they are quite done, and look clear; take them up; and, when cold, send them to table, with a little of the sirup poured round them in the dish, and a clove or two stuck on the top of

each of them. You may, for change, colour them the same way as the pears.

TO PRESERVE ORANGES WHOLE.

Take as many of the largest and finest coloured bitter oranges as you choose; wash them in cold water, and dry them with a coarse clean cloth; with an orange cutter, carve the oranges through the yellow rind (but take care you do not cut too deep) into leaves, or any ornamental figures you fancy; as you do them, throw them into clean water; then have a large pan of water; put them in, and boil them till tender; take them out; lay them on the back of a sieve to drain; take a penknife, cut a round piece out of the eye, large enough to let in a teaspoon; scoop out all the seeds and fibrous part; when done, have as much lump or single refined sugar clarified, as you think will cover them; put them into the sirup, and push them over the head, with the hole uppermost, so that they may all be filled with sirup; let them simmer slowly for half an hour; then take them out, and pack them in a large jar with their holes uppermost, and pour the sirup on them: in about eight days, give them another boil in the sirup for about ten minutes; take them out, but let the sirup boil ten minutes longer; put them in the jar, as before directed: repeat this twice more; the last time, boil the sugar to

candy height. Observe, in all preserves, that the sirup covers the fruit, as oranges will keep for years after being preserved in this manner, and improve in keeping; but, at any time, if you think they are losing their colour, give them a gentle heat in their sirup, and it will recover them.

#### TO PRESERVE PEACHES AND NECTARINES.

Take the finest peaches you can get, fully ripe; have a pan of boiling water; throw three or four at a time into it; and when you find the skin will peel off, take it neatly off, and throw them into cold water as you do them, till the whole are done; take their weight of single refined sugar; clarify, take it off, and let it stand till very nearly cold; put in the fruit, and gently toss them over and over with a spoon, till the sirup is quite cold; carefully lift them out one by one, and put them into a strait mouthed jar, that as few may come to the top as possible; pour the sirup over, lay vine leaves on them, and something on the leaves to keep them under the sirup; next day, gently pour off the sirup, and boil it about a quarter of an hour; let it stand till almost cold, and pour it over them again. Repeat this every day for three times more; the last time, boil the sirup to candy height. Put the fruit into wide mouthed bottles, as full as they will hold, without squeezing them;

then fill them with sirup within two inches of the top; fill the remainder up with brandy, and cork them up.

#### TO PRESERVE APRICOTS.

Skin them as you do the peaches; take their weight of single refined sugar; clarify it, put the fruit into it, let them simmer two or three minutes; take them off, and let them stand in the sirup till cold; carefully put them into a narrow mouthed jar, and pour the sirup over them: let them stand two days, then carefully slip them out on the back of a searce, and let the sirup drain from them; boil it about a quarter of an hour; let it stand till almost cold; put the fruit into the jar, and pour it over them; repeat this another time; it will then be proper, in two or three days, to drain the fruit from the sirup; clarify fresh sirup, and boil it to candy height; when almost cold, pour it on them in strait mouthed jars, with vine leaves on the top, and well tied down with bladders and leathers, otherwise the sirup they are preserved in, would ferment, and spoil the fruit; but you can make use of the first sirup, by making apricot jam of it, with the worst of the apricots: by this means, you come to no loss, and the fruit will keep.

T  
perfo  
thro  
a pr  
on a  
then  
care  
will  
and  
ther  
frui  
take  
and  
let  
beg  
and  
rep  
into  
the  
the  
pa

## TO PRESERVE GREEN GAGES.

Take them before they are quite ripe, but perfectly green, prickle them with a needle, throw them into cold water as you do them; have a preserving pan of boiling water ready; throw on a little American ashes, then the fruit; let them simmer on a stove, but not to boil fast; take care you do not let them remain too long, or they will burst; take them carefully out with a spoon, and put them into a jar of cold water as you lift them out; dissolve a little alum, add it to the fruit, let them stand two or three days to firm; take them out, put them into a weak sirup, and give them a gentle boil; take them off, and let them remain for a week, or till you see them begin to ferment; drain the sirup from them, and clarify a fresh one; put the fruit into it, and repeat this process till they are green; put them into jars, and cover them with strong sirup; when they are cold, tie them up.

*Note.*—Apricots, whilst green, may be done the same way.

TO PRESERVE THE LARGE YELLOW OR RED  
MAGNUM PLUMS.

Observe the same rules as for apricots. (See page 318.)

## TO PRESERVE CHERRIES.

Take the finest full ripe morella cherries, as many as you choose, stone them; clarify their own weight of single refined sugar; throw some currant jelly into the sirup: this will preserve the colour: put in the fruit, let them simmer for a quarter of an hour; then take it off, pour them into a searce carefully, put them into a jar; and, when the sirup is almost cold, pour it over them; in about two or three days, pour the sirup off them, and boil it up again; repeat this every two or three days, till they give over fermenting, and the fruit will be preserved, and keep.

TO PRESERVE CHERRIES, WITH THEIR STALKS  
AND LEAVES GREEN.

Take as many of the fine bunches of morella cherries, taken off the tree with their leaves on, as you choose, slit them on one side with a needle; have as much single refined sugar, ready clarified, as you think will cover them: in the first place, have some vinegar boiling in a brass pan, dip the stalks and leaves five or six times into it, till you have dipped them all, laying them as you do them on the back of a sieve; when done, set the clarified sugar on the fire, and, when it boils, dip the cherries into it, in the same way you dipped the leaves in the vinegar, but do not let the stalks

or leaves go into the sirup; do this till they are all done; go through them, in the same way, twice more, put them neatly into a narrow-mouthed jar: in the mean time, boil up the sugar a little, take it off, and let it stand till almost cold, and pour it over them; pour off the sirup in two or three days, and boil it up again; let it stand till cold, and pour it on them. Repeat this every two or three days, till they have done fermenting.

#### TO PRESERVE LARGE STRAWBERRIES.

Take their weight of sugar, clarify it; take the smallest of the strawberries, and extract the juice from them; put this into the sirup, let it boil a quarter of an hour; in the mean time, take off the husks of your strawberries, throw them into the sirup, let them simmer a few minutes, take them off and let them stand till half cold; put them into a wide earthen pan, so that they may swim and not be crowded; in two days, strain the sirup from them through a hair searce; boil it up again when half cold, pour it on them again: repeat this three or four times every two or three days; strain this sirup from them, put them up in red currant-jelly, and use the sirup they were preserved in, for any kind of jam you may make. By this means, you come to no loss, and the strawberries will keep any length of time; the red currant jelly penetrates through them, and gives them a fine colour. I would

advise these to be put up in small jelly pots, of such a size as you would use at one time; dip the pot into hot water, and they will turn out; gently break them down, and they make a nice dish.

#### TO PRESERVE BARBERRIES.

Pick the nicest and ripest barberries you can in bunches; clarify their weight in sugar; take the worst of the barberries, and such as are loose, from the stalks; put them into the sirup, and let them boil in it till you have got all the colour out of them, and the sirup is pretty strong; then strain the sirup, and squeeze all the juice from the barberries you can; pot the fine bunches just as they are; let the sirup be almost cold, and pour it over them; if you find it gets thin, or begins to ferment, pour it off, and boil it up again. Be sure always to keep the fruit under the sirup; vine leaves are the best things to lay on them, and add something to keep them down.

#### TO PRESERVE DAMSONS, MUCH ADMIR'D FOR TARTS.

Take the damsons; clarify their weight of sugar; pick out the worst of them, and throw them into it; let it boil till it is almost to a jelly; put in the best of the fruit, and let the whole boil till it is jellied, which you will know, by trying a little in a saucer set in cold water; when ready, pot them up in jelly pots: the next morning, tie



them over with writing paper, (as gray paper or tea paper admits the air;) if they are done this way, they will keep for years in a dry place, and give you no trouble; the way of doing them in an oven is very well for present use, but will not keep long.

#### TO MAKE BARBERRY JAM.

Pick the barberries from the stalks; weigh them, and clarify their weight of lump sugar, then pick the worst of the barberries out, and throw them into the sugar; let them boil fifteen minutes; then put in the rest, and boil them till jellied, which you will know by trying a little in a saucer set in cold water; when ready, pot it; the next morning tie it up.

#### RASPBERRY JAM.

Clarify their weight of lump sugar; take off the scum, and put in the fruit; boil till jellied, which you may know by trying a little on a saucer set in cold water.

#### STRAWBERRY JAM.

Observe the same rules as for raspberry.

#### RED CURRANT JAM.

Pick the currants from the stalks, clarify their weight of lump sugar. Observe the same rules as for raspberry.



## PRESERVING.

## CRANBERRY JAM.

Observe the same rules as for red currants.

## APRICOT JAM.

Take the apricots fully ripe, stone them; clarify their weight of sugar; put in the fruit, and boil it till it is jellied. Pot it up, and the next morning tie it over with writing paper.

## GOOSEBERRY JAM.

Pick the gooseberries at both ends; clarify their weight of sugar; when ready, put in the fruit, and boil it till jellied; when cold, tie it up.

## TO MAKE ORANGE MARMALADE.

Take as many bitter oranges as you think proper; take the same weight of lump sugar; clarify it to be in readiness; grate just the yellow rind off them all; then, with a sharp knife, cut the skin just through, into four quarters, strip off the skin from the inside, and with a sharp knife shave off the white inside of the peel, throw that away, and cut the other part into very thin chips: when they are all chipt, put them on the fire, with as much cold water as will cover them, let them boil till quite tender; in the mean time, extract the juice through a sieve, to keep back the seeds, then throw the chips into a searce to drain; set on the sugar, and, when it comes to

boil, put in the juice and chips, and, when it has boiled about ten minutes, put in the gratings, and let all boil very quick, till it be jellied, observing the same rules to know when ready as for jams. It is a mistaken notion to boil any of these preserves by time, as the fruit is sometimes richer than at others, or the fire is sometimes stronger than at others: the truest way is, when you observe it to begin to spit or spirt, try it in a saucer. Observe, in making all jams or marmalades, to keep stirring it all over the bottom, or it will set to the bottom of the pan, and spoil the colour, as well as prevent it from jellying. Pot it as you do other jams.

#### TO MAKE QUINCE MARMALADE.

Take the quinces when fully ripe, and of a beautiful yellow, pare, quarter, and core them, then boil them in fair water till tender; take them out, and take their weight of lump sugar; clarify it in the same water they were boiled in; when ready, break the quinces well with the back of a wooden spoon; put them in the sirup, and boil them till jellied. When cold, pot and tie them up.

#### TO MAKE RED CURRANT JELLY.

Take as many red currants as you think proper; strip them from the stalks; put them in a clean brass pan; throw a pound of pounded lump sugar

over them; sprinkle a pint (mutchkin) of water over them; let them simmer over a slow fire for half an hour, till they throw out their juice; take them off, and pass the juice through a hair searce, then through a cloth, to keep back the sediment, and squeeze the currants that remain in the searce through the same cloth; when done, measure the juice, and to every pint (mutchkin) clarify a pound of lump or single refined sugar; let it boil pretty strong; put in the juice, and boil all together till jellied. Pot it, and, when cold, tie it up as follows: cut some writing paper the size of the pot, dip it in spirits, and lay it on the jelly, then tie it over with the same kind of paper.

A NEW AND IMPROVED WAY OF MAKING RED  
CURRANT JELLY.

In the first place, pick as many red currants from the stalks as you think proper; put them into a clean brass pan, but no water; set them on the fire; stir until they give out their juice, and become as hot as you can bear your hand in; take them off, and pass what juice you can through a hair searce, the remainder squeeze through a clean cloth; wash the cloth, and pass the whole of the juice through it a second time; measure it, and to every pint (mutchkin) take a pound of single refined sugar well broken in small pieces; wash the brass pan clean; put in the

sugar, and pour the juice on it; set it on the fire; stir until the sugar is all dissolved, then discontinue stirring; let it come to the boil; as soon as you see it begin to boil, draw it to one side, so that it boils on one side of the pan; take off the scum as quick as possible; you ought not to be more than a minute and a half in taking off the scum, as it must, by no means, be suffered to boil more than two minutes; take it off the fire and put it; the next morning you will find it completely jellied; tie it up as usual.

*Note.*—By following this method, you will never err, in over or under boiling, as is often the case in the usual way of making jelly; it will be found to retain a much higher flavour of the fruit, save much time, and, in making twelve pounds weight, you will save two pounds of jelly; it will keep twelve months without candying on the top, as is frequently the case when over boiled.

#### TO MAKE BLACK CURRANT JELLY.

Take as many black currants as you think proper; pick them; put them into a brass pan, and as much water as will prevent them from setting to the bottom; put them on the fire, and, before they come to the boil, break them as well as you can with the back of a wooden spoon; then take them off, run them through a hair scarce, and take the currants that remain in the

searce, a few at a time, and squeeze all the juice out of them; when done, measure the juice, and to every pint (mutchkin) clarify a pound of lump sugar; when ready, put the juice to it, and boil till jellied; when cold, tie it up as you do the red jelly.

TO MAKE WHITE CURRANT JELLY.

Get the finest and whitest currants you can; pick them from the stalks; put them into a clean brass pan, without water; bruise them a little, and pass what juice you can through a searce; squeeze the remainder through a cloth; measure the juice, and to every pint (mutchkin) take a pound of double refined sugar, well broken in pieces; put it in the pan, and pour the juice on it; set it on the fire; stir till the sugar is all dissolved; let it come to the boil; as soon as you see it begins to boil, draw it to one side of the fire, so that it boils on one side of the pan; take off the scum as quick as you can; you ought not to be more than a minute and a half in taking off the scum, as it, by no means, ought to be more than two minutes at the boil; take it off the fire, and pot it; the next morning you will find it completely jellied; tie it up with writing paper, as common paper admits the air; if properly managed, you will find this jelly white, and not of a reddish cast, as is the case in general.

T  
the s  
clari  
read  
jam,  
siev  
up t  
This  
seed  
the  
tabl

F  
curr  
bras  
with  
put  
is a  
off,  
sear  
clot  
pas  
mer  
tak  
sm  
and  
all

## ANOTHER WAY.

Take as many as you choose; pick them off the stalks, and, to every pound weight of currants, clarify a pound of single refined sugar: when ready, put the currants in, and boil them, as for jam, till jellied; strain the juice through a hair sieve, not pressing it or forcing it too much; put up the jelly, and, when cold, tie it up as above. This jelly, by boiling it in this manner with the seeds, gives it a fine champaign colour, betwixt the red and white, and makes a fine variety at table; use what remains in the searce for tarts.

## CHAMPAIGN JELLY.

Pick six pints of white, and one pint of red, currants from the stalks; put them in a clean brass pan; set them on the fire; break them well with the hand, to make them give out their juice; put no water in, let it remain on the fire, until it is as hot as you can bear your hand in it; take it off, and pass what juice you can through a hair searce; squeeze the remainder through a clean cloth; wash the cloth in clean cold water, and pass the whole of the juice a second time through; measure the juice, and to every pint (mutchkin) take a pound of single refined sugar, broken in small pieces; wash the pan, put in the sugar, and pour the juice on it; stir until the sugar is all dissolved on a moderate fire; then discontinue



## PRESERVING.

stirring, bring it to the boil, draw it to one side, so that it boils on one side of the pan; take off the scum as quickly as possible, whilst boiling, as it by no means must be suffered to boil more than two minutes; take it off and pot it, the next morning you will find it completely jellied; when cold, paper and tie it up as usual. By adding more or less red currants to the white, you may vary the colour to your fancy, and will make a variety at table.

## CRANBERRY JELLY.

Drain the cranberries from the water; strain them through a cloth; and to one pint (mutchkin) of juice, clarify one pound and a half of lump sugar; add it to the juice, and boil till jellied.

## ANOTHER WAY.

Clarify the sugar, a pound and a half to every pound of berries; put in the cranberries whole; boil till wholly dissolved; then strain the liquor, and boil it till jellied; the remains will make a jam for common purposes.

## TO MAKE BARBERRY JELLY.

Observe the same rules.

## TO MAKE APPLE JELLY.

Take a pound and a half of green apples, pare and cut them in quarters, put them on the fire

with  
boil  
is re  
a fin  
poun  
add  
it or  
you  
befo  
jelly  
out

F  
full  
the  
both  
mo  
and  
seal  
the  
to f  
in t

clip  
bur  
cor  
the

with two quarts (two chopins) of water, let them boil on a slow fire about half an hour, or until it is reduced to one quart (chopin;) pass it through a fine hair searce; break three quarters of a pound of single refined sugar into small pieces, add it to the juice, the juice of two lemons, set it on a slow fire, and boil about fifteen minutes; you may boil the rind of the lemons in the apples before straining; to give it the flavour. Put the jelly into any shape you choose; when cold, turn out as calves' foot jelly.

#### TO BOTTLE GOOSEBERRIES.

Pick the gooseberries in dry weather, when full grown, but quite hard; the crystal berry is the hardest and best for keeping; clip them at both ends with scissors, and bottle them in wide mouthed bottles for the purpose; cork them, and seal them, by dipping the bottle into melted sealing wax; after it is hard, which it will be by the time you have done the whole, dip them again to fill any of the open pores that generally occur in the first dipping; keep them in a cool place.

#### TO BOTTLE CURRANTS.

Gather red currants in dry weather, fully ripe; clip them off with scissors, taking care not to burst them; bottle them in wide mouthed bottles; cork and seal them as the gooseberries, and keep them in a cool place.

## TO BOTTLE CRANBERRIES.

Pick them when dry, and not too ripe; bottle them in wide mouthed bottles as the currants.

*Note.*—The Russian cranberries come to this country in casks and fresh water; if a sufficient quantity could be gathered, there is no doubt of their keeping here in the same way, all the year over; at any rate, they may be made into jam, being gathered when fully ripe in dry weather; make them into jam the same way as red currants, allowing a pound of sugar to a pound of cranberries. There is not a better jam, and it is a beautiful colour for garnishing any kind of creams.

## TO PRESERVE A MELON IN QUARTERS.

Take a fine large melon when ripe, cut it in quarters, pare it neatly, and take out the seeds and all the soft pulp; put them in cold water as you do them; when done, boil them slowly in water until tender, but not too soft; have as much clarified lump sugar ready as you think will cover them; take them out of the water, and drain them on the back of a sarse; pack them neatly in a stone jar, and pour the sirup boiling hot on them; lay a small plate or saucer on them, and a weight on it to keep them under the sirup; let them remain in it three days, then pour the sirup off, and boil it up until it is stronger; let it stand until almost cold, and pour it on them as before;

repe  
days  
almo  
keep  
with  
shou  
poun  
the  
not  
clar  
of th  
is th  
ther

T  
that  
exp  
in s  
and  
the  
bot  
qua  
sav  
pla  
unt  
the  
one  
our

repeat the boiling of the sirup in about eight days, boiling the sirup very strong; let it be almost cold, and pour it on them; be sure to keep them covered with the sirup; tie them up with bladder and leather. If, at any time, you should observe any kind of preserves ferment, pour off the sirup, and boil it up till stronger, as the juice of the fruit will reduce it. If there is not as much as will cover them, add a little more clarified sugar, and it will recover them; for want of this precaution, preserves frequently spoil; it is therefore requisite you should frequently untie them, and see what state they are in.

#### TO PRESERVE MELONS GREEN.

Take them before they are quite ripe, and at that season of the year when they have been exposed a good deal to the open air; lay them in salt and water two days, then take them out, and lay them in fresh water a day and night; then green them as follows:—

Take a clean brass pan, lay savoy blades in the bottom; put in the melons, cover them with equal quantities of vinegar and water, cover them with savoy blades; set them on a slow fire, or carron plate, bring them to the boil, and let them simmer until they are quite green; take them off, drain them; with a penknife cut a round piece out of one of the ends, and, with a dessert spoon, scoop out all the seeds and soft pulp; clarify as much

## PRESERVING.

lump sugar as will cover them; pour it boiling hot on the melons; put in the parings of two or three lemons, sliced ginger and cloves; keep them under the sirup for four or five days, then pour it off them, and boil it up again; let it stand till almost cold, and pour it on them; repeat this twice more, allowing about eight days betwixt each time; the last time, boil the sirup rather stronger: tie them up with bladder and leather.

## TO MAKE GOOSEBERRY CHEESE.

Take as many jam gooseberries as you think proper, pick them; when done, take a sieve or riddle, such as is used for cleaning wheat; take a handful or two of the berries at a time, and press and rub all the juice and pulp through that you can; add a pint of red currants; when all is done, measure the pulp, and, to every pint, (mutchkin) break a pint of single refined sugar small, add it to the pulp, and boil it about twenty minutes, until it becomes a strong jelly; put it in small cups, or any small fancy moulds you can meet with; when cold, paper and tie it up; when used, turn one or two of these cheeses on a small dessert dish; it both looks and eats well, and makes a variety in a dessert.

To  
half  
set o  
put i  
bloo  
side  
it in,  
cask  
in su  
fill t  
hole  
dust  
usin  
and  
vine  
me,

boiling  
two or  
keep  
then  
stand  
at this  
etwixt  
rather  
rather.

I think  
ieve or  
t; take  
nd press  
hat you  
is done,  
utchkin)  
ll, add it  
minutes,  
in small  
can meet  
p; when  
on a small  
well, and

## CHAPTER XIX.

### ON PICKLING, &c.

#### TO MAKE VINEGAR.

To every gallon of water take a pound and a half of coarse raw sugar : mix them well together ; set on the fire and boil it ; skim it well as it rises ; put it into a clean tub ; and when it is about blood warm, toast a piece of bread well on both sides ; dip it in good thick yeast (barm ;) throw it in, and let it work for twenty-four hours ; have a cask, clean and sweet, placed near the kitchen fire, in such a situation as not to be moved or shaken ; fill the cask ; lay a piece of cloth on the bung-hole, and a piece of slate on that to keep out the dust : make it in August, and it will be fit for using in June following ; draw it off into bottles, and filter the grounds. For pickles use this vinegar in preference to any, or, for the table use, you will find it a very good vinegar.

## ANOTHER WAY TO MAKE VINEGAR.

Make the vinegar in March or April: to an eighteen gallon cask put seventeen gallons of soft water and seventeen pounds of coarse sugar into your brewing copper; when it begins to boil, skim off the scum as it rises, then lade it into one of the tubs, and let it stand till it be milk warm; toast a good slice of bread, rub both sides over with yeast, and put it into the liquor; cover it with a cloth, and let it remain a night and a day; then take the yeast clean off, and place the cask on a stand, with a tile, or a sheet of lead on the bung hole, in a warm situation, where it will get the benefit of the sun. The best way is to give it in charge to the gardener, and he will place it in a proper situation, where it will not be disturbed. Observe, the cask must be well iron-bound and painted; this will make it last a great deal longer. You must not draw it off before July or August; but you may tap it a month before you draw it off, and take out a quart or two to taste, and put it in again; it will help to fine it.

## TO PICKLE CUCUMBERS.

Take the small gherkins, and wash them in cold water, to take off the sand; make a pickle of salt and cold water, that will carry an egg; put in the cucumbers, and let them remain in it

two days; set them at the side of the fire, and they will take two days more before they lose their colour; when you see they are turned quite yellow, take a clean pan, lay in a blade or two at the bottom, — savoy blades are the best, — then put in the cucumbers; cover them with half vinegar, half water, and a handful of salt; lay four or five savoy blades over them; lay on a plate and a weight on it, to keep them under; set them on a brisk fire; when they boil, draw the pan to one side; by this time they will begin to green; take off the plate, and, if they are not all green, let them remain at the same heat, and, in a quarter of an hour, they will be quite green; lay them on the back of a sieve to drain; dry them with a cloth, and put them in a clean dry jar; throw over them a handful of whole white pepper; boil some ginger, and cut it in slices; you may put in a little Cayenne pepper, to give it a heat, or, if you have capsicums, put them in; clean the pan well, and boil as much good vinegar as you think will cover them; pour it on boiling hot; cover them with a cloth three or four doubles over the jar, and lay a plate or board on it; let them stand till cold, and put them in bottles or pickle jars; if you have not enough of vinegar, boil a little more; when cold, fill up the bottles, cork and seal them, or tie them up with bladders and leather.

to an  
ons of  
sugar  
to boil,  
it into  
e milk  
b both  
liquor;  
a night  
off, and  
a sheet  
situation,  
n. The  
gardener,  
n, where  
cask must  
will make  
not draw  
may tap it  
take out a  
in; it will  
  
them in cold  
ickle of salt  
egg; put  
remain in it



*Note.*— It is better to keep the pickles in small bottles than in large jars, as, every time you open them, it reduces the strength of the vinegar, by letting in the air.

#### TO PICKLE FRENCH BEANS.

Do them the same way as the cucumbers, but observe to get them quite young.

#### TO PICKLE WALNUTS BLACK.

You must take full grown walnuts, before they have formed the shell; then lay them in salt and water; let them lie two or three days; take them out, and lay them on a dry cloth on a board or table, with another cloth over them; let them lie all night, and they will be quite black in the morning; put them in the jar; throw in black and Jamaica whole pepper, a few cloves, and a stick of horse-radish cut in pieces; pour boiling vinegar over them, till they are covered; put a plate on them to keep them down, and cover them close up when cold, tie them up with bladder and leather. They will be fit for use in a fortnight.

#### TO PICKLE WALNUTS GREEN.

Take the largest and freest from spots you can get; pare them as thin as you can: have by you a tub of cold water, and throw them in as you do

them; throw into the water two handfuls of salt; when they are all done, put them into a large jar, with salt and water; put some savoy blades on them, to keep them down; take them out of the water, wipe them with a cloth, and put them in another jar, or the same, by pouring out the water, and drying it well; lay vine leaves between every layer, and some on the top of them; mix in some whole white pepper, and a few blades of mace; pour boiling vinegar over them; cover up and let them stand all night; if you think the nuts are not soft enough, pour off the vinegar, boil it, and pour it boiling hot on them again; when cold, tie them up with bladder and leather; they will be fit for use in a fortnight.

## TO PICKLE SAMPHIRE.

Take the samphire when quite green, and not too old; lay it in salt and water, let it lie twenty-four hours; take it out, put it in a brass pan, and green it as you do the cucumbers, but do not let it boil too much, else it will be too soft; put it in the jar, with some whole white pepper and ginger; boil the vinegar, and pour over it, cover up, and, when cold, tie it over with bladder and leather: it will be fit for use in a few days. Samphire will keep in salt and water for a considerable time, and may be sent any distance in a barrel of salt and water, if gathered at a proper season: you may green and pickle it as

you want it. It is often used for garnishing other pickles, but is a very good pickle of itself.

#### TO PICKLE ASPARAGUS.

Take the largest asparagus you can get, cut off the white ends, and wash the green ends in spring water; put them in another vessel of clean water, and let them lie two or three hours in it; have a large brass pan full of spring water, with a large handful of salt; set it on the fire, and, when it boils, put in the grass quite loose, and not too many at a time, for fear you break the heads; just scald them, and no more; take them out with a broad skimmer, and lay them on a cloth to cool. Make up the pickle thus: to a gallon of vinegar, put one quart of spring water, and a handful of salt; let them boil, and put the asparagus in the jar to a gallon of pickle; add two nutmegs, a little mace, some whole pepper, and pour the pickle hot over them; cover them with a linen cloth, three or four times doubled; let them stand a week; boil the pickle, and let them stand another week; boil the pickle again, and pour it hot over them; when they are cold, cover them up close with bladder and leather.

#### TO PICKLE ONIONS WHITE.

Pick out as many small white onions as you intend to pickle; throw a few at a time into a pan of boiling water, let them remain till the

skin will come off; this you will know by trying one of them; take off two coats, and the thin coat that you will find sticking to them; throw them into cold salt and water, shift them out of that into another water; let them lie for a few hours; you may shift them again; always have a little salt in the water; put on a pan of milk and water; when it boils; throw in the onions, let them boil for a minute; strain and dry them with a cloth, put them into the bottles, with a few blades of mace, and a little white pepper; fill up the bottles with cold double distilled vinegar. Cork and seal them.

#### TO PICKLE CAULIFLOWER WHITE.

Do them in the same manner as the onions, after laying them in salt and water all night.

#### TO MAKE MIXED PICKLES,

Prepare the onions and cauliflower as you do for the white pickle, but you must lay the cauliflower and onions in a very strong pickle of salt and water, the white cabbage the same; you may cut down carrots, turnips cut out in any figure you choose, and a few Indian cresses, if you have them; let all these lie in salt and water for twenty-four hours; then prepare the pickle. You must take as much vinegar as you think will cover the pickles; for one gallon of vinegar,

you must allow a quarter of a pound of whole ginger, washed through two or three waters, that there may be no dust in it; boil it for a little in clean water, till it be so soft that it will cut down; cut it into thin slices, put it on with the vinegar, with two ounces of white pepper, a quarter of an ounce of Cayenne pepper, a good large stick of horse-radish scraped down; boil all these for a few minutes with the vinegar; then put in the cauliflower, onions, and all other pickles you wish to prepare; let it just come to the boil, and no more; have a clean jar ready, take them off, and put them all into the jar, and cover them close up. You must observe, that the white cabbage must be done by themselves, and put into the pickle afterwards; this you must do by salting them. You must put in some turmeric with the vinegar; when it boils, throw in the cabbage, and as quickly as possible take it off the fire, for fear of being too soft; add this to the cauliflower and other pickles.

#### TO PICKLE PEPPER PODS OR CAPSICUMS.

Lay them in a strong pickle of salt and water for twenty-four hours, then dry them with a cloth, and put them in the bottles; you must slit them up the side with a pin, pour cold vinegar over them, cork and seal them close up. This vinegar eats well with cold meat.

## TO PICKLE RED CABBAGE.

Cut down the cabbage as small as straws, strew over them some salt, press them down in a can, and lay a weight over them; let them lie two days; then take out a little at a time, and wring them through a cloth till they are quite dry; shake them into a clean jar, pour as much cold vinegar over them as will cover them; throw in a little whole white pepper, and a little Cayenne pepper; cover them close up; in a few days they will be fit for use.

## TO PICKLE BEETROOT.

Wash the beet very carefully, for fear of breaking the fibres; put it into a fish pan, so as to lie lengthwise, without breaking; cover it with water, set it on the fire, let it boil for half an hour; lift out the beet, and lay them upon a table to cool; when cold, take off all the skin, cut them down into slices, throw over them the whole pepper, a little ginger, and two or three cloves; cover them with cold vinegar. This is frequently used for a dish at supper.

## TO PICKLE ARTICHOKE BOTTOMS.

Boil the artichokes till you can pull the leaves off them, then take off the chokes, and cut them from the stalk; take great care you do not let the knife touch the top, throw them into salt and

water for an hour or two, then take them off, and lay them on a cloth to drain, put them into pickle jars, throw in some white pepper and sliced nutmeg; fill them up with white wine vinegar; tie them up with bladder and leather.

#### TO PICKLE BARBERRIES.

Take white wine vinegar and water, of each an equal quantity; to every quart of this liquor, put in half a pound of coarse raw sugar; then pick the worst of the barberries, and put into the liquor, and the best put into glasses, till they are almost full; boil the pickle with the worst of the barberries, and skim it very well; boil it till it looks of a fine colour, let it stand till cold, strain it through a clean cloth, and squeeze the juice out of the berries; let it stand to settle, and pour it clear on the barberries, till the glasses are full. You may boil a bunch of fennel in the pickle; when cold, put a bit on the top of each glass; cover it with bladder and leather. Observe to every half pound of sugar, put a quarter of a pound of salt into the pickle before you boil it. Tie it well down.

#### TO PICKLE MUSHROOMS.

Take the small ones, cut off the roots, wash them, with a piece of flannel, through two or three waters; set on the fire a stewpan full of water, and a small handful of salt; when it boils,

Put in the mushrooms, let them boil three or four minutes, throw them into a colander to drain, lay them on a linen cloth quickly, and cover them with another; put them into small wide mouthed bottles, with some white pepper, and a blade or two of mace; fill up the bottles with double distilled vinegar, pour mutton fat over, and tie them up with bladder and leather.

## TO MAKE MUSHROOM KETCHUP.

Take an earthen jar; betwixt every row of mushrooms throw a little salt; press them down with a plate, and a weight over it, for twenty-four hours; then squeeze them through a clean cloth; when you have extracted all the juice, take a little of it into a basin, and whisk it up with the white of an egg; put that into a pan, and stir all carefully together; watch it till it comes to the boil, and with a skimmer take all the scum off; throw in a good handful of black pepper, a few cloves, and for every gallon of juice, take half an ounce of ginger and a stick of horse radish; let it boil for an hour softly; it must be upon a slow fire, or it will reduce the quantity too much; put it into a jar till cold, then gently pour it off into a clean jar, and bottle it off. Put two or three cloves into every bottle before you cork it; then cork, and seal it close.



## TO MANGO CUCUMBERS.

Take middle sized cucumbers, rather the thickish kind than the long; lay them in salt and water two or three days in a cool place; then set them by the side of the fire, sufficiently near to make the water blood-warm, frequently turning the jar with the cold side towards the fire, and in about two days they will lose their colour, and turn yellow; lay the yellowest aside to be done yellow; take the other, and green them thus: take a clean brass pan, lay in a blade or two of savoy in the bottom, cover them with equal quantities of vinegar and water; then lay savoy blades on the top, cover them first, sprinkling a handful of salt over them; set them on the fire, and, when they begin to boil, draw them to one side, letting them just simmer, turning the pan sometimes, that they may be heated alike. If they rise above the vinegar, lay a plate on them, and a weight on it to keep it down; in a quarter of an hour look at them; when they are become green, take them off, lay them on the back of a sieve to drain; then look for the flat side, and cut a neat long piece out with a penknife, till you have done the whole, keeping each piece to its own cucumber; take out the seeds, fill them with whole ginger, white pepper, cloves, and mustard seeds, eschalots, if you like it; tie each piece on with a thread; boil as much vinegar as

you  
and  
pep  
out  
fill t  
lay  
the  
som  
a cl  
kee  
one  
one  
brin  
this  
up

you think will cover them, with a handful of salt, and some spices, and a teaspoonful of Cayenne pepper; in the mean time, cut the same pieces out of the yellow ones, take out the seeds, and fill them the same as the others; tie on the pieces, lay the green ones in a pickling jar, and pour the vinegar on them till they are covered; lay something on them to keep them down; double a cloth three or four times, and lay it on the jar, to keep in the steam; do the same by the yellow ones in another jar. Observe, for the yellow ones, you must in two days pour off the vinegar, bring it to the boil, and pour it on again; repeat this again in two days; when cold, tie them both up with bladders and leather.

## CHAPTER XX.

### MADE WINES, &c.

#### CURRANT WINE.

Take four gallons of currants, picked from the stalks; bruise them well, and, to every gallon of the pulp, put two quarts (two chopins) of cold water, (being previously boiled;) let it stand in a tub twenty-four hours to ferment; let it run through a hair sieve, not using any means to hasten it, but letting it run gently off. To every gallon of the juice, add two pounds and a half of lump sugar; stir it well, and put it into the cask, adding to every six gallons a quart (a chopin) of the best rectified spirits; let it stand six weeks, and, if clear, bottle it off. Observe to make as much by this direction as will fill the cask you mean to make use of, which must be very sweet and clean.

T  
and  
vess  
and  
and  
water  
hot  
stan  
thro  
a m  
each

T  
off t  
ever  
of w  
stan  
and  
pou  
diss  
ising  
(tw  
spiri  
it off  
run  
the v

## ANOTHER WAY.

Take four gallons of currants, not too ripe, and strip them off the stalks into a large earthen vessel, with a cover to it; then take two gallons and a half (five pints) of water, and five pounds and a half of lump sugar; boil the sugar and water together, and skim it well; pour it boiling hot on the currants; put on the cover, and let it stand forty-eight hours; afterwards let it run through a flannel bag into the vessel, and stand a month; bottle it, putting a lump of sugar into each bottle.

## ANOTHER WAY.

Take the currants when fully ripe; strip them off the stalks; break them well in the tub, and to every quart (chopin) of pulp, put a quart (chopin) of water; mix them well together, and let them stand all night; strain it through a hair sieve, and to every gallon (two pints) of liquor, add two pounds and a half of sugar; when the sugar is dissolved, put it into the cask, adding a little isinglass, dissolved, and to every six gallons (twelve pints) put a quart (a chopin) of good spirits; bung up the cask, and, when fine, draw it off, and wash the cask with a little of the wine; run the grounds through a flannel bag, and put the whole into the cask again. To every gallon

## MADE WINES.

(two pints) put half a pound more lump sugar ; let it stand a month, and bottle it off.

## GOOSEBERRY WINE.

To every pound weight of gooseberries take a quart (chopin) of clear water, bruise the berries well, and let them lie twenty-four hours in the water, stirring them frequently ; press out the liquor, and add a pound and a quarter of lump sugar to it ; stir it, and, when the sugar is dissolved, put it into a good clean cask, and, when the fermentation has ceased, close it up ; let it stand a month, rack it off into another cask, and let it stand six weeks longer ; then bottle it, and put a lump of sugar into each bottle.

## PEARL GOOSEBERRY WINE.

Take as many as you think proper of the best pearl gooseberries, bruise them well, and let them stand all night in a clean tub ; the next morning, squeeze them from the skins, and let the juice stand to settle, seven or eight hours ; pour off the clear from the sediment, and measure it as you put it into the cask, adding to every three pints (three mutchkins) of the juice, a pound of lump sugar, broken into small pieces, with a little isinglass dissolved ; close it up, and, in three months, bottle it off, putting into each bottle a small lump of sugar.

T  
vine  
rasp  
liquo  
and  
and  
the j  
bag ;  
take  
large  
juice  
two l  
cold,

Ta  
raisin  
(Eng  
it sta  
for t  
liquo  
five p  
berri  
for je  
toget  
warm  
it clo

## RASPBERRY CORDIAL.

Take four bottles of the best white wine vinegar; pour it on four pints of fresh gathered rasps in a stone jar; the next day strain the liquor over a like quantity of fresh raspberries, and let them stand till next day; strain the fruit and vinegar through a hair searce, pressing all the juice through, then pass it through a jelly bag; measure it, and to every mutchkin of juice take a pound of lump sugar; set the jar into a large pot of boiling water; let it remain till the juice comes to the boil, which will take about two hours; if any scum rises, take it off; when cold, bottle, and cork it up.

## ELDERBERRY WINE.

Take twenty-four pounds weight of Malaga raisins; hash them a little; take five gallons (English) of water; boil it half an hour, and let it stand till milk warm; steep the raisins in it for ten days, stirring them twice a-day; pass the liquor through a hair searce; have in readiness five pints (five mutchkins) of the juice of elderberries, extracted as you do the black currants for jelly; mix it cold with the liquor; stir it well together, and put it into a cask: let it stand in a warm place, and, when it has done working, stop it close. Bottle it in February.

## FRONTIGNAC WINE.

Take six gallons of water, twelve pounds of lump sugar, and six pounds of raisins of the sun, cut small; boil all together an hour; take off the flowers of elder, when they are falling, and will shake off, the quantity of half a peck; put them in the liquor when it is almost cold; the next day, put in six spoonfuls of sirup of lemon, with four spoonfuls of yeast (barm,) and, two days afterwards, put it into a clean cask; when done fermenting, bung it up. Let it stand three months, and bottle it off.

## ENGLISH CHAMPAIGN.

Take three gallons of water, and nine pounds of raw sugar; drop into the water the whites of two eggs; whisk the water and eggs well together; put in the sugar; boil it half an hour, and skim it well; pour it boiling hot on one gallon of currants, picked from the stalks, but not bruised, and, when cold, ferment it for two days, with half a pint (half a mutchkin) of yeast (barm;) afterwards run it through a flannel bag, and put it into a clean cask, with half a pint (half a mutchkin) of isinglass finings; when it has done working, stop it close for six weeks or two months, and then bottle it, putting a lump of sugar into each bottle. This is an excellent wine, and has a beautiful colour.

## DAMSON WINE.

Take to each gallon of water two pounds and a half of sugar; boil and skim it well for an hour or more; then, to every gallon of liquor, put in five pounds of damsons, stoned; boil them till they are of a good red colour; strain the liquor through a searce, and ferment it in an open vessel for four days; after which, pour it off from the sediment; clean the vessel, and put in the liquor again, to finish the fermentation; put it into a clean cask, and close it well up for six or eight months, and, if it be fine, bottle it off; it may be kept a year or two in bottles, as it will improve in keeping.

## RASPBERRY OR STRAWBERRY WINE.

Bruise the fruit well; squeeze it through a clean linen cloth; boil as much water as there is juice, and, when cold, pour it on the dry strained fruit; let it stand four or five hours; squeeze it again through the same cloth; mix it with the juice; to every gallon of this liquor add a pound and a half of lump sugar, broke in small pieces; let it stand close covered for a week; put it into a clean cask, and let it stand, well bunged up, for a month or six weeks, or till you find it is clear; then bottle it off.



## QUINCE WINE.

Take twenty large quinces, (gathered dry, and fully ripe,) and clean them with a coarse cloth; grate them as near the core as you can, with a large bread grater; boil one gallon of water, and put the grated quinces into it; after which, let it boil slowly for a quarter of an hour, and strain the liquor; to every gallon of the liquor add two pounds of lump sugar, stirring it till the sugar is dissolved; cover it up close, and let it stand twenty-four hours, after which bottle it off, taking care that none of the sediment goes into the bottle.

## GINGER WINE.

Take ten gallons of water; beat up the whites of four eggs; put them into the water, and whisk them well amongst it; put in twenty pounds of raw sugar, set it on the fire, and, when it boils, skim it well; throw in one pound of white ginger, well bruised, and half an ounce of cloves; let them boil half an hour; take it off, and, when cold, put it in an open vessel, and take twelve lemons and twelve bitter oranges; pare them, and squeeze in the juice, also put in the rinds; put to it a cupful of good yeast, and let it work for twenty-four hours; afterwards draw it off, and put it into the cask, which must be full; let it stand till fine, and bottle it off.

*Note.*— You may boil the rinds with the ginger and spices.

## ANOTHER WAY.

To sixteen ounces of pounded ginger add three gallons of boiling water, and, after stirring it well, let it stand for two days, then strain it, and put it into a small cask, with ten pounds of lump sugar, ten bottles of spirits, the juice of three dozen and a half of lemons, one dozen of bitter oranges, and half an ounce of isinglass; mix them all well in the cask, and fill it up with cold boiled water. It should stand for six weeks. The above quantity is for a twenty pint cask (ten gallons, English measure.) If properly managed, this is an excellent wine.

## COWSLIP WINE.

To ten gallons of water add sixteen pounds of lump sugar; beat up the whites of six eggs; stir it well together; set it on the fire, stirring it till the sugar is melted; when it begins to boil, draw it to one side, and skim it as it rises, once or twice pouring a little water into the side where it boils; this will make the scum rise; when it is clarified, let it boil an hour longer; set it to cool; when it is about milk warm, toast a piece of bread, and spread both sides of it with yeast; let it stand two nights to work after the toast is in it; in the mean time, put into it about a peck

of cowslip flowers, bruised a little, with six lemons sliced, and one pint (mutchkin) of white wine to every gallon; let it stand three days longer, then put it into a good clean cask, and, when fine, bottle it off.

*Note.*—Put in the cock before you fill the cask, to prevent shaking it; if you have not a copper that will boil the water all at once, you may divide it, and also divide the sugar and eggs.

## CHAPTER XXI.

### BREWING AND BAKING.

#### WATER BEST FOR BREWING.

WATER from a river or pond is best, being soft; hard water is not proper for brewing; rain water is to be chosen next to river water, though all water which will raise a lather with soap may be safely used in brewing.

#### TO CHOOSE GOOD MALT.

Malt is chosen by its sweet smell, mellow taste, plump body, and thin skin. There are two sorts in use, the pale, and the high or brown dried; the former of which is mostly used in private families. In grinding, see that the mill be free from dust, which it is very apt to collect when not constantly in use, and take care that it as is so as to crush the grain without grinding it set to powder; for you had better have some small grains slip through unground than have the whole ground to powder, which would cause it

to cake together, and prevent the strength from being extracted; you can easily alter the mill to your mind, by a screw for that purpose.

#### TO CHOOSE GOOD HOPS.

Hops are chosen by their bright greenish colour, sweet smell, and clamminess when rubbed between the hands.

#### OF THE BREWING VESSELS.

For a copper holding twenty gallons, the mash tub ought at least to contain four bushels (four firlots) of malt, the copper to be of a size to have room for stirring; the coolers and working tubs may be rather fitted to the convenience of the room, than to any particular size; for, if one vessel is not sufficient, you may take another.

#### OF CLEANING AND SWEETENING CASKS.

If a cask, after the beer is drawn out, be well stopped to keep out the air, and the grounds be suffered to remain in it till you want to use it again, you will only need to scald it well, taking care the hoops are well driven on before you fill it; but, should the air get into an empty cask, it will contract an ill smell, notwithstanding the scalding; in which case, a handful of bruised pepper, boiled in the water you scald with, will remove it, though the surest way is to take out the head of the cask, that it may be shaved by

a cooper, and burnt a little, and afterwards well scalded. If this cannot conveniently be done, get some limestone, put about three pounds into a barrel (and in the same proportion for larger or smaller vessels;) put to it about six gallons of cold water, bung it up, shake it about for some time, afterwards scald it well with two or three waters; you will by this means remove the ill smell. If your casks are new, dig a hole in the earth, and lay them in, to about half their depth, with the bung holes downwards, for a week; after which, scald them well, and they will be fit for use.

## OF MASHING THE LIQUOR.

Of two bushels of malt (two firlots,) and one pound and a half of hops, you may make eighteen gallons of good ale, and eighteen gallons of good table beer. You may likewise make nine gallons of small beer for present use; for which a copper containing twenty-four gallons would be most convenient.

You may heat the first copper of liquor for mashing, and strew over it two handfuls of bran or malt; by which you will see when it begins to boil, as it will break and curdle; after which, it will be proper to be let off into the mash tub, where it may remain till the steam is spent before you put in the malt, or you may put in one gallon of cold water, which will bring it sooner to a

proper state for mashing, which you may begin to do immediately, stirring it all the while you are putting the malt in; of which keep out about half a bushel (half a firloft) dry, to strew over the rest, when you have done stirring,—which will be as soon as you have well mixed it with the liquor, —and prevent it from clotting. After the dry malt is spread over, cover the mash tub with the malt sacks or cloths, that you may lose none of the spirit, and let it stand fully an hour. In the mean time, get another copper of liquor hot, and in an hour and a half begin to let off the first wort into the under back; then receive a pail of the first running, and throw it again upon the malt; you will find that the malt has sucked up one-fourth of the first copper of liquor; it will therefore be necessary, to make up the quantity of wort for the strong ale, to add as much of the second copper, throwing it by bowlfuls over the malt, and giving it time to soak through, keeping it all the time running by an easy stream, till you perceive you have about twenty-two gallons; which, in boiling and working, will be reduced to eighteen gallons. If, while you are letting it off, you throw into the under back about half a pound of hops, it will preserve it from what is called foxing, growing sour, or becoming ropy. The first wort being all run off, you must fasten the tap of the mash tub, and take the second mashing, stirring up the malt as you did at the

first;  
put li  
under  
if you  
which  
rather  
second  
will r  
off, y  
will  
copper  
with  
care  
boilin  
the al  
taste  
the vi  
on the  
it will  
fine in  
break  
guide  
is the  
copper  
mism  
take s  
when  
is nea  
large  
off, a

first; then cover it close for an hour and a half; put likewise the same quantity of hops in the under back as you did for the first liquor. But if you intend to make nine gallons of small beer, which can be done, though straining the point rather too far, one hour will be sufficient for the second mash to remain on the malt; but the third will require an hour and a half; and, as it runs off, you must repeat it the second time, and it will be good small beer: meanwhile fill the copper with the first wort, and boil it very briskly, with another half pound of hops, taking great care to avoid the extremes of under or over boiling; as either of them will materially injure the ale; for, if not boiled enough, the liquor will taste raw, sweet, and sickly, and cannot retain the virtue of the malt, nor be wholesome drink; on the other hand, if it is suffered to boil too long, it will thicken, and be prevented from ever being fine in the cask, or agreeable to the palate. The breaking or curdling of the wort should be your guide; for, if you boil the wort an hour (which is the usual time,) and should take it out of the copper before it be broke or curdled, it will be mismanaged; but when it has boiled a while, take some in a hand bowl at several times, and, when you find it is broke into small particles, it is nearly enough; a few minutes will produce large flakes: this, then, is the time to strain off, and put it into the cooling tubs, as shallow:



as possible; and as the liquor cools, it may be put into the working tub, that the coolers may be at liberty for the other wort that may be ready to strain off. As soon as the first wort is strained off, put in the second, with the same quantity of hops as before, and one pound of treacle; the hops must never be boiled twice, and you must take care with this, as well as the first, when it breaks, to strain it off directly; the third wort will be too much to break, you must therefore boil it an hour, and, when strained off, put it to cool in a shallow body, as soon as possible, that it may not fox (sour,) which it is very apt to do, if put in too large a body together; but if you have not convenience for this, take a hand bowl, and keep stirring it up till it be cool enough to put in the yeast. In putting your wort together, take care not to disturb the sediment at the bottom of the tubs, but let it be taken off as clear as possible, as the want of this precaution will cause an under fermentation, which must be avoided; when it is lukewarm, proceed to ferment it in the following manner:—

Procure a pint (mutchkin) of yeast, mix it with a quart (chopin) of the worts with your hand in a bowl, then set the bowl to swim on the wort, and cover it up; in a short time it will work over, and set the whole to fermentation. When the yeast has taken its proper effect, mix it all well together, afterwards setting the bowl to swim on

the s  
most  
imme  
nearly  
but w  
it will  
put in  
worki  
of coa  
be rea  
it not  
by tha  
Obser  
out of  
to pre  
you sh  
(or els  
to be v

Not  
month  
year r  
the pro  
will fir

Have  
(ten ga  
it, put  
the  
about c

## BREWING AND BAKING.

the surface; then cover it, and in two days most it will be fit to run into the casks; but, immediately before you do this, carefully take off nearly all the yeast, then take out all the liquor, but with such caution as not to disturb the bottom; it will work in the cask about a week, after which put in the bung gently, and, when it has done working, put the bung in very tight, with a piece of coarse cloth about it; in about a month it will be ready to tap; but, if in pegging it you find it not clear, let it stand a few weeks longer; by that time it will be both fine and pleasant. Observe, during the time of removing the liquor out of the copper, it is of importance to take care to preserve it from burning, in order to which you should always contrive to have the fire low (or else damp it) at the time of emptying, and to be very expeditious in putting in fresh liquor.

*Note.*— March and October are the two best months for brewing, though you can brew all the year round for present use. These are likewise the proper seasons for making vinegar, which you will find an advantage in doing.

### TO MAKE GINGER BEER.

Have ready a clean, well seasoned, twenty pint (ten gallon) cask, boil as much water as will fill it, put it into a clean tub, let it stand all night; the next morning take a clean brass pan, fill it about one-third full of water, drop in the whites



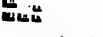






# MICROCOPY RESOLUTION TEST CHART

(ANSI and ISO TEST CHART No. 2)



**APPLIED IMAGE Inc**

1653 East Main Street  
Rochester, New York 14609 USA  
(716) 482 - 0300 - Phone  
(716) 288 - 5989 - Fax

of three eggs, whisk it well together, add to it ten pounds of sugar, set it on the fire, stirring it until the sugar is melted; when it is come to the boil, draw it to one side of the fire, and take the scum off until it is perfectly clarified; when done, have a pound of good ginger well bruised, the rinds of six lemons, boil them in the clarified sugar about twenty minutes, take it off, and put it into the cask with as much of the water you had previously boiled as to half fill the cask; add the juice of six lemons, and a pint (mutchkin) of good yeast (barm,) put in the bung, and shake the cask well, then set it on the stand and fill it up with the boiled water; let it work two or three days, filling it up frequently as it requires; when it has done working, bottle it off, and it will be fit for use in eight or ten days, if well corked.

#### TO MAKE SPRUCE BEER.

Have ready a clean, well seasoned, twenty pint (ten gallon) cask, boil as much water as will fill it, put it into a clean tub, let it stand all night; the next morning take a clean brass pan, fill it about one-third full of water, set it on the fire, and when it is warm add to it ten pounds of molasses (treacle,) stir it well, until it is nearly to the boil, and the treacle is well dissolved, add a 3s. 6d. pot of the essence of spruce, stir it well together, put it into the cask, fill the cask about half full of the water you had previously boiled,

adding  
shake it  
up with  
three d  
when i  
days, b  
if well

In the  
in the f  
(two st  
trough,  
the tro  
(chopin  
and a p  
in as m  
thick b  
tough;

The  
heating  
and six  
you hav  
let it li  
clean t  
or five  
well b  
mean  
which



adding a pint (mutchkin) of good yeast (barm,) shake it well, then set it on the stand, and fill it up with the boiled water; let it work two or three days, filling it up frequently as it requires; when it has done working, bung it up for eight days, bottle it off; it will be fit for use in ten days if well corked.

---

TO MAKE LOAF BREAD.

In the evening, about ten o'clock, set the sponge in the following manner: put thirty-two pounds (two stones Scotch) of good flour into a kneading trough, make a hole in the flour at one end of the trough with your hand, pour in five quarts (chopins) of warm water, with six ounces of salt and a pint (mutchkin) of good yeast (barm,) stir in as much of the flour into it as will make it thick batter; stir it well until it is smooth and tough; cover it up close.

The next morning early set your oven to heating; then add five quarts (chopins) of water and six ounces more of salt; work it well until you have made up all the flour into a good dough; let it lie about twenty minutes, then lift it on a clean table, and make it into loaves of about four or five pounds each, let them stand to fill pretty well before you put them into the oven; in the mean time clean out the dust from the oven, which must be of a strong constant heat: an hour

and a half should bake them, if close shut up, and in proper heat. You may either bake on the sole of the oven, in tins, or in hoops: in summer, the water should be about milk warm, in winter, considerably more so, and in frosty weather, as warm as you can bear your hand in it.

When you draw the bread, take a brush, dip it in water, and brush them over the top whilst hot. You may make the half of this quantity if you choose.

#### TO MAKE ROLLS.

Take two pounds of flour; put it into a large bowl with an ounce and a half of salt, a gill of good yeast, and as much warm water as will make it into a thick batter; stir it well until it is smooth and tough; cover and set it before the fire to rise about an hour, then take two pounds more of flour, rub into it three ounces of fresh butter, and mix it with the sponge, work it into a light dough, let it stand ten minutes, make it up into small rolls, lay them in tins not to touch each other, or in pans for the purpose, first buttered; let them stand to fill, then put them in the oven, not quite so hot as for loaf bread.

They will take about three quarters of an hour in the oven, when done, rasp them with a bread grater as soon as they come out of the oven, cover them with flannel, and keep them hot.

T  
of sa  
yeas  
mak  
is sm  
the  
flann  
rise,  
poun  
light  
poun  
stand  
the o  
into v  
them  
sauce  
three  
both  
them  
stand  
oven  
half a  
done,  
before  
table

## TO MAKE WHIGS FOR TEABREAD.

Take a pound and a half of flour, half an ounce of salt, half a pound of good raw sugar, a gill of yeast (barm,) and as much warm water as will make it into a thick batter; work it well until it is smooth and tough; shake a handful of flour on the top of it, cover it with a cloth or piece of flannel, set it before the fire about an hour to rise, then rub three ounces of butter into another pound of flour, and work it all together to a nice light dough; add a few carraway seeds, half a pound of currants, washed and dried; let them stand ten minutes; in the mean time, clean out the oven, which must be pretty hot; make some into whigs, long, and narrow at both ends; flatten them down, some round, the size of a small tea-saucer, and some like the whigs; cut them into three longwise, and plait them, fasten them at both ends, lay them on tins, first buttered; cover them with a towel or piece of flannel; let them stand to fill about fifteen minutes, put them in the oven; they will take about twenty minutes or half an hour, if the oven is not pretty hot; when done, brush them all over with sugar and water, before you take them off. They may be sent to table either hot or cold.

## CHAPTER XXII.

### DIRECTIONS. RESPECTING THE DAIRY.

I do not intend to treat upon this subject on a large scale, but to confine myself to such instructions as may prove useful to those persons who keep a few cows merely for the supply of their own families. Many ladies or their house-keepers, who have not, and do not wish to acquire, a thorough knowledge of the management of a dairy, may, through the medium of this publication, attain all the knowledge that is necessary for their purpose.

In the first place, particular attention ought to be paid to keeping the dairy very clean, and, in the summer, as cool as possible; and if any milk or cream should be spilt, not to suffer it to lie, but immediately to clean it up, or it will sour, and do more mischief than you are aware of. Great attention should be paid to scalding and rinsing the vessels, and turning them down in an

air  
and  
be  
hol  
and  
stir  
cool  
pan  
not  
the  
kee  
M  
hour  
that  
cart  
poss  
at le  
if th  
ever  
plea  
  
P  
back  
bott  
be c  
the s  
come  
pou

airy part of the dairy, so as to be perfectly dry and sweet.

When the milk comes from the cows, it will be proper to have a clean vessel, large enough to hold the whole, which should be strained into it, and there remain about half an hour, frequently stirring it until the froth is settled, and the milk cooled; afterwards gently pour it into the milk pans, which ought to be of white stone, and not too deep; for, if the milk is put warm into the pans, it heats them, and prevents it from keeping.

Milk should not stand more than twenty-four hours in summer, in winter it may stand double that time; after skimming it, put it into clean earthen pots, and keep it in as cool a place as possible; in the summer, butter should be churned at least twice in the week, though some families, if they have sufficient cream, may wish to have it every morning; but that can be arranged as they please.

#### TO MAKE BUTTER.

Pour the cream gently into the churn, keeping back any milk that may have settled at the bottom; in the summer, the butter should always be churned in the morning, before the heat of the sun comes upon the dairy; after the butter is come in the churn, the butter-milk should be poured off; the dairymaid should be cautioned

not to let her warm hand touch the butter, but to have a large wooden spoon for the purpose of lifting the butter out of the churn; press the milk well out of it before the water be put to it; the water should be very pure and cool; it will be proper to strain it in case of any sediment, for the least particle will be observed in butter: let it stand a quarter of an hour in the first water to firm; press the milk well out, changing the water often, until it is quite clear. If you wish to print any of it for family use, first boil the prints, afterwards throw them in cold water; with a wooden spoon, take a piece and press it on the print, cutting it neatly off the edge with the spoon; slip it off the print into cold water, until you have printed as many as you have occasion for; make the rest up in forms, or salt it, as may be required.

Particular attention should be paid to scalding and rinsing the churn immediately after using it, placing it in a cool airy place until quite dry; it must, on no account, be cleaned with a flannel cloth, which would leave hairs in it.

#### TO SALT BUTTER.

Take the butter from the churn, and clap it well, till the milk is well clapped out of it; then wash it in three different waters; in the last water, put in a handful of salt; clap the water well out of it; for every pound of butter, allow

a  
sug  
dri  
tog  
sm  
int  
pic  
ove  
the  
son

T  
clear  
it w  
turn  
hang  
wrap  
perfe  
of sp  
some  
vesse  
over  
liquo

a tablespoonful of salt, a teaspoonful of lump sugar, and as much saltpetre; let these be well dried before the fire, and pounded very fine together; work them into the butter till it be smooth, and the salt all dissolved; pack it well into the can you mean to keep it in; boil a little pickle of salt and water, and, when cold, pour it over it: wet a piece of linen cloth, and lay it on the butter: if it has not a cover, tie it over with something to keep out the air.

---

### DIRECTIONS FOR MAKING CHEESE.

#### TO PREPARE RENNET.

Take the maw as soon as the calf is killed, clean and rub it inside and out with salt, skewer it with wooden skewers, stretch it on a board, turning it frequently for about twenty-four hours, hang it in a dry place; when it has done dripping, wrap clean paper round it, and let it remain until perfectly dry: boil three quarts (three chopins) of spring water, with a handful of nettles and some salt: when cold, put the maw into a stone vessel that will allow it to lie flat, pour the water over it, let it steep twenty-four hours, strain the liquor off, bottle and cork it: keep it for use.

## TO MAKE NEW-MILK CHEESE.

As soon as the milk comes from the cows, strain it into a clean tub for the purpose, put as much rennet as will turn it; when it is sufficiently come, strike it with the skimming-dish cross and cross, to make the whey separate, press it down, and lift the whey off it; lay the cheese-cloth on the vat, and set it on the ladder across the tub; lift the curd, and press it well into the cheese-vat; as it sinks, press more into it, until full; it should be brought two inches above the edge of the vat; bring the cloth neatly over it, keeping the curd from spreading over the edge as much as you can; set it in the press, lay a board over it; in an hour take it out, change the cloth, return it again to the press; repeat this every two hours for three times; the last time let it remain, so as to be in the press twenty-four hours; take it out and rub it all over with salt, lay it on a board; do so every night and morning, turning it every time, and rubbing it with a clean coarse cloth, until it is quite dry: it should be kept in a dry airy place.

## ANOTHER WAY.

Turn the milk as before directed; when the curd is come, stir it round, let it stand for a little; then press it down, take off all the whey, have a cheese-bag ready, lift the curd into it, put the



cheese-ladder over the tub, lay the bag on it, and press the whey out of it, breaking the curd well with your hand from time to time, to make it part with the whey; after all is pressed, pour the whey out of the tub, put the curd into it, and break it well, with as much salt as you think sufficient for the quantity of curd; lay the cheese-vat on the cheese-ladder, the cheese-cloth over it; put in the curd, pressing it in from time to time until it is full, squeezing all the whey out of it you can; it should be left about two inches above the edge of the cheese-vat, bring the cloth neatly over, put it into the press, observing the same rules as in the former directions.

#### TO MAKE CREAM CHEESE.

Take the cream off from milk that has stood twelve hours, take some new milk, warm it, and put it to the cream, so as to make the whole of the same heat as milk from the cow; put rennet sufficient to turn it; press the curd very carefully down, but endeavour to break it as little as possible, take off all the whey; if you wish to have it round, or any other shape, put it into a cloth, and form it as such; or as a pine apple, or other form; hang it upon a hook for two or three hours before it is moved, as it is apt to crack when the cloth is too soon changed: after it has hung the time directed, change the cloth, and put it into a net, tying it tight at the top, so as

to take the impression of the net; let it hang until it stops dripping, then rub it with salt, as mentioned in the preceding receipts.

#### ANOTHER WAY.

Take some good thick cream, set it into a pan of warm water, until a thorough heat has penetrated it, observing that it must not be so hot as new milk; put a small quantity of rennet to it, take it out of the warm water when you observe that it is firm, wet a cloth, and spread it into a small searce, pour in the cream, set the searce over something, that the whey may drain from it; when dry, take it from the searce, put dock leaves round it, and lay it between two boards, turning it every day, changing the leaves each time, until it is quite dry; then cover it with fresh dock leaves or nettles, and put it between two plates to ripen; it must be made little more than an inch thick.

*Note.*—Skim milk cheeses are generally made the same way as the new milk cheese, only the skim milk must be warmed to the heat of new milk.

## CHAPTER XXIII.

### DIRECTIONS FOR TRUSSING POUFLRY, &c.

#### TURKEY FOR ROASTING.



Pick it clean, and singe it with white paper; wipe it with a coarse cloth; cut the skin at the back of the neck, and take out the crop; cut the neck bone through, and take it out, leaving skin to the breast and head; cut the vent, and take out the liver, gizzard, and gut; be careful you do not break the gall: wipe the inside clean; lay a cloth doubled on the breast, and, with a rolling pin, flatten the breast bone; make a stuffing thus: take a small quantity of suet, minced small; a few crumbs of bread; a little

minced parsley; a few oysters, if you have them; pepper and salt; mix them up with a raw egg, and stuff the breast; turn the head round the wing, looking forwards; run a skewer through the point of the wing, close to the back, leaving room for the spit to pass between the back bone and skewer; push back the legs to the wings, and hold them well down till you have run a skewer through the thick part near the back bone, and meet the other leg in the same part; turn the legs back, between the side bone and apron; run a skewer through the side bone, and the thin part of the leg; then through the apron, meeting the other side the same way. Observe, to put the rump through the vent. To spit a turkey, enter the spit at the vent, making it pass between the skewers and the back bone, and out at the back of the neck.

#### TURKEY FOR BOILING.



Pick and draw the turkey as above; break the leg bone close to the foot, and draw out the sinews from the thighs; cut off the legs at the joints; cut off the neck, close to the back,

lea  
tur  
the  
cle  
flat  
a v  
par  
you  
put  
as t

C  
the  
it, a  
leav  
turn  
und  
pin  
turn  
the  
the  
bone  
the j

leaving the crop skin long enough to turn over; turn out the crop, cut the vent, and take out the liver, gizzard, and gut; wipe the inside clean; put a cloth double on the breast, and flatten the breast bone with a rolling pin; rub a very little pepper and salt, and a little minced parsley, in the inside; raise the thigh skin with your finger, and fix the legs under the apron; put the rump through the vent; stuff it the same as for roasting.

## FOWL FOR ROASTING.



Cut off the neck, close to the back, take out the crop, open the vent, draw, wipe, and season it, and flatten the breast bone; cut off the feet, leaving the leg pretty long; strip off the skin, turn the legs back to the wing, enter the skewer under the thick of the leg, and through the wing pinion, meeting the other side the same way; turn the legs back again; place them between the side bone and apron, put the rump through the vent, and skewer it neatly through the side bone and apron. If for boiling, cut off the legs at the joint, and truss the legs neatly into the apron.

## CHICKENS FOR ROASTING AND BOILING.

If small, keep the heads and feet on; draw, season, and stuff them with a few bread crumbs, pepper, salt, and a little minced parsley, worked up with a piece of butter; fix the heads in the wings, bring the legs back to the pinions; run the skewer through them both, meeting the other side the same; skewer the legs close between the side bone and apron; give the legs a nick at the joint, to make them lie in a proper form. If for boiling, truss the legs into the apron, and cut off the heads.

## GOOSE FOR ROASTING.

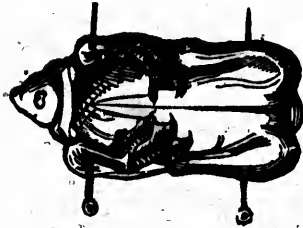


Cut the feet off at the joint, and the pinions at the second joint; then cut off the neck close to the back, leaving the skin long enough to turn over it; draw, wipe it clean, and season it with a small quantity of sage rubbed down, and a little pepper and salt; rub the inside with these ingredients, put the rump through the vent, and skewer it neatly.

the  
as  
the

D  
of th  
a sk  
on t  
legs,  
piece  
roast

## DUCK FOR ROASTING.



Cut off the pinions at the second joint; turn the feet upon the back; cut off the head, leaving as much of the skin as will turn over. Season the same as a goose.

## PHEASANT FOR ROASTING.



Draw and wipe it clean; cut off the first pinion of the wing; turn the head round the wing; run a skewer through it, passing through the wing on the opposite side; run a skewer through the legs, crossing the feet over the apron; butter a piece of writing paper, and cover the head while roasting; preserve the long feathers of the

pheasant's tail to stick in the rump when dished.  
In the same way truss all kinds of moorfowl.

#### WOODCOCK FOR ROASTING.



Cut the pinions at the first joint; put the wings close to the thighs, and run the skewer through them; draw out the skewer, and run the bill through in the place of it, as it should skewer itself; but skin the head first; cross the legs over the apron. Snipes and plovers are trussed the same way, but observe never to draw woodcocks or snipes.

#### PIGEON FOR ROASTING.



Cut off the head, leaving as much of the skin of the breast as will keep in the stuffing; season



a little bread crumbs with pepper and salt; mix up with a small piece of butter; put this into the crop, having first emptied and wiped the bird. Cut off the first joint of the wings; keep the legs and feet on; truss the legs down to the apron, and run a skewer through the wing, leg, and body.

## HARE FOR ROASTING.



In the first place, cut off the legs at the first joint; cut the skin between the hind legs; strip the skin over them, taking care to keep the tail whole; draw the skin over the body, and slip it off the fore legs; strip the skin over the neck and head, taking care to keep the ears on, and skin them neatly; slit open the belly a little, and take out the entrails; cut the sinews at the back of the hind legs, and bring them up to the fore ones; put a skewer through each of them; fix the head between the shoulders, looking forward, and run a skewer through it into the body, to keep in its place. A young fawn is trussed the same way, only you cut off the ears.

## RABBIT FOR ROASTING.



- Rabbits are cased the same way as hares, only the ears are cut off close to the head, and the leg slit about an inch on each side of the rump; the hind legs are turned under, and the ends brought to the fore ones, a skewer is put through each of them, and through the body.

In  
lace  
mer  
raise  
sider  
join  
the  
end  
piec

C  
lam  
extr  
the  
and  
the

## CHAPTER XXIV.

### ON CARVING.

#### A TURKEY.

IN the first place, raise the leg, open the joint; lace down both sides of the breast; raise the merrythought at the top of the breast bone: raise the brawn, and turn it outward on both sides; then divide the wing pinion from the joint next the body, and stick each pinion where the brawn was turned out; cut off the sharp end of the pinion, and you will find the middle piece will fit the place.

#### A GOOSE.

Cut off both legs, as you would a shoulder of lamb; take off the belly piece close to the extremity of the breast, about half an inch from the sharp bone, in two parts; divide the pinions, and take them off; cut off the merrythought and the slices from the breast; then turn up the

carcass, and cut it asunder, through the back, above the loin bones.

#### A MALLARD OR DUCK.

Raise the pinions, then the legs, then the merrythought; lace it on both sides of the breast; take off the side bones; lastly, turn up the carcass, and cut it through the middle, then cut it through on each side of the back bone.

#### A FOWL.

Either roast or boiled, it is done the same way; lay the fowl on a plate; stick the fork fast into the breast; take off the wings, with a handsome piece of the flesh from the breast; then remove the legs, then the merrythought, then the hug-me-close, or neck bones; afterwards separate the breast from the back; turn up the back, and fix the fork under the rump, and, with the edge of the knife, press down the back, and it will divide at a joint; cut off the side bone on each side of the back bone.

#### A HARE.

Cut it through on each side of the back bone, from the shoulder to the rump; take off the shoulders and legs; divide the back bone, which is most esteemed, into neat small pieces.

The  
apron  
the k  
flesh  
the b

The  
than  
somet  
the ba

The  
mann  
bread  
the w

## A RABBIT.

The back must be turned downwards, and the apron divided from the belly; this done, slip in the knife between the kidneys, loosening the flesh on both sides; then turn the belly, and cut the back across; divide the legs from the body.

## A PARTRIDGE OR QUAIL.

This is easily done, as it requires little more than raising the legs and wings. Pigeons are sometimes cut across, and sometimes split down the back,

## A WOODCOCK.

The legs and wings must be raised in the same manner as those of a fowl; a little of the toasted bread they are dished on is generally helped with the woodcocks. A snipe is done the same way.

## CHAPTER XXV.

### DINNER BILLS.

#### DINNER OF TWO COURSES, WITH REMOVES.

##### *First Course.*

Mullegetawny Soup.

Remove Salmon.

Dressed Breast of Veal.

Sweetbreads.

Patties.

Hare Collops.

Ham.

Epergne.

Turkey.

Patties.

Stewed Duck.

Palates.

Vermicelli Soup.

Remove Dressed Cod.

Saddle of Mutton.

---

##### *Second Course.*

Game.

Clear Jelly.

Italian Cheese.

Cream.

Tart.

Epergne.

Tart.

Cream.

Orange Jelly.

Spanish Cream.

Game.

DINNER OF TWO COURSES, WITH REMOVES.

*First Course.*

	White Soup.	
	Salmon.	
	Boiled Turkey.	
French Croquets.		Curried Rabbit.
Piece of Ham.	Rissoles.	Allando of Mutton.
	Epergne.	
A-la-mode Beef.	Patties.	Fricandeau of Veal.
Sheeps' Tongues.		Sweetbreads.
	Roast Beef.	
	Dressed Haddocks.	
	Mock Turtle Soup.	
	Rice and Vegetables on Sideboard.	

---

*Second Course.*

	Game.	
Clear Jelly.		Mock Ice.
	Preserves.	
Tart with Croquet.	Epergne.	Tart with Croquet.
	Preserves.	
Orange Jelly.		Clear Jelly.
	Game.	

## DINNER BILLS

## DINNER OF THREE COURSES.

*First Course.*

	Salmon.	
	Parsley Sauce.	
	Patties.	
Hare Soup.	Epergne.	Oyster Soup.
	Patties.	
	Lobster Sauce.	
	Turbot.	

---

*Second Course.*

	Allando of Mutton.	
Boned Fowl	Sauce.	Salt Tongue.
Raised Pie	Epergne.	Raised Pie.
	Sauce.	
Veal Cutlets.		Fricasseed Rabbit.
	Stewed Beef.	

---

*Third Course.*

	Game.	
Clear Jelly.	Preserves.	Italian Cheese.
Apple Loaf.	Epergne.	Muffin Pudding.
Blancmange.	Preserves.	Orange Jelly.
	Game.	



DINNER OF THREE COURSES.

*First Course.*

Partridge Soup.      Fish.      Leek Soup.  
                                 Epergne.  
                                 Fish.

---

*Second Course.*

Roast Turkey, stuffed with Chestnuts.  
Fricassee Sweetbreads.      Small piece of Ham.  
                                 Epergne.  
Duck Boned and Larded.      Veal Chops, Maintenon.  
Round of Beef Boiled.

---

*Third Course.*

Orange Jelly.      Minced Pie.      Ornamented Pudding.  
Apple Loaf.      Epergne.      Calf feet Jelly.  
Roast Grouse.

DINNER BILLS.

DINNER OF THREE COURSES.

*First Course.*

Pigeon Soup	Fish. Epergne. Fish.	White Soup.
-------------	----------------------------	-------------

---

*Second Course.*

Leg of Mutton Boiled, and Caper Sauce.		
Lamb Cutlets.		Fricandeau of Veal.
Ham.	Epergne.	Fowl.
Turben of Fowl.		Curried Lobster.
	Roast Beef.	

---

*Third Course.*

	Cheese Pudding.	
Orange Jelly.		Italian Cheese.
Pudding.	Epergne.	Apple Fritters.
Calf Feet Jelly.		Apple Jelly.
	Roast Ducks.	

DINNER BILLS.

391

DINNER OF THREE COURSES.

*First Course.*

Dressed Haddocks, with Lobster Sauce.

	Patties.	
Mullegetawny Soup.	Epergne.	Chestnut Soup.
	Patties.	
	Salmon.	

---

*Second Course.*

Boiled Turkey, with Oyster Sauce.

Sweetbreads.		Mutton Cutlets.
Salt Tongue.	Epergne.	Rolled Veal.
Curry.		Palates.

Roast of Beef.

---

*Third Course.*

	Game.	
Orange Jelly.		Raspberry Cream.
Tart.	Epergne.	Tart.
Blancmange.		Calf Feet Jelly.
	Game.	

## DINNER BILLS.

## DINNER OF THREE COURSES.

*First Course.*

	Fried Sals.	
	Patties.	
Lobster Soup.	Epergne.	Vermicelli Soup.
	Patties.	
	Salmon.	

---

*Second Course.*

	Boiled Leg of Pork.	
Voulevant of Oysters.	Sheep Tongues Larded.	
Turkey.	Epergne.	Tongue.
Turben of Harè.		Dressed Lobster.
	Loin of Veal Roasted.	

---

*Third Course.*

	Game.	
Jelly.		Tipsy Cake.
Omelet.	Epergne.	Macaroni.
Pudding.		Cream.
	Wild Duck.	

Oyste

Stewed  
To  
ShouldSouffle  
Rasber  
Jel

DINNER OF THREE COURSES.

*First Course.*

	Fish.	
	Patties.	
Oyster Soup.	Epergne.	Italian Soup.
	Patties.	
	Fish.	

---

*Second Course.*

	Rolled Breast of Veal.	
Stewed Pigeons.	Fillets of Fowls Fricasseed.	
Tongue.	Epergne.	Chickens.
Shoulder of Lamb Stuffed.	Sheep's Kidneys Larded.	
	Chine of Pork Roasted.	

---

*Third Course.*

	Orange Pudding.	
Souffle of Apples.		Jelly.
Raspberry Tart.	Epergne.	Marmalade Tart.
Jelly.		Rice Flummery.
	Omelet.	

## DINNER BILLS.

## DINNER OF THREE COURSES.

*First Course.*

	Turbot.		
	Patties.		
Brown Soup.	Epergne.	White Soup.	Hare
	Patties.		
	Salmon.		

---

*Second Course.*

	Fillet of Veal.		
Lobster Cutlets.		Chartreau Partridges.	
Turkey.	Epergne.	Ham.	Oyster
Casserole Fricassee.		Quinelles of Fish.	Fo
	Saddle of Mutton.		Sausag
			Red C

---

*Third Course.*

	Pheasant.		
Italian Cheese.		Jelly.	
Muffin Pudding.	Epergne.	Charlotte of Apples.	Jell
Jelly.		Orange Cream.	Tar
	Grouse.		Ginger

DINNER OF THREE COURSES.

*First Course.*

Hare Soup.	Fish. Patties. Epergne. Patties. Fish.	White Soup.
------------	----------------------------------------------------	-------------

---

*Second Course.*

Oyster Patties. Fowl. Sausages and Red Cabbage.	Roast Fillet of Veal. Epergne.	Eggs in Quinelles. Tongue. Veal Patties.
----------------------------------------------------------	-----------------------------------	------------------------------------------------

Roast Pig.

---

*Third Course.*

Jelly. Tart. Ginger Cream.	Roast Pigeons. Epergne. Roast Chickens.	Coffee Cream. Macaroni. Jelly.
----------------------------------	-----------------------------------------------	--------------------------------------

## DINNER BILLS.

## DINNER OF THREE COURSES.

*First Course.*

	Fish.	
	Patties.	
Soup.	Epergne.	Soup.
	Patties.	
	Fish.	

*Second Course.*

	Roast Pig.	
Stewed Partridges.	Epergne.	Eggs in Quinelles.
Turkey.		Ham.
Mutton Chops.		Veal Olives.
	Rump of Beef Stewed.	

*Third Course.*

	Game.	
Apple Jelly.	Epergne.	Italian Cheese.
Custard Pudding.		Dressed Macaroni.
Spanish Cream.		Calf Feet Jelly.
	Roast Hare.	

Macaroni

Pork Cut  
Ham  
ChartreuxJelly.  
Ratiffa Bar  
Preserved



DINNER OF THREE COURSES.

*First Course.*

Fried Whittings.  
Patties.  
Macaroni Soup. Epergne. Soup Sante.  
Patties.  
Dressed Cod with Lobster Sauce.

---

*Second Course.*

Stewed Beef.  
Pork Cutlets. Casserole with Curry.  
Ham. Turkey.  
Chartreau of Pigeons. Epergne. Fillets of Rabbit Larded.  
Leg of Mutton Roasted.

---

*Third Course.*

Wild Ducks remove with Souffle.  
Jelly. Preserved Pears.  
Ratifa Basket. Epergne. Ratifa Basket.  
Preserved Apples. Jelly.  
Lamb remove with Fondeau.

## DINNER BILLS.

## DINNER OF THREE COURSES.

*First Course.*

	Fried Whiting.	
	Patties.	
Soup.	Epergne.	Soup.
	Patties.	
	Turbot.	

---

*Second Course.*

	Roast Lamb.	
Salad.	Sheep's Tongues.	Lobster Cutlets.
	Patties.	
Turkey.	Epergne.	Ham.
	Patties.	
	Spinage.	
Veal Cutlets.		Dressed Palates.
	Boiled Rump of Beef.	

---

*Third Course.*

	Roast Tongue.	
Custards.	Cream.	Jelly.
	Pastry.	
Plumb Pudding.	Epergne.	Boiled Pudding.
	Pastry.	
Jelly.	Cream.	Custards.
	Wild Ducks.	

up.

ets.

am.

tes.

elly.

ling.

ards.

# INDEX.

Almond  
Almond  
Almond  
Andouille  
Apple du  
Apple fri  
Apple fri  
Apple jel  
Apple jel  
Apple lo  
Apple pi  
Apple pu  
Apple ta  
Apple ta  
Apples,  
Apples,  
Apples,  
Apples,  
Apples,  
Apples,  
Apricot  
Apricot  
Artichol  
Artichol  
Artificia  
Asparag  
Asparag  
Back rib  
Bacon h  
Balname

# INDEX.

	Page		Page
Almond biscuit . . . . .	275	Barbel, to choose . . . . .	9
Almond puffs . . . . .	237	Barberry jam . . . . .	323
Almond soup . . . . .	21	Barberry jelly . . . . .	330
Andouillettes of beef . . . . .	109	Barberries, to pickle . . . . .	344
Apple dumpling . . . . .	256	Barberries, to preserve . . . . .	323
Apple fritters in slices . . . . .	259	Barley broth . . . . .	40
Apple fritters whole . . . . .	260	Barley sugar . . . . .	308
Apple jelly, in shapes . . . . .	269	Baskets, ratifia . . . . .	302
Apple jelly . . . . .	360	Batter pudding . . . . .	251
Apple loaf . . . . .	350	Batter, to fry tripe in . . . . .	111
Apple pie . . . . .	228	Beans, French . . . . .	211
Apple pudding . . . . .	249, ib.	Beans, Windsor . . . . .	ib.
Apple tart . . . . .	268	Bechamel sauce . . . . .	149
Apple tart, with custard . . . . .	ib.	Bechamel sauce, fillet of veal . . . . .	149
Apples, caramile of . . . . .	234	with . . . . .	149
Apples, charlotte of . . . . .	250	Beef, a-la-mode, rump of . . . . .	97
Apples, in calves' foot jelly . . . . .	301	Beef, andouillettes of . . . . .	109
Apples, snowballs with . . . . .	297	Beef bouills . . . . .	98
Apples, souffie of, and custard . . . . .	291	Beef, breast of, pressed . . . . .	ib.
Apples, to preserve . . . . .	315	Beef, breast of, to bone and roll . . . . .	39
Apricot jam . . . . .	334	Beef collops . . . . .	108
Apricot tart . . . . .	291	Beef, fillet of, to roast . . . . .	61
Apricots, to preserve . . . . .	318	Beef gobbets . . . . .	106, 109
Artichoke bottoms . . . . .	209	Beef ham, to cure . . . . .	113
Artichoke bottoms, to pickle . . . . .	243	Beef head, to pot . . . . .	114
Artificial fruit . . . . .	298	Beef loaf . . . . .	123
Asparagus, to pickle . . . . .	240	Beef, minced collops of cold . . . . .	107
Asparagus, with brown sauce . . . . .	209	Beef, observations on roasting . . . . .	71
Back ribs of mutton . . . . .	137	Beef olives . . . . .	104, 106
Bacon hog, pieces in a large . . . . .	3	Beef, round of, to stew, with rich . . . . .	25
Balnatoon skink . . . . .	42, 43	sauce and roots . . . . .	25
	2 c	Beef, rump of, to bone and dress . . . . .	36



INDEX.

405

	Page		Page
Fricandeau of mackerel	63	Grape tart	208
Fricandeaus, tripe as	110	Green gages, to preserve	319
Fricandeau, veal, breast of	165	Green Gascon gooseberries to preserve	312
Fricassee, to make a brown sauce, or	94	Green gooseberry tart	236
Fricassee, white sauce and	148	Green gooseberry tart, with strawberry jam	ib.
Fritters, apple, in slices	259	Green pease soup	28
Fritters, apple, whole	260	Griles, with white sauce	51
Fritters, currant	ib.	Griles, with brown sauce	
Fritters, oyster	262	Gristles, veal, and green pease	
Fritters, Spanish	260, 261	Gristles, veal, fricassee of	
Fronsignas wine	352	Ground rice pudding	27
Frout, artificial	298	Gum paste for ornaments	269
Fruits in season	12		
Frying fish, observations on	68	Haddocks, brown sauce for	163
Frying, rules for	259	Haddocks, to bake	46
Gages, green, to preserve	319	Haddocks, white sauce for	182
Garden soup	23	Haddocks with brown sauce	44
Garden stuffs in season	12	Haddocks with lobster sauce	45
Geese, to choose wild or tame	7	Haddocks with white sauce	ib.
Giblet broth	35	Haggis, to make	125
Giblet pie	221	Ham, beef, to cure	118
Giblet soup	34	Ham, glass for	116
Giblets, goose's, to stew	184	Ham, mutton, to cure	160
Ginger beer	363	Ham, to boil	99
Gingerbread, fine	260	Hare collops	192
Ginger nuts	ib.	Hare, fillets of	192
Ginger tablet	307	Hare, jugged	192
Ginger wine	354, 355	Hare pie	192
Glass for hams, tongues, &c.	116	Hare soup	18, 19
Gobbets of beef	108, 109	Hare, turben of	168
Goose, to roast	65	Hare, to carve	204
Goose, sauce for boiled	93	Hare, to roast	62, ib.
Goose, sauce for roast	181	Hare, sauce for	62, ib.
Goose, to carve	382	Hare, to stew	191
Goose, to truss	378	Hare, to truss	62
Goose's giblets, to stew	194	Hares, to choose	62
Gooseberries, green Gascon, to preserve	312	Hares, to keep sweet	62
Gooseberries, to bottle	331	Haricot of mutton	160
Gooseberry cheese	334	Hartshorn jelly	204
Gooseberry fool	267, ib.	Hash, calf's head	160
Gooseberry jam	324	Head, beef, to pot	160
Gooseberry pie	229	Head, lamb's	160
Gooseberry tart, with custard	236	Heath cock and hen, to choose	6
Gooseberry wine	350	Heath poultice, to choose	6
		Hedgehog, custard like	204

	Page		Page
Heel, cow, to boil	114	Kernels, lamb's, to fricasee	145
Heel, cow, to pot	ib.	Ketchup, mushroom	344
Herring, to choose fresh	10	Kid, to dress	147
Herrings, to choose pickled and red	11	Kidneys, ox, to stew	109
Hog, pieces in	3	Knots, paste	238
Hog, pieces in a large bacon	ib.	Lamb, breast of	142
Hops, to choose good	358	Lamb cutlets	146, ib.
Horse radish and mustard sauce	185	Lamb cutlets with cucumber sauce	144, 145
Hunt to keep meat	123	Lamb cutlets with white or brown sauce	143
Hotch-potch	22	Lamb fashion, pig	78
Hotch-potch, rich	38	Lamb head	143
House lamb, pieces in	2	Lamb, hind quarter of	141
Hunter's pudding	253	Lamb, house, to boil	92
Jam, apricot	324	Lamb kernels, to fricasee	145
Jam, barberry	323	Lamb, loin of	189
Jam, cranberry	324	Lamb, mint sauce for	180
Jam, gooseberry	ib.	Lamb, neck of	140
Jam, raspberry	323	Lamb pie	226
Jam, red currant	ib.	Lamb, pieces in	2
Jam, strawberry	ib.	Lamb's head stove	43
Jargonelle pears, to preserve	313	Lamb, shoulder of	138, 140
Ice cream	269, 290	Lamb steaks	146
Ice cream, mock	269, 290	Lamb steaks, plain	145
Ising for cakes	262	Lamb, to choose	5
Jelly, apple	330	Lamb, to collar	145
Jelly, apple, in shapes	269	Lamb, to roast	72
Jelly, barberry	330	Larks, sauce for	86
Jelly, black currant	327	Larks, to roast	ib.
Jelly, calves' feet	289	Leek soup	35
Jelly, calves' feet, apples in	301	Legs of fowl in form of duck-lings	190
Jelly, clear orange	295	Lemon cream	296
Jelly, cranberry	330, ib.	Lemon pudding	246
Jelly, champagne	329	Lemon tablet	303
Jelly, hartshorn	299	Lettuce, to stew	210
Jelly, orange	294	Leverets, to choose	8
Jelly, red currant	325, 326	Ling, to choose	10
Jelly, rum	299	Liver pudding	124
Jelly, savoury	122	Loaf, apple	250
Jelly, white currant	328, 329	Loaf, beef	123
Levich pudding	243	Loaf bread, to bake	365
Irish stew	41	Loaf, macaroni	205
Italian cheese	285	Loaf, pigeon	198
Italian puff	274	Loaves, diet, to make	270
Italian soup	23, 176		
Jugged hare	136		

Lobst  
Lobst  
Lobst  
Lobst  
Lobst  
Lobst  
Lobst  
Lobst  
Lobst  
Lobst  
Macar  
Macar  
Macar  
Macar  
Macar  
Macar  
Macar  
Macar  
Macker  
Macker  
Macker  
Macker  
Macker  
Macker  
Maigre,  
Mainte  
Mallard  
Malt, to  
Mareng  
Marmal  
Marrow  
Marrow  
Marrow  
Mashing  
(ing)  
Melon, to  
Melons,  
Melvells,  
Milk pun  
Millet pu  
Minced c  
Minced c  
Minced p  
Mint sauce  
Mixed fru  
Mixed fru  
Mock bra  
Mock ice



# INDEX.

407

	Page		Page
Lobster cutlets	57	Mock tomato sauce	134
Lobster in savoury jelly	54	Mock turtle, calf's head as	162
Lobster sauce	47, 48	Mock turtle soup	17
Lobster soup	26	Moorfowl pie	222
Lobster, to fricassée	52	Moorfowl, with brown sauce	197
Lobsters, to choose	10	Moorfowl, with red cabbages	196
Lobsters, to pot	59	Muffin pudding	252
Lobsters with brown sauce	54	Mullegetawny soup	36
Macaroni loaf	205	Mushroom ketchup	344
Macaroni pie	221	Mushrooms, to pickle	348
Macaroni pudding	244	Mustard and horse radish sauce	136
Macaroni soup	33, ib.	Mutton, back ribs of	127
Macaroni soup, with cheese	33	Mutton, breast of, to boil	129
Macaroni, to dress, white	205	Mutton chops	134
Macaroni, with cheese	204	Mutton cutlets, with cucumber sauce	133
Macarons	276	Mutton cutlets, with tomato sauce	134
Mackerel, fricandeau of	63	Mutton, fillets of, larded	136
Mackerel sauce	185	Mutton hams, to cure	120
Mackerel, to choose	10	Mutton, haricot of	130
Mackerel, to dress	53, 62	Mutton, leg of, to boil	60
Mackerel, to fry	63	Mutton, leg of, to bone and stuff	229
Maigre, soup	35	Mutton, leg of, to force and roast	80
Maintenon chops	135	Mutton, loin of	128
Mallard, to carve	384	Mutton, observations on roasting	72
Malt, to choose good	367	Mutton, onion sauce for roast saddle of	179
Marengo	274	Mutton pie	222
Marmalade, orange	324	Mutton pie, like venison	225
Marmalade, quince	325	Mutton, sauce for boiled	179
Marrow pasty	228	Mutton, sauce for a roasted leg of	ib.
Marrow pudding	245	Mutton, shoulder of	128
Mashing the liquor (in brew- ing)	359	Mutton, shoulder of, to stuff and roast	78
Melon, to preserve, in quarters	382	Mutton, to choose	130
Melons, to preserve green	383	Mutton, to hash cold	156
Melvills, to make	298	Mutton, to hash, like venison	71
Milk punch	304	Mutton, to roast	60
Millet pudding	247	Mutton, venison fashion, to roast	60
Minced collops	107	Nassau pudding	248
Minced collops of cold beef	ib.	Nassau puffs	275
Minced pie	227		
Mint sauce, for lamb	180		
Mixed fruit pie	280		
Mixed fruit tart	233		
Mock brawn	177		
Mock ice cream	269, 290		



INDEX.

409

	Page		Page
Pie, mutton, like venison	223	Potato pudding	214
Pie, partridge	221	Poultry in season	6
Pie, neat's foot	226	Poultry, to choose	ib.
Pie, pigeon	220	Pound cake	269
Pie, plum	229	Prawns, to choose	11
Pie, pork	226	Pudding, apple	249, ib.
Pie, rhubarb	229	Pudding, black	125
Pie, veal	225	Pudding, batter	251
Pig, collared	176	Pudding, bread and butter	ib.
Pig, lamb fashion	78	Pudding, carrot	249
Pig, sauce for	77, ib.	Pudding, cheese curd	254
Pig, to bake	76	Pudding, chestnut	256
Pig, to roast a sucking	75	Pudding, custard	250
Pigeon cutlets	197	Pudding, ground rice	247
Pigeon loaf	198	Pudding, hunter's	253
Pigeon pie	220	Pudding, Ipswich	248
Pigeon soup	20	Pudding, lemon	246
Pigeons, boudin of	203	Pudding, liver	124
Pigeons, to broil	201	Pudding, macaroni	244
Pigeons, to choose	8	Pudding, marrow	245
Pigeons, to dress cold	199	Pudding, millet	247
Pigeons, to fricassee, brown	ib.	Pudding, muffin	252
Pigeons, to roast	88	Pudding, Nassau	248
Pigeons, to stew	201	Pudding, oatmeal	126
Pigeons, to truss	381	Pudding, orange	246
Pike, sauce for	183	Pudding, plain bread	245
Pike, to choose	9	Pudding, plum	243
Pike, to fricassee	65	Pudding, potato, to eat with	
Pike, to roast	ib.	roast meat	214
Plaice, to choose	11	Pudding, ratifa	243
Plover, to choose	8	Pudding, sago	247
Plum cake	269	Pudding, soufflé	254
Plum pie	229	Pudding, suet	255
Plum pudding	243	Pudding, sweet	124
Plum pudding, sauce for	185	Pudding, tansy	257
Plum tart	236	Pudding, vermicelli	244
Plums, to preserve	319	Pudding, whole rice	246
Pork hams, to cure	120	Puff paste	216
Pork, observations on roasting	75	Puffs, almond	257
Pork pie	226	Puffs, Italian	274
Pork steaks, to broil	147	Puffs, Nassau	272
Pork steaks, to fry	ib.	Pullet, to choose	7
Pork, to boil pickled	91	Punch, milk	308
Pork, to choose	5		
Pork, to roast	78	Queen cake	271
Portable soup	59	Quince marmalade	258
Potato chesscakes	240	Quince tart	256

	Page		Page
Quince wine	354	Sago pudding	247
Quinces, whole, to preserve	313	Salad sauce	214
Rabbit, to roast	84	Salad, winter	215
Rabbit, to roast, hare fashion	ib.	Salmon, to boil kipper	62
Rabbit smothered with onions	193	Salmon, to choose	9
Rabbit, to curry	195	Salmon, to choose pickled	11
Rabbit, to smother with onions, white	194	Salmon, to pickle	66
Rabbit, to truss	362	Salmon, with white sauce	51
Rabbits, sauce for boiled	98	Salmon, with brown sauce	ib.
Rabbits, boudin of	202	Samphire, to pickle	399
Rabbits to choose	8	Sandwich	205
Rabbits, to fricassee	204	Sandwich, Cheshire	206
Ragout, beef tongue	100	Sandwich, Dutch	ib.
Ranquin	263	Sandwich, English	ib.
Raspberry cream	296	Santé, soup	16
Raspberry jam	325	Sauce, bechamel	148
Raspberry tart	232	Sauce, brown	44
Raspberry wine	351, 358	Sauce, brown, for haddocks	183
Ratifa baskets	302	Sauce, brown, or fricassee	94
Ratifa biscuit	276	Sauce, crab	59
Ratifa pudding	242	Sauce for boiled ducks or rabbits	93
Red cabbage	211	Sauce for boiled goose	ib.
Red cabbage, to pickle	343	Sauce for boiled mutton	179
Reumat, to prepare	371	Sauce for boiled turkey	92, 180
Rhubarb pie	229	Sauce for ducks	87
Rhubarb tart	235	Sauce for dumpling	186
Rice, casserole of, with curry	167	Sauce for dressed cod	182
Rice, omelettes of	169	Sauce for fowl	86
Rice cheesecakes	241	Sauce for hare	83, ib.
Rice custard, to turn out	226	Sauce for larks	86
Rice pudding, whole	246	Sauce for pig	77, ib.
Rice pudding, small	247	Sauce for pike or perch	183
Rice, to boil, separately	184	Sauce for plain bread pudding	186
Ricotta	266	Sauce for plum pudding	185
Roasting, rules for	70	Sauce for roast ducks	181
Rolls	366	Sauce for roast goose	ib.
Rolls, veal	159	Sauce for roast saddle of mutton	179
Roast of beef, to roast a salt	69	Sauce for roast turkey	85
Roast of beef, to stew, with rich sauce and roots	95	Sauce for roast turkey or fowls	180
Roast cake	277	Sauce for roast venison	79
Rum jelly	269	Sauce for trouts	184
Roast of beef à-la-mode	97	Sauce for turbot	184
Rump soup	21	Sauce for wild ducks	181
Rump, sheep	138	Sauce, lobster	47, 48
		Sauce, mackerel	185
		Sauce, mint, for lamb	180
		Sauce, mock tomato	137

# INDEX.

	Page		Page
Sauce, mustard and horse radish	185	Soles, to dress	51
Sauce, onion, for roast shoulder		Souffle of apples and custard	291
of mutton	179	Souffle pudding	254
Sauce, paraley and butter	185	Soup, almond	21
Sauce, salad	214	Soup, brown	15
Sauce, akate	184	Soup, chestnut	20
Sauce, tomata	134	Soup cressy	16
Sauce, white	45	Soup, curry	32
Sauce, white, and fricasee	148	Soup, fine pease	25
Sauce, white, for haddocks	182	Soup, flounder	36
Sauce, woodcock	181	Soup, garden or vegetable	23
Sauces, rich cullis for	121	Soup, giblet	34
Sausages with red cabbage	115	Soup, green pease	28
Savoury jelly	122	Soup, hare	18, ib.
Savoy biscuit	273	Soup, Italian	28, 178
Savoy cake	278	Soup, leek	35
Scallop oysters	58	Soup, lobster	26
Scotch collops	160	Soup, macaroni	33, ib.
Sea-cake, with white sauce	207	Soup, macaroni, with cheese	33
Sea-cat, with brown sauce	53	Soup maigre	35
Sea-cat, with white sauce	ib.	Soup, mock turtle	17
Seed cake	268	Soup, mullegetawney	36
Sheep, pieces in	2	Soup, onion	87
Sheep rumps, to dress, with rice	132	Soup, ox head	19
Sheep tongues as fricandeau	191	Soup, oyster	26, 27
Sheep tongues baked, with white		Soup, partridge	32
sauce	192	Soup, pease	19, 20
Sheep tongues in paste	ib.	Soup, pigeon	38
Sheep tongues with onions	161	Soup, portable	27
Sheep's head broth	41	Soup, rich rice	21
Shortbread	281	Soup, rump	16
Shrewsbury cake	271	Soup santé	37
Shrimps, to choose	11	Soup, turnip	20
Sillabubs	292	Soup, veal	24
Skate in savoury jelly	55	Soup, vermicelli	28, 30, ib.
Skate, sauce for	184	Soup, white	228
Skates, to choose	10	Spanish cream	300
Skate, to crimp	51	Spanish fumery	290, 321
Skink, Balmamoon	42, 43	Spanish fritters	212
Smelts, to choose	9	Spinage, to dress	22
Smelts, to fry	61	Sponge, orange	22
Snipes, to choose	8	Spruce beer	12
Snipes, to roast	87	Steaks, beef, to stew	12
Snipes, to truss	380	Steaks, beef, to broil	12
Snowballs of eggs	297	Steaks, lamb, plain	14
Snowballs with apples	ib.	Steaks, lamb	14
Soles, to choose	10	Stew, Irish	41



## INDEX.

Page		Page		Page
101	Veal, breast of, rolled	153	Vermicelli soup	24
72	Veal, cold, to fricassee	161	Vessels, brewing	368
102	Veal, cold, to fry	162	Vinegar, to make	385, 396
62	Veal, cold roast, white	160	Vol au vent	223
116	Veal cutlets	156	Walnuts, to pickle, black	339
181	Veal, fillet of, with bechamel sauce	148	Walnuts, to pickle, green	ib.
132	Veal, fillet of, bechamelled	176	Water, best for brewing	357
ib.	Veal fricandeau, breast of	155	Whigs for teabread	367
131	Veal, fricandeau of	154	White sauce	45, 163
236	Veal fricandeau and green peas	156	White sauce and fricassee	143
296	Veal gristles, fricassee of	197	White soup	29, 30, ib.
110	Veal, loin of	152	Whittings, to choose	9
112	Veal, loin of, to fricassee	152, 156	Whittings, with white sauce	47
110	Veal, observations on roasting	73	Wildfowl, to truss	379
111	Veal olives	156, 159	Windsor beans	211
ib.	Veal olives, chartreaux of	163	Wine, cowslip	355
ib.	Veal pie	325	Wine, currant	343, 349, ib.
9	Veal rolls	159	Wine, damson	356
66	Veal soup	20	Wine, elderberry	351
184	Veal, to collar	173	Wine, English champaign	352
166	Veal, to choose	4	Wine, Frontignac	ib.
48	Veal, to roast	73	Wine, ginger	354, 355
184	Vegetable soup	23	Wine, gooseberry	350
68	Venison fashion, mutton	60	Wine, pearl gooseberry	ib.
10	Venison, paste	222	Wine, quince	ib.
47	Venison, sauce for roast	79	Wine, raspberry	351, 352
92	Venison, season for	5	Wine, strawberry	ib.
85	Venison, to choose	ib.	Winter salad	ib.
91	Venison, to keep, sweet	60	Woodcock sauce	ib.
362	Venison, to roast	79	Woodcock, to truss	360
7	Vermicelli custard	300	Woodcocks, to choose	8
84	Vermicelli pudding	244	Woodcocks, to roast	67
376				
376				
57				
212				
310				
162				

THE END.

**EDINBURGH:**

**Printed by ANDREW MACGREGOR, Thistle Lane.**









DINNER BILLS.

R OF THREE COURSES.

*First Course.*

Fried Sales.

Patties.

Epergne. Vermicelli Soup.

Patties.

Salmon.

---

*Second Course.*

Boiled Leg of Pork.

Stewers. Sheep Tongues Larded.

Epergne. Tongue.

Dressed Lobster.

Roast of Veal Roasted.

---

*Third Course.*

DINNER

Oyster Soup.

Roast

Stewed Pigeons.

Tongue.

Shoulder of Lamb

Chine

Lobster Soup.

Voulevant of O  
Turkey.  
Turben of Harè

