

**CIHM
Microfiche
Series
(Monographs)**

**ICMH
Collection de
microfiches
(monographies)**



Canadian Institute for Historical Microreproductions / institut canadien de microreproductions historiques

© 1997

Technical and Bibliographic Notes / Notes techniques et bibliographiques

The Institute has attempted to obtain the best original copy available for filming. Features of this copy which may be bibliographically unique, which may alter any of the images in the reproduction, or which may significantly change the usual method of filming are checked below.

- Coloured covers / Couverture de couleur
- Covers damaged / Couverture endommagée
- Covers restored and/or laminated / Couverture restaurée et/ou pelliculée
- Cover title missing / Le titre de couverture manque
- Coloured maps / Cartes géographiques en couleur
- Coloured ink (i.e. other than blue or black) / Encre de couleur (i.e. autre que bleue ou noire)
- Coloured plates and/or illustrations / Planches et/ou illustrations en couleur
- Bound with other material / Relié avec d'autres documents
- Only edition available / Seule édition disponible
- Tight binding may cause shadows or distortion along interior margin / La reliure serrée peut causer de l'ombre ou de la distorsion le long de la marge intérieure.
- Blank leaves added during restorations may appear within the text. Whenever possible, these have been omitted from filming / Il se peut que certaines pages blanches ajoutées lors d'une restauration apparaissent dans le texte, mais, lorsque cela était possible, ces pages n'ont pas été filmées.
- Additional comments / Commentaires supplémentaires:

L'Institut a microfilmé le meilleur exemplaire qu'il lui a été possible de se procurer. Les détails de cet exemplaire qui sont peut-être uniques du point de vue bibliographique, qui peuvent modifier une image reproduite, ou qui peuvent exiger une modification dans la méthode normale de filmage sont indiqués ci-dessous.

- Coloured pages / Pages de couleur
- Pages damaged / Pages endommagées
- Pages restored and/or laminated / Pages restaurées et/ou pelliculées
- Pages discoloured, stained or foxed / Pages décolorées, tachetées ou piquées
- Pages detached / Pages détachées
- Showthrough / Transparence
- Quality of print varies / Qualité inégale de l'impression
- Includes supplementary material / Comprend du matériel supplémentaire
- Pages wholly or partially obscured by errata slips, tissues, etc., have been refilmed to ensure the best possible image / Les pages totalement ou partiellement obscurcies par un feuillet d'errata, une pelure, etc., ont été filmées à nouveau de façon à obtenir la meilleure image possible.
- Opposing pages with varying colouration or discolourations are filmed twice to ensure the best possible image / Les pages s'opposant ayant des colorations variables ou des décolorations sont filmées deux fois afin d'obtenir la meilleure image possible.

This item is filmed at the reduction ratio checked below /
Ce document est filmé au taux de réduction indiqué ci-dessous.

10x																			
													✓						
	12x		16x		20x		24x		28x		32x								

The copy filmed here has been reproduced thanks to the generosity of:


Stauffer Library
Queen's University

The images appearing here are the best quality possible considering the condition and legibility of the original copy and in keeping with the filming contract specifications.

Original copies in printed paper covers are filmed beginning with the front cover and ending on the last page with a printed or illustrated impression, or the back cover when appropriate. All other original copies are filmed beginning on the first page with a printed or illustrated impression, and ending on the last page with a printed or illustrated impression.

The last recorded frame on each microfiche shall contain the symbol \rightarrow (meaning "CONTINUED"), or the symbol ∇ (meaning "END"), whichever applies.

Maps, plates, charts, etc., may be filmed at different reduction ratios. Those too large to be entirely included in one exposure are filmed beginning in the upper left hand corner, left to right and top to bottom, as many frames as required. The following diagrams illustrate the method:



L'exemple filmé fut reproduit grâce à la générosité de:


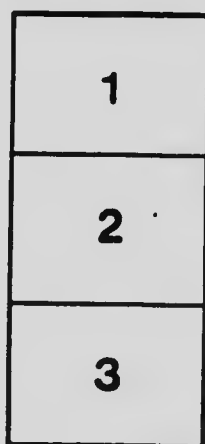

Stauffer Library
Queen's University

Les images suivantes ont été reproduites avec le plus grand soin, compte tenu de la condition et de la netteté de l'exemple filmé, et en conformité avec les conditions du contrat de filmage.

Les exemplaires originaux dont la couverture en papier est imprimée sont filmés en commençant par le premier feuillet et en terminant soit par la dernière page qui comporte une empreinte d'impression ou d'illustration, soit par le second feuillet, selon le cas. Tous les autres exemplaires originaux sont filmés en commençant par la première page qui comporte une empreinte d'impression ou d'illustration et en terminant par la dernière page qui comporte une telle empreinte.

Un des symboles suivants apparaîtra sur la dernière image de chaque microfiche, selon le cas: le symbole \rightarrow signifie "A SUIVRE", le symbole ∇ signifie "FIN".

Les cartes, planches, tableaux, etc., peuvent être filmés à des taux de réduction différents. Lorsque le document est trop grand pour être reproduit en un seul cliché, il est filmé à partir de l'angle supérieur gauche, de gauche à droite, et de haut en bas, en prenant le nombre d'images nécessaire. Les diagrammes suivants illustrent la méthode.



MICROCOPY RESOLUTION TEST CHART

(ANSI and ISO TEST CHART No. 2)



APPLIED IMAGE Inc

1653 East Main Street
Rochester, New York 14609 SA
(716) 482-0300 - Phone
(716) 288-5989 - Fax

REPORT
OF THE
CANADIAN ARCTIC EXPEDITION
1913-18

VOLUME III: INSECTS



G
670
1913
121
5,003
Pr. 1.
7.3

OTTAWA
F. A. ACLAND
PRINTER TO THE KING'S MOST EXCELLENT MAJESTY
1922

Price: Paper, 50 cents; Cloth, \$1.00.

Report of the Canadian Arctic Expedition, 1913-18.

VOLUME I: GENERAL INTRODUCTION, NARRATIVE, ETC.

- Part A: NORTHERN PARTY, 1913-18. By Vilhjalmur Stefansson. (In preparation).
Part B: SOUTHERN PARTY, 1913-16. By Rudolph Martin Anderson. (In preparation).

VOLUME II: MAMMALS AND BIRDS

- Part A: MAMMALS OF WESTERN ARCTIC AMERICA.
By Rudolph Martin Anderson. (In preparation).
Part B: BIRDS OF WESTERN ARCTIC AMERICA.
By R. M. Anderson and P. A. Taverner. (In preparation).

VOLUME III: INSECTS

- INTRODUCTION. By C. Gordon Hewitt. (Issued December 10, 1920).
Part A: COLLEMBOLA. By Justus W. Folsom. (Issued July 10, 1919).
Part B: NEUROPTEROID INSECTS. By Nathan Banks. (Issued July 11, 1919).
Part C: DIPTERA.
Craneflies. By Charles P. Alexander.
Mosquitoes. By Harrison G. Dyar.
Dipterophora (gen. Tipula and Culicella). By I. R. Malloch. (Issued July 14, 1919).
Part D: MALLOPHAGA AND ANOPLURA.
Mallophaga. By A. W. Baker.
Anoplura. By G. F. Ferris and G. H. F. Nuttall. (Issued September 12, 1919).
Part E: COLEOPTERA.
Forest Insects, including Ichne, Cerambycidae, and Buprestidae. By J. M. Swaine.
Carabidae and Silphidae. By H. C. Fall.
Coccinellina, Eideridae, Chrysomelidae and Rhynchophora (excluding Iridae).
By C. W. Leng.
Dytiscidae. By J. D. Sherman, Jr. (Issued December 12, 1919).
Part F: HEMIPTERA. By Edward P. VanDuzee. (Issued July 11, 1919).
Part G: HYMENOPTERA AND PLANT GALLS.
Sawflies. (Tenthredinoidea). By Alex. D. MacGillivray.
Parasitic Hymenoptera. By Charles T. Brues.
Wasps and Bees. By F. W. L. Sladen.
Plant Galls. By E. Porter Felt. (Issued November 3, 1919).
Part H: SPIDERS, MITES AND MYRIAPODS.
Spiders. By J. H. Fuerton.
Mites. By Nathan Banks.
Myriapods. By Ralph V. Chamberlin. (Issued July 14, 1919).
Part I: LEPIDOPTERA. By Arthur Gibson. (Issued January 10, 1920).
Part J: ORTHOPTERA. By E. M. Walker. (Issued September 4, 1920).
Part K: GENERAL OBSERVATIONS ON INSECT LIFE IN THE ARCTIC.
By Frits Johansen. (Issued November 7, 1921).
Part L: GENERAL INDEX. (In press).

VOLUME IV: BOTANY

- Part A: FRESHWATER ALGAE AND FRESHWATER DIATOMS. By Charles W. Lowe. (In press).
Part B: MARINE ALGAE. By F. S. Collins. (In preparation).
Part C: FUNGI. By John Dearness. (In press).
Part D: LICHENS. By G. K. Merrill. (In preparation).
Part E: MOSSSES. By R. S. Williams. (Issued February 8, 1921).

VOLUME V: BOTANY

- Part A: VASCULAR PLANTS. By James M. Macoun and Theo. Holm. (Issued October 11, 1921).
Part B: CONTRIBUTIONS TO MORPHOLOGY, SYNONYMY AND GEOGRAPHICAL DISTRIBUTION OF ARCTIC PLANTS. By Theo. Holm. (Issued February 10, 1922).
Part C: GENERAL NOTES ON ARCTIC VEGETATION. By Frits Johansen. (In preparation)

VOLUME VI: FISHES, TUNICATES, ETC.

- Part A: FISHES. By F. Johansen. (In preparation).
Part B: ASCIDIANS, ETC. By A. G. Huntsman. (Issued November 29, 1922).

VOLUME VII: CRUSTACEA

- Part A: DECAPOD CRUSTACEANS. By Mary J. Rathbun. (Issued August 18, 1919).
Part B: SCHIZOPOD CRUSTACEANS. By Waldo L. Schmitt. (Issued September 22, 1919).
Part C: CUMACEA. By W. T. Cushman. (Issued October 15, 1920).
Part D: ISOPODA. By P. L. Boone. (Issued November 10, 1920).
Part E: AMPHIPODA. By Clarence R. Shotmaker. (Issued September 7, 1920).
Part F: PANDORONIDA. Leon J. Cole. (In press, January 5, 1921).
Part G: PHYLLOPODA. By F. Johansen. (Issued May 10, 1922).
Part H: CLADOCERA. By Chancey Juday. (Issued June 23, 1920).
Part I: OSTRACODA. By R. W. Sharpe. (In preparation).
Part J: FRESHWATER COPEPODA. By C. Dwight Marsh. (Issued April 21, 1920).
Part K: MARINE COPEPODA. By A. Willey. (Issued June 25, 1920).
Part L: PARASITIC COPEPODA. By Charles B. Wilson. (Issued August 6, 1920).
Part M: CIRRIPEdia. By H. A. Pilsbry. (In preparation).
Part N: THE CRUSTACEAN LIFE OF SOME ARCTIC LAGOONS, LAKES AND PONDS.
By F. Johansen. (In press).

REPORT
OF THE
CANADIAN ARCTIC EXPEDITION
1913-18

VOLUME III: INSECTS



OTTAWA
I. A. ACLAND
PRINTER TO THE KING'S MOST EXCELLENT MAJESTY
1922



E 570 E 200 43 1407 . 3

This volume is one of a series of reports dealing with the results of the Canadian Arctic Expedition, 1913-1918, which was led by Mr. Vilhjalmur Stefansson under the direction of the Department of the Naval Service. The Geological Survey of the Department of Mines was also interested in the expedition, sending several specialists with it, and is issuing this volume as part of the series of technical reports. Copies of the papers in this volume may be obtained for fifty cents per set from the Department of Mines, Ottawa.



**DOUGLAS
LIBRARY**

**QUEEN'S UNIVERSITY
AT KINGSTON**

KINGSTON ONTARIO CANADA

P R E F A C E

The series of reports of which this is Volume III and the second complete volume to be issued, will give the narrative and scientific results of the Canadian Arctic Expedition, 1913-18. The expedition, under the command of Mr. Vilhjalmur Stefansson, was originally planned to remain in the field from 1913 to 1916, and earlier publications refer to it as the Canadian Arctic Expedition, 1913-16. Although many members of the scientific staff were officers of the Geological Survey of the Department of Mines, the general direction of the expedition for administrative purposes was placed in the hands of the Department of the Naval Service.

As the expedition was planned to work in two comparatively distinct fields at some distance from each other, it was divided into two parties. The Northern Party, whose field was primarily the Beaufort sea and the Arctic archipelago, remained in the field from 1913 to 1918 under the immediate supervision of Mr. V. Stefansson. The work of the Southern Party was confined more particularly to the Arctic mainland and the adjacent islands, under the direction of Dr. R. M. Anderson, and returned in the autumn of 1916. General accounts of the work of the two main parties and subsidiary parties, rosters of the scientific staffs and a portion of their contributions to the results of the expedition have been given in summary reports to the Government and in popular narrative and will be summed up in the forthcoming Volume I of this series.

In order to have the scientific results of the expedition properly worked up, the specimens distributed to specialists, and the reports adequately published, an Arctic Biological Committee was appointed jointly by the Department of the Naval Service and the Department of Mines in January, 1917. This committee consisted of Chairman, Professor E. E. Prince, F.R.S.C., D.Sc., Dominion Commissioner of Fisheries; Secretary, James M. Macoun, C.M.G., F.L.S., Botanist and Chief of the Biological Division of the Geological Survey; Professor A. B. Macallum, F.R.S.C., M.D., D.Sc., Ph.D., LL.D., Chairman of the Commission for Scientific and Industrial Research (later professor of botany at McGill University); C. Gordon Hewitt, F.R.S.C., D.Sc., Dominion Entomologist and Consulting Zoologist of the Department of Agriculture; and R. M. Anderson, Ph.D., Zoologist of the Geological Survey, representing the expedition and the Victoria Memorial Museum, the final depository of the specimens collected by the expedition. Various members of the committee took up the editing of different sections, and Dr. R. M. Anderson was appointed general editor of the reports.

The Committee has been at work for nearly six years and reports have been prepared or are in preparation by seventy-three specialists. Dr. Hewitt had fortunately practically completed his work on Volume III (Insects) before his untimely death on February 29, 1920, but Mr. Macoun had not finished his work on the botanical volumes at the time of his death on January 6, 1920. The scope of the committee was later enlarged to include the geographical, topographical, and anthropological work of the expedition and three new members were added in 1920, namely A. G. Huntsman, F.R.S.C., Ph.D., of the Biological Board of Canada; Edward Sapir, F.R.S.C., Ph.D., Chief of the Division of Anthropology, Victoria Memorial Museum; and M.O. Malte, Ph.D., Dominion Agrostologist and Honorary Curator (later Chief Botanist) of the National Herbarium.

For convenience in publication and distribution it was arranged that the Department of the Naval Service should issue Volumes I (Narrative of the Expedition), VI, VII, VIII, IX, and X (Marine Biology and Hydrography), and XII (The Life of the Copper Eskimos), while the Department of Mines

should issue Volumes II (Birds and Mammals), III (Insects), IV and V (Botany), XI (Geology and Geography), XIII, XIV, and XV (Ethnology), and XVI (Archaeology.) After the amalgamation of the Department of the Naval Service with the Department of Militia and Defence in 1922, the interests of that department in the reports were transferred to the Department of Marine and Fisheries. Where several different reports are included under one volume, dated separates are issued for distribution to specialists interested in the particular branch covered, and copies are preserved to be bound in the complete series of volumes.

As soon as possible after the return of the expedition, the collections of insects were turned over to the late Dr. C. Gordon Hewitt, Dominion Entomologist and Consulting Zoologist of the Department of Agriculture and Honorary Curator of the National Collection of Insects. He immediately made arrangements to have the specimens sent to the twenty-four specialists who have had a share in the preparation of this volume. Much credit is due to the energy of Dr. Hewitt in pushing the completion of the reports and for careful attention to their form and accuracy. After the death of Dr. Hewitt, Mr. Arthur Gibson, F.R.S.C. his successor as Dominion Entomologist, has aided much in bringing the work to a close. The index to Volume III was in a large part prepared by Mr. R. P. Gorham, Assistant Entomologist in the Entomological Branch of the Department of Agriculture.

ARCTIC PUBLICATIONS COMMITTEE.

Ottawa, November, 1922.

CONTENTS

Volume III: Insects

- INTRODUCTION. By C. Gordon Hewitt. (Issued December 10, 1920.)
- Part A: COLLEMBOLA. By Justus W. Folsom. (Issued July 10, 1919.)
- Part B: NEUROPTEROID INSECTS. By Nathan Banks. (Issued July 11, 1919.)
- Part C: DIPTERA.
 Crane-flies. By Charles P. Alexander.
 Mosquitoes. By Harrison G. Dyar.
 Diptera (excluding Tipulidae and Culicidae). By J. R. Malloch. (Issued July 14, 1919.)
- Part D: MALLOPHAGA AND ANOPLURA.
 Mallophaga. By A. W. Baker.
 Anoplura. By G. F. Ferris and G. H. F. Nuttall. (Issued September 12, 1919.)
- Part E: COLEOPTERA.
 Forest Insects, including Ipidae, Cerambycidae, and Buprestidae. By J. M. Swaine.
 Carabidae and Silphidae. By H. C. Fall.
 Coccinellidae, Elateridae, Chrysomelidae, and Rhyngelophora (excluding Ipidae).
 By C. W. Leng.
 Dytiscidae. By J. D. Sherman, Jr. (Issued December 12, 1919.)
- Part F: HEMIPTERA. By Edward P. Van Duzee. (Issued July 11, 1919.)
- Part G: HYMENOPTERA AND PLANT GALLS.
 Sawflies. (Tenthredinoidea). By Alex. D. MacGillivray.
 Parasitic Hymenoptera. By Charles T. Brues.
 Wasps and Bees. By F. W. L. Sladen.
 Plant Galls. By E. Porter Felt. (Issued November 3, 1919.)
- Part H: SPIDERS, MITES, AND MYRIAPODS.
 Spiders. By J. H. Emerton.
 Mites. By Nathan Banks.
 Myriapods. By Ralph V. Chamberlin. (Issued July 14, 1919.)
- Part I: LEPIDOPTERA. By Arthur Gibson. (Issued January 10, 1920.)
- Part J: ORTHOPTERA. By E. M. Walker. (Issued September 4, 1920.)
- Part K: INSECT LIFE ON THE WESTERN ARCTIC COAST OF AMERICA. By Frits Johansen. (Issued November 7, 1921.)
- Part L: GENERAL INDEX.



Report of the Canadian Arctic Expedition, 1913-18,
Volume III, Insects.

ERRATA

- Part C, p. 19, eighteen lines from bottom, read Dr. I. C. Nielsen.
p. 37, nineteen lines from bottom, read species of this genus in the collection.
p. 10, line 12, for *Campocladius*, read *Camptocladius*.
p. 47, eleven lines from bottom, for male, read female.
p. 77, line 6, for *Sactophaga*, read *Scatophaga*.
- Part E, p. 17, 8-9 lines from bottom, read: tundra east of Collinson point, Alaska, June 15, 1914, No. 1642. Collinson point, Alaska, September 2, 1914. The last one was collected as larva.
- Part F, p. 3, line 8 from bottom, for **Lobopidea** read **Labopidea**.
- Part G, p. 3, 4 lines from bottom omit (*Teredo*).
p. 4, 22 lines from bottom, for ? after *Heracleum*, read *lanatum*.
- Part H, p. 20, line 5, for **Ethpolys** read **Ethopolys**.
- Part I, plate facing p. 32, for *octopetala*, read *integrifolia*.
- Part K, p. 4, line 10, for *Chamaerium* read *Chamaenerium*.
p. 4, line 32, for altitude read latitude.
p. 5, line 7, for *Micranecta* read *Microneta*.
p. 5, line 14, for *Iris*, read *Iris*.
p. 6, line 10, the citation Canad. Entom., 1917-18, refers to *Tipula coracina* Alex.
p. 7, line 1, for Cyperaceae, read Cyperaceae.
p. 7, under May 21-31, for *Martensia*, read *Mertensia*.
p. 7, under June 1-10, for *Caryophyllaceae*, read *Caryophyllaceae*.
p. 7, under June 21-30, for *chamaemorus* read *Chamaemorus*.
p. 7, under June 11-15, for *selago* read *Selago*.
p. 7, under June 27-28, for *nelsoniana* read *Nelsoniana*.
p. 7, under June 29-30, for *arotica*, read *arctica*.
p. 7, under July 2-7, for *hirculus* read *Hirculus*.
p. 8, footnote, for Johnson, read Johansen.
p. 8, under July 17, for *edwardsii* read *Edwardsii*.
p. 8, under July 26-27, for *rhodiola* read *Rhodiola*.
p. 8, under August 3, for *Arctogrostis* read *Aretagrostis*.
p. 9, footnote, for Diatoms, read Diatoms.
p. 14, eight lines from bottom, for *Læmnipes*, read *Lamnipes*.
p. 14, line 7, for *colias*, read *Colias*.
p. 14, line 9, for *brenthis* read *Brenthis*.
p. 15, under August 11-20, for *Salix* read *Salix*, and for *richardsonii* read *Richardsonii*.
p. 17, twenty-six lines from bottom, for *Eurycerus*, read *Eurycercus*.
p. 20, line 29, for *armeria* read *Armeria*.
p. 20, under July 1-15, for *armeria* read *Armeria*.
p. 20, under July 1-15, for *scirpioidea* read *scirpoidea*.
p. 20, under July 1-15, for *pallasii* read *Pallasii*.
p. 20, under July 16-31, for *Roaldi* read *Roaldi*.

Canadian Arctic Expedition, 1913-18


- p. 21, seven lines from top and one line from bottom, read *Eriophorum*.
p. 21, under September, for *armeria* read *Armeria*.
p. 22, seventeen lines from bottom, read *Tanytarsus* sp.
p. 27, line 27, read midge-larvae.
p. 29, line 24, for *Hyphoraia*, read *Hyphoraia*.
p. 36, line 27, for Dytiscid, read Dytiscid.
p. 37, fourteen lines from top, for similar, read similar.
p. 38, line 10, for *Atropos and Troctes*, read *Atropos and Troctes*.
p. 38, footnote 1, six lines from bottom of page, for arthropods, read arthropods.
p. 38, footnote 1, four lines from bottom of page, for T. C. Schiödte, read I. C. Schiödte.
p. 38, footnote 1, after W. Lundbeck, Notitser om Grönlands entomolog. Fauna, read Entomolog. Meddel., Kbhvn., Bd. III, 1891-92, pp. 27-34.
p. 39, line 45, for lepidotera, read lepidoptera.
p. 39, line 19, for rhynehopora, read rhynehophora.
p. 45, Legends under figures transposed. Fig. 1, Tree river; fig. 2, Mackenzie river delta.

G670 1913 C2t v.3 Pref. c.3

Report of the Canadian Arctic
Expedition.



7559
7559



edition, 1913-18.

VOLUME VIII: ECHINODERMS, COELENTERATES, ETC.

- Part A: MOLLUSKS, RECENT AND PLEISTOCENE. By William H. Dall. *(Issued September 24, 1919)*
- Part B: CEPHALOPODA AND PTEROPODA.
 - Cephalopoda. By S. S. Berry.
 - Pteropoda. By W. F. Clapp. *(In preparation)*
- Part C: ECHINODERMS. By Austin H. Clark. *(Issued April 6, 1920)*
- Part D: CRYZOA. By R. C. Osburn. *(In press)*
- Part E: ROTIFORIA. By H. K. Harring. *(Issued December 25, 1921)*
- Part F: CHARTOGNATHA. By A. G. Hantsman. *(In preparation)*
- Part G: ALCYONARIA AND ACTINARIA. By A. E. Verrill. *(Issued April 28, 1922)*
- Part H: MEDUSAE AND CTENOPHORA. By H. B. Bigelow. *(Issued June 29, 1920)*
- Part I: HYDROIDS. By C. McLean Fraser. *(Issued August 13, 1921)*
- Part J: PORIFERA. By A. Denly. *(In preparation)*

VOLUME IX: ANNELIDS, PARASITIC WORMS, PROTOZOANS, ETC.

- Part A: OLIGOCHEATA.
 - Lumbricidae. By Frank Smith.
 - Echytridae. By Paul S. Welch. *(Issued September 22, 1919)*
- Part B: POLYCHAETA. By Ralph V. Chamberlin. *(Issued November 16, 1920)*
- Part C: HIRUDINEA. By I. P. Moore. *(Issued February 26, 1921)*
- Part D: CEPHYRIA. By Ralph V. Chamberlin. *(Issued June 9, 1920)*
- Part E: ACANTHOEPIHALA. By H. J. Van Cleave. *(Issued April 7, 1920)*
- Part F: NEMATODA. By N. A. Cobb. *(In preparation)*
- Part G-II: TRIMASTODA AND CESTODA. By A. R. Cooper. *(Issued February 1, 1921)*
- Part J: GORDIACEA.
- Part K: NEMATINI. By Ralph V. Chamberlin. *(In preparation)*
- Part L: SPOZOZA. By J. A. Mayor. *(In preparation)*
- Part M: FORAMINIFERA. By J. A. Cushman. *(Issued February 6, 1920)*

VOLUME X: PLANKTON, HYDROGRAPHY, TIDES, ETC.

- Part A: PLANKTON. By Albert Mann. *(In preparation)*
- Part B: MARINE DIATOMS. By E. W. Bailey. *(In preparation)*
- Part C: TIDAL OBSERVATIONS AND RESULTS. By W. Bell Dawson. *(Issued October 1, 1920)*
- Part D: HYDROGRAPHY. *(In preparation)*

VOLUME XI: GEOLOGY AND GEOGRAPHY

- Part A: THE GEOLOGY OF THE ARCTIC COAST OF CANADA, WEST OF THE KENT PENINSULA. By J. E. O'Neill. *(Ready for press)*
- Part B: MAPS AND GEOGRAPHICAL NOTES. By Kenneth G. Chipman and John R. Cox. *(In preparation)*

VOLUME XII: THE COPPER ESKIMOS

- Part A: THE LIFE OF THE COPPER ESKIMOS. By D. Jenness. *(Issued January 1, 1920)*
- Part B: THE PHYSICAL CHARACTERISTICS OF THE WESTERN AND COPPER ESKIMOS. By D. Jenness. *(In preparation)*
- Part C: THE OSTEOLOGY OF THE WESTERN AND CENTRAL ESKIMOS. By John Cameron. *(In preparation)*

VOLUME XIII: TECHNOLOGY OF THE COPPER ESKIMOS

- Part A: TECHNOLOGY OF THE COPPER ESKIMOS. *(To be prepared)*

VOLUME XIV: ESKIMO FOLK-LORE AND LANGUAGE

- Part A: ESKIMO MYTHS AND TRADITIONS FROM ALASKA, THE MACKENZIE DELTA, AND CORONATION GULF. By D. Jenness. *(Ready for press)*
- Part B: COMPARATIVE GRAMMAR AND VOCABULARY OF THE ESKIMO DIALECTS OF POINT BARROW, THE MACKENZIE DELTA, AND CORONATION GULF. By D. Jenness. *(In preparation)*

VOLUME XV: ESKIMO STRING FIGURES AND SONGS

- Part A: STRING FIGURES OF THE ESKIMOS. By D. Jenness. *(Ready for press)*
- Part B: SONGS OF THE COPPER ESKIMOS. By Helen H. Roberts and D. Jenness. *(In preparation)*

VOLUME XVI: ARCHAEOLOGY

- CONTRIBUTIONS TO THE ARCHAEOLOGY OF WESTERN ARCTIC AMERICA. *(To be prepared)*



