


PROGRAMME D'EXPANSION COMMERCIALE ET INDUSTRIELLE

RAPPORT TRIMESTRIEL DES ACTIVITÉS ET RÉSULTATS

**OCTOBRE - DÉCEMBRE 1994
(3e TRIMESTRE, AF 1994 - 95)**



RÉSUMÉS GRAPHIQUES INCLUS

MARS 1995




TABLE DES MATIÈRES

PROGRAMME D'EXPANSION COMMERCIALE ET INDUSTRIELLE

INTRODUCTION

RÉSUMÉ DE L'ACTIVITÉ COMMERCIALE ET INDUSTRIELLE DES RÉSULTATS DU
PROGRAMME D'OCTOBRE - DÉCEMBRE 1994 (3^{ème} TRIMESTRE, ANNÉE
FINANCIÈRE 1994-95)

RENTREES DES ACTIVITÉS

RAPPORT TRIMESTRIEL

DES ACTIVITÉS ET DES RÉSULTATS

ENSEMBLE DES ACTIVITÉS COMMERCIALES (A ÉCHELLE MONDIALE)

AMÉRIQUE ET MOYEN-ORIENT

ASIE ET PACIFIQUE

EUROPE

AMÉRIQUE LATINE ET ANTILLES

ÉTATS UNIS

OCTOBRE - DÉCEMBRE 1994
(3^{ème} TRIMESTRE, AF 1994-95)

DIRECTION DES SYSTÈMES
D'INFORMATION COMMERCIALE
(TPP)

JUIN 1995
MINISTÈRE DES AFFAIRES ÉTRANGÈRES
ET DU COMMERCE INTERNATIONAL

TABLE DES MATIÈRES

INTRODUCTION

I. RÉSUMÉ, A L'ÉCHELLE MONDIALE ET RÉGIONALE, DES RÉSULTATS DU PROGRAMME OCTOBRE - DÉCEMBRE 1994 (3ième TRIMESTRE, ANNÉE FINANCIÈRE 1994-95)

II. RÉSUMÉS DES ACTIVITÉS

- ENSEMBLE DU PROGRAMME COMMERCIAL (À L'ÉCHELLE MONDIALE)
- AFRIQUE ET MOYEN-ORIENT
- ASIE ET PACIFIQUE
- EUROPE
- AMÉRIQUE LATINE ET ANTILLES
- ÉTATS-UNIS

référence un "Rapport d'activités" pour chaque région et ses missions respectives. Dans toute cette section, tous les rapports sont présentés de la même façon, quel que soit le regroupement géographique effectif. Les "activités" sont subdivisées en activités du Programme commercial (articles A à J) et activités se rapportant à d'autres programmes de la mission (article K). Pour chaque activité, on a indiqué le temps moyen consacré aux activités commerciales par les agents canadiens et les agents recrutés sur place chargés du programme commercial; il y a également pour chaque activité une rubrique "Total du temps consacré" qui doit être considérée comme un indice du nombre d'années-personnes relatif aux agents de programme. Enfin, chaque rapport indique la charge de travail par activité. Le programme de tournée est aussi noté.

Dans chaque section, les renseignements sont présentés dans l'ordre suivant:

- Afrique et Moyen-Orient
- Asie et Pacifique
- Europe
- Amérique latine et Antilles
- États-Unis

INTRODUCTION

Le présent rapport trimestriel des résultats et activités du Programme commercial couvre la période de octobre à décembre 1994 et contient des renseignements tirés de la partie concernant le suivi des résultats commerciaux du Système de planification et de suivi. Il a été établi d'après les rapports présentés, au 18 mai 1995, par quatre-vingt-douze (92) missions réparties dans les cinq grandes régions.

Le rapport se divise en deux grandes sections:

La Section I, qui suit, comprend six résumés des résultats du programme; soit un résumé pour chaque grande région et pour "toutes les régions", c'est-à-dire un résumé mondial. Pour chaque région, le résumé présente:

- les activités commerciales et leur points saillants;
- des statistiques clés sur les demandes de renseignements relatives au commerce et aux investissements;
- le nombre de visites de gens d'affaires.


La Section II, renferme un "Rapport d'activités" pour chaque région et ses missions respectives. Dans toute cette section, tous les rapports sont présentés de la même façon, quel que soit le regroupement géographique effectué. Les "activités" sont subdivisées en activités du Programme commercial (article A à J) et activités se rapportant à d'autres programmes de la mission (article K). Pour chaque activité, on a indiqué le temps moyen consacré aux activités commerciales par les agents canadiens et les agents recrutés sur place chargés du programme commercial. Il y a également pour chaque activité une rubrique "Total du temps consacré", qui doit être considérée comme un indice du nombre d'années-personnes relatif aux agents de programme. Enfin, chaque rapport indique la charge de travail par activité. Le programme de tourisme est aussi inclu.

Dans chaque section, les renseignements sont présentés dans l'ordre suivant:

- Afrique et Moyen-Orient
- Asie et Pacifique
- Europe
- Amérique latine et Antilles
- États-Unis




ACTIVITÉS COMMERCIALES



SECTION I

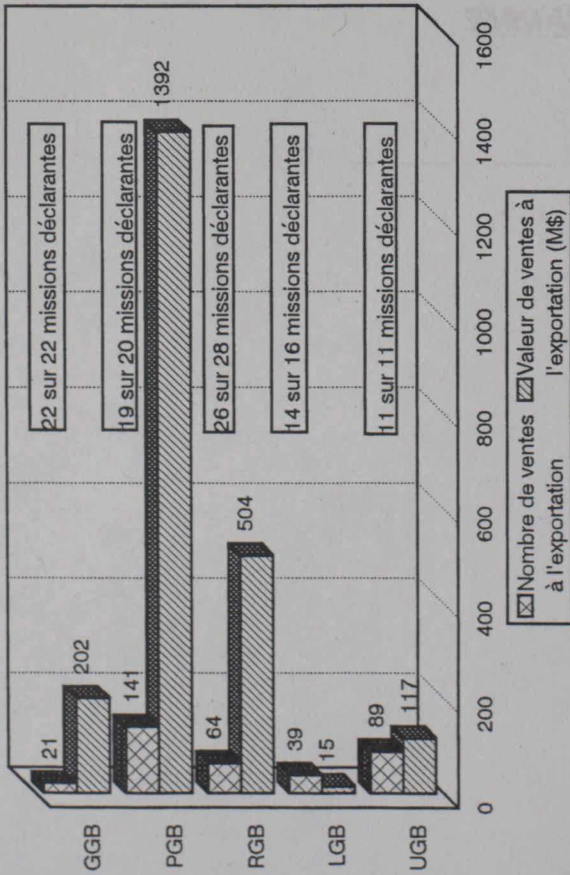
RÉSUMÉ DES RÉSULTATS

DU PROGRAMME

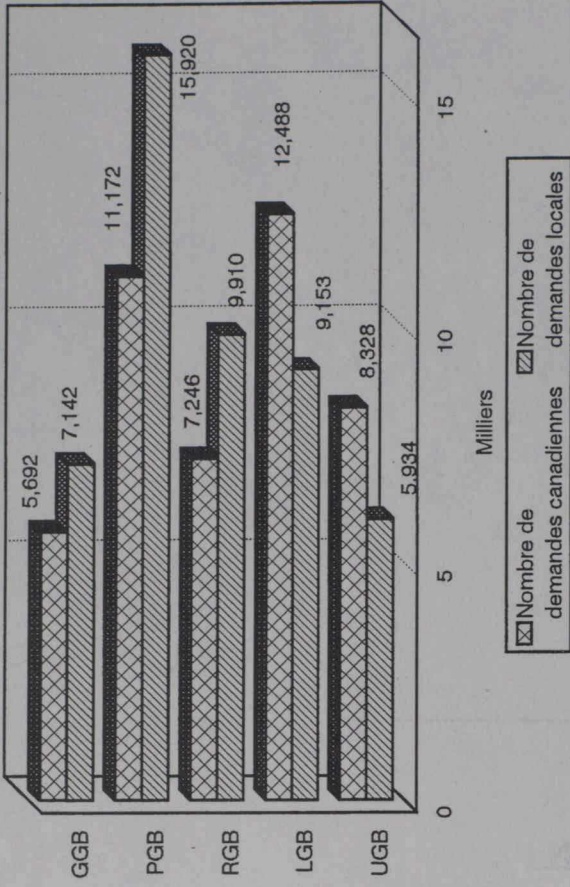


Toutes les régions

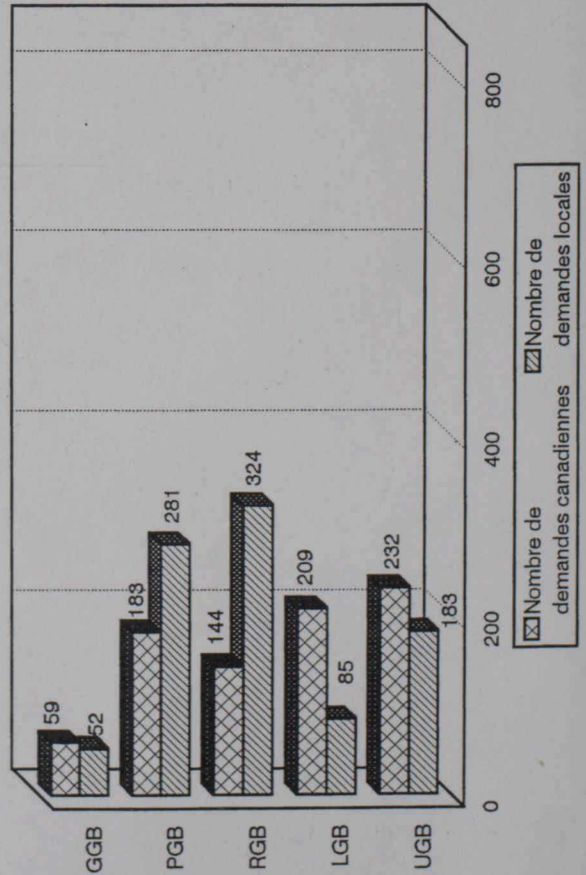
Ventes à l'exportation



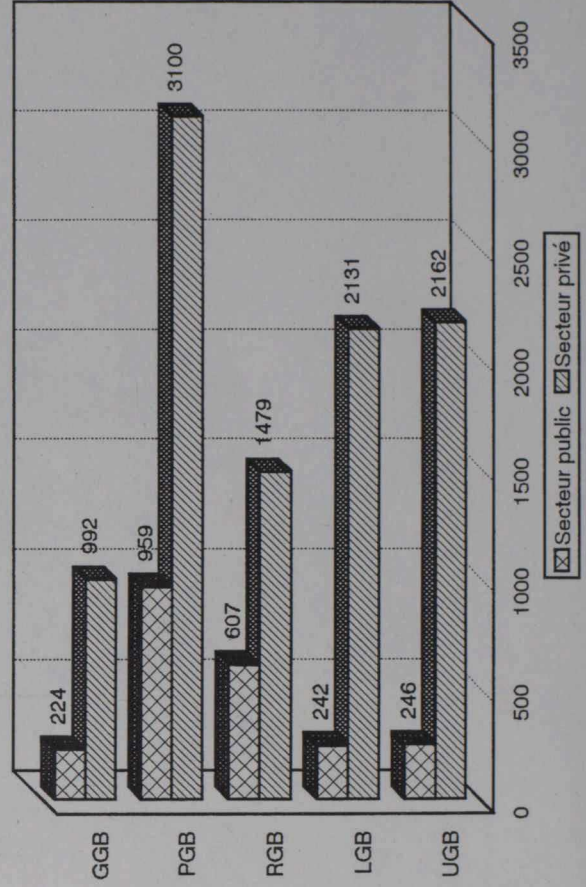
Demandes de renseignements sur le commerce



Demandes de renseignements sur l'investissement



Voyageurs d'affaires canadiennes



RÉSULTATS DU PROGRAMME: TOUTES LES RÉGIONS

ACTIVITÉS COMMERCIALES

De octobre à décembre 1994, quatre-vingt-douze missions ont rapporté les activités commerciales suivantes:

- 354 VENTES A L'EXPORTATION D'UNE VALEUR DE 2229,92 MILLIONS DE DOLLARS
- 67 NOUVEAUX CLIENTS / 99 CONTRATS DE REPRÉSENTATION
- 76 NOUVELLES COENTREPRISES D'UNE VALEUR DE 841,7 MILLIONS DE DOLLARS / 11 NOUVEAUX ACCORDS DE LICENCE D'UNE VALEUR DE 24,5 MILLIONS DE DOLLARS
- 8 INVESTISSEMENTS ÉTRANGERS AU CANADA, DE NATURE INDUSTRIELLE ET COMMERCIALE, D'UNE VALEUR DE 1335,1 MILLIONS DE DOLLARS
- 31 INVESTISSEMENTS CANADIENS A L'ÉTRANGER D'UNE VALEUR DE 550 MILLIONS DE DOLLARS
- 54 TRANSFERTS DE TECHNOLOGIE D'UNE VALEUR DE 7,71 MILLIONS DE DOLLARS

POINTS SAILLANTS:

- 37,9 millions \$ - investissements canadiens locaux dans le domaine de l'eau de Seltz et de l'eau de source (Chicago)
- 30 millions \$ - vente de systèmes de téléphones cellulaires (Tel Aviv)
- 13 millions \$ - pour une nouvelle co-entreprise de parcs thématiques de réalité virtuelle (Tokyo)
- 10,83 millions \$ - vente de mobilier et d'appareillage électrique de bureau (Atlanta)
- 9 millions \$ - vente de système micro-indes (Helsinki)
- 4,2 millions \$ - vente de serres portatives (Bombay)
- 3,5 millions \$ - vente de matériel de traitement des eaux usées (Prague)
- 1,87 millions \$ - vente de services de soins de santé (Bridgetown)
- 1 million \$ - nouvelle co-entreprise de pompes et de valves (Kingston)

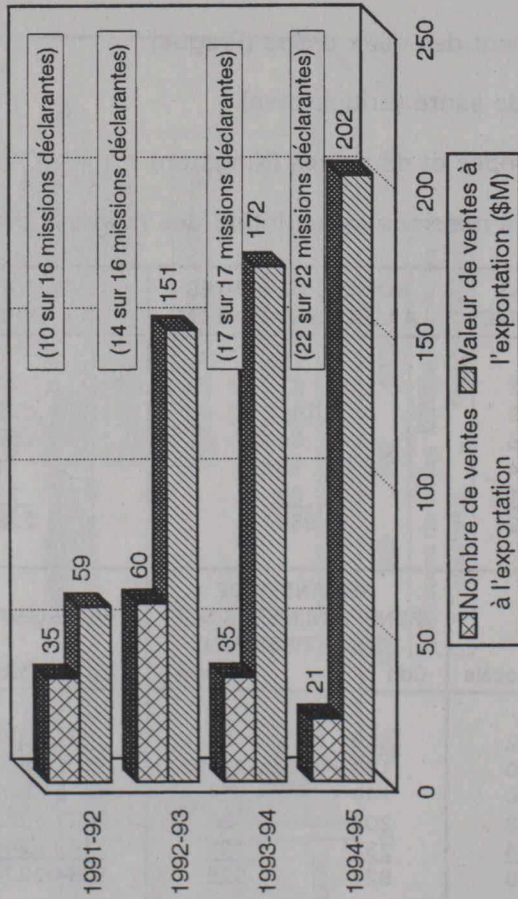
STATISTIQUES CLÉES: pour les quatre-vingt-douze missions ayant fourni des rapports trimestriels

RÉGIONS	ENSEMBLE DES MISSIONS		MISSIONS DÉCLARANTES		NOMBRE DE VENTES À L'EXPORTATION \$M		VALEUR DE VENTES À L'EXPORTATION \$M	
	Cdn	Locale	Cdn	Locale	Cdn	Locale	Cdn Pr / Pub	Loc Pr / Pub
Afrique et Moyen-Orient	22		22		21		202	
Asie et Pacifique	20		19		141		1392	
Europe	28		26		64		504	
Amérique Latine et Antilles	16		14		39		15	
États-Unis	11		11		89		117	
	97		92		354		2230	
RÉGIONS	DEMANDES DE RENSEIGNEMENTS SUR LE COMMERCE		DEMANDES DE RENSEIGNEMENTS SUR L'INVESTISSEMENT		VOYAGEURS D'AFFAIRES			
	Cdn	Locale	Cdn	Locale	Cdn Pr / Pub	Loc Pr / Pub		
Afrique et Moyen-Orient	5692	7142	59	52	992 / 224	1979 / 454		
Asie et Pacifique	11172	15920	183	281	3100 / 959	1025 / 713		
Europe	7246	9910	144	324	1479 / 607	2169 / 528		
Amérique Latine et Antilles	12488	9153	209	85	2131 / 242	2347 / 388		
États-Unis	8328	5934	232	183	2162 / 246	1340 / 473		
	44926	48059	827	925	9864/2278	18086/2556		

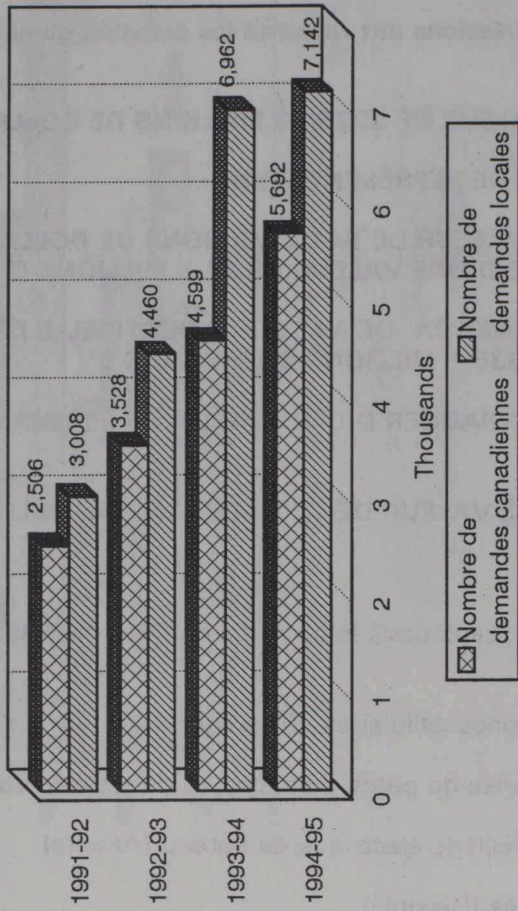
Afrique et Moyen-Orient

(3e trimestre, année après année)

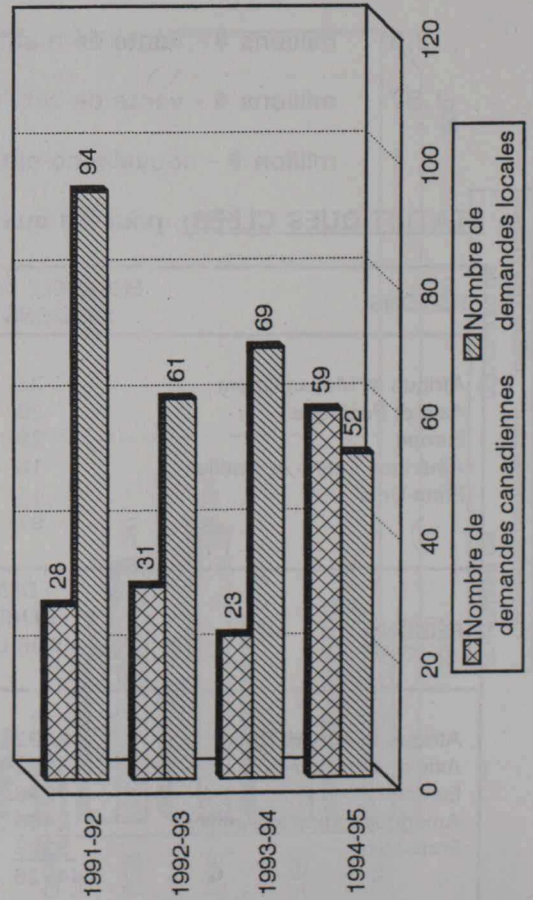
Ventes à l'exportation



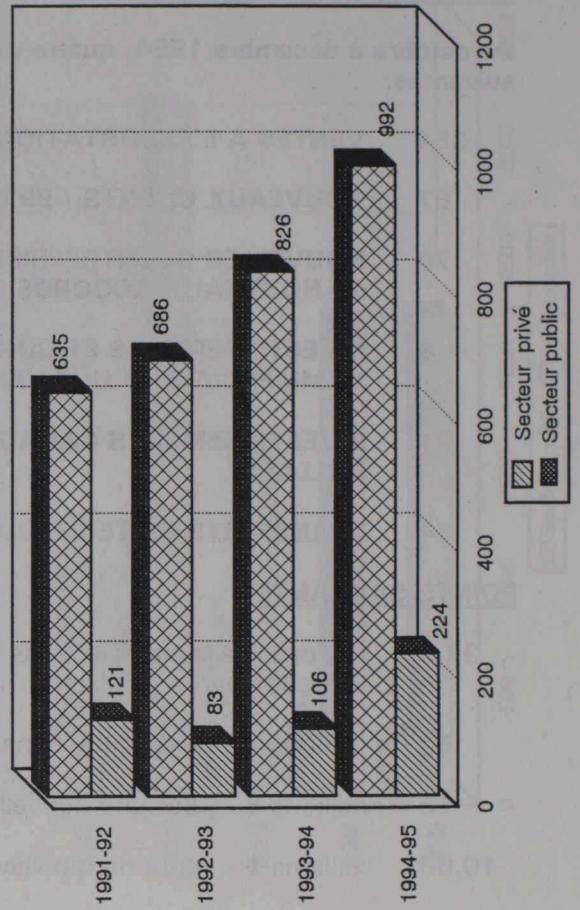
Demandes de renseignements sur le commerce



Demandes de renseignements sur l'investissement



Voyageurs d'affaires canadiennes



RÉSULTATS DE PROGRAMMES: AFRIQUE ET MOYEN-ORIENT

ACTIVITÉS COMMERCIALES

De octobre à décembre 1994, vingt-deux missions ont rapporté les activités commerciales suivantes:

- 21 VENTES À L'EXPORTATION D'UNE VALEUR DE 202,38 MILLIONS DE DOLLARS
- 2 NOUVEAUX CLIENTS / 6 CONTRATS DE REPRÉSENTATION
- 2 NOUVELLES COENTREPRISES
- 4 INVESTISSEMENT CANADIEN DANS LE TERRITOIRE
- 5 TRANSFERTS DE TECHNOLOGIE

POINTS SAILLANTS:

- 30 millions \$ - vente de systèmes de téléphones cellulaires (Tel Aviv)
- 2,2 millions \$ - vente de livres et de formation (Alger)
- 2,1 millions \$ - vente de papier journal (Le Caire)
- 2 millions \$ - vente de papier de revêtement (Tel Aviv)
- 1,5 millions \$ - vente de tuyaux (Amman)
- 1,5 millions \$ - vente de matériel et de logiciels (Alger)

STATISTIQUES CLÉES:

pour les vingt-deux missions qui ont fourni des renseignements sur leur charge de travail:

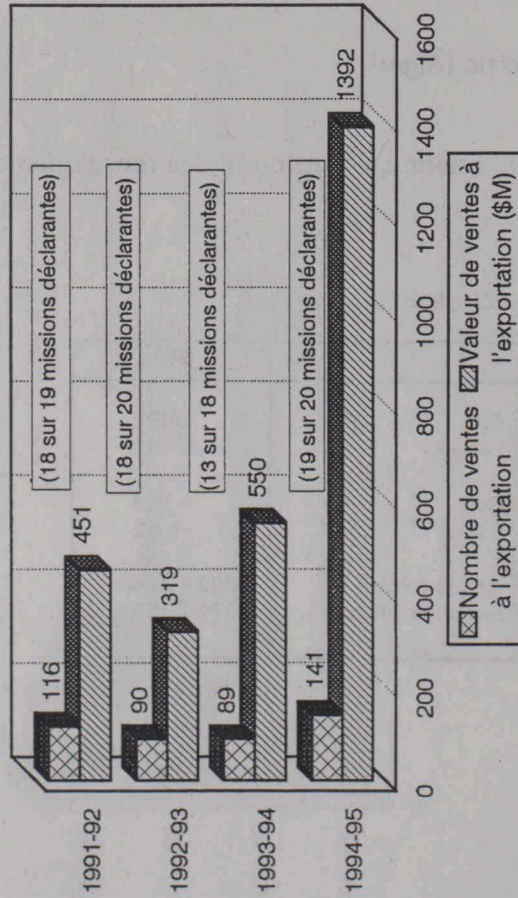
Missions faisant rapport à:

		GBT
Nbre de demandes de renseignements sur-le commerce	Cdn	5692
	Locale	7142
Nbre de demandes de renseignements sur l'investissement	Cdn	59
	Locale	52
Nbre de voyageurs d'affaires	Cdn Pr / Pub	992 / 224
	Locale Pr / Pub	1979 / 454

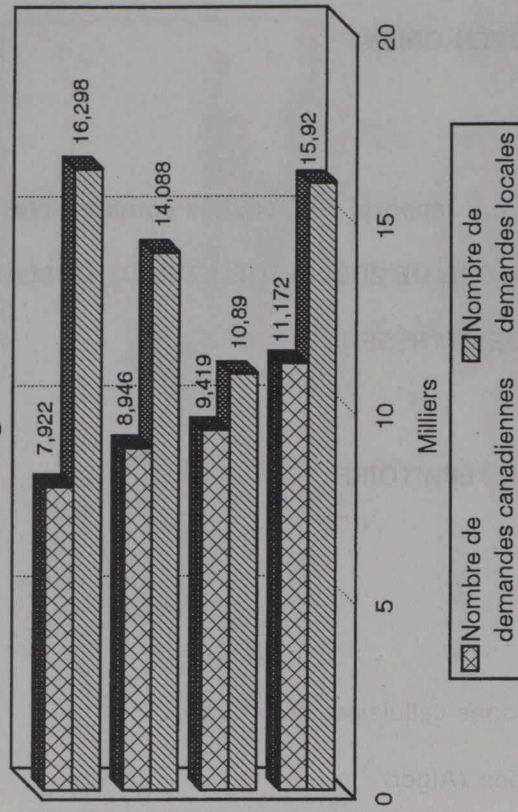
Asie et Pacifique

(3e trimestre, année après année)

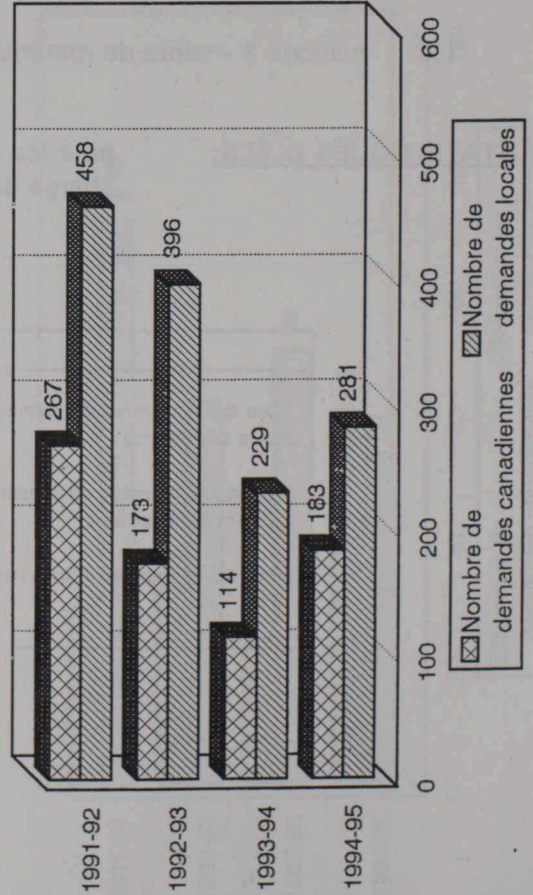
Ventes à l'exportation



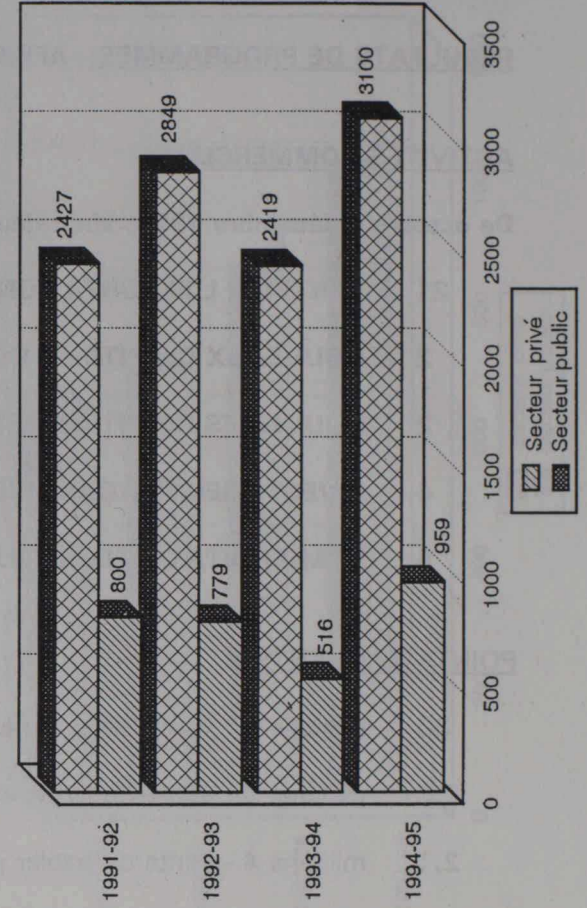
Demandes de renseignements sur le commerce



Demandes de renseignements sur l'investissement



Voyageurs d'affaires canadiennes



RÉSULTATS DE PROGRAMMES: ASIE ET PACIFIQUE

ACTIVITÉS COMMERCIALES

De octobre à décembre 1994, dix-neuf missions ont rapporté les activités commerciales suivantes:

- 141 VENTES À L'EXPORTATION D'UNE VALEUR DE 1391,96 MILLIONS DE DOLLARS
- 14 NOUVEAUX CLIENTS / 17 CONTRATS DE REPRÉSENTATION
- 46 NOUVELLES CO-ENTREPRISES D'UNE VALEUR DE 830 MILLIONS DE DOLLARS / 4 NOUVEAU ACCORD DE LICENCE D'UNE VALEUR DE 24,5 MILLIONS DE DOLLARS
- 4 INVESTISSEMENTS ÉTRANGERS AU CANADA, DE NATURE INDUSTRIELLE ET COMMERCIALE D'UNE VALEUR DE 835,1 MILLIONS DE DOLLARS
- 8 INVESTISSEMENTS CANADIENS DANS LE TERRITOIRE D'UNE VALEUR DE 502 MILLIONS DE DOLLARS
- 10 TRANSFERTS DE TECHNOLOGIE D'UNE VALEUR DE 5,46 MILLIONS DE DOLLARS

POINTS SAILLANTS:

- 800 millions \$ - investissements locaux dans une mine et une installation de traitement de nickel (Djakarta)
- 280 millions \$ - pour une nouvelle entreprise de véhicules militaires (Canberra)
- 200 millions \$ - pour la vente d'une usine de blanchiment de papier kraft (Beijing)
- 70 millions \$ - vente d'aéronefs (bureau de commerce canadien à Taipei)
- 13 millions \$ - pour une nouvelle co-entreprise de parcs thématiques de réalité virtuelle (Tokyo)
- 4,2 millions \$ - vente de serres portatives (Bombay)

STATISTIQUES CLÉES:

pour les dix-neuf missions qui ont fourni des renseignements sur leur charge de travail:

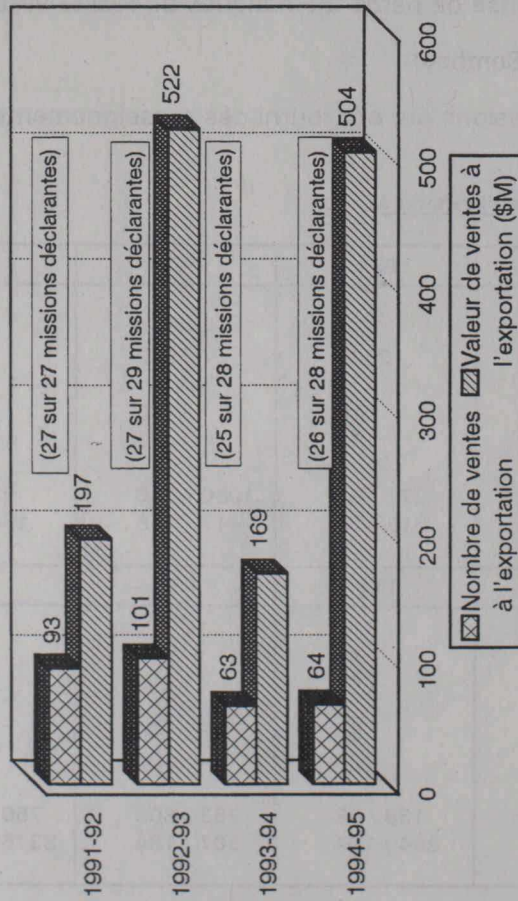
Missions faisant rapport à:

		PSA	PSE	PSP
Nbre de demandes de renseignements sur le commerce	Cdn	885	4704	1035
	Locale	2201	4362	940
Nbre de demandes de renseignements sur l'investissement	Cdn	16	85	7
	Locale	74	30	11
Nbre de voyageurs d'affaires	Cdn Pr / Pub	271 / 61	1080 / 240	93 / 22
	Locale Pr / Pub	613 / 29	417 / 116	134 / 46
		PKE	PRC	PJP
Nbre de demandes de renseignements sur le commerce	Cdn	1152	1614	1782
	Locale	726	712	6979
Nbre de demandes de renseignements sur l'investissement	Cdn	24	40	11
	Locale	28	86	52
Nbre de voyageurs d'affaires	Cdn Pr / Pub	138 / 48	768 / 308	750 / 280
	Locale Pr / Pub	204 / 104	507 / 184	8376 / 234

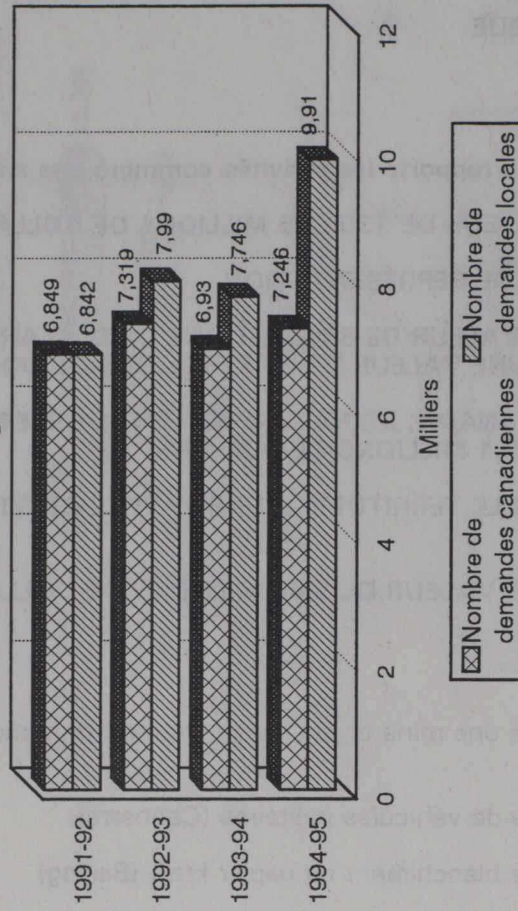
Europe et Multilatérale

(3e trimestre, année après année)

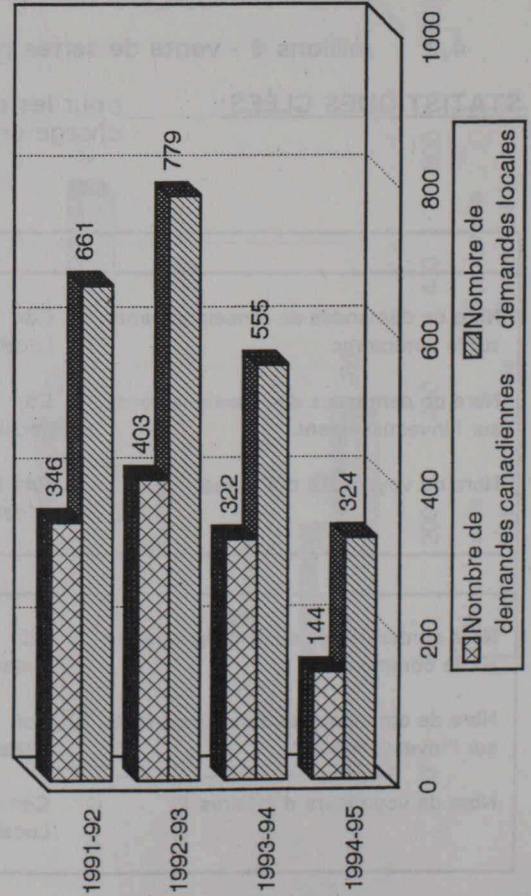
Ventes à l'exportation



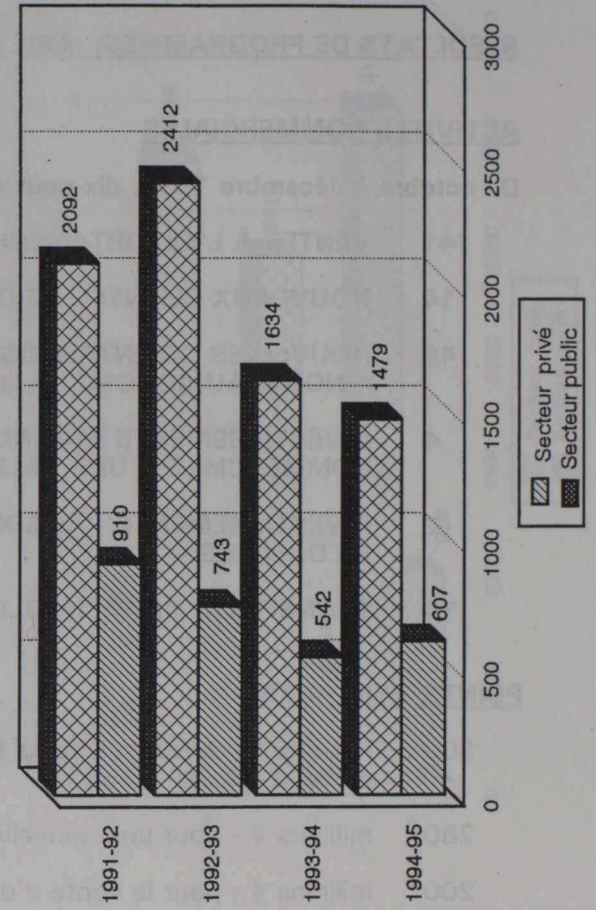
Demandes de renseignements sur le commerce



Demandes de renseignements sur l'investissement



Voyageurs d'affaires canadiennes



RÉSULTATS DE PROGRAMMES: EUROPE

ACTIVITÉS COMMERCIALES

De octobre à décembre 1994, vingt-six missions ont rapporté les activités commerciales suivantes:

- 64 VENTES À L'EXPORTATION D'UNE VALEUR DE 504,38 MILLIONS DE DOLLARS
- 28 NOUVEAUX CLIENTS / 65 CONTRATS DE REPRÉSENTATION
- 18 NOUVELLES COENTREPRISES D'UNE VALEUR DE 10 MILLIONS DE DOLLARS / 6 NOUVEAUX ACCORDS DE LICENCE
- 2 INVESTISSEMENTS ÉTRANGERS AU CANADA, DE NATURE INDUSTRIELLE ET COMMERCIALE D'UNE VALEUR DE 500 MILLIONS DE DOLLARS
- 16 INVESTISSEMENTS CANADIENS DANS LE TERRITOIRE D'UNE VALEUR DE .10 MILLIONS DE DOLLARS
- 37 TRANSFERTS DE TECHNOLOGIE D'UNE VALEUR DE 2 MILLIONS DE DOLLARS

POINTS SAILLANTS:

- 500 millions \$ - investissements locaux dans le domaine de la puissance laser (Munich)
- 100 millions \$ - vente de matériel de télédétection (Milan)
- 40 millions \$ - pour une nouvelle installation IMAX, Omnimax et trois dimensions (Madrid)
- 10 millions \$ - pour une nouvelle entreprise dans les fours de boulangerie (Bucarest)
- 9 millions \$ - vente de système micro-ondes (Helsinki)
- 3,5 millions \$ - vente de matériel de traitement des eaux usées (Prague)

STATISTIQUES CLÉES: pour les vingt-six missions qui ont fourni des renseignements sur leur charge de travail:

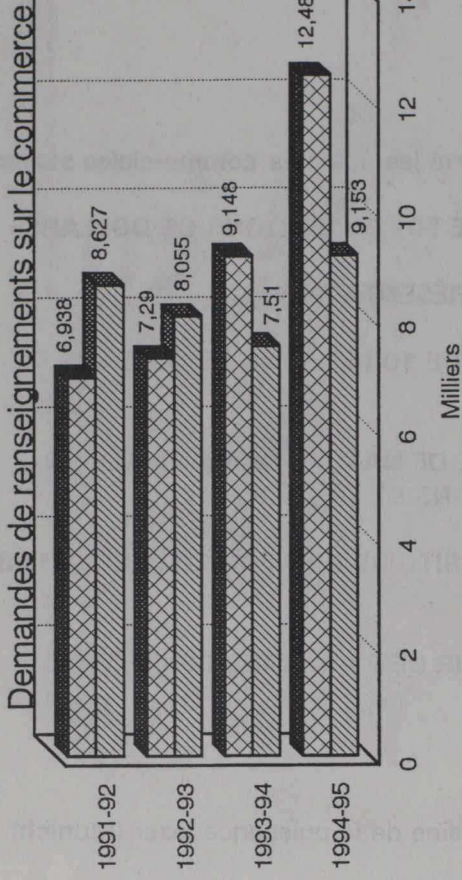
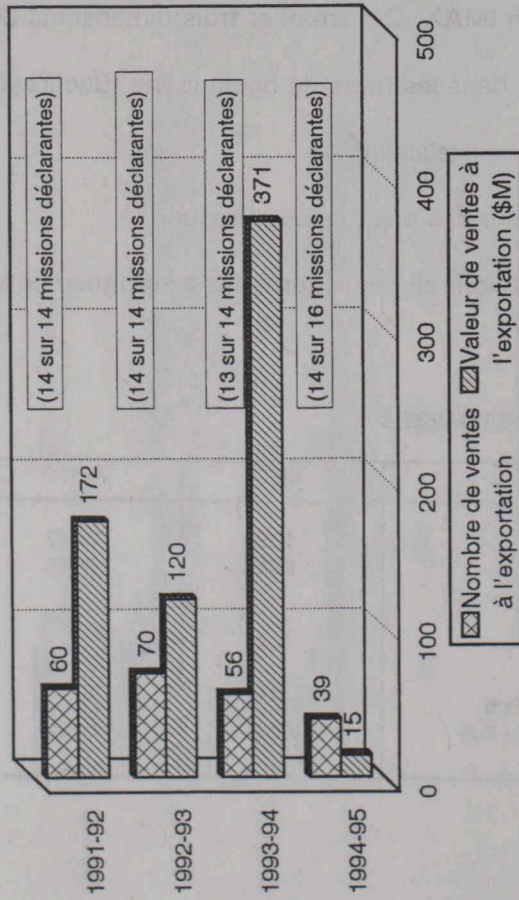
Missions faisant rapport à:

		RBT	RWT
Nbre de demandes de renseignements sur le commerce	Cdn	1899	5347
	Locale	2085	7825
Nbre de demandes de renseignements sur l'investissement	Cdn	37	107
	Locale	34	290
Nbre de voyageurs d'affaires	Cdn Pr / Pub	314 / 153	1165 / 454
	Locale Pr / Pub	275 / 290	1894 / 238

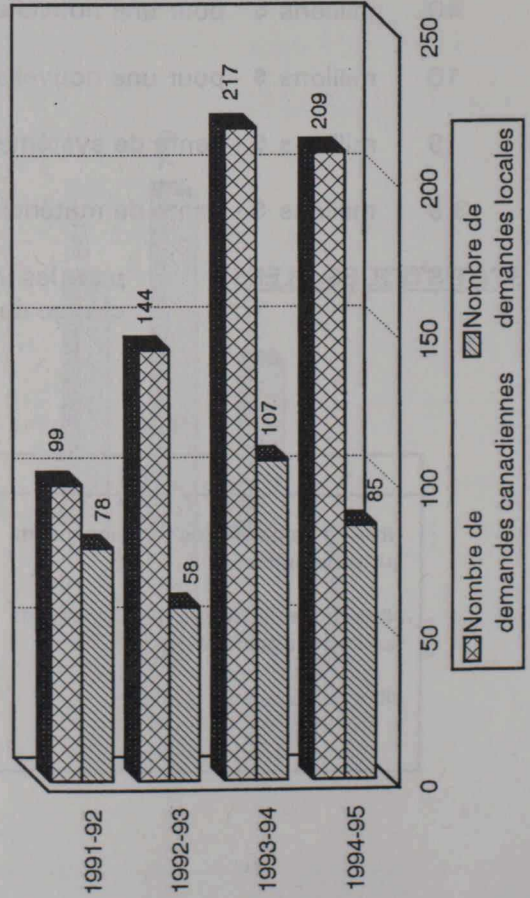
Amérique latine et Antilles

(3e trimestre, année après année)

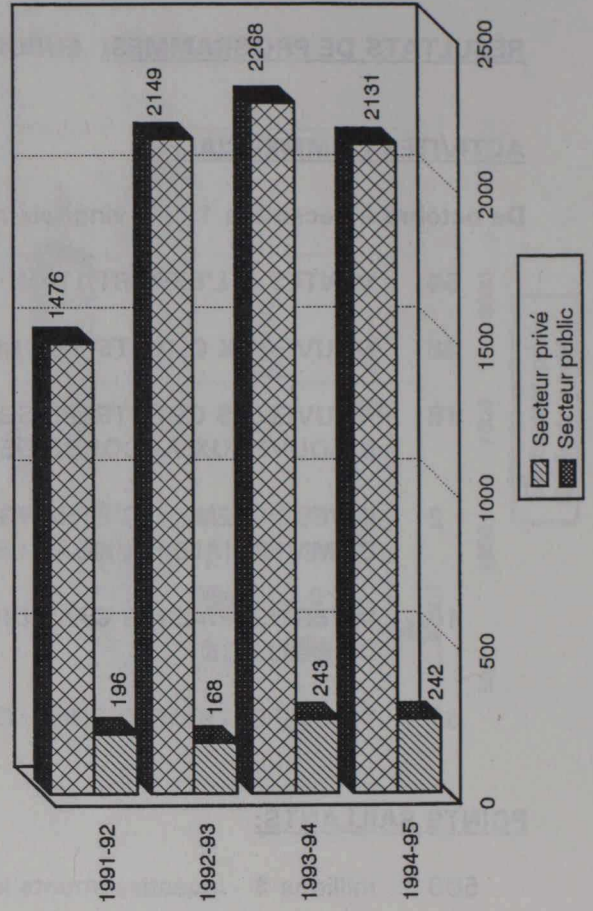
Ventes à l'exportation



Demands de renseignements sur l'investissement



Voyageurs d'affaires canadiennes



RÉSULTATS DE PROGRAMMES: AMÉRIQUE LATINE ET ANTILLES

ACTIVITÉS COMMERCIALES

De octobre à décembre 1994, quatorze missions ont rapporté les activités commerciales suivantes:

- 39 VENTES À L'EXPORTATION D'UNE VALEUR DE 14,53 MILLIONS DE DOLLARS
- 11 CONTRATS DE REPRÉSENTATION / 3 CONTRATS DE REPRÉSENTATION
- 3 NOUVELLES CO-ENTREPRISES D'UNE VALEUR DE 1 MILLION DE DOLLARS / 1 NOUVEAUX ACCORDS DE LICENCE
- 1 INVESTISSEMENT CANADIEN DANS LE TERRITOIRE
- 1 TRANSFERT DE TECHNOLOGIE

POINTS SAILLANTS:

- 1,87 millions \$ - vente de services de soins de santé (Bridgetown)
- 1,8 millions \$ - vente de matériel de radiomessagerie (Mexico)
- 1,36 millions \$ - vente de pommes de terre de semence (La Havane)
- 1,3 millions \$ - pour la vente du terminal local Cospas-Sarsat (Lima)
- 1,12 millions \$ - vente de pommes de terre de semence (La Havane)
- 1 million \$ - pour une nouvelle co-entreprise de pompes et de valves (Kingston)

STATISTIQUES CLÉES: pour les quatorze missions qui ont fourni des renseignements sur leur charge de travail:

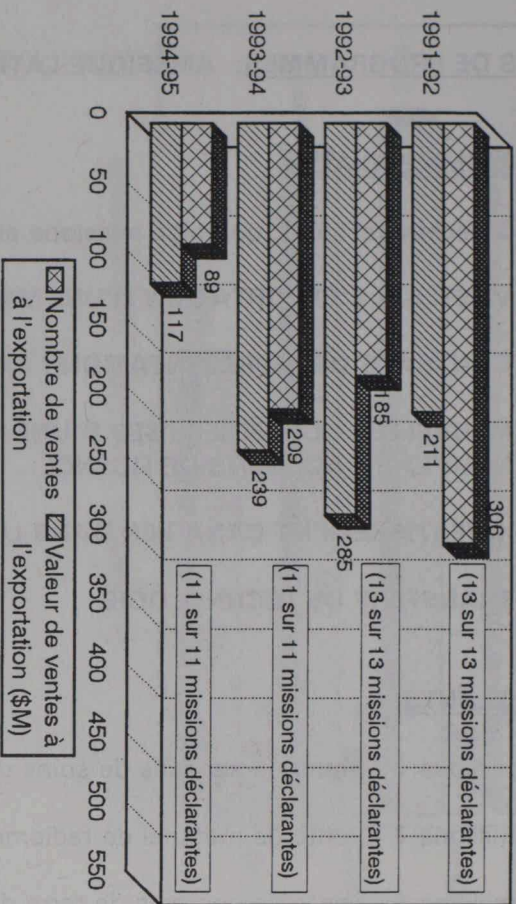
Missions faisant rapport à:

		LGT
Nbre de demandes de renseignements sur le commerce	Cdn	12488
	Locale	9153
Nbre de demandes de renseignements sur l'investissement	Cdn	209
	Locale	85
Nbre de voyageurs d'affaires	Cdn Pr / Pub	2131 / 242
	Locale Pr / Pub	2347 / 388


États-Unis

(3e trimestre, année après année)

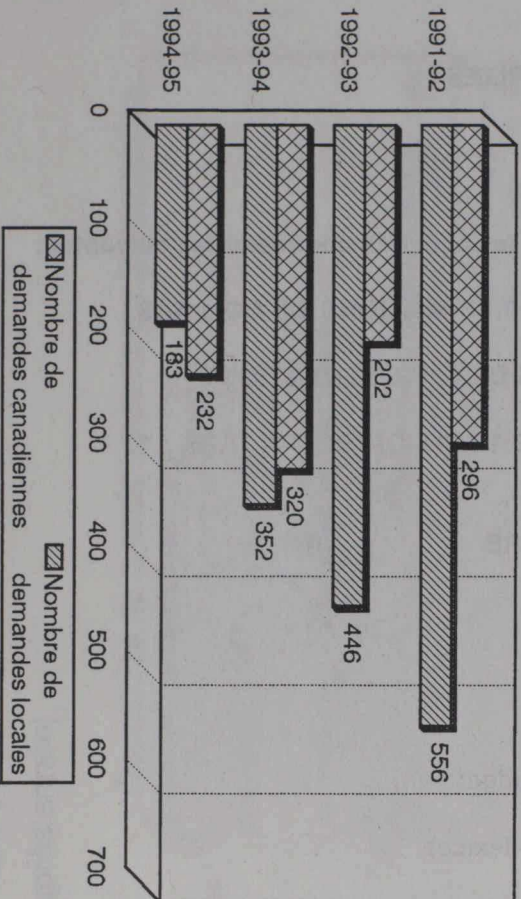
Ventes à l'exportation



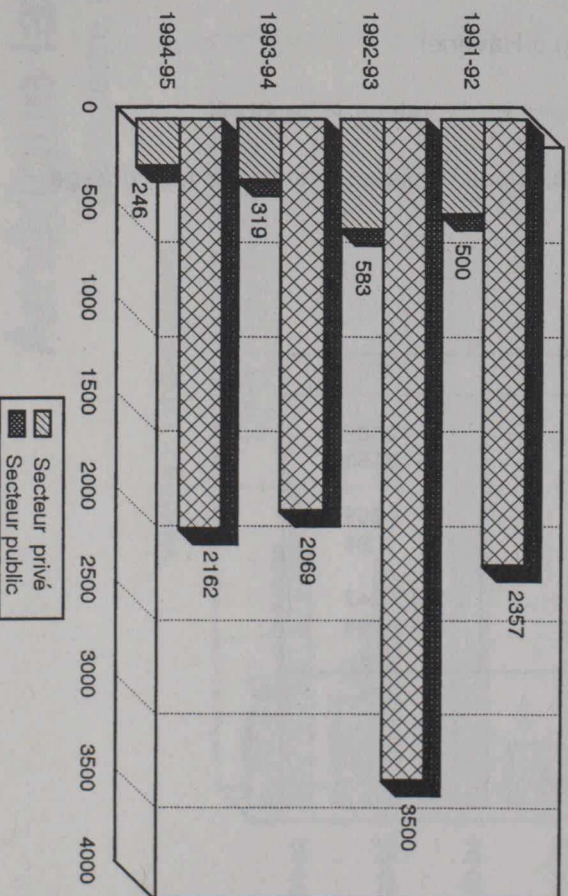
Demandes de renseignements sur le commerce



Demandes de renseignements sur l'investissement



Voyageurs d'affaires canadiennes



RÉSULTATS DE PROGRAMMES: ÉTATS-UNIS

ACTIVITÉS COMMERCIALES

De octobre à décembre 1994, onze missions ont rapporté les activités commerciales suivantes:

- 89 VENTES À L'EXPORTATION D'UNE VALEUR DE 116,67 MILLIONS DE DOLLARS
- 12 NOUVEAUX CLIENTS / 8 CONTRATS DE REPRÉSENTATION
- 7 NOUVELLES CO-ENTREPRISES D'UNE VALEUR DE 0,7 MILLIONS DE DOLLARS
- 2 INVESTISSEMENTS ÉTRANGERS AU CANADA, DE NATURE INDUSTRIELLE ET COMMERCIAL
- 2 INVESTISSEMENT CANADIEN DANS LE TERRITOIRE D'UNE VALEUR DE 47,9 MILLIONS DE DOLLARS
- 1 TRANSFERT DE TECHNOLOGIE D'UNE VALEUR DE 0,25 MILLION DE DOLLARS

POINTS SAILLANTS:

- 61,4 millions \$ - vente pour un nouvel édifice à l'Université de Washington (Seattle)
- 37,9 millions \$ - investissements canadiens locaux dans le domaine de l'eau de Seltz et de l'eau de source (Chicago)
- 10,83 millions \$ - vente de mobilier et d'appareillage électrique de bureau (Atlanta)
- 5 millions \$ - vente de système d'imagerie « Bulletproof » (Washington)
- 2,5 millions \$ - vente de mobilier de bureau (Chicago)
- 1 million \$ - vente de palourdes fraîches (Boston)

STATISTIQUES CLÉES: pour les onze missions qui ont fourni des renseignements sur leur charge de travail:

Missions faisant rapport à:

		UTO	UTI
Nbre de demandes de renseignements sur le commerce	Cdn	5191	3137
	Locale	3198	2736
Nbre de demandes de renseignements sur l'investissement	Cdn	166	66
	Locale	100	83
Nbre de voyageurs d'affaires	Cdn Pr / Pub	995 / 140	1167 / 106
	Locale Pr / Pub	740 / 391	600 / 82



DESCRIPTION	PROFIL	PROFIL	PROFIL	PROFIL
GRAND TOTAL				
PROFIL	15 15	21 14	36 29	66 43
PROFIL	9 19	27 49	36 68	66 68
PROFIL	10 10	9 05	19 15	29 15
PROFIL	6 35	3 43	10 78	19 21
PROFIL	7 29	6 75	14 04	24 04
PROFIL	4 57	1 14	6 71	16 37
PROFIL	3 33	1 59	5 92	8 74
PROFIL	2 02	2 02	4 04	11 22
PROFIL	4 02	3 29	7 31	17 61
PROFIL	2 57	1 21	4 78	8 51

SECTION II

RÉSUMÉ DES RÉSULTATS

DU PROGRAMME

PROFIL	10 66	3 33	14 04	24 04
PROFIL	9 91	1 35	11 26	20 21
PROFIL	14 06	2 81	16 87	31 68
PROFIL	15 72	3 67	19 39	39 39
PROFIL	12 67	2 15	14 82	28 35
PROFIL	5 39	4 34	10 73	22 07
PROFIL	3 75	0 59	4 34	8 79
PROFIL	1 33	6 54	8 87	21 41
PROFIL	95 39	99 49	194 88	463 00

NOMS/INITIALES DES AGENTS (NOMME CLASSE) DE CANADA : 2979
 DE TERRIT : 256
 NOMS/INITIALES DES AGENTS (NOMME CLASSE) DE CANADA : 9864
 DE TERRIT : 1004
 NOMS/INITIALES DES AGENTS (NOMME CLASSE) : 476
 NOMS/INITIALES DES AGENTS (NOMME CLASSE) : 291
 NOMS/INITIALES DES AGENTS (NOMME CLASSE) : 277

19/05/95

Affaires Étrangères et du Commerce International

TSRPT02F

SUIVI COMMERCIAL

RAPPORT/CHARGE DE TRAVAIL DES AGENTS
TRIMESTRE 3 DE L'EXERCISE 1994

GRAND TOTAL

	NOMBRE	%TEMPS-OFFIC. CDIENS	ENG/SP	TEMPS-TOTAL PERS-TRIM
A.DEMANDES/SERV/EXPORT/COMM				
DU CANADA	: 44926	15.12	23.14	92.99
DES TERRITOIRES	: 48059	9.99	17.65	67.99
B.VISITES A DES CLIENTS DS TERRITOIRE	: 8512	10.30	9.05	44.77
C.POLITIQUE COMMERCIALE/EXPORTATIONS				
FOIRES	: 365	4.35	5.43	23.36
PROJETS ET ACTIVITES				
MISSIONS	: 452	7.28	6.75	32.64
CONF SEMINAIRES	: 504	4.00	3.14	16.37
AUTRES	: 333	2.29	1.57	8.74
D.RAPPORTS SUR LE COMMERCIAUX/				
L'ECON/LES FINANANCES				
DEM PAR L'AC	: 504	2.92	2.03	11.22
INIT DE LA MISS	: 1005	4.62	3.29	17.95
E.ACTIVITES EN MATIERE DE COMMUNICATIONS	: 3295	2.67	1.26	8.61
F.INVESTISSEMENT				
DU CANADA	: 827	1.74	1.55	7.64
DEMANDES DE RENSEIGNEMENTS				
DES TERRITOIRE	: 925	1.54	2.06	8.68
G.PROG. D'APPORT TECHNOLOGIQUES				
CANADA	: 529	0.49	1.07	3.92
DEMANDES SERVICE				
CONTACTS ETABLIS	: 312	0.26	0.55	2.04
H.PARTIC. A DES ACTIV. A L'EXTER. DE LA MISS	: 3295	1.93	1.69	8.38
I.DEMANDES DE SERVICES PROVENANT				
D'AUTRES SOURCES				
ONG	: 1066	1.13	0.84	4.50
GOUV'T HOTE	: 991	1.85	1.32	7.23
AUTRES MIN.	: 1606	2.91	1.89	10.82
PROV./MUN.	: 1572	2.57	1.66	9.53
J.ADMINISTRATION: GESTION DU PROGR. & ADMIN.	: 11.67	2.18	28.35	
CONGES, DEVELOPPEMENT PROF	: 5.39	4.24	22.07	
K.SERVICES A D'AUTRE PROGRAMMES DE LA MISSION	: 3.73	0.59	8.79	
L.TOURISM PROGRAM ACTIVITIES	: 1.13	6.94	21.41	
***** TOTAUX *****		99.88	99.89	468.00

NOMBRE/VISITES/GENS D'AFFAIRS (PUBLIC SECTOR)	DU CANADA	: 2278
	DE TERRIT	: 2556
NOMBRE/VISITES/GENS D'AFFAIRS (PRIVATE SECTOR)	DU CANADA	: 9864
	DE TERRIT	: 18086

NOMBRE/DEMANDES/PDME/OBSERVATIONS	:	478
-----------------------------------	---	-----

NOMBRE/POSTES REMPLIS PAR LES AGENTS	-CANADIENS	: 191
	-ENGAGES SUR PLACE:	277



AFRIQUE ET MOYEN-ORIENT

GBT

REGION	AFRIQUE MOYEN	NUMBRE	CHIFFRES ANGLO-SAX	CHIFFRES FRANCOIS
K. DEMANDES EN VUE D'EXPORTATION		3022	17,72	13,58
L. VISITES/A DES CLIENTS		2217	13,34	11,48
C. POLITIQUES COMMERCIALES/REPRESENTATION	ABIDJAN	25	1,61	1,08
	ACCRA	13	0,11	7,16
	ADDIS ABEBA	16	2,44	1,20
	ALGER	28	1,23	0,41
D. RAPPORTS SUR LE COMMERCE	AMMAN	16	3,02	1,20
	DAKAR	21	0,33	2,31
	DAR-ES-SALAM	12	1,24	0,65
	HARARE			
F. INVESTISSEMENT	KINSHASA	37	0,31	0,28
G. DEMANDES DE RENSEIGNEMENTS	KOWEIT	22	0,72	1,30
	LAGOS	29	0,27	0,70
	LE CAIRE	12	0,11	0,58
	LIBERVILLE			
H. PARTICIPATION A DES ACTIV. A L'EXTER.	LUSAKA		1,72	1,50
I. DEMANDES DE SERVICES PROVENANT D'ADRESSES SOUS-DEVELOPPEES	NAIROBI	41	1,32	0,82
	PRETORIA	26	2,61	2,45
	RABAT	280	2,82	1,41
	RIYAD	302	1,10	0,95
J. ADMINISTRATION	TÉHÉRAN		0,05	2,45
	TEL AVIV		5,77	2,37
	TUNIS			
K. SERVICES A D'AUTRES PROGRAMMES	YAOUNDÉ		4,70	1,33
L. TOURISM PROGRAM ACTIVITIES			0,15	0,75
TOTAL			99,89	99,87

NUMBRE/VIAGES/SEMS D'AFFAIRES (PUBLIC SECTOR)	DU CANADA	224
	DE TERRIT	434
NUMBRE/VIAGES/SEMS D'AFFAIRES (PRIVATE SECTOR)	DU CANADA	992
	DE TERRIT	1972

* Le rapport trimestriel de ces missions n'était pas disponible.

NUMBRE/VIAGES/SEMS D'AFFAIRES	CANADIENS	14
	ENGAGES SUR PLACE	24

TSRPT02F

SUIVI COMMERCIAL

RAPPORT/CHARGE DE TRAVAIL DES AGENTS
TRIMESTRE 3 DE L'EXERCISE 1994

REGION : AFRIQUE MOYEN-ORIENT

	NOMBRE	%TEMPS-OFFIC.		TEMPS-TOTAL
		CDIENS	ENG/SP	PERS-TRIM
A.DEMANDES/SERV/EXPORT/COMM	DU CANADA : 5692	17.72	29.95	10.38
	DES TERRITOIRES : 7142	13.38	19.62	7.12
B.VISITES A DES CLIENTS DS TERRITOIRE	: 1217	13.38	13.45	5.64
C.POLITIQUE COMMERCIALE/EXPORTATIONS	FOIRES : 21	2.61	4.08	1.45
PROJETS ET ACTIVITES	MISSIONS : 30	9.11	7.16	3.36
	CONF SEMINAIRES : 16	1.44	1.20	0.55
	AUTRES : 28	1.33	0.41	0.34
D.RAPPORTS SUR LE COMMERCIAUX/	DEM PAR L'AC : 46	3.61	3.70	1.54
L'ECON/LES FINANANCES	INIT DE LA MISS : 80	2.33	3.33	1.22
E.ACTIVITES EN MATIERE DE COMMUNICATIONS	: 32	2.44	0.66	0.60
F.INVESTISSEMENT	DU CANADA : 59	0.33	0.20	0.11
DEMANDES DE RENSEIGNEMENTS	DES TERRITOIRE : 52	0.77	1.00	0.38
G.PROG. D'APPORT TECHNOLOGIQUES	CANADA : 29	0.27	0.70	0.22
DEMANDES SERVICE	CONTACTS ETABLIS : 12	0.11	0.58	0.16
H.PARTIC. A DES ACTIV. A L'EXTER. DE LA MISS	: 32	3.77	2.50	1.28
I.DEMANDES DE SERVICES PROVENANT	ONG : 43	1.22	0.62	0.37
D'AUTRES SOURCES	GOUV'T HOTE : 86	2.61	1.45	0.82
	AUTRES MIN. : 230	2.05	1.41	0.71
	PROV./MUN. : 302	1.16	0.95	0.44
J.ADMINISTRATION: GESTION DU PROGR. & ADMIN.	: 32	7.05	2.45	1.86
	CONGES, DEVELOPPEMENT PROF : 32	8.77	2.37	2.15
K.SERVICES A D'AUTRE PROGRAMMES DE LA MISSION	: 32	4.27	1.33	1.09
L.TOURISM PROGRAM ACTIVITIES	: 32	0.16	0.75	0.21
***** TOTAUX *****		99.89	99.87	42.00

NOMBRE/VISITES/GENS D'AFFAIRS (PUBLIC SECTOR)	DU CANADA : 224
	DE TERRIT : 454
NOMBRE/VISITES/GENS D'AFFAIRS (PRIVATE SECTOR)	DU CANADA : 992
	DE TERRIT : 1979

NOMBRE/DEMANDES/PDME/OBSERVATIONS	: 38
-----------------------------------	------

NOMBRE/POSTES REMPLIS PAR LES AGENTS	- CANADIENS : 18
	- ENGAGES SUR PLACE : 24

19/05/95

Affaires Étrangères et du Commerce International

TSRPT02F

SUIVI COMMERCIAL

RAPPORT/CHARGE DE TRAVAIL DES AGENTS
TRIMESTRE 3 DE L'EXERCISE 1994

MISSION : ABIDJAN

	NOMBRE	%TEMPS-OFFIC. CDIENS	ENG/SP	TEMPS-TOTAL PERS-TRIM
A. DEMANDES/SERV/EXPORT/COMM				
DU CANADA :	420	40.00	39.00	0.79
DES TERRITOIRES :	268	10.00	16.00	0.26
B. VISITES A DES CLIENTS DS TERRITOIRE :	15	8.00	8.00	0.16
C. POLITIQUE COMMERCIALE/EXPORTATIONS				
FOIRES :	0	0.00	0.00	0.00
PROJETS ET ACTIVITES				
MISSIONS :	4	2.00	9.00	0.11
CONF SEMINAIRES :	1	0.00	0.00	0.00
AUTRES :	1	0.00	2.00	0.02
D. RAPPORTS SUR LE COMMERCIAUX/				
L'ECON/LES FINANANCES				
DEM PAR L'AC :	3	3.00	6.00	0.09
INIT DE LA MISS :	2	0.00	4.00	0.04
E. ACTIVITES EN MATIERE DE COMMUNICATIONS :	1	0.00	2.00	0.02
F. INVESTISSEMENT				
DEMANDES DE RENSEIGNEMENTS				
DU CANADA :	0	0.00	0.00	0.00
DES TERRITOIRE :	0	0.00	0.00	0.00
G. PROG. D'APPORT TECHNOLOGIQUES				
DEMANDES SERVICE				
CANADA :	0	0.00	0.00	0.00
CONTACTS ETABLIS :	0	0.00	0.00	0.00
H. PARTIC. A DES ACTIV. A L'EXTER. DE LA MISS :		0.00	0.00	0.00
I. DEMANDES DE SERVICES PROVENANT				
D'AUTRES SOURCES				
ONG :	1	0.00	1.00	0.01
GOUV'T HOTE :	4	0.00	2.00	0.02
AUTRES MIN. :	2	0.00	2.00	0.02
PROV./MUN. :	1	0.00	2.00	0.02
J. ADMINISTRATION: GESTION DU PROGR. & ADMIN. :		5.00	1.00	0.06
CONGES, DEVELOPPEMENT PROF :		32.00	3.00	0.35
K. SERVICES A D'AUTRE PROGRAMMES DE LA MISSION :		0.00	3.00	0.03
L. TOURISM PROGRAM ACTIVITIES :		0.00	0.00	0.00
***** TOTAUX *****		100.00	100.00	2.00

NOMBRE/VISITES/GENS D'AFFAIRS (PUBLIC SECTOR)	DU CANADA :	23
	DE TERRIT :	27
NOMBRE/VISITES/GENS D'AFFAIRS (PRIVATE SECTOR)	DU CANADA :	100
	DE TERRIT :	110

NOMBRE/DEMANDES/PDME/OBSERVATIONS	:	0
-----------------------------------	---	---

NOMBRE/POSTES REMPLIS PAR LES AGENTS	- CANADIENS :	1
	- ENGAGES SUR PLACE :	1

19/05/95

Affaires Étrangères et du Commerce International

TSRPT02F

SUIVI COMMERCIAL

RAPPORT/CHARGE DE TRAVAIL DES AGENTS
TRIMESTRE 3 DE L'EXERCISE 1994

MISSION : ACCRA

	NOMBRE	%TEMPS-OFFIC. CDIENS	ENG/SP	TEMPS-TOTAL PERS-TRIM
A.DEMANDES/SERV/EXPORT/COMM				
DU CANADA :	48	0.00	0.00	0.00
DES TERRITOIRES :	27	0.00	0.00	0.00
B.VISITES A DES CLIENTS DS TERRITOIRE :	0	0.00	0.00	0.00
C.POLITIQUE COMMERCIALE/EXPORTATIONS				
FOIRES :	0	0.00	0.00	0.00
PROJETS ET ACTIVITES				
MISSIONS :	0	0.00	0.00	0.00
CONF SEMINAIRES :	0	0.00	0.00	0.00
AUTRES :	0	0.00	0.00	0.00
D.RAPPORTS SUR LE COMMERCIAUX/ L'ECON/LES FINANANCES				
DEM PAR L'AC :	0	0.00	0.00	0.00
INIT DE LA MISS :	0	0.00	0.00	0.00
E.ACTIVITES EN MATIERE DE COMMUNICATIONS :	0	0.00	0.00	0.00
F.INVESTISSEMENT				
DU CANADA :	0	0.00	0.00	0.00
DEMANDES DE RENSEIGNEMENTS				
DES TERRITOIRE :	0	0.00	0.00	0.00
G.PROG. D'APPORT TECHNOLOGIQUES				
CANADA :	0	0.00	0.00	0.00
DEMANDES SERVICE				
CONTACTS ETABLIS :	0	0.00	0.00	0.00
H.PARTIC. A DES ACTIV. A L'EXTER. DE LA MISS :		0.00	0.00	0.00
I.DEMANDES DE SERVICES PROVENANT				
D'AUTRES SOURCES				
ONG :	0	0.00	0.00	0.00
GOUV'T HOTE :	0	0.00	0.00	0.00
AUTRES MIN. :	0	0.00	0.00	0.00
PROV./MUN. :	0	0.00	0.00	0.00
J.ADMINISTRATION:				
GESTION DU PROGR. & ADMIN. :		0.00	0.00	0.00
CONGES, DEVELOPPEMENT PROF :		0.00	0.00	0.00
K.SERVICES A D'AUTRE PROGRAMMES DE LA MISSION :		0.00	0.00	0.00
L.TOURISM PROGRAM ACTIVITIES :		0.00	0.00	0.00
***** TOTAUX *****		0.00	0.00	0.00

NOMBRE/VISITES/GENS D'AFFAIRS (PUBLIC SECTOR) DU CANADA : 5
 DE TERRIT : 15
 NOMBRE/VISITES/GENS D'AFFAIRS (PRIVATE SECTOR) DU CANADA : 11
 DE TERRIT : 60

NOMBRE/DEMANDES/PDME/OBSERVATIONS : 0

NOMBRE/POSTES REMPLIS PAR LES AGENTS - CANADIENS : 0
 - ENGAGES SUR PLACE : 0

19/05/95

Affaires Étrangères et du Commerce International

TSRPT02F

SUIVI COMMERCIAL

RAPPORT/CHARGE DE TRAVAIL DES AGENTS
TRIMESTRE 3 DE L'EXERCISE 1994

MISSION : ADDIS ABEBA

	NOMBRE	%TEMPS-OFFIC.		TEMPS-TOTAL PERS-TRIM
		CDIENS	ENG/SP	
A.DEMANDES/SERV/EXPORT/COMM				
DU CANADA :	110	0.00	0.00	0.00
DES TERRITOIRES :	103	0.00	0.00	0.00
B.VISITES A DES CLIENTS DS TERRITOIRE	0	0.00	0.00	0.00
C.POLITIQUE COMMERCIALE/EXPORTATIONS				
FOIRES :	0	0.00	0.00	0.00
PROJETS ET ACTIVITES				
MISSIONS :	0	0.00	0.00	0.00
CONF SEMINAIRES :	0	0.00	0.00	0.00
AUTRES :	0	0.00	0.00	0.00
D.RAPPORTS SUR LE COMMERCIAUX/				
DEM PAR L'AC :	0	0.00	0.00	0.00
L'ECON/LES FINANANCES				
INIT DE LA MISS :	0	0.00	0.00	0.00
E.ACTIVITES EN MATIERE DE COMMUNICATIONS	0	0.00	0.00	0.00
F.INVESTISSEMENT				
DU CANADA :	0	0.00	0.00	0.00
DEMANDES DE RENSEIGNEMENTS				
DES TERRITOIRE :	0	0.00	0.00	0.00
G.PROG. D'APPORT TECHNOLOGIQUES				
CANADA :	0	0.00	0.00	0.00
DEMANDES SERVICE				
CONTACTS ETABLIS :	0	0.00	0.00	0.00
H.PARTIC. A DES ACTIV. A L'EXTER. DE LA MISS		0.00	0.00	0.00
I.DEMANDES DE SERVICES PROVENANT				
ONG :	0	0.00	0.00	0.00
D'AUTRES SOURCES				
GOUV'T HOTE :	0	0.00	0.00	0.00
AUTRES MIN. :	0	0.00	0.00	0.00
PROV./MUN. :	0	0.00	0.00	0.00
J.ADMINISTRATION: GESTION DU PROGR. & ADMIN.		0.00	0.00	0.00
CONGES, DEVELOPPEMENT PROF :		0.00	0.00	0.00
K.SERVICES A D'AUTRE PROGRAMMES DE LA MISSION		0.00	0.00	0.00
L.TOURISM PROGRAM ACTIVITIES		0.00	0.00	0.00
***** TOTAUX *****		0.00	0.00	0.00

NOMBRE/VISITES/GENS D'AFFAIRS (PUBLIC SECTOR)	DU CANADA :	4
	DE TERRIT :	7
NOMBRE/VISITES/GENS D'AFFAIRS (PRIVATE SECTOR)	DU CANADA :	18
	DE TERRIT :	21

NOMBRE/DEMANDES/PDME/OBSERVATIONS	:	0
-----------------------------------	---	---

NOMBRE/POSTES REMPLIS PAR LES AGENTS	- CANADIENS :	0
	- ENGAGES SUR PLACE :	0

19/05/95

Affaires Étrangères et du Commerce International

TSRPT02F

SUIVI COMMERCIAL

RAPPORT/CHARGE DE TRAVAIL DES AGENTS
TRIMESTRE 3 DE L'EXERCISE 1994

MISSION : ALGER

	NOMBRE	%TEMPS-OFFIC.		TEMPS-TOTAL PERS-TRIM
		CDIENS	ENG/SP	
A.DEMANDES/SERV/EXPORT/COMM				
DU CANADA :	180	15.00	30.00	0.75
DES TERRITOIRES :	130	5.00	15.00	0.35
B.VISITES A DES CLIENTS DS TERRITOIRE :	30	5.00	10.00	0.25
C.POLITIQUE COMMERCIALE/EXPORTATIONS				
FOIRES :	0	0.00	0.00	0.00
PROJETS ET ACTIVITES				
MISSIONS :	1	0.00	0.00	0.00
CONF SEMINAIRES :	0	0.00	0.00	0.00
AUTRES :	0	0.00	0.00	0.00
D.RAPPORTS SUR LE COMMERCIAUX/ L'ECON/LES FINANANCES				
DEM PAR L'AC :	1	10.00	7.50	0.25
INIT DE LA MISS :	3	5.00	2.50	0.10
E.ACTIVITES EN MATIERE DE COMMUNICATIONS :	0	0.00	0.00	0.00
F.INVESTISSEMENT				
DEMANDES DE RENSEIGNEMENTS				
DU CANADA :	0	0.00	0.00	0.00
DES TERRITOIRE :	6	0.00	5.00	0.10
G.PROG. D'APPORT TECHNOLOGIQUES				
DEMANDES SERVICE				
CANADA :	0	0.00	0.00	0.00
CONTACTS ETABLIS :	0	0.00	0.00	0.00
H.PARTIC. A DES ACTIV. A L'EXTER. DE LA MISS :		10.00	10.00	0.30
I.DEMANDES DE SERVICES PROVENANT D'AUTRES SOURCES				
ONG :	2	5.00	0.00	0.05
GOUV'T HOTE :	32	10.00	5.00	0.20
AUTRES MIN. :	19	5.00	5.00	0.15
PROV./MUN. :	0	0.00	0.00	0.00
J.ADMINISTRATION: GESTION DU PROGR. & ADMIN. :		5.00	0.00	0.05
CONGES, DEVELOPPEMENT PROF :		15.00	10.00	0.35
K.SERVICES A D'AUTRE PROGRAMMES DE LA MISSION :		10.00	0.00	0.10
L.TOURISM PROGRAM ACTIVITIES :		0.00	0.00	0.00
***** TOTAUX *****		100.00	100.00	3.00

NOMBRE/VISITES/GENS D'AFFAIRES (PUBLIC SECTOR) DU CANADA : 0
DE TERRIT : 30
NOMBRE/VISITES/GENS D'AFFAIRES (PRIVATE SECTOR) DU CANADA : 16
DE TERRIT : 69

NOMBRE/DEMANDES/PDME/OBSERVATIONS : 1

NOMBRE/POSTES REMPLIS PAR LES AGENTS - CANADIENS : 1
- ENGAGES SUR PLACE : 2

19/05/95

Affaires Étrangères et du Commerce International

TSRPT02F

SUIVI COMMERCIAL

RAPPORT/CHARGE DE TRAVAIL DES AGENTS
TRIMESTRE 3 DE L'EXERCISE 1994

MISSION : AMMAN

	NOMBRE	%TEMPS-OFFIC.		TEMPS-TOTAL PERS-TRIM
		CADIENS	ENG/SP	
A.DEMANDES/SERV/EXPORT/COMM				
DU CANADA :	174	0.00	29.33	0.88
DES TERRITOIRES :	160	0.00	24.33	0.73
B.VISITES A DES CLIENTS DS TERRITOIRE :	47	20.00	20.66	0.82
C.POLITIQUE COMMERCIALE/EXPORTATIONS				
FOIRES :	0	0.00	0.00	0.00
PROJETS ET ACTIVITES				
MISSIONS :	3	50.00	17.00	1.01
CONF SEMINAIRES :	0	0.00	0.00	0.00
AUTRES :	0	0.00	0.00	0.00
D.RAPPORTS SUR LE COMMERCIAUX/				
L'ECON/LES FINANANCES				
DEM PAR L'AC :	1	10.00	0.00	0.10
INIT DE LA MISS :	6	0.00	5.33	0.16
E.ACTIVITES EN MATIERE DE COMMUNICATIONS :	0	0.00	0.00	0.00
F.INVESTISSEMENT				
DEMANDES DE RENSEIGNEMENTS				
DU CANADA :	1	0.00	0.33	0.01
DES TERRITOIRE :	5	0.00	1.33	0.04
G.PROG. D'APPORT TECHNOLOGIQUES				
DEMANDES SERVICE				
CANADA :	0	0.00	0.00	0.00
CONTACTS ETABLIS :	0	0.00	0.00	0.00
H.PARTIC. A DES ACTIV. A L'EXTER. DE LA MISS :		0.00	0.00	0.00
I.DEMANDES DE SERVICES PROVENANT				
D'AUTRES SOURCES				
ONG :	0	5.00	0.66	0.07
GOUV'T HOTE :	0	10.00	0.00	0.10
AUTRES MIN. :	0	0.00	0.00	0.00
PROV./MUN. :	0	0.00	0.00	0.00
J.ADMINISTRATION: GESTION DU PROGR. & ADMIN. :		0.00	0.00	0.00
CONGES, DEVELOPPEMENT PROF :		5.00	1.00	0.08
K.SERVICES A D'AUTRE PROGRAMMES DE LA MISSION :		0.00	0.00	0.00
L.TOURISM PROGRAM ACTIVITIES :		0.00	0.00	0.00
***** TOTAUX *****		100.00	99.97	4.00

NOMBRE/VISITES/GENS D'AFFAIRS (PUBLIC SECTOR)	DU CANADA :	4
	DE TERRIT :	0
NOMBRE/VISITES/GENS D'AFFAIRS (PRIVATE SECTOR)	DU CANADA :	57
	DE TERRIT :	44

NOMBRE/DEMANDES/PDME/OBSERVATIONS	:	3
-----------------------------------	---	---

NOMBRE/POSTES REMPLIS PAR LES AGENTS	- CANADIENS :	1
	- ENGAGES SUR PLACE :	3

TSRPT02F

SUIVI COMMERCIAL

RAPPORT/CHARGE DE TRAVAIL DES AGENTS
TRIMESTRE 3 DE L'EXERCISE 1994

MISSION : DAKAR

	NOMBRE	%TEMPS-OFFIC.		TEMPS-TOTAL
		CDIENS	ENG/SP	PERS-TRIM
A.DEMANDES/SERV/EXPORT/COMM				
DU CANADA :	48	0.00	0.00	0.00
DES TERRITOIRES :	29	0.00	0.00	0.00
B.VISITES A DES CLIENTS DS TERRITOIRE :	0	0.00	0.00	0.00
C.POLITIQUE COMMERCIALE/EXPORTATIONS				
FOIRES :	0	0.00	0.00	0.00
PROJETS ET ACTIVITES				
MISSIONS :	0	0.00	0.00	0.00
CONF SEMINAIRES :	0	0.00	0.00	0.00
AUTRES :	0	0.00	0.00	0.00
D.RAPPORTS SUR LE COMMERCIAUX/				
DEM PAR L'AC :	0	0.00	0.00	0.00
L'ECON/LES FINANANCES				
INIT DE LA MISS :	0	0.00	0.00	0.00
E.ACTIVITES EN MATIERE DE COMMUNICATIONS :	0	0.00	0.00	0.00
F.INVESTISSEMENT				
DU CANADA :	0	0.00	0.00	0.00
DEMANDES DE RENSEIGNEMENTS				
DES TERRITOIRE :	0	0.00	0.00	0.00
G.PROG. D'APPORT TECHNOLOGIQUES				
CANADA :	0	0.00	0.00	0.00
DEMANDES SERVICE				
CONTACTS ETABLIS :	0	0.00	0.00	0.00
H.PARTIC. A DES ACTIV. A L'EXTER. DE LA MISS :		0.00	0.00	0.00
I.DEMANDES DE SERVICES PROVENANT				
D'AUTRES SOURCES				
ONG :	0	0.00	0.00	0.00
GOUV'T HOTE :	0	0.00	0.00	0.00
AUTRES MIN. :	0	0.00	0.00	0.00
PROV./MUN. :	0	0.00	0.00	0.00
J.ADMINISTRATION: GESTION DU PROGR. & ADMIN. :		0.00	0.00	0.00
CONGES, DEVELOPPEMENT PROF :		0.00	0.00	0.00
K.SERVICES A D'AUTRE PROGRAMMES DE LA MISSION :		0.00	0.00	0.00
L.TOURISM PROGRAM ACTIVITIES :		0.00	0.00	0.00
***** TOTAUX *****		0.00	0.00	0.00

NOMBRE/VISITES/GENS D'AFFAIRS (PUBLIC SECTOR)	DU CANADA :	3
	DE TERRIT :	11
NOMBRE/VISITES/GENS D'AFFAIRS (PRIVATE SECTOR)	DU CANADA :	8
	DE TERRIT :	12

NOMBRE/DEMANDES/PDME/OBSERVATIONS	:	0
-----------------------------------	---	---

NOMBRE/POSTES REMPLIS PAR LES AGENTS	- CANADIENS :	0
	- ENGAGES SUR PLACE :	0

TSRPT02F

SUIVI COMMERCIAL

RAPPORT/CHARGE DE TRAVAIL DES AGENTS
TRIMESTRE 3 DE L'EXERCISE 1994

MISSION : DAR-ES-SALAAM

	NOMBRE	%TEMPS-OFFIC.		TEMPS-TOTAL PERS-TRIM
		CDIENS	ENG/SP	
A.DEMANDES/SERV/EXPORT/COMM				
DU CANADA :	460	0.00	0.00	0.00
DES TERRITOIRES :	188	0.00	0.00	0.00
B.VISITES A DES CLIENTS DS TERRITOIRE :	0	0.00	0.00	0.00
C.POLITIQUE COMMERCIALE/EXPORTATIONS				
FOIRES :	0	0.00	0.00	0.00
PROJETS ET ACTIVITES				
MISSIONS :	0	0.00	0.00	0.00
CONF SEMINAIRES :	0	0.00	0.00	0.00
AUTRES :	0	0.00	0.00	0.00
D.RAPPORTS SUR LE COMMERCIAUX/				
L'ECON/LES FINANANCES				
DEM PAR L'AC :	0	0.00	0.00	0.00
INIT DE LA MISS :	0	0.00	0.00	0.00
E.ACTIVITES EN MATIERE DE COMMUNICATIONS :	0	0.00	0.00	0.00
F.INVESTISSEMENT				
DEMANDES DE RENSEIGNEMENTS				
DU CANADA :	0	0.00	0.00	0.00
DES TERRITOIRE :	0	0.00	0.00	0.00
G.PROG. D'APPORT TECHNOLOGIQUES				
DEMANDES SERVICE				
CANADA :	0	0.00	0.00	0.00
CONTACTS ETABLIS :	0	0.00	0.00	0.00
H.PARTIC. A DES ACTIV. A L'EXTER. DE LA MISS :		0.00	0.00	0.00
I.DEMANDES DE SERVICES PROVENANT				
D'AUTRES SOURCES				
ONG :	0	0.00	0.00	0.00
GOUV'T HOTE :	0	0.00	0.00	0.00
AUTRES MIN. :	0	0.00	0.00	0.00
PROV./MUN. :	0	0.00	0.00	0.00
J.ADMINISTRATION: GESTION DU PROGR. & ADMIN. :		0.00	0.00	0.00
CONGES, DEVELOPPEMENT PROF :		0.00	0.00	0.00
K.SERVICES A D'AUTRE PROGRAMMES DE LA MISSION :		0.00	0.00	0.00
L.TOURISM PROGRAM ACTIVITIES :		0.00	0.00	0.00
***** TOTAUX *****		0.00	0.00	0.00

NOMBRE/VISITES/GENS D'AFFAIRS (PUBLIC SECTOR)	DU CANADA :	46
	DE TERRIT :	36
NOMBRE/VISITES/GENS D'AFFAIRS (PRIVATE SECTOR)	DU CANADA :	186
	DE TERRIT :	144

NOMBRE/DEMANDES/PDME/OBSERVATIONS	:	0
-----------------------------------	---	---

NOMBRE/POSTES REMPLIS PAR LES AGENTS	-CANADIENS :	0
	-ENGAGES SUR PLACE:	0

19/05/95

Affaires Étrangères et du Commerce International

TSRPT02F

SUIVI COMMERCIAL

RAPPORT/CHARGE DE TRAVAIL DES AGENTS
TRIMESTRE 3 DE L'EXERCISE 1994

MISSION : HARARE

	NOMBRE	%TEMPS-OFFIC. CDIENS	ENG/SP	TEMPS-TOTAL PERS-TRIM
A.DEMANDES/SERV/EXPORT/COMM				
DU CANADA :	98	0.00	0.00	0.00
DES TERRITOIRES :	232	0.00	0.00	0.00
B.VISITES A DES CLIENTS DS TERRITOIRE :	64	0.00	0.00	0.00
C.POLITIQUE COMMERCIALE/EXPORTATIONS				
FOIRES :	0	0.00	0.00	0.00
PROJETS ET ACTIVITES				
MISSIONS :	0	0.00	0.00	0.00
CONF SEMINAIRES :	0	0.00	0.00	0.00
AUTRES :	0	0.00	0.00	0.00
D.RAPPORTS SUR LE COMMERCIAUX/				
DEM PAR L'AC :	2	0.00	0.00	0.00
L'ECON/LES FINANANCES				
INIT DE LA MISS :	2	0.00	0.00	0.00
E.ACTIVITES EN MATIERE DE COMMUNICATIONS :	0	0.00	0.00	0.00
F.INVESTISSEMENT				
DU CANADA :	43	0.00	0.00	0.00
DEMANDES DE RENSEIGNEMENTS				
DES TERRITOIRE :	7	0.00	0.00	0.00
G.PROG. D'APPORT TECHNOLOGIQUES				
CANADA :	0	0.00	0.00	0.00
DEMANDES SERVICE				
CONTACTS ETABLIS :	0	0.00	0.00	0.00
H.PARTIC. A DES ACTIV. A L'EXTER. DE LA MISS :		0.00	0.00	0.00
I.DEMANDES DE SERVICES PROVENANT				
D'AUTRES SOURCES				
ONG :	0	0.00	0.00	0.00
GOUV'T HOTE :	0	0.00	0.00	0.00
AUTRES MIN. :	3	0.00	0.00	0.00
PROV./MUN. :	6	0.00	0.00	0.00
J.ADMINISTRATION: GESTION DU PROGR. & ADMIN. :		0.00	0.00	0.00
CONGES, DEVELOPPEMENT PROF :		0.00	0.00	0.00
K.SERVICES A D'AUTRE PROGRAMMES DE LA MISSION :		0.00	0.00	0.00
L.TOURISM PROGRAM ACTIVITIES :		0.00	0.00	0.00
***** TOTAUX *****		0.00	0.00	0.00

NOMBRE/VISITES/GENS D'AFFAIRS (PUBLIC SECTOR)	DU CANADA :	6
	DE TERRIT :	13
NOMBRE/VISITES/GENS D'AFFAIRS (PRIVATE SECTOR)	DU CANADA :	15
	DE TERRIT :	52

NOMBRE/DEMANDES/PDME/OBSERVATIONS	:	1
-----------------------------------	---	---

NOMBRE/POSTES REMPLIS PAR LES AGENTS	- CANADIENS :	0
	- ENGAGES SUR PLACE :	0

19/05/95

Affaires Étrangères et du Commerce International

TSRPT02F

SUIVI COMMERCIAL

RAPPORT/CHARGE DE TRAVAIL DES AGENTS
TRIMESTRE 3 DE L'EXERCISE 1994

MISSION : KINSHASA

	NOMBRE	%TEMPS-OFFIC.		TEMPS-TOTAL
		CDIENS	ENG/SP	PERS-TRIM
A.DEMANDES/SERV/EXPORT/COMM				
DU CANADA :	19	0.00	0.00	0.00
DES TERRITOIRES :	27	0.00	0.00	0.00
B.VISITES A DES CLIENTS DS TERRITOIRE :	0	0.00	0.00	0.00
C.POLITIQUE COMMERCIALE/EXPORTATIONS				
FOIRES :	0	0.00	0.00	0.00
PROJETS ET ACTIVITES				
MISSIONS :	0	0.00	0.00	0.00
CONF SEMINAIRES :	0	0.00	0.00	0.00
AUTRES :	0	0.00	0.00	0.00
D.RAPPORTS SUR LE COMMERCIAUX/				
L'ECON/LES FINANANCES				
DEM PAR L'AC :	0	0.00	0.00	0.00
INIT DE LA MISS :	0	0.00	0.00	0.00
E.ACTIVITES EN MATIERE DE COMMUNICATIONS :	0	0.00	0.00	0.00
F.INVESTISSEMENT				
DEMANDES DE RENSEIGNEMENTS				
DU CANADA :	0	0.00	0.00	0.00
DES TERRITOIRE :	0	0.00	0.00	0.00
G.PROG. D'APPORT TECHNOLOGIQUES				
DEMANDES SERVICE				
CANADA :	0	0.00	0.00	0.00
CONTACTS ETABLIS :	0	0.00	0.00	0.00
H.PARTIC. A DES ACTIV. A L'EXTER. DE LA MISS :		0.00	0.00	0.00
I.DEMANDES DE SERVICES PROVENANT				
D'AUTRES SOURCES				
ONG :	0	0.00	0.00	0.00
GOUV'T HOTE :	0	0.00	0.00	0.00
AUTRES MIN. :	0	0.00	0.00	0.00
PROV./MUN. :	0	0.00	0.00	0.00
J.ADMINISTRATION: GESTION DU PROGR. & ADMIN. :		0.00	0.00	0.00
CONGES, DEVELOPPEMENT PROF :		0.00	0.00	0.00
K.SERVICES A D'AUTRE PROGRAMMES DE LA MISSION :		0.00	0.00	0.00
L.TOURISM PROGRAM ACTIVITIES :		0.00	0.00	0.00
***** TOTAUX *****		0.00	0.00	0.00

NOMBRE/VISITES/GENS D'AFFAIRS (PUBLIC SECTOR) DU CANADA : 10

DE TERRIT : 0

NOMBRE/VISITES/GENS D'AFFAIRS (PRIVATE SECTOR) DU CANADA : 3

DE TERRIT : 3

NOMBRE/DEMANDES/PDME/OBSERVATIONS : 0

NOMBRE/POSTES REMPLIS PAR LES AGENTS - CANADIENS : 0

- ENGAGES SUR PLACE : 0

19/05/95

Affaires Étrangères et du Commerce International

TSRPT02F

SUIVI COMMERCIAL

RAPPORT/CHARGE DE TRAVAIL DES AGENTS
TRIMESTRE 3 DE L'EXERCISE 1994

MISSION : KOWEIT

	NOMBRE	%TEMPS-OFFIC. CDIENS	ENG/SP	TEMPS-TOTAL PERS-TRIM
A.DEMANDES/SERV/EXPORT/COMM				
DU CANADA :	618	11.00	10.50	0.43
DES TERRITOIRES :	1879	10.50	30.00	0.81
B.VISITES A DES CLIENTS DS TERRITOIRE :	381	9.50	11.50	0.42
C.POLITIQUE COMMERCIALE/EXPORTATIONS				
FOIRES :	0	0.00	0.00	0.00
PROJETS ET ACTIVITES				
MISSIONS :	1	1.50	1.50	0.06
CONF SEMINAIRES :	4	3.50	3.50	0.14
AUTRES :	24	4.50	4.00	0.17
D.RAPPORTS SUR LE COMMERCIAUX/ L'ECON/LES FINANANCES				
DEM PAR L'AC :	9	1.50	1.50	0.06
INIT DE LA MISS :	32	4.50	5.50	0.20
E.ACTIVITES EN MATIERE DE COMMUNICATIONS :	13	4.50	4.50	0.18
F.INVESTISSEMENT				
DU CANADA :	3	1.00	1.00	0.04
DEMANDES DE RENSEIGNEMENTS				
DES TERRITOIRE :	6	1.50	2.50	0.08
G.PROG. D'APPORT TECHNOLOGIQUES				
CANADA :	17	1.50	4.50	0.12
DEMANDES SERVICE				
CONTACTS ETABLIS :	7	1.00	1.00	0.04
H.PARTIC. A DES ACTIV. A L'EXTER. DE LA MISS :		0.00	0.00	0.00
I.DEMANDES DE SERVICES PROVENANT				
D'AUTRES SOURCES				
ONG :	9	1.50	1.50	0.06
GOUV'T HOTE :	14	3.50	3.50	0.14
AUTRES MIN. :	184	3.50	3.50	0.14
PROV./MUN. :	261	5.50	5.50	0.22
J.ADMINISTRATION: GESTION DU PROGR. & ADMIN. :		4.50	0.00	0.09
CONGES, DEVELOPPEMENT PROF :		12.50	2.00	0.29
K.SERVICES A D'AUTRE PROGRAMMES DE LA MISSION :		12.50	1.00	0.27
L.TOURISM PROGRAM ACTIVITIES :		0.50	1.50	0.04
***** TOTAUX *****		100.00	100.00	4.00

NOMBRE/VISITES/GENS D'AFFAIRS (PUBLIC SECTOR) DU CANADA : 17
 DE TERRIT : 5
 NOMBRE/VISITES/GENS D'AFFAIRS (PRIVATE SECTOR) DU CANADA : 50
 DE TERRIT : 116

NOMBRE/DEMANDES/PDME/OBSERVATIONS : 5

NOMBRE/POSTES REMPLIS PAR LES AGENTS - CANADIENS : 2
 - ENGAGES SUR PLACE : 2

19/05/95

Affaires Étrangères et du Commerce International

TSRPT02F

SUIVI COMMERCIAL

RAPPORT/CHARGE DE TRAVAIL DES AGENTS
TRIMESTRE 3 DE L'EXERCISE 1994

MISSION : LAGOS

		NOMBRE	%TEMPS-OFFIC. CDIENS	ENG/SP	TEMPS-TOTAL PERS-TRIM
A.DEMANDES/SERV/EXPORT/COMM	DU CANADA :	98	0.00	0.00	0.00
	DES TERRITOIRES :	506	0.00	0.00	0.00
B.VISITES A DES CLIENTS DS TERRITOIRE	:	0	0.00	0.00	0.00
C.POLITIQUE COMMERCIALE/EXPORTATIONS	FOIRES :	0	0.00	0.00	0.00
PROJETS ET ACTIVITES	MISSIONS :	0	0.00	0.00	0.00
	CONF SEMINAIRES :	0	0.00	0.00	0.00
	AUTRES :	0	0.00	0.00	0.00
D.RAPPORTS SUR LE COMMERCIAUX/ L'ECON/LES FINANANCES	DEM PAR L'AC :	0	0.00	0.00	0.00
	INIT DE LA MISS :	0	0.00	0.00	0.00
E.ACTIVITES EN MATIERE DE COMMUNICATIONS	:	0	0.00	0.00	0.00
F.INVESTISSEMENT	DU CANADA :	0	0.00	0.00	0.00
DEMANDES DE RENSEIGNEMENTS	DES TERRITOIRE :	0	0.00	0.00	0.00
G.PROG. D'APPORT TECHNOLOGIQUES	CANADA :	0	0.00	0.00	0.00
DEMANDES SERVICE	CONTACTS ETABLIS :	0	0.00	0.00	0.00
H.PARTIC. A DES ACTIV. A L'EXTER. DE LA MISS	:		0.00	0.00	0.00
I.DEMANDES DE SERVICES PROVENANT D'AUTRES SOURCES	ONG :	0	0.00	0.00	0.00
	GOUV'T HOTE :	0	0.00	0.00	0.00
	AUTRES MIN. :	0	0.00	0.00	0.00
	PROV./MUN. :	0	0.00	0.00	0.00
J.ADMINISTRATION: GESTION DU PROGR. & ADMIN.	:		0.00	0.00	0.00
	CONGES, DEVELOPPEMENT PROF :		0.00	0.00	0.00
K.SERVICES A D'AUTRE PROGRAMMES DE LA MISSION	:		0.00	0.00	0.00
L.TOURISM PROGRAM ACTIVITIES	:		0.00	0.00	0.00
***** TOTAUX *****			0.00	0.00	0.00

NOMBRE/VISITES/GENS D'AFFAIRS (PUBLIC SECTOR) DU CANADA : 0
 DE TERRIT : 48
 NOMBRE/VISITES/GENS D'AFFAIRS (PRIVATE SECTOR) DU CANADA : 16
 DE TERRIT : 193

NOMBRE/DEMANDES/PDME/OBSERVATIONS : 0

NOMBRE/POSTES REMPLIS PAR LES AGENTS - CANADIENS : 0
 - ENGAGES SUR PLACE : 0

19/05/95

Affaires Étrangères et du Commerce International

TSRPT02F

SUIVI COMMERCIAL

RAPPORT/CHARGE DE TRAVAIL DES AGENTS
TRIMESTRE 3 DE L'EXERCISE 1994

MISSION : LE CAIRE

	NOMBRE	%TEMPS-OFFIC. CDIENS	ENG/SP	TEMPS-TOTAL PERS-TRIM
A.DEMANDES/SERV/EXPORT/COMM				
DU CANADA :	461	15.00	27.66	0.98
DES TERRITOIRES :	492	15.00	11.66	0.50
B.VISITES A DES CLIENTS DS TERRITOIRE :	213	20.00	17.33	0.72
C.POLITIQUE COMMERCIALE/EXPORTATIONS				
FOIRES :	13	8.00	6.33	0.27
PROJETS ET ACTIVITES				
MISSIONS :	6	5.00	7.66	0.28
CONF SEMINAIRES :	6	2.00	2.33	0.09
AUTRES :	1	10.00	0.00	0.10
D.RAPPORTS SUR LE COMMERCIAUX/ L'ECON/LES FINANANCES				
DEM PAR L'AC :	1	0.00	0.66	0.02
INIT DE LA MISS :	14	5.00	5.66	0.22
E.ACTIVITES EN MATIERE DE COMMUNICATIONS :	5	3.00	1.66	0.08
F.INVESTISSEMENT				
DU CANADA :	1	0.00	0.66	0.02
DEMANDES DE RENSEIGNEMENTS				
DES TERRITOIRE :	2	0.00	1.33	0.04
G.PROG. D'APPORT TECHNOLOGIQUES				
CANADA :	0	0.00	0.00	0.00
DEMANDES SERVICE				
CONTACTS ETABLIS :	0	0.00	0.00	0.00
H.PARTIC. A DES ACTIV. A L'EXTER. DE LA MISS :		0.00	3.33	0.10
I.DEMANDES DE SERVICES PROVENANT				
D'AUTRES SOURCES				
ONG :	3	2.00	2.00	0.08
GOUV'T HOTE :	12	5.00	3.33	0.15
AUTRES MIN. :	2	0.00	3.33	0.10
PROV./MUN. :	5	0.00	2.00	0.06
J.ADMINISTRATION: GESTION DU PROGR. & ADMIN. :		10.00	3.00	0.19
CONGES, DEVELOPPEMENT PROF :		0.00	0.00	0.00
K.SERVICES A D'AUTRE PROGRAMMES DE LA MISSION :		0.00	0.00	0.00
L.TOURISM PROGRAM ACTIVITIES :		0.00	0.00	0.00
***** TOTAUX *****		100.00	99.93	4.00

NOMBRE/VISITES/GENS D'AFFAIRS (PUBLIC SECTOR) DU CANADA : 12
 DE TERRIT : 45
 NOMBRE/VISITES/GENS D'AFFAIRS (PRIVATE SECTOR) DU CANADA : 110
 DE TERRIT : 210

NOMBRE/DEMANDES/PDME/OBSERVATIONS : 10

NOMBRE/POSTES REMPLIS PAR LES AGENTS - CANADIENS : 1
 - ENGAGES SUR PLACE : 3

19/05/95

Affaires Étrangères et du Commerce International

TSRPT02F

SUIVI COMMERCIAL

RAPPORT/CHARGE DE TRAVAIL DES AGENTS
TRIMESTRE 3 DE L'EXERCISE 1994

MISSION : LIBREVILLE

	NOMBRE	%TEMPS-OFFIC. CDIENS	ENG/SP	TEMPS-TOTAL PERS-TRIM
A.DEMANDES/SERV/EXPORT/COMM				
DU CANADA :	83	0.00	0.00	0.00
DES TERRITOIRES :	67	0.00	0.00	0.00
B.VISITES A DES CLIENTS DS TERRITOIRE :	0	0.00	0.00	0.00
C.POLITIQUE COMMERCIALE/EXPORTATIONS				
FOIRES :	0	0.00	0.00	0.00
PROJETS ET ACTIVITES				
MISSIONS :	0	0.00	0.00	0.00
CONF SEMINAIRES :	0	0.00	0.00	0.00
AUTRES :	0	0.00	0.00	0.00
D.RAPPORTS SUR LE COMMERCIAUX/ L'ECON/LES FINANANCES				
DEM PAR L'AC :	0	0.00	0.00	0.00
INIT DE LA MISS :	0	0.00	0.00	0.00
E.ACTIVITES EN MATIERE DE COMMUNICATIONS :	0	0.00	0.00	0.00
F.INVESTISSEMENT				
DEMANDES DE RENSEIGNEMENTS				
DU CANADA :	0	0.00	0.00	0.00
DES TERRITOIRE :	0	0.00	0.00	0.00
G.PROG. D'APPORT TECHNOLOGIQUES				
DEMANDES SERVICE				
CANADA :	0	0.00	0.00	0.00
CONTACTS ETABLIS :	0	0.00	0.00	0.00
H.PARTIC. A DES ACTIV. A L'EXTER. DE LA MISS :		0.00	0.00	0.00
I.DEMANDES DE SERVICES PROVENANT D'AUTRES SOURCES				
ONG :	0	0.00	0.00	0.00
GOUV'T HOIE :	0	0.00	0.00	0.00
AUTRES MIN. :	0	0.00	0.00	0.00
PROV./MUN. :	0	0.00	0.00	0.00
J.ADMINISTRATION:				
GESTION DU PROGR. & ADMIN. :		0.00	0.00	0.00
CONGES, DEVELOPPEMENT PROF :		0.00	0.00	0.00
K.SERVICES A D'AUTRE PROGRAMMES DE LA MISSION :		0.00	0.00	0.00
L.TOURISM PROGRAM ACTIVITIES :		0.00	0.00	0.00
***** TOTAUX *****		0.00	0.00	0.00

NOMBRE/VISITES/GENS D'AFFAIRS (PUBLIC SECTOR) DU CANADA : 7
DE TERRIT : 19
NOMBRE/VISITES/GENS D'AFFAIRS (PRIVATE SECTOR) DU CANADA : 23
DE TERRIT : 24

NOMBRE/DEMANDES/PDME/OBSERVATIONS : 0

NOMBRE/POSTES REMPLIS PAR LES AGENTS - CANADIENS : 0
- ENGAGES SUR PLACE: 0

19/05/95

Affaires Étrangères et du Commerce International

TSRPT02F

SUIVI COMMERCIAL

RAPPORT/CHARGE DE TRAVAIL DES AGENTS
TRIMESTRE 3 DE L'EXERCISE 1994

MISSION : LUSAKA

	NOMBRE	%TEMPS-OFFIC. CDIENS	ENG/SP	TEMPS-TOTAL PERS-TRIM
A.DEMANDES/SERV/EXPORT/COMM				
DU CANADA :	38	0.00	0.00	0.00
DES TERRITOIRES :	19	0.00	0.00	0.00
B.VISITES A DES CLIENTS DS TERRITOIRE :	0	0.00	0.00	0.00
C.POLITIQUE COMMERCIALE/EXPORTATIONS				
FOIRES :	0	0.00	0.00	0.00
PROJETS ET ACTIVITES				
MISSIONS :	0	0.00	0.00	0.00
CONF SEMINAIRES :	0	0.00	0.00	0.00
AUTRES :	0	0.00	0.00	0.00
D.RAPPORTS SUR LE COMMERCIAUX/				
DEM PAR L'AC :	0	0.00	0.00	0.00
L'ECON/LES FINANANCES				
INIT DE LA MISS :	0	0.00	0.00	0.00
E.ACTIVITES EN MATIERE DE COMMUNICATIONS :	0	0.00	0.00	0.00
F.INVESTISSEMENT				
DU CANADA :	0	0.00	0.00	0.00
DEMANDES DE RENSEIGNEMENTS				
DES TERRITOIRE :	0	0.00	0.00	0.00
G.PROG. D'APPORT TECHNOLOGIQUES				
CANADA :	0	0.00	0.00	0.00
DEMANDES SERVICE				
CONTACTS ETABLIS :	0	0.00	0.00	0.00
H.PARTIC. A DES ACTIV. A L'EXTER. DE LA MISS :		0.00	0.00	0.00
I.DEMANDES DE SERVICES PROVENANT				
D'AUTRES SOURCES				
ONG :	0	0.00	0.00	0.00
GOUV'T HOTE :	0	0.00	0.00	0.00
AUTRES MIN. :	0	0.00	0.00	0.00
PROV./MUN. :	0	0.00	0.00	0.00
J.ADMINISTRATION: GESTION DU PROGR. & ADMIN. :		0.00	0.00	0.00
CONGES, DEVELOPPEMENT PROF :		0.00	0.00	0.00
K.SERVICES A D'AUTRE PROGRAMMES DE LA MISSION :		0.00	0.00	0.00
L.TOURISM PROGRAM ACTIVITIES :		0.00	0.00	0.00
***** TOTAUX *****		0.00	0.00	0.00

NOMBRE/VISITES/GENS D'AFFAIRS (PUBLIC SECTOR) DU CANADA : 5
 DE TERRIT : 3
 NOMBRE/VISITES/GENS D'AFFAIRS (PRIVATE SECTOR) DU CANADA : 6
 DE TERRIT : 3

NOMBRE/DEMANDES/PDME/OBSERVATIONS : 0

NOMBRE/POSTES REMPLIS PAR LES AGENTS - CANADIENS : 0
 - ENGAGES SUR PLACE : 0

19/05/95

Affaires Étrangères et du Commerce International

TSRPT02F

SUIVI COMMERCIAL

RAPPORT/CHARGE DE TRAVAIL DES AGENTS
TRIMESTRE 3 DE L'EXERCISE 1994

MISSION : NAIROBI

	NOMBRE	%TEMPS-OFFIC.		TEMPS-TOTAL
		CDIENS	ENG/SP	PERS-TRIM
A.DEMANDES/SERV/EXPORT/COMM				
DU CANADA :	154	0.00	0.00	0.00
DES TERRITOIRES :	268	0.00	0.00	0.00
B.VISITES A DES CLIENTS DS TERRITOIRE :	0	0.00	0.00	0.00
C.POLITIQUE COMMERCIALE/EXPORTATIONS				
FOIRES :	0	0.00	0.00	0.00
PROJETS ET ACTIVITES				
MISSIONS :	0	0.00	0.00	0.00
CONF SEMINAIRES :	0	0.00	0.00	0.00
AUTRES :	0	0.00	0.00	0.00
D.RAPPORTS SUR LE COMMERCIAUX/				
L'ECON/LES FINANANCES				
DEM PAR L'AC :	0	0.00	0.00	0.00
INIT DE LA MISS :	0	0.00	0.00	0.00
E.ACTIVITES EN MATIERE DE COMMUNICATIONS :	0	0.00	0.00	0.00
F.INVESTISSEMENT				
DEMANDES DE RENSEIGNEMENTS				
DU CANADA :	0	0.00	0.00	0.00
DES TERRITOIRE :	0	0.00	0.00	0.00
G.PROG. D'APPORT TECHNOLOGIQUES				
DEMANDES SERVICE				
CANADA :	0	0.00	0.00	0.00
CONTACTS ETABLIS :	0	0.00	0.00	0.00
H.PARTIC. A DES ACTIV. A L'EXTER. DE LA MISS :		0.00	0.00	0.00
I.DEMANDES DE SERVICES PROVENANT				
D'AUTRES SOURCES				
ONG :	0	0.00	0.00	0.00
GOUV'T HOTE :	0	0.00	0.00	0.00
AUTRES MIN. :	0	0.00	0.00	0.00
PROV./MUN. :	0	0.00	0.00	0.00
J.ADMINISTRATION: GESTION DU PROGR. & ADMIN. :		0.00	0.00	0.00
CONGES, DEVELOPPEMENT PROF :		0.00	0.00	0.00
K.SERVICES A D'AUTRE PROGRAMMES DE LA MISSION :		0.00	0.00	0.00
L.TOURISM PROGRAM ACTIVITIES :		0.00	0.00	0.00
***** TOTAUX *****		0.00	0.00	0.00

NOMBRE/VISITES/GENS D'AFFAIRS (PUBLIC SECTOR) DU CANADA : 5
DE TERRIT : 24
NOMBRE/VISITES/GENS D'AFFAIRS (PRIVATE SECTOR) DU CANADA : 21
DE TERRIT : 96

NOMBRE/DEMANDES/PDME/OBSERVATIONS : 0

NOMBRE/POSTES REMPLIS PAR LES AGENTS - CANADIENS : 0
- ENGAGES SUR PLACE : 0

19/05/95

Affaires Étrangères et du Commerce International

TSRPT02F

SUIVI COMMERCIAL

RAPPORT/CHARGE DE TRAVAIL DES AGENTS
TRIMESTRE 3 DE L'EXERCISE 1994

MISSION : PRETORIA

	NOMBRE	%TEMPS-OFFIC. CDIENS	ENG/SP	TEMPS-TOTAL PERS-TRIM
A.DEMANDES/SERV/EXPORT/COMM				
DU CANADA :	627	6.00	35.00	0.82
DES TERRITOIRES :	421	12.50	19.00	0.63
B.VISITES A DES CLIENTS DS TERRITOIRE :	48	15.00	5.00	0.40
C.POLITIQUE COMMERCIALE/EXPORTATIONS				
FOIRES :	1	2.50	16.00	0.37
PROJETS ET ACTIVITES				
MISSIONS :	1	18.50	7.50	0.52
CONF SEMINAIRES :	1	0.00	1.00	0.02
AUTRES :	0	0.00	0.00	0.00
D.RAPPORTS SUR LE COMMERCIAUX/ L'ECON/LES FINANANCES				
DEM PAR L'AC :	4	8.50	4.00	0.25
INIT DE LA MISS :	3	2.00	2.50	0.09
E.ACTIVITES EN MATIERE DE COMMUNICATIONS :	1	1.00	0.00	0.02
F.INVESTISSEMENT				
DU CANADA :	2	0.50	0.00	0.01
DEMANDES DE RENSEIGNEMENTS				
DES TERRITOIRE :	3	0.50	0.00	0.01
G.PROG. D'APPORT TECHNOLOGIQUES				
CANADA :	0	0.00	0.00	0.00
DEMANDES SERVICE				
CONTACTS ETABLIS :	0	0.00	0.00	0.00
H.PARTIC. A DES ACTIV. A L'EXTER. DE LA MISS :		10.00	0.00	0.20
I.DEMANDES DE SERVICES PROVENANT				
D'AUTRES SOURCES				
ONG :	3	0.50	0.00	0.01
GOUV'T HOTE :	1	0.50	0.00	0.01
AUTRES MIN. :	3	2.50	0.00	0.05
PROV./MUN. :	2	2.50	0.00	0.05
J.ADMINISTRATION: GESTION DU PROGR. & ADMIN. :		15.50	9.00	0.49
CONGES, DEVELOPPEMENT PROF :		0.50	1.00	0.03
K.SERVICES A D'AUTRE PROGRAMMES DE LA MISSION :		1.00	0.00	0.02
L.TOURISM PROGRAM ACTIVITIES :		0.00	0.00	0.00
***** TOTAUX *****		100.00	100.00	4.00

NOMBRE/VISITES/GENS D'AFFAIRS (PUBLIC SECTOR)	DU CANADA :	12
	DE TERRIT :	1
NOMBRE/VISITES/GENS D'AFFAIRS (PRIVATE SECTOR)	DU CANADA :	29
	DE TERRIT :	52

NOMBRE/DEMANDES/PDME/OBSERVATIONS	:	3
-----------------------------------	---	---

NOMBRE/POSTES REMPLIS PAR LES AGENTS	- CANADIENS :	2
	- ENGAGES SUR PLACE :	2

19/05/95

Affaires Étrangères et du Commerce International

TSRPT02F

SUIVI COMMERCIAL

RAPPORT/CHARGE DE TRAVAIL DES AGENTS
TRIMESTRE 3 DE L'EXERCISE 1994

MISSION : RABAT

	NOMBRE	%TEMPS-OFFIC. CDIENS	ENG/SP	TEMPS-TOTAL PERS-TRIM
A.DEMANDES/SERV/EXPORT/COMM				
DU CANADA :	211	25.00	47.50	1.20
DES TERRITOIRES :	140	20.00	25.00	0.70
B.VISITES A DES CLIENTS DS TERRITOIRE :	21	15.00	17.50	0.50
C.POLITIQUE COMMERCIALE/EXPORTATIONS				
FOIRES :	0	0.00	0.00	0.00
PROJETS ET ACTIVITES				
MISSIONS :	0	5.00	0.00	0.05
CONF SEMINAIRES :	0	0.00	0.00	0.00
AUTRES :	0	0.00	0.00	0.00
D.RAPPORTS SUR LE COMMERCIAUX/				
L'ECON/LES FINANANCES				
DEM PAR L'AC :	0	6.00	0.00	0.06
INIT DE LA MISS :	0	4.00	0.00	0.04
E.ACTIVITES EN MATIERE DE COMMUNICATIONS :	0	6.00	0.00	0.06
F.INVESTISSEMENT				
DEMANDES DE RENSEIGNEMENTS				
DU CANADA :	0	1.00	0.00	0.01
DES TERRITOIRE :	0	1.00	0.00	0.01
G.PROG. D'APPORT TECHNOLOGIQUES				
DEMANDES SERVICE				
CANADA :	0	0.00	0.00	0.00
CONTACTS ETABLIS :	0	0.00	0.00	0.00
H.PARTIC. A DES ACTIV. A L'EXTER. DE LA MISS :		0.00	0.00	0.00
I.DEMANDES DE SERVICES PROVENANT				
D'AUTRES SOURCES				
ONG :	0	1.00	0.00	0.01
GOUV'T HOTE :	0	1.00	0.00	0.01
AUTRES MIN. :	0	3.00	0.00	0.03
PROV./MUN. :	0	1.00	0.00	0.01
J.ADMINISTRATION: GESTION DU PROGR. & ADMIN. :		5.00	5.00	0.15
CONGES, DEVELOPPEMENT PROF :		0.00	5.00	0.10
K.SERVICES A D'AUTRE PROGRAMMES DE LA MISSION :		6.00	0.00	0.06
L.TOURISM PROGRAM ACTIVITIES :		0.00	0.00	0.00
***** TOTAUX *****		100.00	100.00	3.00

NOMBRE/VISITES/GENS D'AFFAIRS (PUBLIC SECTOR)	DU CANADA :	2
	DE TERRIT :	4
NOMBRE/VISITES/GENS D'AFFAIRS (PRIVATE SECTOR)	DU CANADA :	28
	DE TERRIT :	60

NOMBRE/DEMANDES/PDME/OBSERVATIONS	:	3
-----------------------------------	---	---

NOMBRE/POSTES REMPLIS PAR LES AGENTS	- CANADIENS :	1
	- ENGAGES SUR PLACE:	2

19/05/95

Affaires Étrangères et du Commerce International

TSRPT02F

SUIVI COMMERCIAL

RAPPORT/CHARGE DE TRAVAIL DES AGENTS
TRIMESTRE 3 DE L'EXERCISE 1994

MISSION : RIYAD

	NOMBRE	%TEMPS-OFFIC. CDIENS	ENG/SP	TEMPS-TOTAL PERS-TRIM
A. DEMANDES/SERV/EXPORT/COMM				
DU CANADA :	516	16.25	30.00	1.55
DES TERRITOIRES :	713	21.25	25.00	1.60
B. VISITES A DES CLIENTS DS TERRITOIRE :	145	12.00	8.33	0.73
C. POLITIQUE COMMERCIALE/EXPORTATIONS				
FOIRES :	3	1.50	0.00	0.06
PROJETS ET ACTIVITES				
MISSIONS :	5	10.00	10.00	0.70
CONF SEMINAIRES :	2	3.75	0.00	0.15
AUTRES :	2	1.25	0.00	0.05
D. RAPPORTS SUR LE COMMERCIAUX/ L'ECON/LES FINANANCES				
DEM PAR L'AC :	7	0.75	3.00	0.12
INIT DE LA MISS :	5	0.50	2.00	0.08
E. ACTIVITES EN MATIERE DE COMMUNICATIONS :	10	4.25	0.00	0.17
F. INVESTISSEMENT				
DU CANADA :	6	0.00	0.00	0.00
DEMANDES DE RENSEIGNEMENTS				
DES TERRITOIRE :	14	1.25	0.00	0.05
G. PROG. D'APPORT TECHNOLOGIQUES				
CANADA :	0	0.00	0.00	0.00
DEMANDES SERVICE				
CONTACTS ETABLIS :	0	0.00	0.00	0.00
H. PARTIC. A DES ACTIV. A L'EXTER. DE LA MISS :		5.75	5.00	0.38
I. DEMANDES DE SERVICES PROVENANT				
D'AUTRES SOURCES				
ONG :	25	1.25	0.33	0.06
GOUV'T HOTE :	18	1.25	0.66	0.07
AUTRES MIN. :	7	3.75	1.66	0.20
PROV./MUN. :	22	0.25	0.66	0.03
J. ADMINISTRATION: GESTION DU PROGR. & ADMIN. :		5.50	5.00	0.37
CONGES, DEVELOPPEMENT PROF :		7.00	0.00	0.28
K. SERVICES A D'AUTRE PROGRAMMES DE LA MISSION :		2.50	3.33	0.20
L. TOURISM PROGRAM ACTIVITIES :		0.00	5.00	0.15
***** TOTAUX *****		100.00	99.97	7.00

NOMBRE/VISITES/GENS D'AFFAIRS (PUBLIC SECTOR)	DU CANADA :	25
	DE TERRIT :	72
NOMBRE/VISITES/GENS D'AFFAIRS (PRIVATE SECTOR)	DU CANADA :	65
	DE TERRIT :	264

NOMBRE/DEMANDES/PDME/OBSERVATIONS	:	4
-----------------------------------	---	---

NOMBRE/POSTES REMPLIS PAR LES AGENTS	- CANADIENS :	4
	- ENGAGES SUR PLACE :	3

TSRPT02F

SUIVI COMMERCIAL

RAPPORT/CHARGE DE TRAVAIL DES AGENTS
TRIMESTRE 3 DE L'EXERCISE 1994

MISSION : TÉHÉРАН

	NOMBRE	%TEMPS-OFFIC.		TEMPS-TOTAL
		CDIENS	ENG/SP	PERS-TRIM
A.DEMANDES/SERV/EXPORT/COMM				
DU CANADA :	305	25.00	36.00	1.47
DES TERRITOIRES :	495	11.66	16.00	0.67
B.VISITES A DES CLIENTS DS TERRITOIRE :	128	12.00	18.00	0.72
C.POLITIQUE COMMERCIALE/EXPORTATIONS				
FOIRES :	1	8.33	11.00	0.47
PROJETS ET ACTIVITES				
MISSIONS :	2	3.33	4.00	0.18
CONF SEMINAIRES :	0	0.00	0.00	0.00
AUTRES :	0	0.00	0.00	0.00
D.RAPPORTS SUR LE COMMERCIAUX/				
L'ECON/LES FINANANCES				
DEM PAR L'AC :	4	2.00	7.50	0.21
INIT DE LA MISS :	6	2.00	4.00	0.14
E.ACTIVITES EN MATIERE DE COMMUNICATIONS :	0	0.00	0.00	0.00
F.INVESTISSEMENT				
DEMANDES DE RENSEIGNEMENTS				
DU CANADA :	3	0.66	0.00	0.02
DES TERRITOIRE :	9	1.33	0.50	0.05
G.PROG. D'APPORT TECHNOLOGIQUES				
DEMANDES SERVICE				
CANADA :	0	0.00	0.00	0.00
CONTACTS ETABLIS :	0	0.00	0.00	0.00
H.PARTIC. A DES ACTIV. A L'EXTER. DE LA MISS :		3.33	0.00	0.10
I.DEMANDES DE SERVICES PROVENANT				
D'AUTRES SOURCES				
ONG :	0	0.00	0.00	0.00
GOUV'T HOTE :	1	2.00	0.00	0.06
AUTRES MIN. :	0	0.00	0.00	0.00
PROV./MUN. :	0	0.00	0.00	0.00
J.ADMINISTRATION: GESTION DU PROGR. & ADMIN. :		8.33	0.00	0.25
CONGES, DEVELOPPEMENT PROF :		13.33	2.50	0.45
K.SERVICES A D'AUTRE PROGRAMMES DE LA MISSION :		6.66	0.50	0.21
L.TOURISM PROGRAM ACTIVITIES :		0.00	0.00	0.00
***** TOTAUX *****		99.96	100.00	5.00

NOMBRE/VISITES/GENS D'AFFAIRS (PUBLIC SECTOR)	DU CANADA :	7
	DE TERRIT :	28
NOMBRE/VISITES/GENS D'AFFAIRS (PRIVATE SECTOR)	DU CANADA :	111
	DE TERRIT :	174

NOMBRE/DEMANDES/PDME/OBSERVATIONS	:	1
-----------------------------------	---	---

NOMBRE/POSTES REMPLIS PAR LES AGENTS	- CANADIENS :	3
	- ENGAGES SUR PLACE :	2

TSRPT02F

SUIVI COMMERCIAL

RAPPORT/CHARGE DE TRAVAIL DES AGENTS
TRIMESTRE 3 DE L'EXERCISE 1994

MISSION : TUNIS

	NOMBRE	%TEMPS-OFFIC. CDIENS	ENG/SP	TEMPS-TOTAL PERS-TRIM
A.DEMANDES/SERV/EXPORT/COMM				
DU CANADA :	290	30.00	40.00	0.70
DES TERRITOIRES :	174	20.00	18.00	0.38
B.VISITES A DES CLIENTS DS TERRITOIRE :	41	25.00	14.00	0.39
C.POLITIQUE COMMERCIALE/EXPORTATIONS				
FOIRES :	2	3.00	10.00	0.13
PROJETS ET ACTIVITES				
MISSIONS :	3	2.00	10.00	0.12
CONF SEMINAIRES :	0	0.00	0.00	0.00
AUTRES :	0	0.00	0.00	0.00
D.RAPPORTS SUR LE COMMERCIAUX/				
L'ECON/LES FINANANCES				
DEM PAR L'AC :	3	2.00	1.00	0.03
INIT DE LA MISS :	3	2.00	2.00	0.04
E.ACTIVITES EN MATIERE DE COMMUNICATIONS :	1	1.00	0.00	0.01
F.INVESTISSEMENT				
DU CANADA :	0	0.00	0.00	0.00
DEMANDES DE RENSEIGNEMENTS				
DES TERRITOIRE :	0	0.00	0.00	0.00
G.PROG. D'APPORT TECHNOLOGIQUES				
CANADA :	0	0.00	0.00	0.00
DEMANDES SERVICE				
CONTACTS ETABLIS :	0	0.00	0.00	0.00
H.PARTIC. A DES ACTIV. A L'EXTER. DE LA MISS :		5.00	0.00	0.05
I.DEMANDES DE SERVICES PROVENANT				
D'AUTRES SOURCES				
ONG :	0	0.00	0.00	0.00
GOUV'T HOTE :	4	2.00	1.00	0.03
AUTRES MIN. :	0	0.00	0.00	0.00
PROV./MUN. :	5	3.00	2.00	0.05
J.ADMINISTRATION: GESTION DU PROGR. & ADMIN. :		3.00	1.00	0.04
CONGES, DEVELOPPEMENT PROF :		0.00	0.00	0.00
K.SERVICES A D'AUTRE PROGRAMMES DE LA MISSION :		2.00	1.00	0.03
L.TOURISM PROGRAM ACTIVITIES :		0.00	0.00	0.00
***** TOTAUX *****		100.00	100.00	2.00

NOMBRE/VISITES/GENS D'AFFAIRS (PUBLIC SECTOR)	DU CANADA :	10
	DE TERRIT :	8
NOMBRE/VISITES/GENS D'AFFAIRS (PRIVATE SECTOR)	DU CANADA :	63
	DE TERRIT :	49
NOMBRE/DEMANDES/PDME/OBSERVATIONS :		2
NOMBRE/POSTES REMPLIS PAR LES AGENTS		
-CANADIENS :		1
-ENGAGES SUR PLACE:		1

19/05/95

Affaires Étrangères et du Commerce International

TSRPT02F

SUIVI COMMERCIAL

RAPPORT/CHARGE DE TRAVAIL DES AGENTS
TRIMESTRE 3 DE L'EXERCISE 1994

MISSION : YAOUNDÉ

	NOMBRE	%TEMPS-OFFIC. CDIENS	ENG/SP	TEMPS-TOTAL PERS-TRIM
A. DEMANDES/SERV/EXPORT/COMM				
DU CANADA :	184	0.00	26.00	0.26
DES TERRITOIRES :	94	0.00	12.00	0.12
B. VISITES A DES CLIENTS DS TERRITOIRE :	14	0.00	8.00	0.08
C. POLITIQUE COMMERCIALE/EXPORTATIONS				
FOIRES :	0	0.00	0.00	0.00
PROJETS ET ACTIVITES				
MISSIONS :	2	0.00	8.00	0.08
CONF SEMINAIRES :	0	0.00	0.00	0.00
AUTRES :	0	0.00	0.00	0.00
D. RAPPORTS SUR LE COMMERCIAUX/				
L'ECON/LES FINANANCES				
DEM PAR L'AC :	5	0.00	10.00	0.10
INIT DE LA MISS :	4	0.00	6.00	0.06
E. ACTIVITES EN MATIERE DE COMMUNICATIONS :	0	0.00	0.00	0.00
F. INVESTISSEMENT				
DU CANADA :	0	0.00	0.00	0.00
DEMANDES DE RENSEIGNEMENTS				
DES TERRITOIRE :	0	0.00	0.00	0.00
G. PROG. D'APPORT TECHNOLOGIQUES				
CANADA :	0	0.00	0.00	0.00
DEMANDES SERVICE				
CONTACTS ETABLIS :	0	0.00	0.00	0.00
H. PARTIC. A DES ACTIV. A L'EXTER. DE LA MISS :		0.00	5.00	0.05
I. DEMANDES DE SERVICES PROVENANT				
D'AUTRES SOURCES				
ONG :	0	0.00	2.00	0.02
GOUV'T HOTE :	0	0.00	3.00	0.03
AUTRES MIN. :	0	0.00	0.00	0.00
PROV./MUN. :	0	0.00	0.00	0.00
J. ADMINISTRATION: GESTION DU PROGR. & ADMIN. :		0.00	5.00	0.05
CONGES, DEVELOPPEMENT PROF :		0.00	0.00	0.00
K. SERVICES A D'AUTRE PROGRAMMES DE LA MISSION :		0.00	15.00	0.15
L. TOURISM PROGRAM ACTIVITIES :		0.00	0.00	0.00
***** TOTAUX *****		0.00	100.00	1.00

NOMBRE/VISITES/GENS D'AFFAIRS (PUBLIC SECTOR)	DU CANADA :	8
	DE TERRIT :	26
NOMBRE/VISITES/GENS D'AFFAIRS (PRIVATE SECTOR)	DU CANADA :	10
	DE TERRIT :	61

NOMBRE/DEMANDES/PDME/OBSERVATIONS	:	2
-----------------------------------	---	---

NOMBRE/POSTES REMPLIS PAR LES AGENTS	- CANADIENS :	0
	- ENGAGES SUR PLACE :	1

3/01/93

Affaires Étrangères et du Commerce International

SCRIPTURE

LETRE COMMERCIAL

RAPPORT/CHARGE DE TRAVAIL DES AGENTS
TRIMESTRIEL DE L'IDENTITE 1993

REGION ASIE PACIFIQUE **ASIE ET PACIFIQUE**

		TEMPS OFFICIEL	TEMPS TOTAL
A. DEMANDES DE SERVICE/PROCES/OTHER	DU CANADA	11,77	19,84
	DES TERRITOIRES	1,53	2,95
B. VISITES A DES CHIEFS		2,75	4,83
C. POLITIQUE COMMERCIALE			
	BEIJING		OSAKA
	HONG KONG		TOKYO
	SHANGHAI		
D. RAPPORTS SUR LE TRAVAIL			
	CTOT/TAIPEI		BOMBAY
	* HANOI		DHAKA
	SEOUL		ISLAMABAD
			NEW DELHI
E. PROG. D'ASPECT TECHNIQUE			
	PSE		PSP
	BANGKOK		AUCKLAND
	JAKARTA		CANBERRA
	KUALA LUMPUR		SYDNEY
	MANILA		
	SINGAPORE		
F. ADMINISTRATION			
G. SERVICES A D'AUTRES PROGRAMMES DE LA MISSION			
H. TOURISM PROGRAM ACTIVITIES			
***** TOTAUX *****		39,86	73,00

* Le rapport trimestriel de ces missions n'était pas disponible.

NOMBRE/POSTES REMPLIS PAR LES AGENTS CANADIENS : 69
ENGAGES SUR PLACE : 74

19/05/95

Affaires Étrangères et du Commerce International

TSRPT02F

SUIVI COMMERCIAL

RAPPORT/CHARGE DE TRAVAIL DES AGENTS
TRIMESTRE 3 DE L'EXERCISE 1994

REGION : ASIE PACIFIQUE

	NOMBRE	%TEMPS-OFFIC. CDIENS	ENG/SP	TEMPS-TOTAL PERS-TRIM
A. DEMANDES/SERV/EXPORT/COMM				
DU CANADA	: 11172	15.94	20.82	24.82
DES TERRITOIRES	: 15920	9.50	17.95	18.90
B. VISITES A DES CLIENTS DS TERRITOIRE	: 2769	9.86	11.06	14.01
C. POLITIQUE COMMERCIALE/EXPORTATIONS				
PROJETS ET ACTIVITES				
FOIRES	: 98	5.20	5.10	6.85
MISSIONS	: 172	12.30	8.32	13.42
CONF SEMINAIRES	: 122	4.23	4.27	5.66
AUTRES	: 90	3.30	2.56	3.85
D. RAPPORTS SUR LE COMMERCIAUX/ L'ECON/LES FINANANCES				
DEM PAR L'AC	: 140	1.52	2.22	2.55
INIT DE LA MISS	: 337	4.57	4.10	5.74
E. ACTIVITES EN MATIERE DE COMMUNICATIONS	: 192	1.55	0.98	1.65
F. INVESTISSEMENT				
DEMANDES DE RENSEIGNEMENTS				
DU CANADA	: 183	1.16	1.72	1.97
DES TERRITOIRE	: 281	1.23	2.24	2.39
G. PROG. D'APPORT TECHNOLOGIQUES				
DEMANDES SERVICE				
CANADA	: 63	0.20	1.20	1.01
CONTACTS ETABLIS	: 25	0.10	0.01	0.07
H. PARTIC. A DES ACTIV. A L'EXTER. DE LA MISS	: 192	1.49	0.63	1.35
I. DEMANDES DE SERVICES PROVENANT D'AUTRES SOURCES				
ONG	: 218	0.66	0.63	0.86
GOUV'T HOTE	: 411	2.03	1.63	2.41
AUTRES MIN.	: 477	2.40	2.06	2.95
PROV./MUN.	: 475	3.49	1.52	3.19
J. ADMINISTRATION: GESTION DU PROGR. & ADMIN.	: 10.83	10.83	2.56	8.29
CONGES, DEVELOPPEMENT PROF	: 3.76	3.76	2.16	3.82
K. SERVICES A D'AUTRE PROGRAMMES DE LA MISSION	: 2.79	2.79	0.59	2.09
L. TOURISM PROGRAM ACTIVITIES	: 1.77	1.77	5.54	5.15
***** TOTAUX *****		99.88	99.87	133.00

NOMBRE/VISITES/GENS D'AFFAIRS (PUBLIC SECTOR) DU CANADA : 959
DE TERRIT : 713
NOMBRE/VISITES/GENS D'AFFAIRS (PRIVATE SECTOR) DU CANADA : 3100
DE TERRIT : 10251

NOMBRE/DEMANDES/PDME/OBSERVATIONS : 77

NOMBRE/POSTES REMPLIS PAR LES AGENTS - CANADIENS : 59
- ENGAGES SUR PLACE : 74

19/05/95

Affaires Étrangères et du Commerce International

TSRPT02F

SUIVI COMMERCIAL

RAPPORT/CHARGE DE TRAVAIL DES AGENTS
TRIMESTRE 3 DE L'EXERCISE 1994

MISSION : BEIJING

	NOMBRE	%TEMPS-OFFIC. CDIENS	ENG/SP	TEMPS-TOTAL PERS-TRIM
A.DEMANDES/SERV/EXPORT/COMM				
DU CANADA :	768	17.83	0.00	1.07
DES TERRITOIRES :	458	7.66	0.00	0.46
B.VISITES A DES CLIENTS DS TERRITOIRE :	86	7.00	0.00	0.42
C.POLITIQUE COMMERCIALE/EXPORTATIONS				
FOIRES :	8	2.16	0.00	0.13
PROJETS ET ACTIVITES				
MISSIONS :	19	26.50	0.00	1.59
CONF SEMINAIRES :	7	1.83	0.00	0.11
AUTRES :	4	3.33	0.00	0.20
D.RAPPORTS SUR LE COMMERCIAUX/ L'ECON/LES FINANANCES				
DEM PAR L'AC :	17	1.66	0.00	0.10
INIT DE LA MISS :	9	1.33	0.00	0.08
E.ACTIVITES EN MATIERE DE COMMUNICATIONS :	12	1.50	0.00	0.09
F.INVESTISSEMENT				
DEMANDES DE RENSEIGNEMENTS				
DU CANADA :	15	0.33	0.00	0.02
DES TERRITOIRE :	22	1.00	0.00	0.06
G.PROG. D'APPORT TECHNOLOGIQUES				
DEMANDES SERVICE				
CANADA :	2	0.16	0.00	0.01
CONTACTS ETABLIS :	0	0.00	0.00	0.00
H.PARTIC. A DES ACTIV. A L'EXTER. DE LA MISS :		5.83	0.00	0.35
I.DEMANDES DE SERVICES PROVENANT D'AUTRES SOURCES				
ONG :	16	0.50	0.00	0.03
GOUV'T HOTE :	47	1.00	0.00	0.06
AUTRES MIN. :	70	4.83	0.00	0.29
PROV./MUN. :	91	8.16	0.00	0.49
J.ADMINISTRATION: GESTION DU PROGR. & ADMIN. :		3.00	0.00	0.18
CONGES, DEVELOPPEMENT PROF :		4.00	0.00	0.24
K.SERVICES A D'AUTRE PROGRAMMES DE LA MISSION :		0.33	0.00	0.02
L.TOURISM PROGRAM ACTIVITIES :		0.00	0.00	0.00
***** TOTAUX *****		99.94	0.00	6.00

NOMBRE/VISITES/GENS D'AFFAIRS (PUBLIC SECTOR)	DU CANADA :	54
	DE TERRIT :	0
NOMBRE/VISITES/GENS D'AFFAIRS (PRIVATE SECTOR)	DU CANADA :	307
	DE TERRIT :	258

NOMBRE/DEMANDES/PDME/OBSERVATIONS	:	13
-----------------------------------	---	----

NOMBRE/POSTES REMPLIS PAR LES AGENTS	- CANADIENS :	6
	- ENGAGES SUR PLACE :	0

19/05/95

Affaires Étrangères et du Commerce International

TSRPT02F

SUIVI COMMERCIAL

RAPPORT/CHARGE DE TRAVAIL DES AGENTS
TRIMESTRE 3 DE L'EXERCISE 1994

MISSION : HONG KONG

	NOMBRE	%TEMPS-OFFIC. CDIENS	ENG/SP	TEMPS-TOTAL PERS-TRIM
A.DEMANDES/SERV/EXPORT/COMM				
DU CANADA :	536	18.66	17.50	1.61
DES TERRITOIRES :	109	8.00	17.83	1.31
B.VISITES A DES CLIENTS DS TERRITOIRE :	99	9.66	18.33	1.39
C.POLITIQUE COMMERCIALE/EXPORTATIONS				
FOIRES :	1	0.00	3.00	0.18
PROJETS ET ACTIVITES				
MISSIONS :	24	8.33	12.66	1.01
CONF SEMINAIRES :	1	0.00	5.83	0.35
AUTRES :	0	0.00	0.50	0.03
D.RAPPORTS SUR LE COMMERCIAUX/				
DEM PAR L'AC :	0	0.00	0.00	0.00
L'ECON/LES FINANANCES				
INIT DE LA MISS :	4	3.66	0.00	0.11
E.ACTIVITES EN MATIERE DE COMMUNICATIONS :	0	0.00	0.00	0.00
F.INVESTISSEMENT				
DU CANADA :	22	0.00	3.50	0.21
DEMANDES DE RENSEIGNEMENTS				
DES TERRITOIRE :	58	0.00	4.33	0.26
G.PROG. D'APPORT TECHNOLOGIQUES				
CANADA :	0	0.00	0.00	0.00
DEMANDES SERVICE				
CONTACTS ETABLIS :	0	0.00	0.00	0.00
H.PARTIC. A DES ACTIV. A L'EXTER. DE LA MISS :		0.00	7.66	0.46
I.DEMANDES DE SERVICES PROVENANT				
D'AUTRES SOURCES				
ONG :	49	0.00	2.00	0.12
GOUV'T HOTE :	21	1.00	1.00	0.09
AUTRES MIN. :	23	1.33	2.50	0.19
PROV./MUN. :	41	3.00	2.33	0.23
J.ADMINISTRATION: GESTION DU PROGR. & ADMIN. :		28.33	0.33	0.87
CONGES, DEVELOPPEMENT PROF :		11.33	0.33	0.36
K.SERVICES A D'AUTRE PROGRAMMES DE LA MISSION :		6.66	0.16	0.21
L.TOURISM PROGRAM ACTIVITIES :		0.00	0.16	0.01
***** TOTAUX *****		99.96	99.95	9.00

NOMBRE/VISITES/GENS D'AFFAIRES (PUBLIC SECTOR) DU CANADA : 176
 DE TERRIT : 142
 NOMBRE/VISITES/GENS D'AFFAIRES (PRIVATE SECTOR) DU CANADA : 298
 DE TERRIT : 220

NOMBRE/DEMANDES/PDME/OBSERVATIONS : 8

NOMBRE/POSTES REMPLIS PAR LES AGENTS - CANADIENS : 3
 - ENGAGES SUR PLACE : 6

19/05/95

Affaires Étrangères et du Commerce International

TSRPT02F

SUIVI COMMERCIAL

RAPPORT/CHARGE DE TRAVAIL DES AGENTS
TRIMESTRE 3 DE L'EXERCISE 1994

MISSION : SHANGHAI

	NOMBRE	%TEMPS-OFFIC. CDIENS	ENG/SP	TEMPS-TOTAL PERS-TRIM
A.DEMANDES/SERV/EXPORT/COMM				
DU CANADA :	310	12.50	22.50	0.70
DES TERRITOIRES :	145	5.00	15.00	0.40
B.VISITES A DES CLIENTS DS TERRITOIRE :	65	15.00	12.50	0.55
C.POLITIQUE COMMERCIALE/EXPORTATIONS				
FOIRES :	1	2.50	5.00	0.15
PROJETS ET ACTIVITES				
MISSIONS :	5	35.00	30.00	1.30
CONF SEMINAIRES :	1	0.00	2.50	0.05
AUTRES :	0	0.00	0.00	0.00
D.RAPPORTS SUR LE COMMERCIAUX/				
DEM PAR L'AC :	0	0.00	0.00	0.00
L'ECON/LES FINANANCES				
INIT DE LA MISS :	0	0.00	0.00	0.00
E.ACTIVITES EN MATIERE DE COMMUNICATIONS :	0	0.00	0.00	0.00
F.INVESTISSEMENT				
DU CANADA :	3	2.50	2.50	0.10
DEMANDES DE RENSEIGNEMENTS				
DES TERRITOIRE :	6	0.00	2.50	0.05
G.PROG. D'APPORT TECHNOLOGIQUES				
CANADA :	0	0.00	0.00	0.00
DEMANDES SERVICE				
CONTACTS ETABLIS :	0	0.00	0.00	0.00
H.PARTIC. A DES ACTIV. A L'EXTER. DE LA MISS :		0.00	0.00	0.00
I.DEMANDES DE SERVICES PROVENANT				
D'AUTRES SOURCES				
ONG :	0	0.00	0.00	0.00
GOUV'T HOTE :	0	0.00	0.00	0.00
AUTRES MIN. :	0	0.00	0.00	0.00
PROV./MUN. :	0	0.00	0.00	0.00
J.ADMINISTRATION: GESTION DU PROGR. & ADMIN. :		20.00	7.50	0.55
CONGES, DEVELOPPEMENT PROF :		0.00	0.00	0.00
K.SERVICES A D'AUTRE PROGRAMMES DE LA MISSION :		7.50	0.00	0.15
L.TOURISM PROGRAM ACTIVITIES :		0.00	0.00	0.00
***** TOTAUX *****		100.00	100.00	4.00

NOMBRE/VISITES/GENS D'AFFAIRS (PUBLIC SECTOR) DU CANADA : 78
 DE TERRIT : 42
 NOMBRE/VISITES/GENS D'AFFAIRS (PRIVATE SECTOR) DU CANADA : 163
 DE TERRIT : 29

NOMBRE/DEMANDES/PDME/OBSERVATIONS : 9

NOMBRE/POSTES REMPLIS PAR LES AGENTS - CANADIENS : 2
 - ENGAGES SUR PLACE : 2

25/01/95

Affaires étrangères et du Commerce International

TSRPT02F

SUIVI COMMERCIAL

RAPPORT/CHARGE DE TRAVAIL DES AGENTS
TRIMESTRE 3 DE L'EXERCISE 1994

SOUS-REGION: JAPON

	NOMBRE	%TEMPS-OFFIC. CDIENS		TEMPS-TOTAL PERS-TRIM
		ENG/SP		
A.DEMANDES/SERV/EXPORT/COMM				
DU CANADA :	1782	12.89	14.93	5.92
DES TERRITOIRES :	6979	9.01	14.57	5.17
B.VISITES A DES CLIENTS DS TERRITOIRE :	1019	13.12	11.76	5.17
C.POLITIQUE COMMERCIALE/EXPORTATIONS				
PROJETS ET ACTIVITES				
FOIRES :	35	6.83	6.88	2.88
MISSIONS :	27	9.18	6.16	3.10
CONF SEMINAIRES :	40	7.42	6.72	2.94
AUTRES :	10	3.65	3.36	1.46
D.RAPPORTS SUR LE COMMERCIAUX/				
L'ECON/LES FINANANCES				
DEM PAR L'AC :	5	0.58	2.40	0.70
INIT DE LA MISS :	73	5.88	6.52	2.63
E.ACTIVITES EN MATIERE DE COMMUNICATIONS :	46	0.94	0.24	0.22
F.INVESTISSEMENT				
DEMANDES DE RENSEIGNEMENTS				
DU CANADA :	11	1.18	0.48	0.32
DES TERRITOIRE :	52	1.88	2.28	0.89
G.PROG. D'APPORT TECHNOLOGIQUES				
DEMANDES SERVICE				
CANADA :	35	0.29	2.80	0.75
CONTACTS ETABLIS :	20	0.29	0.00	0.05
H.PARTIC. A DES ACTIV. A L'EXTER. DE LA MISS :		0.00	0.00	0.00
I.DEMANDES DE SERVICES PROVENANT				
D'AUTRES SOURCES				
ONG :	11	0.58	0.12	0.12
GOUV'T HOTE :	145	2.76	2.48	1.09
AUTRES MIN. :	167	2.12	1.71	0.79
PROV./MUN. :	138	4.41	1.71	1.18
J.ADMINISTRATION: GESTION DU PROGR. & ADMIN. :		6.23	0.00	1.06
CONGES, DEVELOPPEMENT PROF :		4.18	2.00	1.21
K.SERVICES A D'AUTRE PROGRAMMES DE LA MISSION :		0.71	0.92	0.35
L.TOURISM PROGRAM ACTIVITIES :		5.88	12.00	4.00
***** TOTAUX *****		100.01	100.00	42.00

NOMBRE/VISITES/GENS D'AFFAIRS (PUBLIC SECTOR) DU CANADA : 280
DE TERRIT : 234
NOMBRE/VISITES/GENS D'AFFAIRS (PRIVATE SECTOR) DU CANADA : 750
DE TERRIT : 8376

NOMBRE/DEMANDES/PDME/OBSERVATIONS : 6

NOMBRE/POSTES REMPLIS PAR LES AGENTS - CANADIENS : 17
- ENGAGES SUR PLACE: 25

19/05/95

Affaires Étrangères et du Commerce International

TSRPT02F

SUIVI COMMERCIAL

RAPPORT/CHARGE DE TRAVAIL DES AGENTS
TRIMESTRE 3 DE L'EXERCISE 1994

MISSION : OSAKA

	NOMBRE	%TEMPS-OFFIC.		TEMPS-TOTAL PERS-TRIM
		CDIENS	ENG/SP	
A.DEMANDES/SERV/EXPORT/COMM				
DU CANADA :	58	10.00	10.00	0.60
DES TERRITOIRES :	227	7.50	13.75	0.70
B.VISITES A DES CLIENTS DS TERRITOIRE :	131	15.00	16.25	0.95
C.POLITIQUE COMMERCIALE/EXPORTATIONS				
FOIRES :	8	17.50	17.50	1.05
PROJETS ET ACTIVITES				
MISSIONS :	6	15.00	17.50	1.00
CONF SEMINAIRES :	3	15.00	15.00	0.90
AUTRES :	5	2.50	1.25	0.10
D.RAPPORTS SUR LE COMMERCIAUX/				
L'ECON/LES FINANANCES				
DEM PAR L'AC :	0	0.00	0.00	0.00
INIT DE LA MISS :	0	0.00	0.00	0.00
E.ACTIVITES EN MATIERE DE COMMUNICATIONS :	0	0.00	0.00	0.00
F.INVESTISSEMENT				
DEMANDES DE RENSEIGNEMENTS				
DU CANADA :	1	2.50	2.50	0.15
DES TERRITOIRE :	6	5.00	5.00	0.30
G.PROG. D'APPORT TECHNOLOGIQUES				
DEMANDES SERVICE				
CANADA :	0	0.00	0.00	0.00
CONTACTS ETABLIS :	0	0.00	0.00	0.00
H.PARTIC. A DES ACTIV. A L'EXTER. DE LA MISS :		0.00	0.00	0.00
I.DEMANDES DE SERVICES PROVENANT				
D'AUTRES SOURCES				
ONG :	0	0.00	0.00	0.00
GOUV'T HOTE :	0	0.00	0.00	0.00
AUTRES MIN. :	0	0.00	0.00	0.00
PROV./MUN. :	23	10.00	1.25	0.25
J.ADMINISTRATION: GESTION DU PROGR. & ADMIN. :		0.00	0.00	0.00
CONGES, DEVELOPPEMENT PROF :		0.00	0.00	0.00
K.SERVICES A D'AUTRE PROGRAMMES DE LA MISSION :		0.00	0.00	0.00
L.TOURISM PROGRAM ACTIVITIES :		0.00	0.00	0.00
***** TOTAUX *****		100.00	100.00	6.00

NOMBRE/VISITES/GENS D'AFFAIRS (PUBLIC SECTOR) DU CANADA : 97
 DE TERRIT : 124
 NOMBRE/VISITES/GENS D'AFFAIRS (PRIVATE SECTOR) DU CANADA : 136
 DE TERRIT : 450

NOMBRE/DEMANDES/PDME/OBSERVATIONS : 0

NOMBRE/POSTES REMPLIS PAR LES AGENTS - CANADIENS : 2
 - ENGAGES SUR PLACE : 4

TSRPT02F

SUIVI COMMERCIAL

RAPPORT/CHARGE DE TRAVAIL DES AGENTS
TRIMESTRE 3 DE L'EXERCISE 1994

SOUS-REGION: CORE ET ASIE DE L'EST

	NOMBRE	%TEMPS-OFFIC.		TEMPS-TOTAL PERS-TRIM
		CDIENS	ENG/SP	
A.DEMANDES/SERV/EXPORT/COMM				
DU CANADA :	1152	15.71	27.01	2.99
DES TERRITOIRES :	726	7.00	18.86	1.81
B.VISITES A DES CLIENTS DS TERRITOIRE	155	5.57	5.86	0.80
C.POLITIQUE COMMERCIALE/EXPORTATIONS				
FOIRES :	10	6.43	4.29	0.75
PROJETS ET ACTIVITES				
MISSIONS :	28	10.86	8.00	1.32
CONF SEMINAIRES :	14	6.14	4.14	0.72
AUTRES :	11	2.14	2.14	0.03
D.RAPPORTS SUR LE COMMERCIAUX/ L'ECON/LES FINANANCES				
DEM PAR L'AC :	6	0.14	1.85	0.14
INIT DE LA MISS :	31	6.71	5.43	0.85
E.ACTIVITES EN MATIERE DE COMMUNICATIONS	27	0.14	1.57	0.12
F.INVESTISSEMENT				
DEMANDES DE RENSEIGNEMENTS				
DU CANADA :	24	2.29	2.57	0.34
DES TERRITOIRE :	28	2.71	3.14	0.41
G.PROG. D'APPORT TECHNOLOGIQUES				
DEMANDES SERVICE				
CANADA :	5	0.00	1.86	0.13
CONTACTS ETABLIS :	0	0.00	0.00	0.00
H.PARTIC. A DES ACTIV. A L'EXTER. DE LA MISS		1.43	0.00	0.01
I.DEMANDES DE SERVICES PROVENANT D'AUTRES SOURCES				
ONG :	43	0.43	1.71	0.15
GOUV'T HOTE :	42	3.43	3.00	0.45
AUTRES MIN. :	39	2.29	1.71	0.28
PROV./MUN. :	34	0.71	1.86	0.18
J.ADMINISTRATION: GESTION DU PROGR. & ADMIN.		23.14	1.57	1.73
CONGES, DEVELOPPEMENT PROF :		2.00	3.14	0.36
K.SERVICES A D'AUTRE PROGRAMMES DE LA MISSION		0.71	0.28	0.07
L.TOURISM PROGRAM ACTIVITIES		0.00	0.00	0.00
***** TOTAUX *****		99.98	99.99	14.00

NOMBRE/VISITES/GENS D'AFFAIRS (PUBLIC SECTOR)	DU CANADA :	48
	DE TERRIT :	104
NOMBRE/VISITES/GENS D'AFFAIRS (PRIVATE SECTOR)	DU CANADA :	138
	DE TERRIT :	204

NOMBRE/DEMANDES/PDME/OBSERVATIONS	:	4
-----------------------------------	---	---

NOMBRE/POSTES REMPLIS PAR LES AGENTS	- CANADIENS :	7
	- ENGAGES SUR PLACE :	7

19/05/95

Affaires Étrangères et du Commerce International

TSRPT02F

SUIVI COMMERCIAL

RAPPORT/CHARGE DE TRAVAIL DES AGENTS
TRIMESTRE 3 DE L'EXERCISE 1994

MISSION : CTOT/TAIPEI

	NOMBRE	%TEMPS-OFFIC. CDIENS	ENG/SP	TEMPS-TOTAL PERS-TRIM
A.DEMANDES/SERV/EXPORT/COMM				
DU CANADA :	470	22.50	21.33	1.09
DES TERRITOIRES :	301	10.00	13.33	0.60
B.VISITES A DES CLIENTS DS TERRITOIRE :	112	12.50	10.66	0.57
C.POLITIQUE COMMERCIALE/EXPORTATIONS				
FOIRES :	4	15.00	4.00	0.42
PROJETS ET ACTIVITES				
MISSIONS :	4	7.50	10.00	0.45
CONF SEMINAIRES :	5	10.00	6.33	0.39
AUTRES :	0	0.00	0.66	0.02
D.RAPPORTS SUR LE COMMERCIAUX/ L'ECON/LES FINANANCES				
DEM PAR L'AC :	1	0.00	0.66	0.02
INIT DE LA MISS :	8	5.00	3.33	0.20
E.ACTIVITES EN MATIERE DE COMMUNICATIONS :	12	0.00	1.66	0.05
F.INVESTISSEMENT				
DU CANADA :	14	5.00	5.33	0.26
DEMANDES DE RENSEIGNEMENTS				
DES TERRITOIRE :	6	7.50	6.00	0.33
G.PROG. D'APPORT TECHNOLOGIQUES				
DEMANDES SERVICE				
CANADA :	0	0.00	3.33	0.10
CONTACTS ETABLIS :	0	0.00	0.00	0.00
H.PARTIC. A DES ACTIV. A L'EXTER. DE LA MISS :		0.00	0.00	0.00
I.DEMANDES DE SERVICES PROVENANT				
D'AUTRES SOURCES				
ONG :	37	1.50	3.33	0.13
GOUV'T HOTE :	12	1.50	5.66	0.20
AUTRES MIN. :	0	0.00	0.00	0.00
PROV./MUN. :	4	2.00	0.33	0.05
J.ADMINISTRATION: GESTION DU PROGR. & ADMIN. :		0.00	1.00	0.03
CONGES, DEVELOPPEMENT PROF :		0.00	2.33	0.07
K.SERVICES A D'AUTRE PROGRAMMES DE LA MISSION :		0.00	0.66	0.02
L.TOURISM PROGRAM ACTIVITIES :		0.00	0.00	0.00
***** TOTAUX *****		100.00	99.93	5.00

NOMBRE/VISITES/GENS D'AFFAIRS (PUBLIC SECTOR)	DU CANADA :	18
	DE TERRIT :	8
NOMBRE/VISITES/GENS D'AFFAIRS (PRIVATE SECTOR)	DU CANADA :	75
	DE TERRIT :	87

NOMBRE/DEMANDES/PDME/OBSERVATIONS	:	3
-----------------------------------	---	---

NOMBRE/POSTES REMPLIS PAR LES AGENTS	- CANADIENS :	2
	- ENGAGES SUR PLACE :	3

TSRPT02F

SUIVI COMMERCIAL

RAPPORT/CHARGE DE TRAVAIL DES AGENTS
TRIMESTRE 3 DE L'EXERCISE 1994

MISSION : SEOUL

	NOMBRE	%TEMPS-OFFIC.		TEMPS-TOTAL PERS-TRIM
		CDIENS	ENG/SP	
A.DEMANDES/SERV/EXPORT/COMM				
DU CANADA :	682	13.00	31.25	1.90
DES TERRITOIRES :	425	5.80	23.00	1.21
B.VISITES A DES CLIENTS DS TERRITOIRE :	43	2.80	2.25	0.23
C.POLITIQUE COMMERCIALE/EXPORTATIONS				
FOIRES :	6	3.00	4.50	0.33
PROJETS ET ACTIVITES				
MISSIONS :	24	12.20	6.50	0.87
CONF SEMINAIRES :	9	4.60	2.50	0.33
AUTRES :	11	3.00	3.25	0.28
D.RAPPORTS SUR LE COMMERCIAUX/ L'ECON/LES FINANANCES				
DEM PAR L'AC :	5	0.20	2.75	0.12
INIT DE LA MISS :	23	7.40	7.00	0.65
E.ACTIVITES EN MATIERE DE COMMUNICATIONS :	15	0.20	1.50	0.07
F.INVESTISSEMENT				
DU CANADA :	10	1.20	0.50	0.08
DEMANDES DE RENSEIGNEMENTS				
DES TERRITOIRE :	22	0.80	1.00	0.08
G.PROG. D'APPORT TECHNOLOGIQUES				
CANADA :	5	0.00	0.75	0.03
DEMANDES SERVICE				
CONTACTS ETABLIS :	0	0.00	0.00	0.00
H.PARTIC. A DES ACTIV. A L'EXTER. DE LA MISS :		2.00	0.00	0.10
I.DEMANDES DE SERVICES PROVENANT				
D'AUTRES SOURCES				
ONG :	6	0.00	0.50	0.02
GOUV'T HOTE :	30	4.20	1.00	0.25
AUTRES MIN. :	39	3.20	3.00	0.28
PROV./MUN. :	30	0.20	3.00	0.13
J.ADMINISTRATION: GESTION DU PROGR. & ADMIN. :		32.40	2.00	1.70
CONGES, DEVELOPPEMENT PROF :		2.80	3.75	0.29
K.SERVICES A D'AUTRE PROGRAMMES DE LA MISSION :		1.00	0.00	0.05
L.TOURISM PROGRAM ACTIVITIES :		0.00	0.00	0.00
***** TOTAUX *****		100.00	100.00	9.00

NOMBRE/VISITES/GENS D'AFFAIRS (PUBLIC SECTOR)	DU CANADA :	30
	DE TERRIT :	96
NOMBRE/VISITES/GENS D'AFFAIRS (PRIVATE SECTOR)	DU CANADA :	63
	DE TERRIT :	117

NOMBRE/DEMANDES/PDME/OBSERVATIONS	:	1
-----------------------------------	---	---

NOMBRE/POSTES REMPLIS PAR LES AGENTS	- CANADIENS :	5
	- ENGAGES SUR PLACE :	4

TSRPT02F

SUIVI COMMERCIAL

RAPPORT/CHARGE DE TRAVAIL DES AGENTS
TRIMESTRE 3 DE L'EXERCISE 1994

SOUS-REGION: ASIE DU SUD

	NOMBRE	%TEMPS-OFFIC.		TEMPS-TOTAL
		CDIENS	ENG/SP	PERS-TRIM
A. DEMANDES/SERV/EXPORT/COMM				
DU CANADA :	885	11.83	19.50	2.66
DES TERRITOIRES :	2201	5.67	22.40	2.58
B. VISITES A DES CLIENTS DS TERRITOIRE :	322	8.67	8.80	1.40
C. POLITIQUE COMMERCIALE/EXPORTATIONS				
FOIRES :	11	8.17	7.40	1.23
PROJETS ET ACTIVITES				
MISSIONS :	20	20.84	17.40	2.99
CONF SEMINAIRES :	10	2.33	1.30	0.27
AUTRES :	1	1.67	0.00	0.10
D. RAPPORTS SUR LE COMMERCIAUX/				
L'ECON/LES FINANANCES				
DEM PAR L'AC :	4	0.00	1.70	0.17
INIT DE LA MISS :	13	2.67	2.60	0.42
E. ACTIVITES EN MATIERE DE COMMUNICATIONS :	15	4.00	0.30	0.27
F. INVESTISSEMENT				
DEMANDES DE RENSEIGNEMENTS				
DU CANADA :	16	1.67	2.00	0.30
DES TERRITOIRE :	74	0.83	3.90	0.44
G. PROG. D'APPORT TECHNOLOGIQUES				
DEMANDES SERVICE				
CANADA :	6	0.17	0.20	0.03
CONTACTS ETABLIS :	1	0.17	0.00	0.01
H. PARTIC. A DES ACTIV. A L'EXTER. DE LA MISS :		0.83	0.00	0.05
I. DEMANDES DE SERVICES PROVENANT				
D'AUTRES SOURCES				
ONG :	2	0.83	0.00	0.05
GOUV'T HOTE :	11	1.17	0.50	0.12
AUTRES MIN. :	7	2.00	1.70	0.29
PROV./MUN. :	9	2.50	0.00	0.15
J. ADMINISTRATION: GESTION DU PROGR. & ADMIN. :		8.33	6.50	1.15
CONGES, DEVELOPPEMENT PROF :		3.17	2.60	0.45
K. SERVICES A D'AUTRE PROGRAMMES DE LA MISSION :		12.50	0.70	0.82
L. TOURISM PROGRAM ACTIVITIES :		0.00	0.50	0.05
***** TOTAUX *****		100.02	100.00	16.00

NOMBRE/VISITES/GENS D'AFFAIRS (PUBLIC SECTOR)	DU CANADA :	61
	DE TERRIT :	29
NOMBRE/VISITES/GENS D'AFFAIRS (PRIVATE SECTOR)	DU CANADA :	271
	DE TERRIT :	613

NOMBRE/DEMANDES/PDME/OBSERVATIONS	:	13
-----------------------------------	---	----

NOMBRE/POSTES REMPLIS PAR LES AGENTS	- CANADIENS :	6
	- ENGAGES SUR PLACE :	10

19/05/95

Affaires Étrangères et du Commerce International

TSRPT02F

SUIVI COMMERCIAL

RAPPORT/CHARGE DE TRAVAIL DES AGENTS
TRIMESTRE 3 DE L'EXERCISE 1994

MISSION : BOMBAY

	NOMBRE	%TEMPS-OFFIC.		TEMPS-TOTAL
		CDIENS	ENG/SP	PERS-TRIM
A.DEMANDES/SERV/EXPORT/COMM				
DU CANADA :	402	9.00	14.00	0.37
DES TERRITOIRES :	641	5.00	12.50	0.30
B.VISITES A DES CLIENTS DS TERRITOIRE :	14	2.00	3.00	0.08
C.POLITIQUE COMMERCIALE/EXPORTATIONS				
FOIRES :	3	14.00	24.50	0.63
PROJETS ET ACTIVITES				
MISSIONS :	4	35.00	40.50	1.16
CONF SEMINAIRES :	0	0.00	0.00	0.00
AUTRES :	0	0.00	0.00	0.00
D.RAPPORTS SUR LE COMMERCIAUX/				
L'ECON/LES FINANANCES				
DEM PAR L'AC :	0	0.00	0.00	0.00
INIT DE LA MISS :	3	5.00	3.00	0.11
E.ACTIVITES EN MATIERE DE COMMUNICATIONS :	1	3.00	0.00	0.03
F.INVESTISSEMENT				
DEMANDES DE RENSEIGNEMENTS				
DU CANADA :	2	4.00	1.00	0.06
DES TERRITOIRE :	7	5.00	1.50	0.08
G.PROG. D'APPORT TECHNOLOGIQUES				
DEMANDES SERVICE				
CANADA :	0	0.00	0.00	0.00
CONTACTS ETABLIS :	0	0.00	0.00	0.00
H.PARTIC. A DES ACTIV. A L'EXTER. DE LA MISS :		0.00	0.00	0.00
I.DEMANDES DE SERVICES PROVENANT				
D'AUTRES SOURCES				
ONG :	0	0.00	0.00	0.00
GOUV'T HOTE :	0	0.00	0.00	0.00
AUTRES MIN. :	0	0.00	0.00	0.00
PROV./MUN. :	0	0.00	0.00	0.00
J.ADMINISTRATION: GESTION DU PROGR. & ADMIN. :		12.00	0.00	0.12
CONGES, DEVELOPPEMENT PROF :		6.00	0.00	0.06
K.SERVICES A D'AUTRE PROGRAMMES DE LA MISSION :		0.00	0.00	0.00
L.TOURISM PROGRAM ACTIVITIES :		0.00	0.00	0.00
***** TOTAUX *****		100.00	100.00	3.00

NOMBRE/VISITES/GENS D'AFFAIRS (PUBLIC SECTOR) DU CANADA : 9

DE TERRIT : 19

NOMBRE/VISITES/GENS D'AFFAIRS (PRIVATE SECTOR) DU CANADA : 131

DE TERRIT : 211

NOMBRE/DEMANDES/PDME/OBSERVATIONS : 6

NOMBRE/POSTES REMPLIS PAR LES AGENTS - CANADIENS : 1

- ENGAGES SUR PLACE : 2

19/05/95 Affaires Étrangères et du Commerce International

TSRPT02F

SUIVI COMMERCIAL

RAPPORT/CHARGE DE TRAVAIL DES AGENTS
TRIMESTRE 3 DE L'EXERCISE 1994

MISSION : DHAKA

	NOMBRE	%TEMPS-OFFIC.		TEMPS-TOTAL
		CDIENS	ENG/SP	PERS-TRIM
A. DEMANDES/SERV/EXPORT/COMM				
DU CANADA :	70	5.00	25.00	0.30
DES TERRITOIRES :	40	0.00	15.00	0.15
B. VISITES A DES CLIENTS DS TERRITOIRE :	12	0.00	5.00	0.05
C. POLITIQUE COMMERCIALE/EXPORTATIONS				
PROJETS ET ACTIVITES				
FOIRES :	0	0.00	0.00	0.00
MISSIONS :	3	15.00	15.00	0.30
CONF SEMINAIRES :	0	0.00	0.00	0.00
AUTRES :	0	0.00	0.00	0.00
D. RAPPORTS SUR LE COMMERCIAUX/				
L'ECON/LES FINANANCES				
DEM PAR L'AC :	2	0.00	10.00	0.10
INIT DE LA MISS :	4	2.00	10.00	0.12
E. ACTIVITES EN MATIERE DE COMMUNICATIONS :	10	0.00	3.00	0.03
F. INVESTISSEMENT				
DEMANDES DE RENSEIGNEMENTS				
DU CANADA :	0	0.00	0.00	0.00
DES TERRITOIRE :	0	0.00	0.00	0.00
G. PROG. D'APPORT TECHNOLOGIQUES				
DEMANDES SERVICE				
CANADA :	0	0.00	0.00	0.00
CONTACTS ETABLIS :	0	0.00	0.00	0.00
H. PARTIC. A DES ACTIV. A L'EXTER. DE LA MISS :		0.00	0.00	0.00
I. DEMANDES DE SERVICES PROVENANT				
D'AUTRES SOURCES				
ONG :	0	0.00	0.00	0.00
GOUV'T HOTE :	8	0.00	5.00	0.05
AUTRES MIN. :	0	0.00	0.00	0.00
PROV./MUN. :	0	0.00	0.00	0.00
J. ADMINISTRATION:				
GESTION DU PROGR. & ADMIN. :		8.00	5.00	0.13
CONGES, DEVELOPPEMENT PROF :		0.00	0.00	0.00
K. SERVICES A D'AUTRE PROGRAMMES DE LA MISSION :		70.00	7.00	0.77
L. TOURISM PROGRAM ACTIVITIES :		0.00	0.00	0.00
***** TOTAUX *****		100.00	100.00	2.00

NOMBRE/VISITES/GENS D'AFFAIRS (PUBLIC SECTOR)	DU CANADA :	2
	DE TERRIT :	4
NOMBRE/VISITES/GENS D'AFFAIRS (PRIVATE SECTOR)	DU CANADA :	9
	DE TERRIT :	50
NOMBRE/DEMANDES/PDME/OBSERVATIONS	:	1
NOMBRE/POSTES REMPLIS PAR LES AGENTS		
	- CANADIENS :	1
	- ENGAGES SUR PLACE :	1

TSRPT02F

SUIVI COMMERCIAL

RAPPORT/CHARGE DE TRAVAIL DES AGENTS
TRIMESTRE 3 DE L'EXERCISE 1994

MISSION : ISLAMABAD

	NOMBRE	%TEMPS-OFFIC. CDIENS	ENG/SP	TEMPS-TOTAL PERS-TRIM
	-----	-----	-----	-----
A.DEMANDES/SERV/EXPORT/COMM				
DU CANADA :	190	10.00	16.66	0.60
DES TERRITOIRES :	1200	5.00	21.66	0.70
B.VISITES A DES CLIENTS DS TERRITOIRE :	95	10.00	11.66	0.45
C.POLITIQUE COMMERCIALE/EXPORTATIONS				
FOIRES :	1	0.00	3.33	0.10
PROJETS ET ACTIVITES				
MISSIONS :	3	15.00	11.66	0.50
CONF SEMINAIRES :	1	5.00	0.00	0.05
AUTRES :	1	10.00	0.00	0.10
D.RAPPORTS SUR LE COMMERCIAUX/				
DEM PAR L'AC :	0	0.00	0.00	0.00
L'ECON/LES FINANANCES				
INIT DE LA MISS :	3	5.00	3.33	0.15
E.ACTIVITES EN MATIERE DE COMMUNICATIONS :	0	0.00	0.00	0.00
F.INVESTISSEMENT				
DU CANADA :	0	0.00	0.00	0.00
DEMANDES DE RENSEIGNEMENTS				
DES TERRITOIRE :	15	0.00	3.33	0.10
G.PROG. D'APPORT TECHNOLOGIQUES				
CANADA :	0	0.00	0.00	0.00
DEMANDES SERVICE				
CONTACTS ETABLIS :	0	0.00	0.00	0.00
H.PARTIC. A DES ACTIV. A L'EXTER. DE LA MISS :		0.00	0.00	0.00
I.DEMANDES DE SERVICES PROVENANT				
D'AUTRES SOURCES				
ONG :	0	0.00	0.00	0.00
GOUV'T HOTE :	0	0.00	0.00	0.00
AUTRES MIN. :	3	5.00	5.00	0.20
PROV./MUN. :	0	0.00	0.00	0.00
J.ADMINISTRATION: GESTION DU PROGR. & ADMIN. :		20.00	20.00	0.80
CONGES, DEVELOPPEMENT PROF :		10.00	1.66	0.15
K.SERVICES A D'AUTRE PROGRAMMES DE LA MISSION :		5.00	0.00	0.05
L.TOURISM PROGRAM ACTIVITIES :		0.00	1.66	0.05
		-----	-----	-----
***** TOTAUX *****		100.00	99.95	4.00

NOMBRE/VISITES/GENS D'AFFAIRS (PUBLIC SECTOR)	DU CANADA :	13
	DE TERRIT :	4
NOMBRE/VISITES/GENS D'AFFAIRS (PRIVATE SECTOR)	DU CANADA :	32
	DE TERRIT :	210

NOMBRE/DEMANDES/PDME/OBSERVATIONS	:	3
-----------------------------------	---	---

NOMBRE/POSTES REMPLIS PAR LES AGENTS	- CANADIENS :	1
	- ENGAGES SUR PLACE :	3

TSRPT02F

SUIVI COMMERCIAL

RAPPORT/CHARGE DE TRAVAIL DES AGENTS
TRIMESTRE 3 DE L'EXERCISE 1994

MISSION : NEW DELHI

	NOMBRE	%TEMPS-OFFIC. CDIENS	ENG/SP	TEMPS-TOTAL PERS-TRIM
A.DEMANDES/SERV/EXPORT/COMM				
DU CANADA :	223	15.66	23.00	1.39
DES TERRITOIRES :	320	8.00	29.75	1.43
B.VISITES A DES CLIENTS DS TERRITOIRE :	201	13.33	10.50	0.82
C.POLITIQUE COMMERCIALE/EXPORTATIONS				
FOIRES :	7	11.66	3.75	0.50
PROJETS ET ACTIVITES				
MISSIONS :	10	20.00	10.75	1.03
CONF SEMINAIRES :	9	3.00	3.25	0.22
AUTRES :	0	0.00	0.00	0.00
D.RAPPORTS SUR LE COMMERCIAUX/				
DEM PAR L'AC :	2	0.00	1.75	0.07
L'ECON/LES FINANANCES				
INIT DE LA MISS :	3	1.33	0.00	0.04
E.ACTIVITES EN MATIERE DE COMMUNICATIONS :	4	7.00	0.00	0.21
F.INVESTISSEMENT				
DU CANADA :	14	2.00	4.50	0.24
DEMANDES DE RENSEIGNEMENTS				
DES TERRITOIRE :	52	0.00	6.50	0.26
G.PROG. D'APPORT TECHNOLOGIQUES				
CANADA :	6	0.33	0.50	0.03
DEMANDES SERVICE				
CONTACTS ETABLIS :	1	0.33	0.00	0.01
H.PARTIC. A DES ACTIV. A L'EXTER. DE LA MISS :		1.66	0.00	0.05
I.DEMANDES DE SERVICES PROVENANT				
ONG :	2	1.66	0.00	0.05
D'AUTRES SOURCES				
GOUV'T HOTE :	3	2.33	0.00	0.07
AUTRES MIN. :	4	2.33	0.50	0.09
PROV./MUN. :	9	5.00	0.00	0.15
J.ADMINISTRATION: GESTION DU PROGR. & ADMIN. :		3.33	0.00	0.10
CONGES, DEVELOPPEMENT PROF :		1.00	5.25	0.24
K.SERVICES A D'AUTRE PROGRAMMES DE LA MISSION :		0.00	0.00	0.00
L.TOURISM PROGRAM ACTIVITIES :		0.00	0.00	0.00
***** TOTAUX *****		99.95	100.00	7.00

NOMBRE/VISITES/GENS D'AFFAIRS (PUBLIC SECTOR)	DU CANADA :	37
	DE TERRIT :	2
NOMBRE/VISITES/GENS D'AFFAIRS (PRIVATE SECTOR)	DU CANADA :	99
	DE TERRIT :	142

NOMBRE/DEMANDES/PDME/OBSERVATIONS	:	3
-----------------------------------	---	---

NOMBRE/POSTES REMPLIS PAR LES AGENTS	- CANADIENS :	3
	- ENGAGES SUR PLACE :	4

25/01/95

Affaires étrangères et du Commerce International

TSRPT02F

SUIVI COMMERCIAL

RAPPORT/CHARGE DE TRAVAIL DES AGENTS
TRIMESTRE 3 DE L'EXERCISE 1994

SOUS-REGION: ASIE DU SUD-EST

	NOMBRE	%TEMPS-OFFIC. CDIENS	ENG/SP	TEMPS-TOTAL PERS-TRIM
A.DEMANDES/SERV/EXPORT/COMM				
DU CANADA :	4704	21.65	29.74	7.49
DES TERRITOIRES :	4362	15.15	22.61	5.51
B.VISITES A DES CLIENTS DS TERRITOIRE :	842	10.43	13.74	3.52
C.POLITIQUE COMMERCIALE/EXPORTATIONS				
FOIRES :	25	5.50	2.66	1.17
PROJETS ET ACTIVITES				
MISSIONS :	34	7.93	3.80	1.68
CONF SEMINAIRES :	33	3.21	2.47	0.82
AUTRES :	15	4.50	2.53	1.01
D.RAPPORTS SUR LE COMMERCIAUX/				
L'ECON/LES FINANANCES				
DEM PAR L'AC :	58	3.42	4.27	1.12
INIT DE LA MISS :	64	3.21	3.60	0.99
E.ACTIVITES EN MATIERE DE COMMUNICATIONS :	54	2.86	1.20	0.58
F.INVESTISSEMENT				
DU CANADA :	85	1.14	2.47	0.53
DEMANDES DE RENSEIGNEMENTS				
DES TERRITOIRE :	30	0.64	1.07	0.25
G.PROG. D'APPORT TECHNOLOGIQUES				
DEMANDES SERVICE				
CANADA :	12	0.21	0.27	0.07
CONTACTS ETABLIS :	4	0.00	0.07	0.01
H.PARTIC. A DES ACTIV. A L'EXTER. DE LA MISS :		2.71	0.07	0.39
I.DEMANDES DE SERVICES PROVENANT				
D'AUTRES SOURCES				
ONG :	81	1.14	0.93	0.03
GOUV'T HOTE :	124	2.21	1.46	0.53
AUTRES MIN. :	133	2.86	1.40	0.61
PROV./MUN. :	148	3.50	2.46	0.86
J.ADMINISTRATION: GESTION DU PROGR. & ADMIN. :		3.57	1.00	0.65
CONGES, DEVELOPPEMENT PROF :		2.50	1.33	0.55
K.SERVICES A D'AUTRE PROGRAMMES DE LA MISSION :		1.36	0.60	0.28
L.TOURISM PROGRAM ACTIVITIES :		0.29	0.27	0.08
***** TOTAUX *****		99.99	100.02	29.00

NOMBRE/VISITES/GENS D'AFFAIRS (PUBLIC SECTOR) DU CANADA : 240
 DE TERRIT : 116
 NOMBRE/VISITES/GENS D'AFFAIRS (PRIVATE SECTOR) DU CANADA : 1080
 DE TERRIT : 417

NOMBRE/DEMANDES/PDME/OBSERVATIONS : 19

NOMBRE/POSTES REMPLIS PAR LES AGENTS - CANADIENS : 14
 - ENGAGES SUR PLACE : 15

19/05/95

Affaires Étrangères et du Commerce International

TSRPT02F

SUIVI COMMERCIAL

RAPPORT/CHARGE DE TRAVAIL DES AGENTS
TRIMESTRE 3 DE L'EXERCISE 1994

MISSION : BANGKOK

	NOMBRE	%TEMPS-OFFIC. CDIENS	ENG/SP	TEMPS-TOTAL PERS-TRIM
A.DEMANDES/SERV/EXPORT/COMM	645	25.66	40.33	1.98
DU CANADA	305	15.00	22.00	1.11
DES TERRITOIRES				
B.VISITES A DES CLIENTS DS TERRITOIRE	91	10.66	8.66	0.58
C.POLITIQUE COMMERCIALE/EXPORTATIONS	4	3.00	1.66	0.14
FOIRES	8	9.33	3.00	0.37
PROJETS ET ACTIVITES	7	2.00	6.66	0.26
CONF SEMINAIRES	1	0.00	0.66	0.02
AUTRES				
D.RAPPORTS SUR LE COMMERCIAUX/	3	0.66	4.00	0.14
DEM PAR L'AC	8	1.00	1.66	0.08
L'ECON/LES FINANANCES				
INIT DE LA MISS				
E.ACTIVITES EN MATIERE DE COMMUNICATIONS	7	1.00	1.00	0.06
F.INVESTISSEMENT	0	0.00	0.00	0.00
DU CANADA	0	0.00	0.00	0.00
DEMANDES DE RENSEIGNEMENTS				
DES TERRITOIRE				
G.PROG. D'APPORT TECHNOLOGIQUES	0	0.00	0.00	0.00
CANADA	0	0.00	0.00	0.00
DEMANDES SERVICE				
CONTACTS ETABLIS				
H.PARTIC. A DES ACTIV. A L'EXTER. DE LA MISS		7.66	0.00	0.23
I.DEMANDES DE SERVICES PROVENANT	18	0.66	1.33	0.06
ONG	25	2.33	2.33	0.14
D'AUTRES SOURCES	45	4.33	1.66	0.18
GOUV'T HOTE	11	3.33	1.66	0.15
AUTRES MIN.				
PROV./MUN.				
J.ADMINISTRATION: GESTION DU PROGR. & ADMIN.		6.66	3.33	0.30
CONGES, DEVELOPPEMENT PROF		4.66	0.00	0.14
K.SERVICES A D'AUTRE PROGRAMMES DE LA MISSION		2.00	0.00	0.06
L.TOURISM PROGRAM ACTIVITIES		0.00	0.00	0.00
***** TOTAUX *****		99.94	99.94	6.00

NOMBRE/VISITES/GENS D'AFFAIRES (PUBLIC SECTOR)	DU CANADA	16
	DE TERRIT	10
NOMBRE/VISITES/GENS D'AFFAIRES (PRIVATE SECTOR)	DU CANADA	154
	DE TERRIT	12

NOMBRE/DEMANDES/PDME/OBSERVATIONS	:	1
-----------------------------------	---	---

NOMBRE/POSTES REMPLIS PAR LES AGENTS	- CANADIENS	3
	- ENGAGES SUR PLACE:	3

TSRPT02F

SUIVI COMMERCIAL

RAPPORT/CHARGE DE TRAVAIL DES AGENTS
TRIMESTRE 3 DE L'EXERCISE 1994

MISSION : JAKARTA

	NOMBRE	%TEMPS-OFFIC.		TEMPS-TOTAL PERS-TRIM
		CDIENS	ENG/SP	
A.DEMANDES/SERV/EXPORT/COMM				
DU CANADA :	1380	14.00	30.75	1.65
DES TERRITOIRES :	1364	6.33	19.25	0.96
B.VISITES A DES CLIENTS DS TERRITOIRE :	261	6.33	26.75	1.26
C.POLITIQUE COMMERCIALE/EXPORTATIONS				
PROJETS ET ACTIVITES				
FOIRES :	7	12.00	1.75	0.43
MISSIONS :	5	2.66	3.75	0.23
CONF SEMINAIRES :	8	8.66	0.25	0.27
AUTRES :	5	16.66	7.25	0.79
D.RAPPORTS SUR LE COMMERCIAUX/ L'ECON/LES FINANANCES				
DEM PAR L'AC :	20	3.66	0.50	0.13
INIT DE LA MISS :	38	6.33	0.00	0.19
E.ACTIVITES EN MATIERE DE COMMUNICATIONS :	11	3.00	0.00	0.09
F.INVESTISSEMENT				
DEMANDES DE RENSEIGNEMENTS				
DU CANADA :	19	0.66	3.50	0.16
DES TERRITOIRE :	8	0.33	0.50	0.03
G.PROG. D'APPORT TECHNOLOGIQUES				
DEMANDES SERVICE				
CANADA :	0	0.00	0.00	0.00
CONTACTS ETABLIS :	0	0.00	0.00	0.00
H.PARTIC. A DES ACTIV. A L'EXTER. DE LA MISS :		0.66	0.00	0.02
I.DEMANDES DE SERVICES PROVENANT D'AUTRES SOURCES				
ONG :	5	1.00	0.25	0.04
GOUV'T HOTE :	18	3.33	0.00	0.10
AUTRES MIN. :	23	3.33	0.50	0.12
PROV./MUN. :	31	3.00	2.75	0.20
J.ADMINISTRATION: GESTION DU PROGR. & ADMIN. :		3.33	0.00	0.10
CONGES, DEVELOPPEMENT PROF :		2.66	1.50	0.14
K.SERVICES A D'AUTRE PROGRAMMES DE LA MISSION :		2.00	0.75	0.09
L.TOURISM PROGRAM ACTIVITIES :		0.00	0.00	0.00
***** TOTAUX *****		99.93	100.00	7.00

NOMBRE/VISITES/GENS D'AFFAIRS (PUBLIC SECTOR)	DU CANADA :	148
	DE TERRIT :	81
NOMBRE/VISITES/GENS D'AFFAIRS (PRIVATE SECTOR)	DU CANADA :	571
	DE TERRIT :	60

NOMBRE/DEMANDES/PDME/OBSERVATIONS	:	7
-----------------------------------	---	---

NOMBRE/POSTES REMPLIS PAR LES AGENTS	- CANADIENS :	3
	- ENGAGES SUR PLACE :	4

19/05/95

Affaires Étrangères et du Commerce International

TSRPT02F

SUIVI COMMERCIAL

RAPPORT/CHARGE DE TRAVAIL DES AGENTS
TRIMESTRE 3 DE L'EXERCISE 1994

MISSION : KUALA LUMPUR

		NOMBRE	%TEMPS-OFFIC. CDIENS	ENG/SP	TEMPS-TOTAL PERS-TRIM
A.DEMANDES/SERV/EXPORT/COMM	DU CANADA :	1054	23.00	35.00	1.39
	DES TERRITOIRES :	1241	18.00	44.00	1.42
B.VISITES A DES CLIENTS DS TERRITOIRE	:	197	13.33	6.50	0.53
C.POLITIQUE COMMERCIALE/EXPORTATIONS	FOIRES :	8	4.00	3.00	0.18
PROJETS ET ACTIVITES	MISSIONS :	9	17.66	4.50	0.62
	CONF SEMINAIRES :	5	1.33	0.00	0.04
	AUTRES :	4	1.66	0.00	0.05
D.RAPPORTS SUR LE COMMERCIAUX/	DEM PAR L'AC :	10	1.66	0.00	0.05
L'ECON/LES FINANANCES	INIT DE LA MISS :	9	2.33	2.00	0.11
E.ACTIVITES EN MATIERE DE COMMUNICATIONS	:	9	2.66	0.00	0.08
F.INVESTISSEMENT	DU CANADA :	16	1.33	0.00	0.04
DEMANDES DE RENSEIGNEMENTS	DES TERRITOIRE :	7	0.33	0.00	0.01
G.PROG. D'APPORT TECHNOLOGIQUES	CANADA :	4	0.00	0.50	0.01
DEMANDES SERVICE	CONTACTS ETABLIS :	4	0.00	0.50	0.01
H.PARTIC. A DES ACTIV. A L'EXTER. DE LA MISS	:		0.33	0.50	0.02
I.DEMANDES DE SERVICES PROVENANT	ONG :	17	1.00	0.00	0.03
D'AUTRES SOURCES	GOUV'T HOTE :	30	2.33	1.00	0.09
	AUTRES MIN. :	23	3.00	1.00	0.11
	PROV./MUN. :	42	6.00	1.50	0.21
J.ADMINISTRATION: GESTION DU PROGR. & ADMIN.	:		0.00	0.00	0.00
	CONGES, DEVELOPPEMENT PROF :		0.00	0.00	0.00
K.SERVICES A D'AUTRE PROGRAMMES DE LA MISSION	:		0.00	0.00	0.00
L.TOURISM PROGRAM ACTIVITIES	:		0.00	0.00	0.00
***** TOTAUX *****			99.95	100.00	5.00

NOMBRE/VISITES/GENS D'AFFAIRS (PUBLIC SECTOR) DU CANADA : 36
DE TERRIT : 11
NOMBRE/VISITES/GENS D'AFFAIRS (PRIVATE SECTOR) DU CANADA : 153
DE TERRIT : 76

NOMBRE/DEMANDES/PDME/OBSERVATIONS : 6

NOMBRE/POSTES REMPLIS PAR LES AGENTS - CANADIENS : 3
- ENGAGES SUR PLACE : 2

19/05/95

Affaires Étrangères et du Commerce International

TSRPT02F

SUIVI COMMERCIAL

RAPPORT/CHARGE DE TRAVAIL DES AGENTS
TRIMESTRE 3 DE L'EXERCISE 1994

MISSION : MANILLE

	NOMBRE	%TEMPS-OFFIC.		TEMPS-TOTAL PERS-TRIM
		CDIENS	ENG/SP	
A. DEMANDES/SERV/EXPORT/COMM				
DU CANADA :	750	20.00	17.33	0.92
DES TERRITOIRES :	245	12.00	7.66	0.47
B. VISITES A DES CLIENTS DS TERRITOIRE :	70	5.00	5.00	0.25
C. POLITIQUE COMMERCIALE/EXPORTATIONS				
FOIRES :	2	2.50	6.66	0.25
PROJETS ET ACTIVITES				
MISSIONS :	10	5.00	7.00	0.31
CONF SEMINAIRES :	12	3.00	5.00	0.21
AUTRES :	3	2.50	1.33	0.09
D. RAPPORTS SUR LE COMMERCIAUX/ L'ECON/LES FINANANCES				
DEM PAR L'AC :	19	12.50	13.33	0.65
INIT DE LA MISS :	5	5.50	11.66	0.46
E. ACTIVITES EN MATIERE DE COMMUNICATIONS :	27	10.00	5.00	0.35
F. INVESTISSEMENT				
DEMANDES DE RENSEIGNEMENTS				
DU CANADA :	29	2.50	4.33	0.18
DES TERRITOIRE :	2	1.00	1.33	0.06
G. PROG. D'APPORT TECHNOLOGIQUES				
DEMANDES SERVICE				
CANADA :	8	1.50	1.00	0.06
CONTACTS ETABLIS :	0	0.00	0.00	0.00
H. PARTIC. A DES ACTIV. A L'EXTER. DE LA MISS :		1.50	0.00	0.03
I. DEMANDES DE SERVICES PROVENANT D'AUTRES SOURCES				
ONG :	3	1.00	0.66	0.04
GOUV'T HOTE :	44	2.00	2.66	0.12
AUTRES MIN. :	10	1.50	2.00	0.09
PROV./MUN. :	15	2.00	2.66	0.12
J. ADMINISTRATION: GESTION DU PROGR. & ADMIN.		5.00	1.66	0.15
CONGES, DEVELOPPEMENT PROF :		2.50	1.33	0.09
K. SERVICES A D'AUTRE PROGRAMMES DE LA MISSION :		1.00	2.00	0.08
L. TOURISM PROGRAM ACTIVITIES :		0.50	0.33	0.02
***** TOTAUX *****		100.00	99.93	5.00

NOMBRE/VISITES/GENS D'AFFAIRS (PUBLIC SECTOR)	DU CANADA :	18
	DE TERRIT :	1
NOMBRE/VISITES/GENS D'AFFAIRS (PRIVATE SECTOR)	DU CANADA :	99
	DE TERRIT :	26

NOMBRE/DEMANDES/PDME/OBSERVATIONS	:	1
-----------------------------------	---	---

NOMBRE/POSTES REMPLIS PAR LES AGENTS	- CANADIENS :	2
	- ENGAGES SUR PLACE :	3

25/01/95

Affaires étrangères et du Commerce International

TSRPT02F

SUIVI COMMERCIAL

RAPPORT/CHARGE DE TRAVAIL DES AGENTS
TRIMESTRE 3 DE L'EXERCISE 1994

SOUS-REGION: PACIFIQUE SUD

	NOMBRE	%TEMPS-OFFIC. CDIENS	ENG/SP	TEMPS-TOTAL PERS-TRIM
A.DEMANDES/SERV/EXPORT/COMM				
DU CANADA :	1035	12.50	20.89	2.38
DES TERRITOIRES :	940	8.25	14.78	1.66
B.VISITES A DES CLIENTS DS TERRITOIRE :	181	5.25	6.11	0.76
C.POLITIQUE COMMERCIALE/EXPORTATIONS				
FOIRES :	7	0.50	3.78	0.36
PROJETS ET ACTIVITES				
MISSIONS :	15	1.00	4.33	0.43
CONF SEMINAIRES :	16	2.75	3.22	0.40
AUTRES :	49	6.25	5.56	0.75
D.RAPPORTS SUR LE COMMERCIAUX/ L'ECON/LES FINANANCES				
DEM PAR L'AC :	50	5.25	1.22	0.32
INIT DE LA MISS :	143	10.75	2.56	0.66
E.ACTIVITES EN MATIERE DE COMMUNICATIONS :	38	0.50	3.89	0.37
F.INVESTISSEMENT				
DU CANADA :	7	0.00	1.67	0.15
DEMANDES DE RENSEIGNEMENTS				
DES TERRITOIRE :	11	0.50	0.11	0.03
G.PROG. D'APPORT TECHNOLOGIQUES				
CANADA :	3	0.50	0.00	0.02
DEMANDES SERVICE				
CONTACTS ETABLIS :	0	0.00	0.00	0.00
H.PARTIC. A DES ACTIV. A L'EXTER. DE LA MISS :		0.00	0.00	0.00
I.DEMANDES DE SERVICES PROVENANT				
D'AUTRES SOURCES				
ONG :	16	0.50	0.78	0.09
GOUV'T HOTE :	21	0.50	0.56	0.07
AUTRES MIN. :	38	1.25	5.00	0.50
PROV./MUN. :	14	1.00	0.67	0.10
J.ADMINISTRATION:·				
GESTION DU PROGR. & ADMIN. :		32.00	9.11	2.10
CONGES, DEVELOPPEMENT PROF :		6.25	4.44	0.65
K.SERVICES A D'AUTRE PROGRAMMES DE LA MISSION :		4.25	0.22	0.19
L.TOURISM PROGRAM ACTIVITIES :		0.25	11.11	1.01
***** TOTAUX *****		100.00	100.01	13.00

NOMBRE/VISITES/GENS D'AFFAIRS (PUBLIC SECTOR)	DU CANADA :	22
	DE TERRIT :	46
NOMBRE/VISITES/GENS D'AFFAIRS (PRIVATE SECTOR)	DU CANADA :	93
	DE TERRIT :	134

NOMBRE/DEMANDES/PDME/OBSERVATIONS	:	5
-----------------------------------	---	---

NOMBRE/POSTES REMPLIS PAR LES AGENTS	- CANADIENS :	4
	- ENGAGES SUR PLACE :	9

19/05/95

Affaires Étrangères et du Commerce International

TSRPT02F

SUIVI COMMERCIAL

RAPPORT/CHARGE DE TRAVAIL DES AGENTS
TRIMESTRE 3 DE L'EXERCISE 1994

MISSION : AUCKLAND

	NOMBRE	%TEMPS-OFFIC. CDIENS	ENG/SP	TEMPS-TOTAL PERS-TRIM
A. DEMANDES/SERV/EXPORT/COMM				
DU CANADA :	370	10.00	17.50	0.45
DES TERRITOIRES :	360	8.00	19.00	0.46
B. VISITES A DES CLIENTS DS TERRITOIRE :	85	8.00	10.00	0.28
C. POLITIQUE COMMERCIALE/EXPORTATIONS				
FOIRES :	1	2.00	9.00	0.20
PROJETS ET ACTIVITES				
MISSIONS :	1	1.00	16.00	0.33
CONF SEMINAIRES :	0	0.00	0.00	0.00
AUTRES :	14	15.00	9.00	0.33
D. RAPPORTS SUR LE COMMERCIAUX/				
DEM PAR L'AC :	3	4.00	0.50	0.05
L'ECON/LES FINANANCES				
INIT DE LA MISS :	35	5.00	7.50	0.20
E. ACTIVITES EN MATIERE DE COMMUNICATIONS :	0	0.00	0.00	0.00
F. INVESTISSEMENT				
DU CANADA :	0	0.00	0.00	0.00
DEMANDES DE RENSEIGNEMENTS				
DES TERRITOIRE :	2	1.00	0.50	0.02
G. PROG. D'APPORT TECHNOLOGIQUES				
CANADA :	0	0.00	0.00	0.00
DEMANDES SERVICE				
CONTACTS ETABLIS :	0	0.00	0.00	0.00
H. PARTIC. A DES ACTIV. A L'EXTER. DE LA MISS :		0.00	0.00	0.00
I. DEMANDES DE SERVICES PROVENANT				
D'AUTRES SOURCES				
ONG :	6	1.00	3.00	0.07
GOUV'T HOTE :	0	0.00	0.00	0.00
AUTRES MIN. :	5	2.00	1.50	0.05
PROV./MUN. :	4	2.00	1.50	0.05
J. ADMINISTRATION:				
GESTION DU PROGR. & ADMIN. :		23.00	2.50	0.28
CONGES, DEVELOPPEMENT PROF :		10.00	2.50	0.15
K. SERVICES A D'AUTRE PROGRAMMES DE LA MISSION :		7.00	0.00	0.07
L. TOURISM PROGRAM ACTIVITIES :		1.00	0.00	0.01
***** TOTAUX *****		100.00	100.00	3.00

NOMBRE/VISITES/GENS D'AFFAIRS (PUBLIC SECTOR) DU CANADA : 5
DE TERRIT : 0

NOMBRE/VISITES/GENS D'AFFAIRS (PRIVATE SECTOR) DU CANADA : 40
DE TERRIT : 45

NOMBRE/DEMANDES/PDME/OBSERVATIONS : 1

NOMBRE/POSTES REMPLIS PAR LES AGENTS - CANADIENS : 1
- ENGAGES SUR PLACE : 2

19/05/95

Affaires Étrangères et du Commerce International

TSRPT02F

SUIVI COMMERCIAL

RAPPORT/CHARGE DE TRAVAIL DES AGENTS
TRIMESTRE 3 DE L'EXERCISE 1994

MISSION : CANBERRA

	NOMBRE	%TEMPS-OFFIC.		TEMPS-TOTAL PERS-TRIM
		CDIENS	ENG/SP	
A.DEMANDES/SERV/EXPORT/COMM				
DU CANADA :	382	15.00	31.00	0.92
DES TERRITOIRES :	322	7.50	13.50	0.42
B.VISITES A DES CLIENTS DS TERRITOIRE :	39	1.50	3.50	0.10
C.POLITIQUE COMMERCIALE/EXPORTATIONS				
FOIRES :	2	0.00	1.50	0.03
PROJETS ET ACTIVITES				
MISSIONS :	12	1.50	1.00	0.05
CONF SEMINAIRES :	13	5.50	3.50	0.18
AUTRES :	28	5.00	2.00	0.14
D.RAPPORTS SUR LE COMMERCIAUX/				
L'ECON/LES FINANANCES				
DEM PAR L'AC :	47	8.50	5.00	0.27
INIT DE LA MISS :	101	19.00	1.00	0.40
E.ACTIVITES EN MATIERE DE COMMUNICATIONS :	33	1.00	4.00	0.10
F.INVESTISSEMENT				
DEMANDES DE RENSEIGNEMENTS				
DU CANADA :	1	0.00	0.00	0.00
DES TERRITOIRE :	3	0.50	0.00	0.01
G.PROG. D'APPORT TECHNOLOGIQUES				
DEMANDES SERVICE				
CANADA :	3	1.00	0.00	0.02
CONTACTS ETABLIS :	0	0.00	0.00	0.00
H.PARTIC. A DES ACTIV. A L'EXTER. DE LA MISS :		0.00	0.00	0.00
I.DEMANDES DE SERVICES PROVENANT				
D'AUTRES SOURCES				
ONG :	8	0.50	0.00	0.01
GOUV'T HOTE :	18	1.00	1.50	0.05
AUTRES MIN. :	22	1.50	1.50	0.06
PROV./MUN. :	6	1.00	0.00	0.02
J.ADMINISTRATION: GESTION DU PROGR. & ADMIN. :		22.50	13.50	0.72
CONGES, DEVELOPPEMENT PROF :		7.50	16.50	0.48
K.SERVICES A D'AUTRE PROGRAMMES DE LA MISSION :		0.00	1.00	0.02
L.TOURISM PROGRAM ACTIVITIES :		0.00	0.00	0.00
***** TOTAUX *****		100.00	100.00	4.00

NOMBRE/VISITES/GENS D'AFFAIRS (PUBLIC SECTOR)	DU CANADA :	6
	DE TERRIT :	43
NOMBRE/VISITES/GENS D'AFFAIRS (PRIVATE SECTOR)	DU CANADA :	12
	DE TERRIT :	41

NOMBRE/DEMANDES/PDME/OBSERVATIONS	:	1
-----------------------------------	---	---

NOMBRE/POSTES REMPLIS PAR LES AGENTS	- CANADIENS :	2
	- ENGAGES SUR PLACE :	2

19/05/95

Affaires Étrangères et du Commerce International

TSRPT02F

SUIVI COMMERCIAL

RAPPORT/CHARGE DE TRAVAIL DES AGENTS
TRIMESTRE 3 DE L'EXERCISE 1994

MISSION : SYDNEY

	NOMBRE	%TEMPS-OFFIC. CDIENS	ENG/SP	TEMPS-TOTAL PERS-TRIM
A.DEMANDES/SERV/EXPORT/COMM				
DU CANADA :	283	10.00	18.20	1.01
DES TERRITOIRES :	258	10.00	13.60	0.78
B.VISITES A DES CLIENTS DS TERRITOIRE :	57	10.00	5.60	0.38
C.POLITIQUE COMMERCIALE/EXPORTATIONS				
FOIRES :	4	0.00	2.60	0.13
PROJETS ET ACTIVITES				
MISSIONS :	2	0.00	1.00	0.05
CONF SEMINAIRES :	3	0.00	4.40	0.22
AUTRES :	7	0.00	5.60	0.28
D.RAPPORTS SUR LE COMMERCIAUX/				
DEM PAR L'AC :	0	0.00	0.00	0.00
L'ECON/LES FINANANCES				
INIT DE LA MISS :	7	0.00	1.20	0.06
E.ACTIVITES EN MATIERE DE COMMUNICATIONS :	5	0.00	5.40	0.27
F.INVESTISSEMENT				
DU CANADA :	6	0.00	3.00	0.15
DEMANDES DE RENSEIGNEMENTS				
DES TERRITOIRE :	6	0.00	0.00	0.00
G.PROG. D'APPORT TECHNOLOGIQUES				
CANADA :	0	0.00	0.00	0.00
DEMANDES SERVICE				
CONTACTS ETABLIS :	0	0.00	0.00	0.00
H.PARTIC. A DES ACTIV. A L'EXTER. DE LA MISS :		0.00	0.00	0.00
I.DEMANDES DE SERVICES PROVENANT				
ONG :	2	0.00	0.20	0.01
D'AUTRES SOURCES				
GOUV'T HOTE :	3	0.00	0.40	0.02
AUTRES MIN. :	11	0.00	7.80	0.39
PROV./MUN. :	4	0.00	0.60	0.03
J.ADMINISTRATION: GESTION DU PROGR. & ADMIN. :		60.00	10.00	1.10
CONGES, DEVELOPPEMENT PROF :		0.00	0.40	0.02
K.SERVICES A D'AUTRE PROGRAMMES DE LA MISSION :		10.00	0.00	0.10
L.TOURISM PROGRAM ACTIVITIES :		0.00	20.00	1.00
***** TOTAUX *****		100.00	100.00	6.00

NOMBRE/VISITES/GENS D'AFFAIRS (PUBLIC SECTOR)	DU CANADA :	11
	DE TERRIT :	3
NOMBRE/VISITES/GENS D'AFFAIRS (PRIVATE SECTOR)	DU CANADA :	41
	DE TERRIT :	48

NOMBRE/DEMANDES/PDME/OBSERVATIONS	:	3
-----------------------------------	---	---

NOMBRE/POSTES REMPLIS PAR LES AGENTS	- CANADIENS :	1
	- ENGAGES SUR PLACE :	5



19/05/95

Affaires Étrangères et du Commerce International

1987012

SECTEUR COMMERCIAL

REPORT/CHARGE DE TRAVAIL DES AGENTS

TRIMESTRE

EUROPE ET MULTILATERALE

REGION EUROPE

STIMES CIVILS TRIMESTRE TOTAL

NUMERE CLIENTS RWT/ST * PERS TRIM

	<u>RBT</u>	<u>RWT</u>
A. DEMANDES/SERV/REPORT/COM	7-19	17-47
B. VISITES A DES CLIENTS	1825	12-54
C. POLITIQUES COMMERCIALES/EX PROJETS ET ACTIVITES	125	6-85
D. RAPPORTS SUR LE COMMERCE L'ECON/LAS FINANANCES	311	4-82
E. ACTIVITES EN MATIERE DE COMMERCIALISATION	317	5-64
F. INVESTISSEMENT DEMANDES DE FINANCEMENTS	314	2-43
G. SECT. D'APPORT TECHNOLOGIQUES BUSINESS SERVICE	339	1-87
H. PARTIC. A DES MISES A L'EXAMEN DE LA MISE	413	2-29
I. DEMANDES DE SERVICES RELEVANT D'AUTRES SOURCES	348	1-35
J. ADMINISTRATION: GESTION DE PROJETS * ADMIN. CONGRES, DEVELOPPEMENT PROF	376	6-72
K. SERVICES A D'AUTRE PROGRAMMES DE LA MISSION	359	7-45
L. TOURISM PROGRAM ACTIVITES	374	6-35
TOTAL	100,00	129,00

NUMERE/VISITES/CHRG D'AFFAIRES (PUBLIC SECTOR) DU CANADA 807

* Le rapport trimestriel de ces missions n'était pas disponible.

NUMERE/DEMANDES/PLNE/OBSERVATIONS 43

NUMERE/POSTES REMPLIS PAR LES AGENTS - CANADIENS 80

19/05/95

Affaires Étrangères et du Commerce International

TSRPT02F

SUIVI COMMERCIAL

RAPPORT/CHARGE DE TRAVAIL DES AGENTS
TRIMESTRE 3 DE L'EXERCISE 1994

REGION : EUROPE

	NOMBRE	%TEMPS-OFFIC.		TEMPS-TOTAL PERS-TRIM
		CDIENS	ENG/SP	
A.DEMANDES/SERV/EXPORT/COMM				
DU CANADA :	7246	12.82	20.78	22.83
DES TERRITOIRES :	9910	7.74	17.43	17.64
B.VISITES A DES CLIENTS DS TERRITOIRE :	1875	11.18	8.13	12.02
C.POLITIQUE COMMERCIALE/EXPORTATIONS				
FOIRES :	115	3.64	5.59	6.24
PROJETS ET ACTIVITES				
MISSIONS :	135	5.08	5.45	6.85
CONF SEMINAIRES :	141	3.90	2.53	3.95
AUTRES :	103	2.46	1.24	2.21
D.RAPPORTS SUR LE COMMERCIAUX/ L'ECON/LES FINANANCES				
DEM PAR L'AC :	211	5.44	2.65	4.82
INIT DE LA MISS :	312	5.56	3.62	5.64
E.ACTIVITES EN MATIERE DE COMMUNICATIONS :	2352	3.06	1.72	2.89
F.INVESTISSEMENT				
DU CANADA :	144	2.00	1.78	2.41
DEMANDES DE RENSEIGNEMENTS				
DES TERRITOIRE :	324	1.88	2.91	3.24
G.PROG. D'APPORT TECHNOLOGIQUES				
CANADA :	333	0.58	2.00	1.87
DEMANDES SERVICE				
CONTACTS ETABLIS :	177	0.32	1.40	1.27
H.PARTIC. A DES ACTIV. A L'EXTER. DE LA MISS :		2.18	1.49	2.27
I.DEMANDES DE SERVICES PROVENANT				
D'AUTRES SOURCES				
ONG :	348	1.00	1.07	1.35
GOUV'T HOTE :	169	1.44	1.06	1.56
AUTRES MIN. :	376	4.78	2.54	4.40
PROV./MUN. :	359	2.66	1.65	2.64
J.ADMINISTRATION: GESTION DU PROGR. & ADMIN. :		10.82	1.65	6.72
CONGES, DEVELOPPEMENT PROF :		6.30	5.45	7.46
K.SERVICES A D'AUTRE PROGRAMMES DE LA MISSION :		4.10	0.53	2.47
L.TOURISM PROGRAM ACTIVITIES :		1.06	7.24	6.25
***** TOTAUX *****		100.00	99.91	129.00

NOMBRE/VISITES/GENS D'AFFAIRS (PUBLIC SECTOR)	DU CANADA :	607
	DE TERRIT :	528
NOMBRE/VISITES/GENS D'AFFAIRS (PRIVATE SECTOR)	DU CANADA :	1479
	DE TERRIT :	2169

NOMBRE/DEMANDES/PDME/OBSERVATIONS	:	65
-----------------------------------	---	----

NOMBRE/POSTES REMPLIS PAR LES AGENTS	- CANADIENS :	50
	- ENGAGES SUR PLACE :	79

19/05/95

Affaires Étrangères et du Commerce International

TSRPT02F

SUIVI COMMERCIAL

RAPPORT/CHARGE DE TRAVAIL DES AGENTS
TRIMESTRE 3 DE L'EXERCISE 1994

MISSION : BUCHAREST

	NOMBRE	%TEMPS-OFFIC.		TEMPS-TOTAL
		CDIENS	ENG/SP	PERS-TRIM
A. DEMANDES/SERV/EXPORT/COMM				
DU CANADA :	324	14.00	20.00	0.54
DES TERRITOIRES :	209	5.00	10.00	0.25
B. VISITES A DES CLIENTS DS TERRITOIRE :	56	8.00	12.00	0.32
C. POLITIQUE COMMERCIALE/EXPORTATIONS				
FOIRES :	1	16.00	8.00	0.32
PROJETS ET ACTIVITES				
MISSIONS :	3	10.00	8.00	0.26
CONF SEMINAIRES :	0	0.00	0.00	0.00
AUTRES :	0	0.00	0.00	0.00
D. RAPPORTS SUR LE COMMERCIAUX/				
L'ECON/LES FINANANCES				
DEM PAR L'AC :	0	2.00	2.50	0.07
INIT DE LA MISS :	2	2.00	5.00	0.12
E. ACTIVITES EN MATIERE DE COMMUNICATIONS :	0	0.00	0.00	0.00
F. INVESTISSEMENT				
DEMANDES DE RENSEIGNEMENTS				
DU CANADA :	4	3.00	3.50	0.10
DES TERRITOIRE :	2	2.00	0.00	0.02
G. PROG. D'APPORT TECHNOLOGIQUES				
DEMANDES SERVICE				
CANADA :	0	0.00	0.00	0.00
CONTACTS ETABLIS :	0	0.00	0.00	0.00
H. PARTIC. A DES ACTIV. A L'EXTER. DE LA MISS :		0.00	5.00	0.10
I. DEMANDES DE SERVICES PROVENANT				
D'AUTRES SOURCES				
ONG :	2	4.00	0.00	0.04
GOUV'T HOTE :	12	5.00	7.00	0.19
AUTRES MIN. :	2	5.00	2.50	0.10
PROV./MUN. :	2	3.00	3.00	0.09
J. ADMINISTRATION: GESTION DU PROGR. & ADMIN. :		10.00	2.50	0.15
CONGES, DEVELOPPEMENT PROF :		6.00	11.00	0.28
K. SERVICES A D'AUTRE PROGRAMMES DE LA MISSION :		5.00	0.00	0.05
L. TOURISM PROGRAM ACTIVITIES :		0.00	0.00	0.00
***** TOTAUX *****		100.00	100.00	3.00

NOMBRE/VISITES/GENS D'AFFAIRS (PUBLIC SECTOR) DU CANADA : 3

DE TERRIT : 24

NOMBRE/VISITES/GENS D'AFFAIRS (PRIVATE SECTOR) DU CANADA : 52

DE TERRIT : 46

NOMBRE/DEMANDES/PDME/OBSERVATIONS : 2

NOMBRE/POSTES REMPLIS PAR LES AGENTS -CANADIENS : 1

-ENGAGES SUR PLACE: 2

19/05/95

Affaires Étrangères et du Commerce International

TSRPT02F

SUIVI COMMERCIAL

RAPPORT/CHARGE DE TRAVAIL DES AGENTS
TRIMESTRE 3 DE L'EXERCISE 1994

MISSION : BUDAPEST

	NOMBRE	%TEMPS-OFFIC. CDIENS	ENG/SP	TEMPS-TOTAL PERS-TRIM
A.DEMANDES/SERV/EXPORT/COMM				
DU CANADA :	323	11.00	25.66	0.99
DES TERRITOIRES :	384	9.50	20.00	0.79
B.VISITES A DES CLIENTS DS TERRITOIRE :	105	10.00	12.33	0.57
C.POLITIQUE COMMERCIALE/EXPORTATIONS				
PROJETS ET ACTIVITES				
FOIRES :	5	1.00	2.00	0.08
MISSIONS :	3	2.50	3.33	0.15
CONF SEMINAIRES :	7	3.00	2.33	0.13
AUTRES :	4	6.00	0.66	0.14
D.RAPPORTS SUR LE COMMERCIAUX/				
L'ECON/LES FINANANCES				
DEM PAR L'AC :	4	0.00	4.00	0.12
INIT DE LA MISS :	5	1.50	2.00	0.09
E.ACTIVITES EN MATIERE DE COMMUNICATIONS :	31	0.00	2.00	0.06
F.INVESTISSEMENT				
DEMANDES DE RENSEIGNEMENTS				
DU CANADA :	7	1.50	1.00	0.06
DES TERRITOIRE :	8	1.00	1.33	0.06
G.PROG. D'APPORT TECHNOLOGIQUES				
DEMANDES SERVICE				
CANADA :	4	1.50	0.00	0.03
CONTACTS ETABLIS :	0	0.00	0.00	0.00
H.PARTIC. A DES ACTIV. A L'EXTER. DE LA MISS :		0.00	1.66	0.05
I.DEMANDES DE SERVICES PROVENANT				
D'AUTRES SOURCES				
ONG :	17	2.00	1.00	0.07
GOUV'T HOTE :	7	1.00	0.66	0.04
AUTRES MIN. :	15	21.00	1.33	0.46
PROV./MUN. :	25	2.50	3.66	0.16
J.ADMINISTRATION: GESTION DU PROGR. & ADMIN. :		19.00	5.00	0.53
CONGES, DEVELOPPEMENT PROF :		6.00	5.66	0.29
K.SERVICES A D'AUTRE PROGRAMMES DE LA MISSION :		0.00	4.33	0.13
L.TOURISM PROGRAM ACTIVITIES :		0.00	0.00	0.00
***** TOTAUX *****		100.00	99.94	5.00

NOMBRE/VISITES/GENS D'AFFAIRS (PUBLIC SECTOR)	DU CANADA :	82
	DE TERRIT :	96
NOMBRE/VISITES/GENS D'AFFAIRS (PRIVATE SECTOR)	DU CANADA :	3
	DE TERRIT :	5

NOMBRE/DEMANDES/PDME/OBSERVATIONS	:	1
-----------------------------------	---	---

NOMBRE/POSTES REMPLIS PAR LES AGENTS	- CANADIENS :	2
	- ENGAGES SUR PLACE :	3

19/05/95

Affaires Étrangères et du Commerce International

TSRPT02F

SUIVI COMMERCIAL

RAPPORT/CHARGE DE TRAVAIL DES AGENTS
TRIMESTRE 3 DE L'EXERCISE 1994

MISSION : KIEV

	NOMBRE	%TEMPS-OFFIC.		TEMPS-TOTAL PERS-TRIM
		CDIENS	ENG/SP	
A. DEMANDES/SERV/EXPORT/COMM				
DU CANADA :	232	10.00	6.00	0.22
DES TERRITOIRES :	195	6.00	7.50	0.21
B. VISITES A DES CLIENTS DS TERRITOIRE :	47	7.00	9.00	0.25
C. POLITIQUE COMMERCIALE/EXPORTATIONS				
FOIRES :	4	5.00	5.00	0.15
PROJETS ET ACTIVITES				
MISSIONS :	2	6.00	6.50	0.19
CONF SEMINAIRES :	3	3.00	5.00	0.13
AUTRES :	3	2.00	3.50	0.09
D. RAPPORTS SUR LE COMMERCIAUX/ L'ECON/LES FINANANCES				
DEM PAR L'AC :	12	5.00	6.00	0.17
INIT DE LA MISS :	5	8.00	5.00	0.18
E. ACTIVITES EN MATIERE DE COMMUNICATIONS :	2100	11.00	10.00	0.31
F. INVESTISSEMENT				
DEMANDES DE RENSEIGNEMENTS				
DU CANADA :	17	5.00	6.00	0.17
DES TERRITOIRE :	15	3.00	5.00	0.13
G. PROG. D'APPORT TECHNOLOGIQUES				
DEMANDES SERVICE				
CANADA :	65	4.00	3.50	0.11
CONTACTS ETABLIS :	33	5.00	3.50	0.12
H. PARTIC. A DES ACTIV. A L'EXTER. DE LA MISS :		5.00	5.00	0.15
I. DEMANDES DE SERVICES PROVENANT D'AUTRES SOURCES				
ONG :	70	3.00	5.00	0.13
GOUV'T HOTE :	15	5.00	2.50	0.10
AUTRES MIN. :	6	2.00	2.50	0.07
PROV./MUN. :	3	2.00	1.00	0.04
J. ADMINISTRATION: GESTION DU PROGR. & ADMIN. :		0.00	0.00	0.00
CONGES, DEVELOPPEMENT PROF :		0.00	0.00	0.00
K. SERVICES A D'AUTRE PROGRAMMES DE LA MISSION :		3.00	2.50	0.08
L. TOURISM PROGRAM ACTIVITIES :		0.00	0.00	0.00
***** TOTAUX *****		100.00	100.00	3.00

NOMBRE/VISITES/GENS D'AFFAIRS (PUBLIC SECTOR) DU CANADA : 30
DE TERRIT : 138

NOMBRE/VISITES/GENS D'AFFAIRS (PRIVATE SECTOR) DU CANADA : 10
DE TERRIT : 8

NOMBRE/DEMANDES/PDME/OBSERVATIONS : 2

NOMBRE/POSTES REMPLIS PAR LES AGENTS - CANADIENS : 1
- ENGAGES SUR PLACE : 2

19/05/95

Affaires Étrangères et du Commerce International

TSRPT02F

SUIVI COMMERCIAL

RAPPORT/CHARGE DE TRAVAIL DES AGENTS
TRIMESTRE 3 DE L'EXERCISE 1994

MISSION : PRAGUE

	NOMBRE	%TEMPS- CDIENS	OFFIC. ENG/SP	TEMPS-TOTAL PERS-TRIM
A.DEMANDES/SERV/EXPORT/COMM				
DU CANADA :	567	16.50	17.50	0.68
DES TERRITOIRES :	947	12.50	26.50	0.78
B.VISITES A DES CLIENTS DS TERRITOIRE :	140	13.00	2.50	0.31
C.POLITIQUE COMMERCIALE/EXPORTATIONS				
FOIRES :	7	12.50	13.50	0.52
PROJETS ET ACTIVITES				
MISSIONS :	3	7.50	6.00	0.27
CONF SEMINAIRES :	2	1.00	0.00	0.02
AUTRES :	0	0.00	0.00	0.00
D.RAPPORTS SUR LE COMMERCIAUX/				
DEM PAR L'AC :	0	2.50	5.00	0.15
L'ECON/LES FINANANCES				
INIT DE LA MISS :	0	2.50	5.00	0.15
E.ACTIVITES EN MATIERE DE COMMUNICATIONS :	1	1.50	0.00	0.03
F.INVESTISSEMENT				
DU CANADA :	5	1.50	0.00	0.03
DEMANDES DE RENSEIGNEMENTS				
DES TERRITOIRE :	3	1.00	0.00	0.02
G.PROG. D'APPORT TECHNOLOGIQUES				
CANADA :	4	1.00	0.00	0.02
DEMANDES SERVICE				
CONTACTS ETABLIS :	3	1.00	0.00	0.02
H.PARTIC. A DES ACTIV. A L'EXTER. DE LA MISS :		0.00	4.00	0.08
I.DEMANDES DE SERVICES PROVENANT				
ONG :	15	3.00	1.50	0.09
D'AUTRES SOURCES				
GOUV'T HOTE :	10	2.50	5.00	0.15
AUTRES MIN. :	25	5.50	7.50	0.26
PROV./MUN. :	12	1.50	4.00	0.11
J.ADMINISTRATION: GESTION DU PROGR. & ADMIN. :		10.00	1.00	0.22
CONGES, DEVELOPPEMENT PROF :		1.00	1.00	0.04
K.SERVICES A D'AUTRE PROGRAMMES DE LA MISSION :		2.50	0.00	0.05
L.TOURISM PROGRAM ACTIVITIES :		0.00	0.00	0.00
***** TOTAUX *****		100.00	100.00	4.00

NOMBRE/VISITES/GENS D'AFFAIRS (PUBLIC SECTOR) DU CANADA : 16
DE TERRIT : 32
NOMBRE/VISITES/GENS D'AFFAIRS (PRIVATE SECTOR) DU CANADA : 80
DE TERRIT : 68

NOMBRE/DEMANDES/PDME/OBSERVATIONS : 4

NOMBRE/POSTES REMPLIS PAR LES AGENTS - CANADIENS : 2
- ENGAGES SUR PLACE : 2

19/05/95

Affaires Étrangères et du Commerce International

TSRPT02F

SUIVI COMMERCIAL

RAPPORT/CHARGE DE TRAVAIL DES AGENTS
TRIMESTRE 3 DE L'EXERCISE 1994

MISSION : VARSOVIE

	NOMBRE	%TEMPS-OFFIC.		TEMPS-TOTAL PERS-TRIM
		CDIENS	ENG/SP	
A.DEMANDES/SERV/EXPORT/COMM				
DU CANADA :	453	20.00	33.66	1.21
DES TERRITOIRES :	350	5.00	23.66	0.76
B.VISITES A DES CLIENTS DS TERRITOIRE :	76	19.00	10.33	0.50
C.POLITIQUE COMMERCIALE/EXPORTATIONS				
FOIRES :	2	7.00	5.00	0.22
PROJETS ET ACTIVITES				
MISSIONS :	6	20.00	13.33	0.60
CONF SEMINAIRES :	3	5.00	0.00	0.05
AUTRES :	0	0.00	0.00	0.00
D.RAPPORTS SUR LE COMMERCIAUX/				
L'ECON/LES FINANANCES				
DEM PAR L'AC :	6	5.00	0.00	0.05
INIT DE LA MISS :	6	4.00	0.00	0.04
E.ACTIVITES EN MATIERE DE COMMUNICATIONS :	6	3.00	0.00	0.03
F.INVESTISSEMENT				
DEMANDES DE RENSEIGNEMENTS				
DU CANADA :	4	0.00	1.66	0.05
DES TERRITOIRE :	6	0.00	2.33	0.07
G.PROG. D'APPORT TECHNOLOGIQUES				
DEMANDES SERVICE				
CANADA :	4	0.00	2.00	0.06
CONTACTS ETABLIS :	0	0.00	0.00	0.00
H.PARTIC. A DES ACTIV. A L'EXTER. DE LA MISS :		5.00	0.00	0.05
I.DEMANDES DE SERVICES PROVENANT				
D'AUTRES SOURCES				
ONG :	0	0.00	0.00	0.00
GOUV'T HOTE :	0	0.00	0.00	0.00
AUTRES MIN. :	6	3.00	0.00	0.03
PROV./MUN. :	0	0.00	0.00	0.00
J.ADMINISTRATION: GESTION DU PROGR. & ADMIN. :		2.00	1.33	0.06
CONGES, DEVELOPPEMENT PROF :		1.00	6.66	0.21
K.SERVICES A D'AUTRE PROGRAMMES DE LA MISSION :		1.00	0.00	0.01
L.TOURISM PROGRAM ACTIVITIES :		0.00	0.00	0.00
***** TOTAUX *****		100.00	99.96	4.00

NOMBRE/VISITES/GENS D'AFFAIRS (PUBLIC SECTOR)	DU CANADA :	22
	DE TERRIT :	0
NOMBRE/VISITES/GENS D'AFFAIRS (PRIVATE SECTOR)	DU CANADA :	169
	DE TERRIT :	148

NOMBRE/DEMANDES/PDME/OBSERVATIONS	:	4
-----------------------------------	---	---

NOMBRE/POSTES REMPLIS PAR LES AGENTS	- CANADIENS :	1
	- ENGAGES SUR PLACE :	3

TSRPT02F

SUIVI COMMERCIAL

RAPPORT/CHARGE DE TRAVAIL DES AGENTS
TRIMESTRE 3 DE L'EXERCISE 1994

SOUS-REGION: EUROPE DE L'OUEST

		NOMBRE	%TEMPS-OFFIC. CDIENS	ENG/SP	TEMPS-TOTAL PERS-TRIM
A.DEMANDES/SERV/EXPORT/COMM	DU CANADA	: 5347	12.60	20.55	19.19
	DES TERRITOIRES	: 7825	7.60	17.28	14.85
B.VISITES A DES CLIENTS DS TERRITOIRE		: 1451	11.13	7.88	10.07
C.POLITIQUE COMMERCIALE/EXPORTATIONS	FOIRES	: 96	2.95	5.49	4.95
PROJETS ET ACTIVITES	MISSIONS	: 118	4.60	5.07	5.38
	CONF SEMINAIRES	: 126	4.16	2.73	3.62
	AUTRES	: 96	2.53	1.32	1.98
D.RAPPORTS SUR LE COMMERCIAUX/ L'ECON/LES FINANANCES	DEM PAR L'AC	: 189	5.93	2.55	4.26
	INIT DE LA MISS	: 294	5.95	3.73	5.06
E.ACTIVITES EN MATIERE DE COMMUNICATIONS		: 214	3.16	1.64	2.46
F.INVESTISSEMENT	DU CANADA	: 107	2.00	1.70	2.00
DEMANDES DE RENSEIGNEMENTS	DES TERRITOIRE	: 290	1.97	3.11	2.94
G.PROG. D'APPORT TECHNOLOGIQUES	CANADA	: 256	0.46	2.16	1.65
DEMANDES SERVICE	CONTACTS ETABLIS	: 141	0.20	1.55	1.13
H.PARTIC. A DES ACTIV. A L'EXTER. DE LA MISS		: 2.30	1.26	1.84	
I.DEMANDES DE SERVICES PROVENANT D'AUTRES SOURCES	ONG	: 244	0.76	1.02	1.02
	GOUV'T HOTE	: 125	1.27	0.79	1.08
	AUTRES MIN.	: 322	4.09	2.56	3.48
	PROV./MUN.	: 317	2.79	1.55	2.24
J.ADMINISTRATION: GESTION DU PROGR. & ADMIN.		: 10.95	1.56	5.76	
	CONGES, DEVELOPPEMENT PROF	: 6.83	5.52	6.64	
K.SERVICES A D'AUTRE PROGRAMMES DE LA MISSION		: 4.44	0.35	2.15	
L.TOURISM PROGRAM ACTIVITIES		: 1.23	8.53	6.25	
***** TOTAUX *****			99.90	99.90	110.00

NOMBRE/VISITES/GENS D'AFFAIRS (PUBLIC SECTOR)	DU CANADA	: 454
	DE TERRIT	: 238
NOMBRE/VISITES/GENS D'AFFAIRS (PRIVATE SECTOR)	DU CANADA	: 1165
	DE TERRIT	: 1894

NOMBRE/DEMANDES/PDME/OBSERVATIONS	:	52
-----------------------------------	---	----

NOMBRE/POSTES REMPLIS PAR LES AGENTS	- CANADIENS	: 43
	- ENGAGES SUR PLACE:	67

TSRPT02F

SUIVI COMMERCIAL

RAPPORT/CHARGE DE TRAVAIL DES AGENTS
TRIMESTRE 3 DE L'EXERCISE 1994

MISSION : ANKARA

	NOMBRE	%TEMPS-OFFIC.		TEMPS-TOTAL PERS-TRIM
		CDIENS	ENG/SP	
A.DEMANDES/SERV/EXPORT/COMM				
DU CANADA :	176	29.00	50.00	1.58
DES TERRITOIRES :	107	10.00	39.50	0.99
B.VISITES A DES CLIENTS DS TERRITOIRE :	67	15.00	3.00	0.36
C.POLITIQUE COMMERCIALE/EXPORTATIONS				
FOIRES :	0	0.00	0.00	0.00
PROJETS ET ACTIVITES				
MISSIONS :	4	7.50	2.50	0.20
CONF SEMINAIRES :	1	2.50	0.00	0.05
AUTRES :	3	10.00	0.00	0.20
D.RAPPORTS SUR LE COMMERCIAUX/ L'ECON/LES FINANANCES				
DEM PAR L'AC :	6	2.50	2.50	0.10
INIT DE LA MISS :	12	17.50	0.00	0.35
E.ACTIVITES EN MATIERE DE COMMUNICATIONS :	0	0.00	0.00	0.00
F.INVESTISSEMENT				
DU CANADA :	0	0.00	0.00	0.00
DEMANDES DE RENSEIGNEMENTS				
DES TERRITOIRE :	4	0.50	1.00	0.03
G.PROG. D'APPORT TECHNOLOGIQUES				
CANADA :	0	0.00	0.00	0.00
DEMANDES SERVICE				
CONTACTS ETABLIS :	0	0.00	0.00	0.00
H.PARTIC. A DES ACTIV. A L'EXTER. DE LA MISS :		0.00	0.00	0.00
I.DEMANDES DE SERVICES PROVENANT				
D'AUTRES SOURCES				
ONG :	0	0.00	0.00	0.00
GOUV'T HOTE :	0	0.00	0.00	0.00
AUTRES MIN. :	3	0.00	0.00	0.00
PROV./MUN. :	2	0.50	0.00	0.01
J.ADMINISTRATION: GESTION DU PROGR. & ADMIN. :		5.00	0.00	0.10
CONGES, DEVELOPPEMENT PROF :		0.00	1.50	0.03
K.SERVICES A D'AUTRE PROGRAMMES DE LA MISSION :		0.00	0.00	0.00
L.TOURISM PROGRAM ACTIVITIES :		0.00	0.00	0.00
***** TOTAUX *****		100.00	100.00	4.00

NOMBRE/VISITES/GENS D'AFFAIRS (PUBLIC SECTOR)	DU CANADA :	9
	DE TERRIT :	5
NOMBRE/VISITES/GENS D'AFFAIRS (PRIVATE SECTOR)	DU CANADA :	37
	DE TERRIT :	28

NOMBRE/DEMANDES/PDME/OBSERVATIONS	:	6
-----------------------------------	---	---

NOMBRE/POSTES REMPLIS PAR LES AGENTS	- CANADIENS :	2
	- ENGAGES SUR PLACE :	2

19/05/95

Affaires Étrangères et du Commerce International

TSRPT02F

SUIVI COMMERCIAL

RAPPORT/CHARGE DE TRAVAIL DES AGENTS
TRIMESTRE 3 DE L'EXERCISE 1994

MISSION : ATHENES

	NOMBRE	%TEMPS-OFFIC.		TEMPS-TOTAL PERS-TRIM
		CDIENS	ENG/SP	
A.DEMANDES/SERV/EXPORT/COMM				
DU CANADA :	137	14.00	15.00	0.44
DES TERRITOIRES :	298	14.00	22.50	0.59
B.VISITES A DES CLIENTS DS TERRITOIRE :	54	19.00	23.50	0.66
C.POLITIQUE COMMERCIALE/EXPORTATIONS				
FOIRES :	3	15.00	24.50	0.64
PROJETS ET ACTIVITES				
MISSIONS :	0	0.00	0.00	0.00
CONF SEMINAIRES :	3	2.00	5.50	0.13
AUTRES :	0	0.00	0.00	0.00
D.RAPPORTS SUR LE COMMERCIAUX/				
DEM PAR L'AC :	0	0.00	0.00	0.00
L'ECON/LES FINANANCES				
INIT DE LA MISS :	0	0.00	0.00	0.00
E.ACTIVITES EN MATIERE DE COMMUNICATIONS :	0	0.00	0.00	0.00
F.INVESTISSEMENT				
DU CANADA :	2	0.00	0.00	0.00
DEMANDES DE RENSEIGNEMENTS				
DES TERRITOIRE :	0	0.00	0.00	0.00
G.PROG. D'APPORT TECHNOLOGIQUES				
CANADA :	0	0.00	0.00	0.00
DEMANDES SERVICE				
CONTACTS ETABLIS :	0	0.00	0.00	0.00
H.PARTIC. A DES ACTIV. A L'EXTER. DE LA MISS :		4.00	0.00	0.04
I.DEMANDES DE SERVICES PROVENANT				
D'AUTRES SOURCES				
ONG :	0	0.00	0.00	0.00
GOUV'T HOTE :	0	0.00	0.00	0.00
AUTRES MIN. :	0	0.00	0.00	0.00
PROV./MUN. :	0	0.00	0.00	0.00
J.ADMINISTRATION: GESTION DU PROGR. & ADMIN. :		10.00	0.00	0.10
CONGES, DEVELOPPEMENT PROF :		1.00	9.00	0.19
K.SERVICES A D'AUTRE PROGRAMMES DE LA MISSION :		21.00	0.00	0.21
L.TOURISM PROGRAM ACTIVITIES :		0.00	0.00	0.00
***** TOTAUX *****		100.00	100.00	3.00

NOMBRE/VISITES/GENS D'AFFAIRS (PUBLIC SECTOR) DU CANADA : 9
DE TERRIT : 0

NOMBRE/VISITES/GENS D'AFFAIRS (PRIVATE SECTOR) DU CANADA : 38
DE TERRIT : 92

NOMBRE/DEMANDES/PDME/OBSERVATIONS : 0

NOMBRE/POSTES REMPLIS PAR LES AGENTS - CANADIENS : 1
- ENGAGES SUR PLACE : 2

19/05/95

Affaires Étrangères et du Commerce International

TSRPT02F

SUIVI COMMERCIAL

RAPPORT/CHARGE DE TRAVAIL DES AGENTS
TRIMESTRE 3 DE L'EXERCISE 1994

MISSION : BARCELONE

	NOMBRE	%TEMPS-OFFIC.		TEMPS-TOTAL PERS-TRIM
		CDIENS	ENG/SP	
A.DEMANDES/SERV/EXPORT/COMM				
DU CANADA :	98	10.00	15.00	0.25
DES TERRITOIRES :	197	5.00	10.00	0.15
B.VISITES A DES CLIENTS DS TERRITOIRE :	26	15.00	15.00	0.30
C.POLITIQUE COMMERCIALE/EXPORTATIONS				
FOIRES :	0	0.00	0.00	0.00
PROJETS ET ACTIVITES				
MISSIONS :	2	20.00	25.00	0.45
CONF SEMINAIRES :	1	5.00	0.00	0.05
AUTRES :	0	0.00	0.00	0.00
D.RAPPORTS SUR LE COMMERCIAUX/				
L'ECON/LES FINANANCES				
DEM PAR L'AC :	0	0.00	0.00	0.00
INIT DE LA MISS :	2	0.00	5.00	0.05
E.ACTIVITES EN MATIERE DE COMMUNICATIONS :	1	5.00	0.00	0.05
F.INVESTISSEMENT				
DEMANDES DE RENSEIGNEMENTS				
DU CANADA :	0	0.00	0.00	0.00
DES TERRITOIRE :	1	5.00	0.00	0.05
G.PROG. D'APPORT TECHNOLOGIQUES				
DEMANDES SERVICE				
CANADA :	0	0.00	0.00	0.00
CONTACTS ETABLIS :	0	0.00	0.00	0.00
H.PARTIC. A DES ACTIV. A L'EXTER. DE LA MISS :		0.00	0.00	0.00
I.DEMANDES DE SERVICES PROVENANT				
D'AUTRES SOURCES				
ONG :	0	0.00	0.00	0.00
GOUV'T HOTE :	2	5.00	0.00	0.05
AUTRES MIN. :	0	0.00	0.00	0.00
PROV./MUN. :	0	0.00	0.00	0.00
J.ADMINISTRATION: GESTION DU PROGR. & ADMIN. :		25.00	0.00	0.25
CONGES, DEVELOPPEMENT PROF :		5.00	30.00	0.35
K.SERVICES A D'AUTRE PROGRAMMES DE LA MISSION :		0.00	0.00	0.00
L.TOURISM PROGRAM ACTIVITIES :		0.00	0.00	0.00
***** TOTAUX *****		100.00	100.00	2.00

NOMBRE/VISITES/GENS D'AFFAIRS (PUBLIC SECTOR)	DU CANADA :	2
	DE TERRIT :	5
NOMBRE/VISITES/GENS D'AFFAIRS (PRIVATE SECTOR)	DU CANADA :	10
	DE TERRIT :	17
NOMBRE/DEMANDES/PDME/OBSERVATIONS	:	0

NOMBRE/POSTES REMPLIS PAR LES AGENTS	- CANADIENS :	1
	- ENGAGES SUR PLACE :	1

19/05/95

Affaires Étrangères et du Commerce International

TSRPT02F

SUIVI COMMERCIAL

RAPPORT/CHARGE DE TRAVAIL DES AGENTS
TRIMESTRE 3 DE L'EXERCISE 1994

MISSION : BERNE

	NOMBRE	%TEMPS- CDIENS	OFFIC. ENG/SP	TEMPS-TOTAL PERS-TRIM
A.DEMANDES/SERV/EXPORT/COMM				
DU CANADA :	172	6.00	19.50	0.45
DES TERRITOIRES :	408	7.00	23.00	0.53
B.VISITES A DES CLIENTS DS TERRITOIRE :	82	5.00	5.50	0.16
C.POLITIQUE COMMERCIALE/EXPORTATIONS				
FOIRES :	3	0.00	18.00	0.36
PROJETS ET ACTIVITES				
MISSIONS :	0	0.00	1.50	0.03
CONF SEMINAIRES :	4	5.00	3.00	0.11
AUTRES :	8	10.00	3.50	0.17
D.RAPPORTS SUR LE COMMERCIAUX/				
DEM PAR L'AC :	2	0.00	1.00	0.02
L'ECON/LES FINANANCES				
INIT DE LA MISS :	3	3.00	1.50	0.06
E.ACTIVITES EN MATIERE DE COMMUNICATIONS :	13	2.00	4.00	0.10
F.INVESTISSEMENT				
DU CANADA :	5	0.00	0.50	0.01
DEMANDES DE RENSEIGNEMENTS				
DES TERRITOIRE :	27	0.00	1.50	0.03
G.PROG. D'APPORT TECHNOLOGIQUES				
CANADA :	2	0.00	1.00	0.02
DEMANDES SERVICE				
CONTACTS ETABLIS :	9	0.00	2.50	0.05
H.PARTIC. A DES ACTIV. A L'EXTER. DE LA MISS :		0.00	0.00	0.00
I.DEMANDES DE SERVICES PROVENANT				
D'AUTRES SOURCES				
ONG :	2	0.00	0.50	0.01
GOUV'T HOTE :	0	0.00	0.00	0.00
AUTRES MIN. :	6	15.00	2.50	0.20
PROV./MUN. :	14	25.00	2.00	0.29
J.ADMINISTRATION: GESTION DU PROGR. & ADMIN. :		15.00	0.00	0.15
CONGES, DEVELOPPEMENT PROF :		5.00	9.00	0.23
K.SERVICES A D'AUTRE PROGRAMMES DE LA MISSION :		2.00	0.00	0.02
L.TOURISM PROGRAM ACTIVITIES :		0.00	0.00	0.00
***** TOTAUX *****		100.00	100.00	3.00

NOMBRE/VISITES/GENS D'AFFAIRS (PUBLIC SECTOR)	DU CANADA :	11
	DE TERRIT :	16
NOMBRE/VISITES/GENS D'AFFAIRS (PRIVATE SECTOR)	DU CANADA :	21
	DE TERRIT :	205

NOMBRE/DEMANDES/PDME/OBSERVATIONS	:	0
-----------------------------------	---	---

NOMBRE/POSTES REMPLIS PAR LES AGENTS	- CANADIENS :	1
	- ENGAGES SUR PLACE :	2

19/05/95

Affaires Étrangères et du Commerce International

TSRPT02F

SUIVI COMMERCIAL

RAPPORT/CHARGE DE TRAVAIL DES AGENTS
TRIMESTRE 3 DE L'EXERCISE 1994

MISSION : BONN

	NOMBRE	%TEMPS-OFFIC.		TEMPS-TOTAL PERS-TRIM
		CDIENS	ENG/SP	
A.DEMANDES/SERV/EXPORT/COMM				
DU CANADA	: 655	20.00	12.08	3.05
DES TERRITOIRES	: 838	10.62	12.33	2.33
B.VISITES A DES CLIENTS DS TERRITOIRE	: 182	12.87	7.75	1.96
C.POLITIQUE COMMERCIALE/EXPORTATIONS				
FOIRES	: 13	2.00	5.00	0.76
PROJETS ET ACTIVITES				
MISSIONS	: 18	3.50	3.75	0.73
CONF SEMINAIRES	: 16	6.75	4.66	1.10
AUTRES	: 2	0.62	0.75	0.14
D.RAPPORTS SUR LE COMMERCIAUX/ L'ECON/LES FINANANCES				
DEM PAR L'AC	: 13	3.50	0.83	0.38
INIT DE LA MISS	: 42	3.75	2.66	0.62
E.ACTIVITES EN MATIERE DE COMMUNICATIONS	: 20	2.62	2.00	0.45
F.INVESTISSEMENT				
DEMANDES DE RENSEIGNEMENTS				
DU CANADA	: 2	0.00	0.08	0.01
DES TERRITOIRE	: 72	2.37	1.83	0.41
G.PROG. D'APPORT TECHNOLOGIQUES				
DEMANDES SERVICE				
CANADA	: 66	0.00	2.08	0.25
CONTACTS ETABLIS	: 48	0.00	3.50	0.42
H.PARTIC. A DES ACTIV. A L'EXTER. DE LA MISS	: 3	3.12	0.00	0.25
I.DEMANDES DE SERVICES PROVENANT D'AUTRES SOURCES				
ONG	: 14	0.75	0.58	0.13
GOUV'T HOTE	: 24	0.50	1.66	0.24
AUTRES MIN.	: 74	4.37	1.91	0.58
PROV./MUN.	: 21	0.75	1.08	0.19
J.ADMINISTRATION: GESTION DU PROGR. & ADMIN.	: 11	11.50	2.75	1.25
CONGES, DEVELOPPEMENT PROF	: 4	4.50	6.41	1.13
K.SERVICES A D'AUTRE PROGRAMMES DE LA MISSION	: 2	2.12	0.41	0.22
L.TOURISM PROGRAM ACTIVITIES	: 3	3.75	25.83	3.40
***** TOTAUX *****		99.96	99.93	20.00

NOMBRE/VISITES/GENS D'AFFAIRS (PUBLIC SECTOR)	DU CANADA	: 56
	DE TERRIT	: 30
NOMBRE/VISITES/GENS D'AFFAIRS (PRIVATE SECTOR)	DU CANADA	: 114
	DE TERRIT	: 45

NOMBRE/DEMANDES/PDME/OBSERVATIONS		: 7
-----------------------------------	--	-----

NOMBRE/POSTES REMPLIS PAR LES AGENTS	-CANADIENS	: 8
	-ENGAGES SUR PLACE:	12

19/05/95

Affaires Étrangères et du Commerce International

TSRPT02F

SUIVI COMMERCIAL

RAPPORT/CHARGE DE TRAVAIL DES AGENTS
TRIMESTRE 3 DE L'EXERCISE 1994

MISSION : COPENHAGUE

	NOMBRE	%TEMPS-OFFIC.		TEMPS-TOTAL PERS-TRIM
		CDIENS	ENG/SP	
A.DEMANDES/SERV/EXPORT/COMM				
DU CANADA :	248	5.00	24.33	0.78
DES TERRITOIRES :	192	5.00	12.66	0.43
B.VISITES A DES CLIENTS DS TERRITOIRE :	93	20.00	12.00	0.56
C.POLITIQUE COMMERCIALE/EXPORTATIONS				
FOIRES :	0	0.00	0.00	0.00
PROJETS ET ACTIVITES				
MISSIONS :	5	8.00	18.33	0.63
CONF SEMINAIRES :	0	0.00	0.00	0.00
AUTRES :	7	25.00	7.00	0.46
D.RAPPORTS SUR LE COMMERCIAUX/ L'ECON/LES FINANANCES				
DEM PAR L'AC :	5	1.00	5.66	0.18
INIT DE LA MISS :	10	10.00	4.00	0.22
E.ACTIVITES EN MATIERE DE COMMUNICATIONS :	0	0.00	0.00	0.00
F.INVESTISSEMENT				
DU CANADA :	3	1.00	0.00	0.01
DEMANDES DE RENSEIGNEMENTS				
DES TERRITOIRE :	5	5.00	2.00	0.11
G.PROG. D'APPORT TECHNOLOGIQUES				
CANADA :	5	0.00	3.66	0.11
DEMANDES SERVICE				
CONTACTS ETABLIS :	0	0.00	0.00	0.00
H.PARTIC. A DES ACTIV. A L'EXTER. DE LA MISS :		0.00	4.00	0.12
I.DEMANDES DE SERVICES PROVENANT				
D'AUTRES SOURCES				
ONG :	0	0.00	0.00	0.00
GOUV'T HOTE :	0	0.00	0.00	0.00
AUTRES MIN. :	3	5.00	2.00	0.11
PROV./MUN. :	1	0.00	1.00	0.03
J.ADMINISTRATION: GESTION DU PROGR. & ADMIN. :		7.00	0.66	0.09
CONGES, DEVELOPPEMENT PROF :		3.00	2.66	0.11
K.SERVICES A D'AUTRE PROGRAMMES DE LA MISSION :		5.00	0.00	0.05
L.TOURISM PROGRAM ACTIVITIES :		0.00	0.00	0.00
***** TOTAUX *****		100.00	99.96	4.00

NOMBRE/VISITES/GENS D'AFFAIRS (PUBLIC SECTOR)	DU CANADA :	13
	DE TERRIT :	0
NOMBRE/VISITES/GENS D'AFFAIRS (PRIVATE SECTOR)	DU CANADA :	36
	DE TERRIT :	0

NOMBRE/DEMANDES/PDME/OBSERVATIONS : 0

NOMBRE/POSTES REMPLIS PAR LES AGENTS -CANADIENS : 1
-ENGAGES SUR PLACE: 3

19/05/95

Affaires Étrangères et du Commerce International

TSRPT02F

SUIVI COMMERCIAL

RAPPORT/CHARGE DE TRAVAIL DES AGENTS
TRIMESTRE 3 DE L'EXERCISE 1994

MISSION : HELSINKI

	NOMBRE	%TEMPS-OFFIC.		TEMPS-TOTAL PERS-TRIM
		CDIENS	ENG/SP	
A.DEMANDES/SERV/EXPORT/COMM				
DU CANADA :	128	10.00	31.00	0.72
DES TERRITOIRES :	108	4.00	9.50	0.23
B.VISITES A DES CLIENTS DS TERRITOIRE :	34	25.00	3.50	0.32
C.POLITIQUE COMMERCIALE/EXPORTATIONS				
FOIRES :	0	0.00	0.00	0.00
PROJETS ET ACTIVITES				
MISSIONS :	0	0.00	0.00	0.00
CONF SEMINAIRES :	0	0.00	0.00	0.00
AUTRES :	5	0.00	5.50	0.11
D.RAPPORTS SUR LE COMMERCIAUX/ L'ECON/LES FINANANCES				
DEM PAR L'AC :	6	4.00	17.00	0.38
INIT DE LA MISS :	8	8.00	2.00	0.12
E.ACTIVITES EN MATIERE DE COMMUNICATIONS :	6	2.00	3.50	0.09
F.INVESTISSEMENT				
DEMANDES DE RENSEIGNEMENTS				
DU CANADA :	0	0.00	0.00	0.00
DES TERRITOIRE :	3	0.00	0.50	0.01
G.PROG. D'APPORT TECHNOLOGIQUES				
DEMANDES SERVICE				
CANADA :	2	0.00	1.00	0.02
CONTACTS ETABLIS :	0	0.00	0.00	0.00
H.PARTIC. A DES ACTIV. A L'EXTER. DE LA MISS :		0.00	0.00	0.00
I.DEMANDES DE SERVICES PROVENANT D'AUTRES SOURCES				
ONG :	2	0.00	1.50	0.03
GOUV'T HOTE :	1	1.00	0.00	0.01
AUTRES MIN. :	3	1.00	1.50	0.04
PROV./MUN. :	4	0.00	2.50	0.05
J.ADMINISTRATION: GESTION DU PROGR. & ADMIN.		0.00	3.50	0.07
CONGES, DEVELOPPEMENT PROF :		30.00	16.50	0.63
K.SERVICES A D'AUTRE PROGRAMMES DE LA MISSION :		15.00	1.00	0.17
L.TOURISM PROGRAM ACTIVITIES :		0.00	0.00	0.00
***** TOTAUX *****		100.00	100.00	3.00

NOMBRE/VISITES/GENS D'AFFAIRS (PUBLIC SECTOR) DU CANADA : 10
DE TERRIT : 7
NOMBRE/VISITES/GENS D'AFFAIRS (PRIVATE SECTOR) DU CANADA : 4
DE TERRIT : 28

NOMBRE/DEMANDES/PDME/OBSERVATIONS : 1

NOMBRE/POSTES REMPLIS PAR LES AGENTS - CANADIENS : 1
- ENGAGES SUR PLACE : 2

19/05/95

Affaires Étrangères et du Commerce International

TSRPT02F

SUIVI COMMERCIAL

RAPPORT/CHARGE DE TRAVAIL DES AGENTS
TRIMESTRE 3 DE L'EXERCISE 1994

MISSION : LISBONNE

	NOMBRE	%TEMPS-OFFIC.		TEMPS-TOTAL PERS-TRIM
		CDIENS	ENG/SP	
A.DEMANDES/SERV/EXPORT/COMM				
DU CANADA :	242	10.00	32.50	0.75
DES TERRITOIRES :	218	5.00	30.00	0.65
B.VISITES A DES CLIENTS DS TERRITOIRE :	42	15.00	5.00	0.25
C.POLITIQUE COMMERCIALE/EXPORTATIONS				
FOIRES :	0	0.00	0.00	0.00
PROJETS ET ACTIVITES				
MISSIONS :	4	10.00	3.00	0.16
CONF SEMINAIRES :	4	5.00	3.00	0.11
AUTRES :	1	1.00	1.50	0.04
D.RAPPORTS SUR LE COMMERCIAUX/				
L'ECON/LES FINANANCES				
DEM PAR L'AC :	8	2.00	2.00	0.06
INIT DE LA MISS :	3	3.00	0.00	0.03
E.ACTIVITES EN MATIERE DE COMMUNICATIONS :	6	1.00	1.00	0.03
F.INVESTISSEMENT				
DEMANDES DE RENSEIGNEMENTS				
DU CANADA :	12	5.00	3.00	0.11
DES TERRITOIRE :	7	1.00	3.00	0.07
G.PROG. D'APPORT TECHNOLOGIQUES				
DEMANDES SERVICE				
CANADA :	7	1.00	3.00	0.07
CONTACTS ETABLIS :	1	1.00	3.00	0.07
H.PARTIC. A DES ACTIV. A L'EXTER. DE LA MISS :		5.00	0.00	0.05
I.DEMANDES DE SERVICES PROVENANT				
D'AUTRES SOURCES				
ONG :	6	2.00	0.00	0.02
GOUV'T HOTE :	11	5.00	2.00	0.09
AUTRES MIN. :	10	6.00	2.00	0.10
PROV./MUN. :	6	2.00	1.00	0.04
J.ADMINISTRATION:				
GESTION DU PROGR. & ADMIN. :		10.00	0.00	0.10
CONGES, DEVELOPPEMENT PROF :		5.00	5.00	0.15
K.SERVICES A D'AUTRE PROGRAMMES DE LA MISSION :		5.00	0.00	0.05
L.TOURISM PROGRAM ACTIVITIES :		0.00	0.00	0.00
***** TOTAUX *****		100.00	100.00	3.00

NOMBRE/VISITES/GENS D'AFFAIRS (PUBLIC SECTOR) DU CANADA : 40
DE TERRIT : 10
NOMBRE/VISITES/GENS D'AFFAIRS (PRIVATE SECTOR) DU CANADA : 26
DE TERRIT : 47

NOMBRE/DEMANDES/PDME/OBSERVATIONS : 2

NOMBRE/POSTES REMPLIS PAR LES AGENTS -CANADIENS : 1
-ENGAGES SUR PLACE: 2

TSRPT02F SUIVI COMMERCIAL

RAPPORT/CHARGE DE TRAVAIL DES AGENTS
TRIMESTRE 3 DE L'EXERCISE 1994

MISSION : LONDRES

	NOMBRE	%TEMPS-OFFIC.		TEMPS-TOTAL
		CDIENS	ENG/SP	PERS-TRIM
A.DEMANDES/SERV/EXPORT/COMM				
DU CANADA :	749	13.16	23.00	2.17
DES TERRITOIRES :	1407	13.33	17.33	1.84
B.VISITES A DES CLIENTS DS TERRITOIRE :	152	15.50	5.50	1.26
C.POLITIQUE COMMERCIALE/EXPORTATIONS				
FOIRES :	13	2.16	8.00	0.61
PROJETS ET ACTIVITES				
MISSIONS :	8	1.16	3.33	0.27
CONF SEMINAIRES :	24	4.50	3.00	0.45
AUTRES :	25	1.50	1.50	0.18
D.RAPPORTS SUR LE COMMERCIAUX/				
L'ECON/LES FINANANCES				
DEM PAR L'AC :	48	9.66	1.66	0.68
INIT DE LA MISS :	98	10.00	5.50	0.93
E.ACTIVITES EN MATIERE DE COMMUNICATIONS :	22	3.00	2.33	0.32
F.INVESTISSEMENT				
DEMANDES DE RENSEIGNEMENTS				
DU CANADA :	19	0.50	1.00	0.09
DES TERRITOIRE :	28	1.16	1.66	0.17
G.PROG. D'APPORT TECHNOLOGIQUES				
DEMANDES SERVICE				
CANADA :	8	0.00	1.33	0.08
CONTACTS ETABLIS :	5	0.00	0.50	0.03
H.PARTIC. A DES ACTIV. A L'EXTER. DE LA MISS :		1.83	1.66	0.21
I.DEMANDES DE SERVICES PROVENANT				
D'AUTRES SOURCES				
ONG :	15	0.50	0.66	0.07
GOUV'T HOTE :	13	2.66	1.33	0.24
AUTRES MIN. :	100	4.33	6.83	0.67
PROV./MUN. :	66	3.50	3.50	0.42
J.ADMINISTRATION: GESTION DU PROGR. & ADMIN. :		1.50	2.16	0.22
CONGES, DEVELOPPEMENT PROF :		6.66	8.16	0.89
K.SERVICES A D'AUTRE PROGRAMMES DE LA MISSION :		3.33	0.00	0.20
L.TOURISM PROGRAM ACTIVITIES :		0.00	0.00	0.00
***** TOTAUX *****		99.94	99.94	12.00

NOMBRE/VISITES/GENS D'AFFAIRS (PUBLIC SECTOR)	DU CANADA :	53
	DE TERRIT :	42
NOMBRE/VISITES/GENS D'AFFAIRS (PRIVATE SECTOR)	DU CANADA :	101
	DE TERRIT :	182

NOMBRE/DEMANDES/PDME/OBSERVATIONS : 2

NOMBRE/POSTES REMPLIS PAR LES AGENTS - CANADIENS : 6
- ENGAGES SUR PLACE : 6

TSRPT02F

SUIVI COMMERCIAL

RAPPORT/CHARGE DE TRAVAIL DES AGENTS
TRIMESTRE 3 DE L'EXERCISE 1994

MISSION : MADRID

	NOMBRE	%TEMPS-OFFIC.		TEMPS-TOTAL PERS-TRIM
		CDIENS	ENG/SP	
A.DEMANDES/SERV/EXPORT/COMM				
DU CANADA	: 282	20.00	31.00	1.44
DES TERRITOIRES	: 831	0.00	36.25	1.45
B.VISITES A DES CLIENTS DS TERRITOIRE	: 66	10.00	5.50	0.32
C.POLITIQUE COMMERCIALE/EXPORTATIONS				
FOIRES	: 5	5.00	7.25	0.34
PROJETS ET ACTIVITES				
MISSIONS	: 6	5.00	2.50	0.15
CONF SEMINAIRES	: 1	0.00	0.50	0.02
AUTRES	: 0	0.00	0.00	0.00
D.RAPPORTS SUR LE COMMERCIAUX/ L'ECON/LES FINANANCES				
DEM PAR L'AC	: 9	10.00	2.25	0.19
INIT DE LA MISS	: 3	10.00	0.25	0.11
E.ACTIVITES EN MATIERE DE COMMUNICATIONS	: 2	0.00	0.75	0.03
F.INVESTISSEMENT				
DEMANDES DE RENSEIGNEMENTS				
DU CANADA	: 6	10.00	0.75	0.13
DES TERRITOIRE	: 11	0.00	1.00	0.04
G.PROG. D'APPORT TECHNOLOGIQUES				
DEMANDES SERVICE				
CANADA	: 10	5.00	1.75	0.12
CONTACTS ETABLIS	: 6	0.00	0.75	0.03
H.PARTIC. A DES ACTIV. A L'EXTER. DE LA MISS	: 2	0.00	0.00	0.00
I.DEMANDES DE SERVICES PROVENANT D'AUTRES SOURCES				
ONG	: 18	0.00	2.25	0.09
GOUV'T HOTE	: 5	0.00	0.75	0.03
AUTRES MIN.	: 3	0.00	1.50	0.06
PROV./MUN.	: 3	0.00	0.75	0.03
J.ADMINISTRATION: GESTION DU PROGR. & ADMIN.	: 20	20.00	4.25	0.37
CONGES, DEVELOPPEMENT PROF	: 2	0.00	0.00	0.00
K.SERVICES A D'AUTRE PROGRAMMES DE LA MISSION	: 2	0.00	0.00	0.00
L.TOURISM PROGRAM ACTIVITIES	: 2	5.00	0.00	0.05
***** TOTAUX *****		100.00	100.00	5.00

NOMBRE/VISITES/GENS D'AFFAIRS (PUBLIC SECTOR)	DU CANADA	: 19
	DE TERRIT	: 32
NOMBRE/VISITES/GENS D'AFFAIRS (PRIVATE SECTOR)	DU CANADA	: 39
	DE TERRIT	: 89
NOMBRE/DEMANDES/PDME/OBSERVATIONS		: 5
NOMBRE/POSTES REMPLIS PAR LES AGENTS	-CANADIENS	: 1
	-ENGAGES SUR PLACE:	4

19/05/95

Affaires Étrangères et du Commerce International

TSRPT02F

SUIVI COMMERCIAL

RAPPORT/CHARGE DE TRAVAIL DES AGENTS
TRIMESTRE 3 DE L'EXERCISE 1994

MISSION : OSLO

	NOMBRE	%TEMPS-OFFIC. CDIENS	ENG/SP	TEMPS-TOTAL PERS-TRIM
A.DEMANDES/SERV/EXPORT/COMM				
DU CANADA :	263	6.00	35.00	1.17
DES TERRITOIRES :	97	4.00	6.66	0.28
B.VISITES A DES CLIENTS DS TERRITOIRE :	62	7.50	8.33	0.40
C.POLITIQUE COMMERCIALE/EXPORTATIONS				
FOIRES :	5	8.50	8.33	0.42
PROJETS ET ACTIVITES				
MISSIONS :	3	10.00	10.00	0.50
CONF SEMINAIRES :	1	5.00	3.33	0.20
AUTRES :	1	0.00	0.00	0.00
D.RAPPORTS SUR LE COMMERCIAUX/ L'ECON/LES FINANANCES				
DEM PAR L'AC :	9	5.00	5.00	0.25
INIT DE LA MISS :	16	5.00	6.66	0.30
E.ACTIVITES EN MATIERE DE COMMUNICATIONS :	8	1.00	0.00	0.02
F.INVESTISSEMENT				
DU CANADA :	3	1.00	0.00	0.02
DEMANDES DE RENSEIGNEMENTS				
DES TERRITOIRE :	3	1.00	0.00	0.02
G.PROG. D'APPORT TECHNOLOGIQUES				
CANADA :	1	0.00	0.00	0.00
DEMANDES SERVICE				
CONTACTS ETABLIS :	0	0.00	0.00	0.00
H.PARTIC. A DES ACTIV. A L'EXTER. DE LA MISS :		1.00	0.00	0.02
I.DEMANDES DE SERVICES PROVENANT				
D'AUTRES SOURCES				
ONG :	5	0.00	0.00	0.00
GOUV'T HOTE :	10	2.50	0.00	0.05
AUTRES MIN. :	7	10.00	6.66	0.40
PROV./MUN. :	58	10.00	5.00	0.35
J.ADMINISTRATION: GESTION DU PROGR. & ADMIN. :		7.50	0.00	0.15
CONGES, DEVELOPPEMENT PROF :		7.50	3.33	0.25
K.SERVICES A D'AUTRE PROGRAMMES DE LA MISSION :		7.50	0.00	0.15
L.TOURISM PROGRAM ACTIVITIES :		0.00	1.66	0.05
***** TOTAUX *****		100.00	99.96	5.00

NOMBRE/VISITES/GENS D'AFFAIRS (PUBLIC SECTOR)	DU CANADA :	9
	DE TERRIT :	2
NOMBRE/VISITES/GENS D'AFFAIRS (PRIVATE SECTOR)	DU CANADA :	28
	DE TERRIT :	11

NOMBRE/DEMANDES/PDME/OBSERVATIONS	:	0
-----------------------------------	---	---

NOMBRE/POSTES REMPLIS PAR LES AGENTS	- CANADIENS :	2
	- ENGAGES SUR PLACE:	3

19/05/95

Affaires Étrangères et du Commerce International

TSRPT02F

SUIVI COMMERCIAL

RAPPORT/CHARGE DE TRAVAIL DES AGENTS
TRIMESTRE 3 DE L'EXERCISE 1994

MISSION : PARIS

	NOMBRE	%TEMPS-OFFIC.		TEMPS-TOTAL PERS-TRIM
		CDIENS	ENG/SP	
A.DEMANDES/SERV/EXPORT/COMM				
DU CANADA :	580	5.83	10.00	1.45
DES TERRITOIRES :	1331	2.50	10.00	1.25
B.VISITES A DES CLIENTS DS TERRITOIRE :	315	6.66	4.63	0.91
C.POLITIQUE COMMERCIALE/EXPORTATIONS				
FOIRES :	34	3.33	3.09	0.54
PROJETS ET ACTIVITES				
MISSIONS :	34	4.16	5.00	0.80
CONF SEMINAIRES :	32	4.16	1.90	0.46
AUTRES :	8	1.66	0.72	0.18
D.RAPPORTS SUR LE COMMERCIAUX/				
L'ECON/LES FINANANCES				
DEM PAR L'AC :	21	6.66	2.27	0.65
INIT DE LA MISS :	34	7.50	6.90	1.21
E.ACTIVITES EN MATIERE DE COMMUNICATIONS :	14	1.66	1.18	0.23
F.INVESTISSEMENT				
DU CANADA :	6	7.50	6.90	1.21
DEMANDES DE RENSEIGNEMENTS				
DES TERRITOIRE :	16	2.50	6.90	0.91
G.PROG. D'APPORT TECHNOLOGIQUES				
CANADA :	114	0.83	3.09	0.39
DEMANDES SERVICE				
CONTACTS ETABLIS :	40	0.83	2.27	0.30
H.PARTIC. A DES ACTIV. A L'EXTER. DE LA MISS :		6.66	1.45	0.56
I.DEMANDES DE SERVICES PROVENANT				
D'AUTRES SOURCES				
ONG :	117	1.66	0.72	0.18
GOUV'T HOTE :	17	1.66	0.36	0.14
AUTRES MIN. :	43	4.16	1.90	0.46
PROV./MUN. :	76	1.66	0.72	0.18
J.ADMINISTRATION: GESTION DU PROGR. & ADMIN. :		11.66	1.90	0.91
CONGES, DEVELOPPEMENT PROF :		15.00	4.63	1.41
K.SERVICES A D'AUTRE PROGRAMMES DE LA MISSION :		1.66	0.00	0.10
L.TOURISM PROGRAM ACTIVITIES :		0.00	23.36	2.57
***** TOTAUX *****		99.90	99.89	17.00

NOMBRE/VISITES/GENS D'AFFAIRS (PUBLIC SECTOR) DU CANADA : 149
DE TERRIT : 45
NOMBRE/VISITES/GENS D'AFFAIRS (PRIVATE SECTOR) DU CANADA : 397
DE TERRIT : 393

NOMBRE/DEMANDES/PDME/OBSERVATIONS : 16

NOMBRE/POSTES REMPLIS PAR LES AGENTS - CANADIENS : 6
- ENGAGES SUR PLACE : 11

19/05/95

Affaires Étrangères et du Commerce International

TSRPT02F

SUIVI COMMERCIAL

RAPPORT/CHARGE DE TRAVAIL DES AGENTS
TRIMESTRE 3 DE L'EXERCISE 1994

MISSION : ROME

	NOMBRE	%TEMPS-OFFIC.		TEMPS-TOTAL PERS-TRIM
		CDIENS	ENG/SP	
A.DEMANDES/SERV/EXPORT/COMM				
DU CANADA :	238	12.50	31.33	1.19
DES TERRITOIRES :	230	3.50	22.00	0.73
B.VISITES A DES CLIENTS DS TERRITOIRE :	30	9.00	4.00	0.30
C.POLITIQUE COMMERCIALE/EXPORTATIONS				
FOIRES :	3	2.50	1.33	0.09
PROJETS ET ACTIVITES				
MISSIONS :	5	0.00	10.00	0.30
CONF SEMINAIRES :	7	7.50	1.66	0.20
AUTRES :	12	5.00	0.00	0.10
D.RAPPORTS SUR LE COMMERCIAUX/				
DEM PAR L'AC :	16	25.00	2.66	0.58
L'ECON/LES FINANANCES				
INIT DE LA MISS :	27	5.00	8.33	0.35
E.ACTIVITES EN MATIERE DE COMMUNICATIONS :	3	0.00	0.00	0.00
F.INVESTISSEMENT				
DU CANADA :	9	2.50	1.00	0.08
DEMANDES DE RENSEIGNEMENTS				
DES TERRITOIRE :	11	0.50	2.00	0.07
G.PROG. D'APPORT TECHNOLOGIQUES				
CANADA :	0	0.00	0.00	0.00
DEMANDES SERVICE				
CONTACTS ETABLIS :	0	0.00	0.00	0.00
H.PARTIC. A DES ACTIV. A L'EXTER. DE LA MISS :		0.00	3.33	0.10
I.DEMANDES DE SERVICES PROVENANT				
ONG :	13	2.00	2.00	0.10
D'AUTRES SOURCES				
GOUV'T HOTE :	10	0.00	2.00	0.06
AUTRES MIN. :	26	2.50	5.00	0.20
PROV./MUN. :	5	0.50	0.66	0.03
J.ADMINISTRATION: GESTION DU PROGR. & ADMIN. :		12.50	1.66	0.30
CONGES, DEVELOPPEMENT PROF :		5.00	1.00	0.13
K.SERVICES A D'AUTRE PROGRAMMES DE LA MISSION :		4.50	0.00	0.09
L.TOURISM PROGRAM ACTIVITIES :		0.00	0.00	0.00
***** TOTAUX *****		100.00	99.96	5.00

NOMBRE/VISITES/GENS D'AFFAIRS (PUBLIC SECTOR)	DU CANADA :	10
	DE TERRIT :	12
NOMBRE/VISITES/GENS D'AFFAIRS (PRIVATE SECTOR)	DU CANADA :	9
	DE TERRIT :	27

NOMBRE/DEMANDES/PDME/OBSERVATIONS	:	1
-----------------------------------	---	---

NOMBRE/POSTES REMPLIS PAR LES AGENTS	- CANADIENS :	2
	- ENGAGES SUR PLACE:	3



29/05/92

ANNÉE DE L'ÉLABORATION DU COMMERCE INTERNATIONAL

REPORT

SECTEUR COMMERCIAL

LE RAPPORT CONCERNE LE TRAVAIL DES AGENTS

AMÉRIQUE LATINE ET ANTILLES

RÉGION AMÉRIQUE LATINE & ANTILLES

TEMPS OUVREZ TRIMESTRIE

TRIMESTRE EN COURS

A. DEMANDES/SERV/EXPORT/COM

LGT

B. VISITES A DES CLIENTS

BOGOTA

C. POLITIQUE COMMERCIALE

BRASILIA

PROJETS ET ACTIVITES

BRIDGETOWN

BUENOS AIRES

CARACAS

GEORGETOWN

D. DEMANDES SUR LE COMMERCE

* GUATEMALA

KINGSTON

E. ACTIVITES EN MATIERE DE COMMUNICATION

LA HAVANE

LIMA

F. INVESTISSEMENT

MEXICO

G. PROJ. D'APPORT TECHNIQUE

PORT OF SPAIN

H. PARTIAL. A DES ACTIV. A L'ETAT

* SANTO DOMINGO

SAN JOSE

SANTIAGO

I. DEMANDES DE SERVICES

J. ADMINISTRATION

K. SERVICES A D'AUTRES PROGRES DE LA MISSION

L. TRAVAIL PROGRAMME

M. TOTAL

NOMBR/VISITES/AGENTS

NOMBR/...

NOMBR/...

NOMBR/POSTES REMPLIS PAR DES AGENTS

NOMBR/...

	TRIMESTRE EN COURS	TRIMESTRE PRECEDENT	TRIMESTRE ANTERIEUR
BOGOTA	0.55	0.55	0.55
BRASILIA	1.48	1.48	1.48
BRIDGETOWN	1.75	1.75	1.75
BUENOS AIRES	1.71	1.77	1.71
CARACAS	1.03	1.31	0.78
GEORGETOWN	2.30	1.61	1.30
* GUATEMALA	1.40	1.40	1.35
KINGSTON	2.31	1.28	1.06
LA HAVANE	2.31	1.28	1.06
LIMA	2.51	1.80	1.49
MEXICO	0.07	0.85	0.58
PORT OF SPAIN	0.50	0.09	0.21
SAN JOSE	0.08	0.14	0.05
* SANTO DOMINGO	1.50	1.88	1.37
SAO PAULO	1.51	1.51	0.95
...
TOTAL	59.90	48.00	61.00

* Le rapport trimestriel de ces missions n'était pas disponible.

19/05/95 Affaires Étrangères et du Commerce International

TSRPT02F SUIVI COMMERCIAL

RAPPORT/CHARGE DE TRAVAIL DES AGENTS
TRIMESTRE 3 DE L'EXERCISE 1994

MISSION : BOGOTA

	NOMBRE	%TEMPS-OFFIC. CDIENS	ENG/SP	TEMPS-TOTAL PERS-TRIM
A.DEMANDES/SERV/EXPORT/COMM				
DU CANADA :	530	25.00	30.00	1.10
DES TERRITOIRES :	720	15.00	30.00	0.90
B.VISITES A DES CLIENTS DS TERRITOIRE :	35	7.50	7.50	0.30
C.POLITIQUE COMMERCIALE/EXPORTATIONS				
PROJETS ET ACTIVITES				
FOIRES :	1	5.00	5.00	0.20
MISSIONS :	0	0.00	0.00	0.00
CONF SEMINAIRES :	0	0.00	0.00	0.00
AUTRES :	0	0.00	0.00	0.00
D.RAPPORTS SUR LE COMMERCIAUX/ L'ECON/LES FINANANCES				
DEM PAR L'AC :	0	0.00	0.00	0.00
INIT DE LA MISS :	2	2.50	5.00	0.15
E.ACTIVITES EN MATIERE DE COMMUNICATIONS :	0	0.00	0.00	0.00
F.INVESTISSEMENT				
DEMANDES DE RENSEIGNEMENTS				
DU CANADA :	12	5.00	0.00	0.10
DES TERRITOIRE :	2	1.50	0.00	0.03
G.PROG. D'APPORT TECHNOLOGIQUES				
DEMANDES SERVICE				
CANADA :	0	0.00	0.00	0.00
CONTACTS ETABLIS :	0	0.00	0.00	0.00
H.PARTIC. A DES ACTIV. A L'EXTER. DE LA MISS :		0.00	0.00	0.00
I.DEMANDES DE SERVICES PROVENANT D'AUTRES SOURCES				
ONG :	10	1.00	5.00	0.12
GOUV'T HOTE :	10	2.50	7.50	0.20
AUTRES MIN. :	15	5.00	2.50	0.15
PROV./MUN. :	20	5.00	7.50	0.25
J.ADMINISTRATION: GESTION DU PROGR. & ADMIN. :		15.00	0.00	0.30
CONGES, DEVELOPPEMENT PROF :		0.00	0.00	0.00
K.SERVICES A D'AUTRE PROGRAMMES DE LA MISSION :		10.00	0.00	0.20
L.TOURISM PROGRAM ACTIVITIES :		0.00	0.00	0.00
***** TOTAUX *****		100.00	100.00	4.00

NOMBRE/VISITES/GENS D'AFFAIRS (PUBLIC SECTOR) DU CANADA : 3
DE TERRIT : 15
NOMBRE/VISITES/GENS D'AFFAIRS (PRIVATE SECTOR) DU CANADA : 50
DE TERRIT : 70

NOMBRE/DEMANDES/PDME/OBSERVATIONS : 0

NOMBRE/POSTES REMPLIS PAR LES AGENTS - CANADIENS : 2
- ENGAGES SUR PLACE : 2

19/05/95

Affaires Étrangères et du Commerce International

TSRPT02F

SUIVI COMMERCIAL

RAPPORT/CHARGE DE TRAVAIL DES AGENTS
TRIMESTRE 3 DE L'EXERCISE 1994

MISSION : BRASILIA

	NOMBRE	%TEMPS-OFFIC.		TEMPS-TOTAL PERS-TRIM
		CDIENS	ENG/SP	
A.DEMANDES/SERV/EXPORT/COMM				
DU CANADA :	78	5.00	30.00	0.35
DES TERRITOIRES :	28	0.00	20.00	0.20
B.VISITES A DES CLIENTS DS TERRITOIRE :	9	4.00	1.00	0.05
C.POLITIQUE COMMERCIALE/EXPORTATIONS				
FOIRES :	0	0.00	0.00	0.00
PROJETS ET ACTIVITES				
MISSIONS :	0	0.00	0.00	0.00
CONF SEMINAIRES :	2	14.00	7.00	0.21
AUTRES :	0	0.00	0.00	0.00
D.RAPPORTS SUR LE COMMERCIAUX/				
L'ECON/LES FINANANCES				
DEM PAR L'AC :	4	0.00	3.00	0.03
INIT DE LA MISS :	15	60.00	0.00	0.60
E.ACTIVITES EN MATIERE DE COMMUNICATIONS :	1	0.00	2.00	0.02
F.INVESTISSEMENT				
DU CANADA :	0	0.00	0.00	0.00
DEMANDES DE RENSEIGNEMENTS				
DES TERRITOIRE :	0	0.00	0.00	0.00
G.PROG. D'APPORT TECHNOLOGIQUES				
CANADA :	0	0.00	0.00	0.00
DEMANDES SERVICE				
CONTACTS ETABLIS :	0	0.00	0.00	0.00
H.PARTIC. A DES ACTIV. A L'EXTER. DE LA MISS :		0.00	0.00	0.00
I.DEMANDES DE SERVICES PROVENANT				
D'AUTRES SOURCES				
ONG :	0	0.00	0.00	0.00
GOUV'T HOTE :	1	1.00	0.00	0.01
AUTRES MIN. :	6	1.00	7.00	0.08
PROV./MUN. :	0	0.00	0.00	0.00
J.ADMINISTRATION: GESTION DU PROGR. & ADMIN. :		14.00	0.00	0.14
CONGES, DEVELOPPEMENT PROF :		0.00	25.00	0.25
K.SERVICES A D'AUTRE PROGRAMMES DE LA MISSION :		1.00	0.00	0.01
L.TOURISM PROGRAM ACTIVITIES :		0.00	5.00	0.05
***** TOTAUX *****		100.00	100.00	2.00

NOMBRE/VISITES/GENS D'AFFAIRS (PUBLIC SECTOR) DU CANADA : 3
DE TERRIT : 73
NOMBRE/VISITES/GENS D'AFFAIRS (PRIVATE SECTOR) DU CANADA : 12
DE TERRIT : 69

NOMBRE/DEMANDES/PDME/OBSERVATIONS : 0

NOMBRE/POSTES REMPLIS PAR LES AGENTS -CANADIENS : 1
-ENGAGES SUR PLACE: 1

TSRPT02F

SUIVI COMMERCIAL

RAPPORT/CHARGE DE TRAVAIL DES AGENTS
TRIMESTRE 3 DE L'EXERCISE 1994

MISSION : BRIDGETOWN

	NOMBRE	%TEMPS-OFFIC.		TEMPS-TOTAL PERS-TRIM
		CDIENS	ENG/SP	
A.DEMANDES/SERV/EXPORT/COMM				
DU CANADA :	500	10.00	47.00	0.57
DES TERRITOIRES :	250	20.00	10.00	0.30
B.VISITES A DES CLIENTS DS TERRITOIRE :	100	20.00	2.00	0.22
C.POLITIQUE COMMERCIALE/EXPORTATIONS				
FOIRES :	0	5.00	0.00	0.05
PROJETS ET ACTIVITES				
MISSIONS :	1	5.00	10.00	0.15
CONF SEMINAIRES :	1	5.00	0.00	0.05
AUTRES :	0	0.00	0.00	0.00
D.RAPPORTS SUR LE COMMERCIAUX/				
DEM PAR L'AC :	6	2.00	0.00	0.02
L'ECON/LES FINANANCES				
INIT DE LA MISS :	4	0.00	2.00	0.02
E.ACTIVITES EN MATIERE DE COMMUNICATIONS :	2	3.00	5.00	0.08
F.INVESTISSEMENT				
DU CANADA :	3	5.00	0.00	0.05
DEMANDES DE RENSEIGNEMENTS				
DES TERRITOIRE :	3	0.00	0.00	0.00
G.PROG. D'APPORT TECHNOLOGIQUES				
CANADA :	0	3.00	0.00	0.03
DEMANDES SERVICE				
CONTACTS ETABLIS :	0	0.00	0.00	0.00
H.PARTIC. A DES ACTIV. A L'EXTER. DE LA MISS :		3.00	15.00	0.18
I.DEMANDES DE SERVICES PROVENANT				
ONG :	0	0.00	0.00	0.00
D'AUTRES SOURCES				
GOUV'T HOTE :	0	0.00	0.00	0.00
AUTRES MIN. :	0	0.00	0.00	0.00
PROV./MUN. :	0	0.00	0.00	0.00
J.ADMINISTRATION: GESTION DU PROGR. & ADMIN. :		10.00	1.00	0.11
CONGES, DEVELOPPEMENT PROF :		6.00	8.00	0.14
K.SERVICES A D'AUTRE PROGRAMMES DE LA MISSION :		3.00	0.00	0.03
L.TOURISM PROGRAM ACTIVITIES :		0.00	0.00	0.00
***** TOTAUX *****		100.00	100.00	2.00

NOMBRE/VISITES/GENS D'AFFAIRS (PUBLIC SECTOR)	DU CANADA :	0
	DE TERRIT :	10
NOMBRE/VISITES/GENS D'AFFAIRS (PRIVATE SECTOR)	DU CANADA :	37
	DE TERRIT :	120

NOMBRE/DEMANDES/PDME/OBSERVATIONS	:	5
-----------------------------------	---	---

NOMBRE/POSTES REMPLIS PAR LES AGENTS	- CANADIENS :	1
	- ENGAGES SUR PLACE:	1

19/05/95

Affaires Étrangères et du Commerce International

TSRPT02F

SUIVI COMMERCIAL

RAPPORT/CHARGE DE TRAVAIL DES AGENTS
TRIMESTRE 3 DE L'EXERCISE 1994

MISSION : BUENOS AIRES

	NOMBRE	%TEMPS-OFFIC.		TEMPS-TOTAL
		CDIENS	ENG/SP	PERS-TRIM
A.DEMANDES/SERV/EXPORT/COMM				
DU CANADA :	2965	16.50	23.33	1.03
DES TERRITOIRES :	2098	6.00	20.33	0.73
B.VISITES A DES CLIENTS DS TERRITOIRE :	96	11.50	3.66	0.34
C.POLITIQUE COMMERCIALE/EXPORTATIONS				
FOIRES :	1	0.00	0.33	0.01
PROJETS ET ACTIVITES				
MISSIONS :	7	15.50	14.33	0.74
CONF SEMINAIRES :	4	3.00	0.66	0.08
AUTRES :	3	3.50	0.33	0.08
D.RAPPORTS SUR LE COMMERCIAUX/				
L'ECON/LES FINANANCES				
DEM PAR L'AC :	7	2.50	3.00	0.14
INIT DE LA MISS :	10	4.00	5.33	0.24
E.ACTIVITES EN MATIERE DE COMMUNICATIONS :	6	1.50	2.00	0.09
F.INVESTISSEMENT				
DEMANDES DE RENSEIGNEMENTS				
DU CANADA :	8	1.00	2.00	0.08
DES TERRITOIRE :	9	2.00	0.33	0.05
G.PROG. D'APPORT TECHNOLOGIQUES				
DEMANDES SERVICE				
CANADA :	1	0.00	0.33	0.01
CONTACTS ETABLIS :	0	0.00	0.00	0.00
H.PARTIC. A DES ACTIV. A L'EXTER. DE LA MISS :		0.00	0.00	0.00
I.DEMANDES DE SERVICES PROVENANT				
D'AUTRES SOURCES				
ONG :	4	0.50	0.33	0.02
GOUV'T HOTE :	18	1.50	1.66	0.08
AUTRES MIN. :	11	7.00	0.33	0.15
PROV./MUN. :	2	2.00	0.33	0.05
J.ADMINISTRATION: GESTION DU PROGR. & ADMIN. :		8.50	0.00	0.17
CONGES, DEVELOPPEMENT PROF :		11.50	21.33	0.87
K.SERVICES A D'AUTRE PROGRAMMES DE LA MISSION :		2.00	0.00	0.04
L.TOURISM PROGRAM ACTIVITIES :		0.00	0.00	0.00
***** TOTAUX *****		100.00	99.94	5.00

NOMBRE/VISITES/GENS D'AFFAIRS (PUBLIC SECTOR)	DU CANADA :	27
	DE TERRIT :	19
NOMBRE/VISITES/GENS D'AFFAIRS (PRIVATE SECTOR)	DU CANADA :	178
	DE TERRIT :	160

NOMBRE/DEMANDES/PDME/OBSERVATIONS	:	7
-----------------------------------	---	---

NOMBRE/POSTES REMPLIS PAR LES AGENTS	- CANADIENS :	2
	- ENGAGES SUR PLACE :	3

19/05/95

Affaires Étrangères et du Commerce International

TSRPT02F

SUIVI COMMERCIAL

RAPPORT/CHARGE DE TRAVAIL DES AGENTS
TRIMESTRE 3 DE L'EXERCISE 1994

MISSION : GEORGETOWN

	NOMBRE	%TEMPS-OFFIC.		TEMPS-TOTAL
		CDIENS	ENG/SP	PERS-TRIM
A.DEMANDES/SERV/EXPORT/COMM				
DU CANADA :	48	8.00	44.00	0.52
DES TERRITOIRES :	13	0.00	10.00	0.10
B.VISITES A DES CLIENTS DS TERRITOIRE :	0	0.00	2.00	0.02
C.POLITIQUE COMMERCIALE/EXPORTATIONS				
PROJETS ET ACTIVITES				
FOIRES :	0	0.00	0.00	0.00
MISSIONS :	0	0.00	0.00	0.00
CONF SEMINAIRES :	0	0.00	0.00	0.00
AUTRES :	0	0.00	0.00	0.00
D.RAPPORTS SUR LE COMMERCIAUX/				
L'ECON/LES FINANANCES				
DEM PAR L'AC :	5	7.00	0.00	0.07
INIT DE LA MISS :	4	5.00	0.00	0.05
E.ACTIVITES EN MATIERE DE COMMUNICATIONS :	26	5.00	7.00	0.12
F.INVESTISSEMENT				
DEMANDES DE RENSEIGNEMENTS				
DU CANADA :	5	30.00	10.00	0.40
DES TERRITOIRE :	0	0.00	0.00	0.00
G.PROG. D'APPORT TECHNOLOGIQUES				
DEMANDES SERVICE				
CANADA :	0	0.00	0.00	0.00
CONTACTS ETABLIS :	0	0.00	0.00	0.00
H.PARTIC. A DES ACTIV. A L'EXTER. DE LA MISS :		0.00	0.00	0.00
I.DEMANDES DE SERVICES PROVENANT				
D'AUTRES SOURCES				
ONG :	0	0.00	0.00	0.00
GOUV'T HOTE :	2	5.00	0.00	0.05
AUTRES MIN. :	1	0.00	7.00	0.07
PROV./MUN. :	0	0.00	0.00	0.00
J.ADMINISTRATION: GESTION DU PROGR. & ADMIN. :		0.00	0.00	0.00
CONGES, DEVELOPPEMENT PROF :		0.00	20.00	0.20
K.SERVICES A D'AUTRE PROGRAMMES DE LA MISSION :		40.00	0.00	0.40
L.TOURISM PROGRAM ACTIVITIES :		0.00	0.00	0.00
***** TOTAUX *****		100.00	100.00	2.00

NOMBRE/VISITES/GENS D'AFFAIRS (PUBLIC SECTOR)	DU CANADA :	1
	DE TERRIT :	0
NOMBRE/VISITES/GENS D'AFFAIRS (PRIVATE SECTOR)	DU CANADA :	21
	DE TERRIT :	10
NOMBRE/DEMANDES/PDME/OBSERVATIONS	:	1

NOMBRE/POSTES REMPLIS PAR LES AGENTS	- CANADIENS :	1
	- ENGAGES SUR PLACE :	1

TSRPT02F SUIVI COMMERCIAL

RAPPORT/CHARGE DE TRAVAIL DES AGENTS
TRIMESTRE 3 DE L'EXERCISE 1994

MISSION : LA HAVANE

	NOMBRE	%TEMPS-OFFIC.		TEMPS-TOTAL
		CDIENS	ENG/SP	PERS-TRIM
A.DEMANDES/SERV/EXPORT/COMM				
DU CANADA :	475	8.00	28.00	0.36
DES TERRITOIRES :	87	1.00	6.00	0.07
B.VISITES A DES CLIENTS DS TERRITOIRE :	56	5.00	5.00	0.10
C.POLITIQUE COMMERCIALE/EXPORTATIONS				
FOIRES :	2	20.00	41.00	0.61
PROJETS ET ACTIVITES				
MISSIONS :	5	9.00	9.00	0.18
CONF SEMINAIRES :	0	0.00	0.00	0.00
AUTRES :	0	0.00	0.00	0.00
D.RAPPORTS SUR LE COMMERCIAUX/				
DEM PAR L'AC :	2	1.00	5.00	0.06
L'ECON/LES FINANANCES				
INIT DE LA MISS :	6	10.00	0.00	0.10
E.ACTIVITES EN MATIERE DE COMMUNICATIONS :	4	0.00	4.00	0.04
F.INVESTISSEMENT				
DU CANADA :	45	16.00	1.00	0.17
DEMANDES DE RENSEIGNEMENTS				
DES TERRITOIRE :	0	0.00	0.00	0.00
G.PROG. D'APPORT TECHNOLOGIQUES				
CANADA :	0	0.00	0.00	0.00
DEMANDES SERVICE				
CONTACTS ETABLIS :	0	0.00	0.00	0.00
H.PARTIC. A DES ACTIV. A L'EXTER. DE LA MISS :		0.00	0.00	0.00
I.DEMANDES DE SERVICES PROVENANT				
D'AUTRES SOURCES				
ONG :	0	0.00	0.00	0.00
GOUV'T HOTE :	2	0.00	0.00	0.00
AUTRES MIN. :	7	2.00	0.00	0.02
PROV./MUN. :	8	3.00	1.00	0.04
J.ADMINISTRATION: GESTION DU PROGR. & ADMIN. :		7.00	0.00	0.07
CONGES, DEVELOPPEMENT PROF :		12.00	0.00	0.12
K.SERVICES A D'AUTRE PROGRAMMES DE LA MISSION :		6.00	0.00	0.06
L.TOURISM PROGRAM ACTIVITIES :		0.00	0.00	0.00
***** TOTAUX *****		100.00	100.00	2.00

NOMBRE/VISITES/GENS D'AFFAIRS (PUBLIC SECTOR) DU CANADA : 5
 DE TERRIT : 25
 NOMBRE/VISITES/GENS D'AFFAIRS (PRIVATE SECTOR) DU CANADA : 239
 DE TERRIT : 62

NOMBRE/DEMANDES/PDME/OBSERVATIONS : 4

NOMBRE/POSTES REMPLIS PAR LES AGENTS - CANADIENS : 1
 - ENGAGES SUR PLACE : 1

TSRPT02F

SUIVI COMMERCIAL

RAPPORT/CHARGE DE TRAVAIL DES AGENTS
TRIMESTRE 3 DE L'EXERCISE 1994

MISSION : MEXICO

	NOMBRE	%TEMPS-OFFIC.		TEMPS-TOTAL
		CDIENS	ENG/SP	PERS-TRIM
A.DEMANDES/SERV/EXPORT/COMM				
DU CANADA :	4401	19.28	26.42	3.20
DES TERRITOIRES :	2335	14.28	17.14	2.20
B.VISITES A DES CLIENTS DS TERRITOIRE :	194	7.14	7.14	1.00
C.POLITIQUE COMMERCIALE/EXPORTATIONS				
FOIRES :	12	12.14	10.71	1.60
PROJETS ET ACTIVITES				
MISSIONS :	14	6.42	2.85	0.65
CONF SEMINAIRES :	15	3.57	1.42	0.35
AUTRES :	17	2.14	1.42	0.25
D.RAPPORTS SUR LE COMMERCIAUX/				
DEM PAR L'AC :	8	2.14	1.42	0.25
L'ECON/LES FINANANCES				
INIT DE LA MISS :	24	2.85	1.42	0.30
E.ACTIVITES EN MATIERE DE COMMUNICATIONS :	32	2.85	0.71	0.25
F.INVESTISSEMENT				
DU CANADA :	34	0.71	0.71	0.10
DEMANDES DE RENSEIGNEMENTS				
DES TERRITOIRE :	28	0.71	2.14	0.20
G.PROG. D'APPORT TECHNOLOGIQUES				
CANADA :	0	0.00	0.00	0.00
DEMANDES SERVICE				
CONTACTS ETABLIS :	17	0.00	0.71	0.05
H.PARTIC. A DES ACTIV. A L'EXTER. DE LA MISS :		1.42	4.28	0.40
I.DEMANDES DE SERVICES PROVENANT				
D'AUTRES SOURCES				
ONG :	278	2.14	2.14	0.30
GOUV'T HOTE :	96	1.42	2.85	0.30
AUTRES MIN. :	201	1.42	2.85	0.30
PROV./MUN. :	76	1.42	1.42	0.20
J.ADMINISTRATION: GESTION DU PROGR. & ADMIN. :		3.57	1.42	0.35
CONGES, DEVELOPPEMENT PROF :		5.71	7.14	0.90
K.SERVICES A D'AUTRE PROGRAMMES DE LA MISSION :		5.00	2.14	0.50
L.TOURISM PROGRAM ACTIVITIES :		3.57	1.42	0.35
***** TOTAUX *****		99.90	99.87	14.00

NOMBRE/VISITES/GENS D'AFFAIRS (PUBLIC SECTOR) DU CANADA : 93
 DE TERRIT : 95
 NOMBRE/VISITES/GENS D'AFFAIRS (PRIVATE SECTOR) DU CANADA : 526
 DE TERRIT : 474
 NOMBRE/DEMANDES/PDME/OBSERVATIONS : 18

NOMBRE/POSTES REMPLIS PAR LES AGENTS - CANADIENS : 7
 - ENGAGES SUR PLACE : 7

19/05/95

Affaires Étrangères et du Commerce International

TSRPT02F

SUIVI COMMERCIAL

RAPPORT/CHARGE DE TRAVAIL DES AGENTS
TRIMESTRE 3 DE L'EXERCISE 1994

MISSION : PORT OF SPAIN

	NOMBRE	%TEMPS-OFFIC. CDIENS		TEMPS-TOTAL PERS-TRIM
		ENG/SP		
A.DEMANDES/SERV/EXPORT/COMM				
DU CANADA :	89	0.00	27.00	0.27
DES TERRITOIRES :	116	0.00	40.00	0.40
B.VISITES A DES CLIENTS DS TERRITOIRE :	3	0.00	5.00	0.05
C.POLITIQUE COMMERCIALE/EXPORTATIONS				
FOIRES :	1	0.00	10.00	0.10
PROJETS ET ACTIVITES				
MISSIONS :	0	0.00	0.00	0.00
CONF SEMINAIRES :	2	0.00	0.00	0.00
AUTRES :	0	0.00	0.00	0.00
D.RAPPORTS SUR LE COMMERCIAUX/				
DEM PAR L'AC :	0	0.00	0.00	0.00
L'ECON/LES FINANANCES				
INIT DE LA MISS :	1	0.00	0.00	0.00
E.ACTIVITES EN MATIERE DE COMMUNICATIONS :	0	0.00	0.00	0.00
F.INVESTISSEMENT				
DU CANADA :	0	0.00	0.00	0.00
DEMANDES DE RENSEIGNEMENTS				
DES TERRITOIRE :	2	0.00	1.00	0.01
G.PROG. D'APPORT TECHNOLOGIQUES				
CANADA :	0	0.00	0.00	0.00
DEMANDES SERVICE				
CONTACTS ETABLIS :	0	0.00	0.00	0.00
H.PARTIC. A DES ACTIV. A L'EXTER. DE LA MISS :		0.00	0.00	0.00
I.DEMANDES DE SERVICES PROVENANT				
D'AUTRES SOURCES				
ONG :	2	0.00	5.00	0.05
GOUV'T HOTE :	0	0.00	0.00	0.00
AUTRES MIN. :	0	0.00	0.00	0.00
PROV./MUN. :	1	0.00	2.00	0.02
J.ADMINISTRATION: GESTION DU PROGR. & ADMIN. :		0.00	10.00	0.10
CONGES, DEVELOPPEMENT PROF :		0.00	0.00	0.00
K.SERVICES A D'AUTRE PROGRAMMES DE LA MISSION :		0.00	0.00	0.00
L.TOURISM PROGRAM ACTIVITIES :		0.00	0.00	0.00
***** TOTAUX *****		0.00	100.00	1.00

NOMBRE/VISITES/GENS D'AFFAIRS (PUBLIC SECTOR)	DU CANADA :	0
	DE TERRIT :	11
NOMBRE/VISITES/GENS D'AFFAIRS (PRIVATE SECTOR)	DU CANADA :	22
	DE TERRIT :	11

NOMBRE/DEMANDES/PDME/OBSERVATIONS	:	1
-----------------------------------	---	---

NOMBRE/POSTES REMPLIS PAR LES AGENTS	-CANADIENS :	0
	-ENGAGES SUR PLACE :	1



19 06/78

Affaires étrangères et du Commerce international

TRIMESTRIEL

ÉTATS-UNIS

RAPPORT QUARTRIER DE TRAVAIL DES MISSIONS TRIMESTRIEL DE L'ÉTÉ 1978

REGION: ÉTATS UNIS

ÉTATS-UNIS

		NOMBRE	TEMPS OPTIC. (HRS)	TEMPS-PAYS (HRS)
A. DEMANDES/SPM/REPORT/COM	DE CANADA	5338	10.78	13.55
	DES TERRITOIRES	5914	10.15	13.06
B. VISITES A DES CANTONS/TERRITOIRES		145	2.30	2.67
C. POLITIQUES COMMERCIALES	ATLANTA	9	3.29	4.00
	BOSTON		7.12	8.31
	BUFFALO		1.07	1.28
	DÉTROIT		1.45	1.76
	NEW YORK		0.64	0.77
	WASHINGTON	154	2.49	2.97
D. ACTIVITÉS EN MATIÈRE DE COMMUNICATION		238	3.91	4.72
E. INVESTISSEMENT		232	1.81	1.93
F. DEMANDES DE RENFORCEMENT		283	2.26	1.87
G. PROJ. D'APPORT TECHNOLOGIQUE		104	1.47	0.74
H. PARTIC. A DES ACTIV. R. MONTREUR DE LA MISS.			1.71	2.12
I. DEMANDES DE SERVICES FINANCIERS		187	1.28	0.50
J. D'AUTRES SOURCES		136	1.80	0.83
		186	2.77	0.95
		243	2.88	2.01
K. ADMINISTRATION: GESTION DE PROJ. & ADMIN. PROJ.			19.92	2.96
			5.77	8.23
L. SERVICES A D'AUTRE PROGRAMME DE LA MISSION			2.94	0.44
M. TOTAUX PROGRAMME ACTIVITÉS			6.79	14.90
N. TOTAUX			99.80	103.00

NOMBRE/PROFILS/DEMS D'AFFAIRES (MONTREUR SECTEUR) DU CANADA : 546
 DE TERRIT : 473
 NOMBRE/PROFILS/DEMS D'AFFAIRES (MONTREUR SECTEUR) DU CANADA : 2182
 DE TERRIT : 1140

* Le rapport trimestriel de ces missions n'était pas disponible.

NOMBRE/PROFILS/DEMS D'AFFAIRES (MONTREUR SECTEUR) : 237
 NOMBRE/PROFILS/DEMS D'AFFAIRES (MONTREUR SECTEUR) : 78
 ENGAGES SUR BILAN : 51

19/05/95

Affaires Étrangères et du Commerce International

TSRPT02F

SUIVI COMMERCIAL

RAPPORT/CHARGE DE TRAVAIL DES AGENTS
TRIMESTRE 3 DE L'EXERCISE 1994

REGION : ÉTATS UNIS

	NOMBRE	%TEMPS-OFFIC.		TEMPS-TOTAL
		CDIENS	ENG/SP	PERS-TRIM
A. DEMANDES/SERV/EXPORT/COMM				
DU CANADA :	8328	12.78	22.55	19.52
DES TERRITOIRES :	5934	10.15	15.06	13.65
B. VISITES A DES CLIENTS DS TERRITOIRE :	1450	9.50	6.67	7.95
C. POLITIQUE COMMERCIALE/EXPORTATIONS				
FOIRES :	98	3.34	5.29	4.71
PROJETS ET ACTIVITES				
MISSIONS :	70	2.31	7.12	5.51
CONF SEMINAIRES :	184	5.60	4.07	4.78
AUTRES :	87	1.68	1.41	1.56
D. RAPPORTS SUR LE COMMERCIAUX/				
L'ECON/LES FINANANCES				
DEM PAR L'AC :	39	1.55	0.64	1.01
INIT DE LA MISS :	150	3.65	2.43	2.97
E. ACTIVITES EN MATIERE DE COMMUNICATIONS :	350	4.23	1.23	2.41
F. INVESTISSEMENT				
DU CANADA :	232	1.73	1.53	1.66
DEMANDES DE RENSEIGNEMENTS				
DES TERRITOIRE :	183	2.28	1.87	2.09
G. PROG. D'APPORT TECHNOLOGIQUES				
DEMANDES SERVICE				
CANADA :	101	1.07	0.46	0.71
CONTACTS ETABLIS :	81	0.71	0.33	0.49
H. PARTIC. A DES ACTIV. A L'EXTER. DE LA MISS :		1.71	2.32	2.16
I. DEMANDES DE SERVICES PROVENANT				
D'AUTRES SOURCES				
ONG :	107	1.68	0.50	0.97
GOUV'T HOTE :	136	1.50	0.83	1.11
AUTRES MIN. :	185	1.97	0.95	1.37
PROV./MUN. :	273	2.10	2.01	2.11
J. ADMINISTRATION: GESTION DU PROGR. & ADMIN. :		19.92	2.96	9.50
CONGES, DEVELOPPEMENT PROF :		5.71	5.23	5.57
K. SERVICES A D'AUTRE PROGRAMMES DE LA MISSION :		3.94	0.44	1.79
L. TOURISM PROGRAM ACTIVITIES :		0.78	14.00	9.40
***** TOTAUX *****		99.89	99.90	103.00

NOMBRE/VISITES/GENS D'AFFAIRS (PUBLIC SECTOR)	DU CANADA :	246
	DE TERRIT :	473
NOMBRE/VISITES/GENS D'AFFAIRS (PRIVATE SECTOR)	DU CANADA :	2162
	DE TERRIT :	1340

NOMBRE/DEMANDES/PDME/OBSERVATIONS	:	237
-----------------------------------	---	-----

NOMBRE/POSTES REMPLIS PAR LES AGENTS	- CANADIENS :	38
	- ENGAGES SUR PLACE :	65

19/05/95 Affaires Étrangères et du Commerce International

TSRPT02F

SUIVI COMMERCIAL

RAPPORT/CHARGE DE TRAVAIL DES AGENTS
TRIMESTRE 3 DE L'EXERCISE 1994

MISSION : ATLANTA

	NOMBRE	%TEMPS-OFFIC. CDIENS	ENG/SP	TEMPS-TOTAL PERS-TRIM
A.DEMANDES/SERV/EXPORT/COMM				
DU CANADA :	930	9.80	18.80	1.43
DES TERRITOIRES :	1083	12.80	22.60	1.77
B.VISITES A DES CLIENTS DS TERRITOIRE :	213	6.00	11.40	0.87
C.POLITIQUE COMMERCIALE/EXPORTATIONS				
PROJETS ET ACTIVITES				
FOIRES :	19	6.00	7.20	0.66
MISSIONS :	8	4.00	5.40	0.47
CONF SEMINAIRES :	28	5.20	3.20	0.42
AUTRES :	5	1.00	0.40	0.07
D.RAPPORTS SUR LE COMMERCIAUX/ L'ECON/LES FINANANCES				
DEM PAR L'AC :	5	1.00	1.00	0.10
INIT DE LA MISS :	22	7.80	2.20	0.50
E.ACTIVITES EN MATIERE DE COMMUNICATIONS :	25	9.00	1.60	0.53
F.INVESTISSEMENT				
DEMANDES DE RENSEIGNEMENTS				
DU CANADA :	99	1.60	1.80	0.17
DES TERRITOIRE :	0	0.00	0.00	0.00
G.PROG. D'APPORT TECHNOLOGIQUES				
DEMANDES SERVICE				
CANADA :	45	0.00	2.40	0.12
CONTACTS ETABLIS :	14	0.00	1.00	0.05
H.PARTIC. A DES ACTIV. A L'EXTER. DE LA MISS :		1.80	3.00	0.24
I.DEMANDES DE SERVICES PROVENANT D'AUTRES SOURCES				
ONG :	6	1.00	0.40	0.07
GOUV'T HOTE :	15	1.00	0.80	0.09
AUTRES MIN. :	5	1.80	0.60	0.12
PROV./MUN. :	28	2.60	0.80	0.17
J.ADMINISTRATION: GESTION DU PROGR. & ADMIN. :		14.60	8.20	1.14
CONGES, DEVELOPPEMENT PROF :		4.40	5.40	0.49
K.SERVICES A D'AUTRE PROGRAMMES DE LA MISSION :		6.20	1.80	0.40
L.TOURISM PROGRAM ACTIVITIES :		2.40	0.00	0.12
***** TOTAUX *****		100.00	100.00	10.00

NOMBRE/VISITES/GENS D'AFFAIRS (PUBLIC SECTOR)	DU CANADA :	19
	DE TERRIT :	34
NOMBRE/VISITES/GENS D'AFFAIRS (PRIVATE SECTOR)	DU CANADA :	476
	DE TERRIT :	467

NOMBRE/DEMANDES/PDME/OBSERVATIONS : 55

NOMBRE/POSTES REMPLIS PAR LES AGENTS	- CANADIENS :	5
	- ENGAGES SUR PLACE :	5

19/05/95

Affaires Étrangères et du Commerce International

TSRPT02F

SUIVI COMMERCIAL

RAPPORT/CHARGE DE TRAVAIL DES AGENTS
TRIMESTRE 3 DE L'EXERCISE 1994

MISSION : BOSTON

	NOMBRE	%TEMPS-OFFIC. CDIENS	ENG/SP	TEMPS-TOTAL PERS-TRIM
A.DEMANDES/SERV/EXPORT/COMM				
DU CANADA :	834	13.25	37.60	2.41
DES TERRITOIRES :	277	11.75	15.00	1.22
B.VISITES A DES CLIENTS DS TERRITOIRE :	53	1.75	8.20	0.48
C.POLITIQUE COMMERCIALE/EXPORTATIONS				
FOIRES :	6	2.25	4.60	0.32
PROJETS ET ACTIVITES				
MISSIONS :	15	6.00	11.20	0.80
CONF SEMINAIRES :	9	3.00	3.40	0.29
AUTRES :	2	0.00	2.40	0.12
D.RAPPORTS SUR LE COMMERCIAUX/				
DEM PAR L'AC :	6	4.00	0.60	0.19
L'ECON/LES FINANANCES				
INIT DE LA MISS :	7	4.50	0.40	0.20
E.ACTIVITES EN MATIERE DE COMMUNICATIONS :	19	8.00	1.20	0.38
F.INVESTISSEMENT				
DU CANADA :	12	6.75	0.80	0.31
DEMANDES DE RENSEIGNEMENTS				
DES TERRITOIRE :	5	1.50	1.60	0.14
G.PROG. D'APPORT TECHNOLOGIQUES				
CANADA :	6	5.25	0.40	0.23
DEMANDES SERVICE				
CONTACTS ETABLIS :	17	2.25	1.40	0.16
H.PARTIC. A DES ACTIV. A L'EXTER. DE LA MISS :		1.25	1.00	0.10
I.DEMANDES DE SERVICES PROVENANT				
D'AUTRES SOURCES				
ONG :	6	5.50	0.00	0.22
GOUV'T HOTE :	25	5.00	4.20	0.41
AUTRES MIN. :	31	6.75	1.60	0.35
PROV./MUN. :	12	2.75	1.40	0.18
J.ADMINISTRATION: GESTION DU PROGR. & ADMIN. :		3.50	0.60	0.17
CONGES, DEVELOPPEMENT PROF :		1.75	1.40	0.14
K.SERVICES A D'AUTRE PROGRAMMES DE LA MISSION :		2.75	1.00	0.16
L.TOURISM PROGRAM ACTIVITIES :		0.50	0.00	0.02
***** TOTAUX *****		100.00	100.00	9.00

NOMBRE/VISITES/GENS D'AFFAIRS (PUBLIC SECTOR)	DU CANADA :	44
	DE TERRIT :	9
NOMBRE/VISITES/GENS D'AFFAIRS (PRIVATE SECTOR)	DU CANADA :	142
	DE TERRIT :	78

NOMBRE/DEMANDES/PDME/OBSERVATIONS	:	17
-----------------------------------	---	----

NOMBRE/POSTES REMPLIS PAR LES AGENTS	- CANADIENS :	4
	- ENGAGES SUR PLACE :	5

19/05/95

Affaires Étrangères et du Commerce International

TSRPT02F

SUIVI COMMERCIAL

RAPPORT/CHARGE DE TRAVAIL DES AGENTS
TRIMESTRE 3 DE L'EXERCISE 1994

MISSION : BUFFALO

	NOMBRE	%TEMPS-OFFIC.		TEMPS-TOTAL
		CDIENS	ENG/SP	PERS-TRIM
A. DEMANDES/SERV/EXPORT/COMM				
DU CANADA :	736	35.00	20.42	1.78
DES TERRITOIRES :	160	5.00	8.57	0.65
B. VISITES A DES CLIENTS DS TERRITOIRE :	62	30.00	3.42	0.54
C. POLITIQUE COMMERCIALE/EXPORTATIONS				
PROJETS ET ACTIVITES				
FOIRES :	7	2.00	3.71	0.28
MISSIONS :	12	0.00	13.00	0.91
CONF SEMINAIRES :	18	0.00	7.42	0.52
AUTRES :	9	0.00	2.57	0.18
D. RAPPORTS SUR LE COMMERCIAUX/				
L'ECON/LES FINANANCES				
DEM PAR L'AC :	0	0.00	0.00	0.00
INIT DE LA MISS :	6	3.00	0.57	0.07
E. ACTIVITES EN MATIERE DE COMMUNICATIONS :	7	2.00	0.71	0.07
F. INVESTISSEMENT				
DEMANDES DE RENSEIGNEMENTS				
DU CANADA :	8	0.00	1.14	0.08
DES TERRITOIRE :	12	0.00	1.14	0.08
G. PROG. D'APPORT TECHNOLOGIQUES				
DEMANDES SERVICE				
CANADA :	0	0.00	0.00	0.00
CONTACTS ETABLIS :	0	0.00	0.00	0.00
H. PARTIC. A DES ACTIV. A L'EXTER. DE LA MISS :		0.00	1.00	0.07
I. DEMANDES DE SERVICES PROVENANT				
D'AUTRES SOURCES				
ONG :	4	0.00	0.14	0.01
GOUV'T HOTE :	2	2.00	0.14	0.03
AUTRES MIN. :	7	0.00	0.71	0.05
PROV./MUN. :	32	3.00	4.28	0.33
J. ADMINISTRATION: GESTION DU PROGR. & ADMIN. :		10.00	1.00	0.17
CONGES, DEVELOPPEMENT PROF :		3.00	1.42	0.13
K. SERVICES A D'AUTRE PROGRAMMES DE LA MISSION :		5.00	0.00	0.05
L. TOURISM PROGRAM ACTIVITIES :		0.00	28.57	2.00
***** TOTAUX *****		100.00	99.93	8.00

NOMBRE/VISITES/GENS D'AFFAIRS (PUBLIC SECTOR) DU CANADA : 8
DE TERRIT : 0
NOMBRE/VISITES/GENS D'AFFAIRS (PRIVATE SECTOR) DU CANADA : 126
DE TERRIT : 22

NOMBRE/DEMANDES/PDME/OBSERVATIONS : 16

NOMBRE/POSTES REMPLIS PAR LES AGENTS - CANADIENS : 1
- ENGAGES SUR PLACE : 7

19/05/95

Affaires Étrangères et du Commerce International

TSRPT02F

SUIVI COMMERCIAL

RAPPORT/CHARGE DE TRAVAIL DES AGENTS
TRIMESTRE 3 DE L'EXERCISE 1994

MISSION : CHICAGO

	NOMBRE	%TEMPS-OFFIC. CDIENS	ENG/SP	TEMPS-TOTAL PERS-TRIM
A.DEMANDES/SERV/EXPORT/COMM				
DU CANADA	: 756	1.50	19.16	1.18
DES TERRITOIRES	: 847	3.50	18.66	1.19
B.VISITES A DES CLIENTS DS TERRITOIRE	: 123	15.00	7.33	0.74
C.POLITIQUE COMMERCIALE/EXPORTATIONS				
FOIRES	: 18	0.00	9.00	0.54
PROJETS ET ACTIVITES				
MISSIONS	: 1	0.50	4.33	0.27
CONF SEMINAIRES	: 30	3.50	4.66	0.35
AUTRES	: 25	5.50	1.33	0.19
D.RAPPORTS SUR LE COMMERCIAUX/				
L'ECON/LES FINANANCES				
DEM PAR L'AC	: 5	0.00	0.33	0.02
INIT DE LA MISS	: 10	0.50	1.83	0.12
E.ACTIVITES EN MATIERE DE COMMUNICATIONS	: 51	6.50	5.83	0.48
F.INVESTISSEMENT				
DU CANADA	: 30	2.00	2.50	0.19
DEMANDES DE RENSEIGNEMENTS				
DES TERRITOIRE	: 9	2.00	3.00	0.22
G.PROG. D'APPORT TECHNOLOGIQUES				
DEMANDES SERVICE				
CANADA	: 5	0.00	0.50	0.03
CONTACTS ETABLIS	: 0	0.00	0.00	0.00
H.PARTIC. A DES ACTIV. A L'EXTER. DE LA MISS	: 0	0.00	1.33	0.08
I.DEMANDES DE SERVICES PROVENANT				
D'AUTRES SOURCES				
ONG	: 10	0.00	1.00	0.06
GOUV'T HOTE	: 3	1.00	0.16	0.03
AUTRES MIN.	: 16	0.00	3.66	0.22
PROV./MUN.	: 69	5.50	5.00	0.41
J.ADMINISTRATION: GESTION DU PROGR. & ADMIN.	: 38.00	4.83	1.05	
CONGES, DEVELOPPEMENT PROF	: 5.50	4.33	0.37	
K.SERVICES A D'AUTRE PROGRAMMES DE LA MISSION	: 6.50	1.16	0.20	
L.TOURISM PROGRAM ACTIVITIES	: 3.00	0.00	0.06	
***** TOTAUX *****		100.00	99.93	8.00

NOMBRE/VISITES/GENS D'AFFAIRS (PUBLIC SECTOR) DU CANADA : 9

DE TERRIT : 5

NOMBRE/VISITES/GENS D'AFFAIRS (PRIVATE SECTOR) DU CANADA : 287

DE TERRIT : 104

NOMBRE/DEMANDES/PDME/OBSERVATIONS : 32

NOMBRE/POSTES REMPLIS PAR LES AGENTS - CANADIENS : 2

- ENGAGES SUR PLACE: 6

19/05/95

Affaires Étrangères et du Commerce International

TSRPT02F

SUIVI COMMERCIAL

RAPPORT/CHARGE DE TRAVAIL DES AGENTS
TRIMESTRE 3 DE L'EXERCISE 1994

MISSION : DETROIT

	NOMBRE	%TEMPS-OFFIC.		TEMPS-TOTAL
		CDIENS	ENG/SP	PERS-TRIM
A. DEMANDES/SERV/EXPORT/COMM				
DU CANADA :	974	11.60	30.00	2.08
DES TERRITOIRES :	743	9.20	16.40	1.28
B. VISITES A DES CLIENTS DS TERRITOIRE :	98	12.00	7.20	0.96
C. POLITIQUE COMMERCIALE/EXPORTATIONS				
FOIRES :	8	1.60	9.80	0.57
PROJETS ET ACTIVITES				
MISSIONS :	5	1.60	7.20	0.44
CONF SEMINAIRES :	7	2.80	3.60	0.32
AUTRES :	5	5.00	0.60	0.28
D. RAPPORTS SUR LE COMMERCIAUX/ L'ECON/LES FINANANCES				
DEM PAR L'AC :	1	2.20	0.00	0.11
INIT DE LA MISS :	7	2.40	0.40	0.14
E. ACTIVITES EN MATIERE DE COMMUNICATIONS :	0	1.00	0.00	0.05
F. INVESTISSEMENT				
DU CANADA :	26	0.80	2.60	0.17
DEMANDES DE RENSEIGNEMENTS				
DES TERRITOIRE :	37	1.60	3.20	0.24
G. PROG. D'APPORT TECHNOLOGIQUES				
CANADA :	18	2.40	0.00	0.12
DEMANDES SERVICE				
CONTACTS ETABLIS :	33	3.00	0.00	0.15
H. PARTIC. A DES ACTIV. A L'EXTER. DE LA MISS :		2.80	0.00	0.14
I. DEMANDES DE SERVICES PROVENANT				
D'AUTRES SOURCES				
ONG :	8	0.00	2.60	0.13
GOUV'T HOTE :	37	1.00	2.40	0.17
AUTRES MIN. :	20	1.20	0.80	0.10
PROV./MUN. :	17	1.80	0.80	0.13
J. ADMINISTRATION: GESTION DU PROGR. & ADMIN. :		28.40	11.60	2.00
CONGES, DEVELOPPEMENT PROF :		3.80	0.80	0.23
K. SERVICES A D'AUTRE PROGRAMMES DE LA MISSION :		1.80	0.00	0.09
L. TOURISM PROGRAM ACTIVITIES :		2.00	0.00	0.10
***** TOTAUX *****		100.00	100.00	10.00

NOMBRE/VISITES/GENS D'AFFAIRS (PUBLIC SECTOR)	DU CANADA :	23
	DE TERRIT :	22
NOMBRE/VISITES/GENS D'AFFAIRS (PRIVATE SECTOR)	DU CANADA :	49
	DE TERRIT :	35

NOMBRE/DEMANDES/PDME/OBSERVATIONS	:	9
-----------------------------------	---	---

NOMBRE/POSTES REMPLIS PAR LES AGENTS	- CANADIENS :	5
	- ENGAGES SUR PLACE :	5

19/05/95 Affaires Étrangères et du Commerce International

TSRPT02F

SUIVI COMMERCIAL

RAPPORT/CHARGE DE TRAVAIL DES AGENTS
TRIMESTRE 3 DE L'EXERCISE 1994

MISSION : LOS ANGELES

	NOMBRE	%TEMPS-OFFIC.		TEMPS-TOTAL
		CDIENS	ENG/SP	PERS-TRIM
A.DEMANDES/SERV/EXPORT/COMM				
DU CANADA :	952	13.33	18.88	2.50
DES TERRITOIRES :	1020	13.33	13.88	2.05
B.VISITES A DES CLIENTS DS TERRITOIRE :	430	10.00	10.00	1.50
C.POLITIQUE COMMERCIALE/EXPORTATIONS				
PROJETS ET ACTIVITES				
FOIRES :	5	5.00	7.77	1.00
MISSIONS :	1	0.00	2.22	0.20
CONF SEMINAIRES :	6	5.00	7.77	1.00
AUTRES :	2	0.00	2.22	0.20
D.RAPPORTS SUR LE COMMERCIAUX/				
L'ECON/LES FINANANCES				
DEM PAR L'AC :	6	1.66	2.22	0.30
INIT DE LA MISS :	28	3.33	3.33	0.50
E.ACTIVITES EN MATIERE DE COMMUNICATIONS :	13	3.33	0.55	0.25
F.INVESTISSEMENT				
DEMANDES DE RENSEIGNEMENTS				
DU CANADA :	18	1.66	1.11	0.20
DES TERRITOIRE :	43	4.16	2.22	0.45
G.PROG. D'APPORT TECHNOLOGIQUES				
DEMANDES SERVICE				
CANADA :	3	0.00	1.11	0.10
CONTACTS ETABLIS :	1	0.00	1.11	0.10
H.PARTIC. A DES ACTIV. A L'EXTER. DE LA MISS :		2.50	4.44	0.55
I.DEMANDES DE SERVICES PROVENANT				
D'AUTRES SOURCES				
ONG :	5	1.66	1.11	0.20
GOUV'T HOTE :	3	0.83	0.55	0.10
AUTRES MIN. :	7	0.83	1.11	0.15
PROV./MUN. :	26	1.66	3.33	0.40
J.ADMINISTRATION: GESTION DU PROGR. & ADMIN. :		20.00	0.55	1.25
CONGES, DEVELOPPEMENT PROF :		5.00	14.44	1.60
K.SERVICES A D'AUTRE PROGRAMMES DE LA MISSION :		6.66	0.00	0.40
L.TOURISM PROGRAM ACTIVITIES :		0.00	0.00	0.00
***** TOTAUX *****		99.94	99.92	15.00

NOMBRE/VISITES/GENS D'AFFAIRS (PUBLIC SECTOR)	DU CANADA :	43
	DE TERRIT :	16
NOMBRE/VISITES/GENS D'AFFAIRS (PRIVATE SECTOR)	DU CANADA :	346
	DE TERRIT :	178

NOMBRE/DEMANDES/PDME/OBSERVATIONS : 52

NOMBRE/POSTES REMPLIS PAR LES AGENTS	- CANADIENS :	6
	- ENGAGES SUR PLACE :	9

19/05/95

Affaires Étrangères et du Commerce International

TSRPT02F

SUIVI COMMERCIAL

RAPPORT/CHARGE DE TRAVAIL DES AGENTS
TRIMESTRE 3 DE L'EXERCISE 1994

MISSION : MINNEAPOLIS

	NOMBRE	%TEMPS-OFFIC. CDIENS	ENG/SP	TEMPS-TOTAL PERS-TRIM
A.DEMANDES/SERV/EXPORT/COMM				
DU CANADA :	543	14.00	17.75	0.99
DES TERRITOIRES :	295	3.50	19.00	0.83
B.VISITES A DES CLIENTS DS TERRITOIRE :	146	2.00	9.50	0.42
C.POLITIQUE COMMERCIALE/EXPORTATIONS				
PROJETS ET ACTIVITES				
FOIRES :	5	3.00	3.25	0.19
MISSIONS :	3	0.00	6.50	0.26
CONF SEMINAIRES :	10	6.50	2.50	0.23
AUTRES :	5	3.50	0.25	0.08
D.RAPPORTS SUR LE COMMERCIAUX/ L'ECON/LES FINANANCES				
DEM PAR L'AC :	11	1.00	2.25	0.11
INIT DE LA MISS :	14	1.00	3.25	0.15
E.ACTIVITES EN MATIERE DE COMMUNICATIONS :	20	8.00	1.25	0.21
F.INVESTISSEMENT				
DEMANDES DE RENSEIGNEMENTS				
DU CANADA :	4	0.50	1.75	0.08
DES TERRITOIRE :	11	0.00	5.00	0.20
G.PROG. D'APPORT TECHNOLOGIQUES				
DEMANDES SERVICE				
CANADA :	2	0.00	0.25	0.01
CONTACTS ETABLIS :	0	0.00	0.00	0.00
H.PARTIC. A DES ACTIV. A L'EXTER. DE LA MISS :		5.00	7.50	0.40
I.DEMANDES DE SERVICES PROVENANT D'AUTRES SOURCES				
ONG :	2	0.00	0.25	0.01
GOUV'T HOTE :	11	1.00	1.25	0.07
AUTRES MIN. :	7	0.50	1.25	0.06
PROV./MUN. :	31	2.00	4.50	0.22
J.ADMINISTRATION: GESTION DU PROGR. & ADMIN.		32.50	3.25	0.78
CONGES, DEVELOPPEMENT PROF :		5.00	7.00	0.38
K.SERVICES A D'AUTRE PROGRAMMES DE LA MISSION :		11.00	2.00	0.30
L.TOURISM PROGRAM ACTIVITIES :		0.00	0.50	0.02
***** TOTAUX *****		100.00	100.00	6.00

NOMBRE/VISITES/GENS D'AFFAIRS (PUBLIC SECTOR)	DU CANADA :	7
	DE TERRIT :	17
NOMBRE/VISITES/GENS D'AFFAIRS (PRIVATE SECTOR)	DU CANADA :	12
	DE TERRIT :	152

NOMBRE/DEMANDES/PDME/OBSERVATIONS	:	16
-----------------------------------	---	----

NOMBRE/POSTES REMPLIS PAR LES AGENTS	- CANADIENS :	2
	- ENGAGES SUR PLACE :	4

19/05/95

Affaires Étrangères et du Commerce International

TSRPT02F

SUIVI COMMERCIAL

RAPPORT/CHARGE DE TRAVAIL DES AGENTS
TRIMESTRE 3 DE L'EXERCISE 1994

MISSION : SEATTLE

	NOMBRE	%TEMPS- CDIENS	OFFIC. ENG/SP	TEMPS-TOTAL PERS-TRIM
A.DEMANDES/SERV/EXPORT/COMM				
DU CANADA :	717	15.00	19.62	1.87
DES TERRITOIRES :	414	13.50	6.25	0.77
B.VISITES A DES CLIENTS DS TERRITOIRE :	93	14.00	3.25	0.54
C.POLITIQUE COMMERCIALE/EXPORTATIONS				
FOIRES :	10	2.00	2.12	0.21
PROJETS ET ACTIVITES				
MISSIONS :	5	0.50	6.62	0.54
CONF SEMINAIRES :	10	7.50	1.62	0.28
AUTRES :	4	2.50	0.25	0.07
D.RAPPORTS SUR LE COMMERCIAUX/				
L'ECON/LES FINANANCES				
DEM PAR L'AC :	1	1.00	0.12	0.03
INIT DE LA MISS :	14	5.00	1.12	0.19
E.ACTIVITES EN MATIERE DE COMMUNICATIONS :	9	2.50	0.00	0.05
F.INVESTISSEMENT				
DU CANADA :	10	0.50	0.12	0.02
DEMANDES DE RENSEIGNEMENTS				
DES TERRITOIRE :	15	0.50	0.37	0.04
G.PROG. D'APPORT TECHNOLOGIQUES				
DEMANDES SERVICE				
CANADA :	3	2.50	0.12	0.06
CONTACTS ETABLIS :	0	0.00	0.00	0.00
H.PARTIC. A DES ACTIV. A L'EXTER. DE LA MISS :		0.00	3.12	0.25
I.DEMANDES DE SERVICES PROVENANT				
D'AUTRES SOURCES				
ONG :	8	3.50	0.00	0.07
GOUV'T HOTE :	13	2.50	0.12	0.06
AUTRES MIN. :	7	1.00	0.12	0.03
PROV./MUN. :	17	4.00	0.12	0.09
J.ADMINISTRATION: GESTION DU PROGR. & ADMIN. :		16.00	0.87	0.39
CONGES, DEVELOPPEMENT PROF :		6.00	4.00	0.44
K.SERVICES A D'AUTRE PROGRAMMES DE LA MISSION :		0.00	0.00	0.00
L.TOURISM PROGRAM ACTIVITIES :		0.00	50.00	4.00
***** TOTAUX *****		100.00	99.93	10.00

NOMBRE/VISITES/GENS D'AFFAIRS (PUBLIC SECTOR)	DU CANADA :	36
	DE TERRIT :	30
NOMBRE/VISITES/GENS D'AFFAIRS (PRIVATE SECTOR)	DU CANADA :	485
	DE TERRIT :	134

NOMBRE/DEMANDES/PDME/OBSERVATIONS	:	6
-----------------------------------	---	---

NOMBRE/POSTES REMPLIS PAR LES AGENTS	- CANADIENS :	2
	- ENGAGES SUR PLACE :	8

19/05/95

Affaires Étrangères et du Commerce International

TSRPT02F

SUIVI COMMERCIAL

RAPPORT/CHARGE DE TRAVAIL DES AGENTS
TRIMESTRE 3 DE L'EXERCISE 1994


MISSION : WASHINGTON

	NOMBRE	%TEMPS - OFFIC. CDIENS	ENG/SP	TEMPS - TOTAL PERS - TRIM
A. DEMANDES/SERV/EXPORT/COMM				
DU CANADA :	1377	22.40	20.14	2.53
DES TERRITOIRES :	554	14.20	10.57	1.45
B. VISITES A DES CLIENTS DS TERRITOIRE :	107	4.20	1.85	0.34
C. POLITIQUE COMMERCIALE/EXPORTATIONS				
FOIRES :	13	5.80	1.85	0.42
PROJETS ET ACTIVITES				
MISSIONS :	11	4.80	5.71	0.64
CONF SEMINAIRES :	17	3.20	1.42	0.26
AUTRES :	23	1.20	0.28	0.08
D. RAPPORTS SUR LE COMMERCIAUX/				
L'ECON/LES FINANANCES				
DEM PAR L'AC :	3	0.20	0.28	0.03
INIT DE LA MISS :	24	3.40	6.28	0.61
E. ACTIVITES EN MATIERE DE COMMUNICATIONS :	55	3.00	0.71	0.20
F. INVESTISSEMENT				
DEMANDES DE RENSEIGNEMENTS				
DU CANADA :	15	1.00	0.00	0.05
DES TERRITOIRE :	18	1.60	0.00	0.08
G. PROG. D'APPORT TECHNOLOGIQUES				
DEMANDES SERVICE				
CANADA :	15	0.20	0.00	0.01
CONTACTS ETABLIS :	8	0.20	0.00	0.01
H. PARTIC. A DES ACTIV. A L'EXTER. DE LA MISS :		1.40	3.00	0.28
I. DEMANDES DE SERVICES PROVENANT				
D'AUTRES SOURCES				
ONG :	13	1.00	0.00	0.05
GOUV'T HOTE :	26	1.20	0.57	0.10
AUTRES MIN. :	40	1.60	0.42	0.11
PROV./MUN. :	29	2.20	0.14	0.12
J. ADMINISTRATION: GESTION DU PROGR. & ADMIN. :		15.80	1.42	0.89
CONGES, DEVELOPPEMENT PROF :		8.20	2.42	0.58
K. SERVICES A D'AUTRE PROGRAMMES DE LA MISSION :		3.20	0.00	0.16
L. TOURISM PROGRAM ACTIVITIES :		0.00	42.85	3.00
***** TOTAUX *****		100.00	99.91	12.00

NOMBRE/VISITES/GENS D'AFFAIRS (PUBLIC SECTOR)	DU CANADA :	46
	DE TERRIT :	326
NOMBRE/VISITES/GENS D'AFFAIRS (PRIVATE SECTOR)	DU CANADA :	202
	DE TERRIT :	138

NOMBRE/DEMANDES/PDME/OBSERVATIONS : 14

NOMBRE/POSTES REMPLIS PAR LES AGENTS	- CANADIENS :	5
	- ENGAGES SUR PLACE :	7




DOCS
CA1
E8676
T71
October-
December
1994
Copy 1

TRADE AND INDUSTRIAL DEVELOPMENT PROGRAM

QUARTERLY RESULTS AND ACTIVITY REPORT

OCTOBER - DECEMBER 1994
(3rd QUARTER FY 1994 - 95)

NON - CIRCULATING /
CONSULTEUR SUR PLACE



INCLUDING GRAPHICAL SUMMARIES

MARCH 1995

TRADE AND INDUSTRIAL DEVELOPMENT PROGRAM

INTRODUCTION

I. GLOBAL AND REGIONAL SUMMARY
OCTOBER - DECEMBER 1994 (3RD QUARTER FY 1994-95)

II. ACTIVITY SUMMARY QUARTERLY RESULTS

TOTAL TO PRZ TRADE AND
AFRICA & MIDDLE EAST AND
ASIA & PACIFIC ACTIVITY REPORT

EUROPE

LATIN AMERICA & CARIBBEAN

UNITED STATES



OCTOBER - DECEMBER 1994
(3RD QUARTER FY 1994-95)

TRADE INFORMATION SYSTEMS
DIVISION (TPP)

JUNE 1995
DEPARTMENT OF FOREIGN AFFAIRS
AND INTERNATIONAL TRADE CANADA

TABLE OF CONTENTS

INTRODUCTION

I. GLOBAL AND REGIONAL SUMMARY OF PROGRAM RESULTS OCTOBER - DECEMBER (3RD QUARTER FISCAL YEAR 1994-95)

II. ACTIVITY SUMMARIES

- TOTAL TID PROGRAM (GLOBAL)
- AFRICA & MIDDLE EAST
- ASIA & PACIFIC
- EUROPE
- LATIN AMERICA & CARIBBEAN
- UNITED STATES

In each section, wherever it is presented in the following alphabetical order:

- Africa & Middle East
- Asia & Pacific
- Europe
- Latin America & Caribbean
- United States

INTRODUCTION

This quarterly report of the Trade and Industrial Development Program covers the period October through December 1994 and contains information drawn from the TID Program Tracking Component of the Planning and Tracking System. The report is based on the returns that were available up to May 18, 1995 from a total of ninety-two (92) missions in all five major regions abroad.

There are two main sections to this report:

Section I, immediately following, consists of six program results summaries; one for each major region and one for "All Regions", i.e. a global summary. Each page summarizes a respective region:

- business activity reported and highlights of that activity;
- key statistics on trade and investment enquiries;
- number of business visitors.

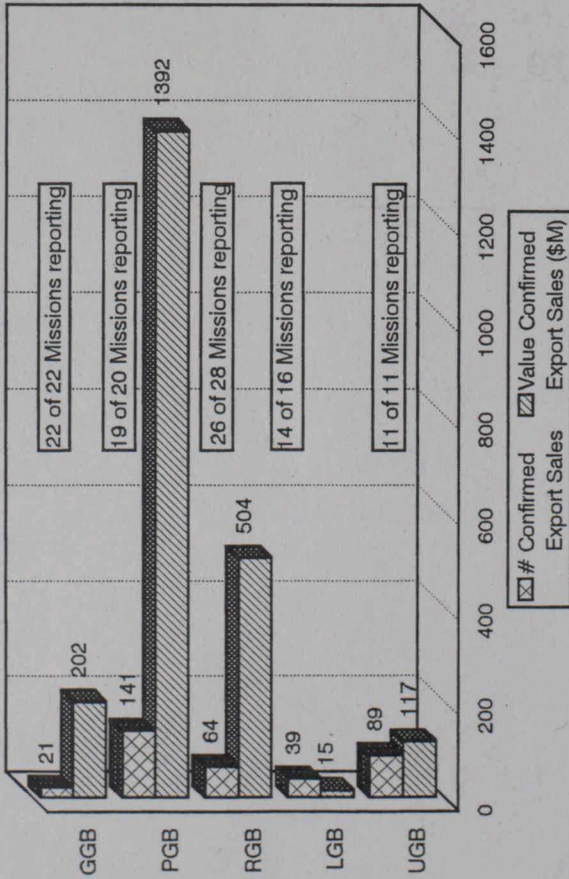
Section II, contains an "Activity Report" for each region and its respective posts. The format of these is identical throughout this section, regardless of the level of geographic aggregation. "Activity" on these reports is broken down into TID program activity (items A through J) and activity relating to other mission programs (item K). For each activity there is an indication of the average time spent on the Trade Program by Canada-based and Locally-engaged trade program officers. There is also a "total time allocation" for each activity which should be read as an indicator of program officer person-years. Finally, each report indicates workload by activity. Tourism activities are also included in this report.

In each section, information is presented in the following (alphabetical) order:

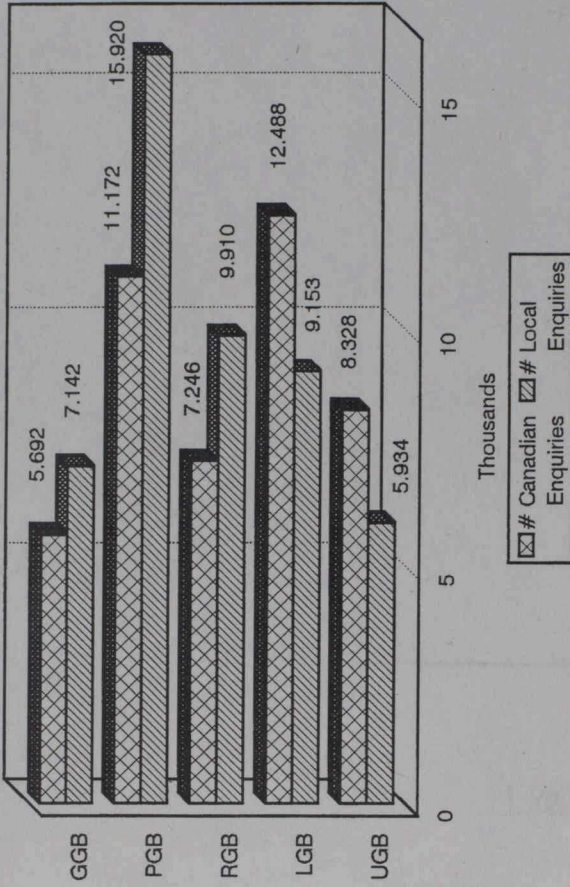
- Africa & Middle East
- Asia & Pacific
- Europe
- Latin America & Caribbean
- United States

All Regions

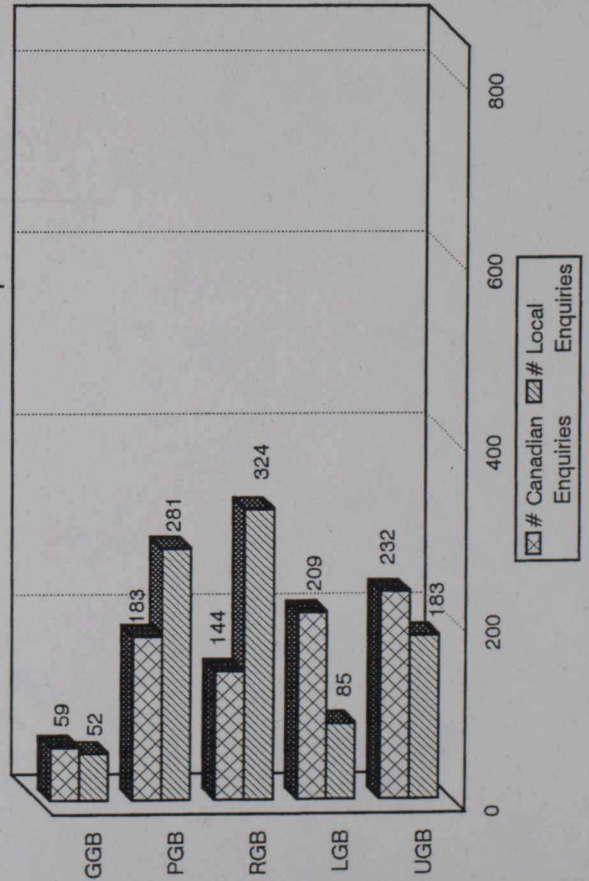
Export Sales



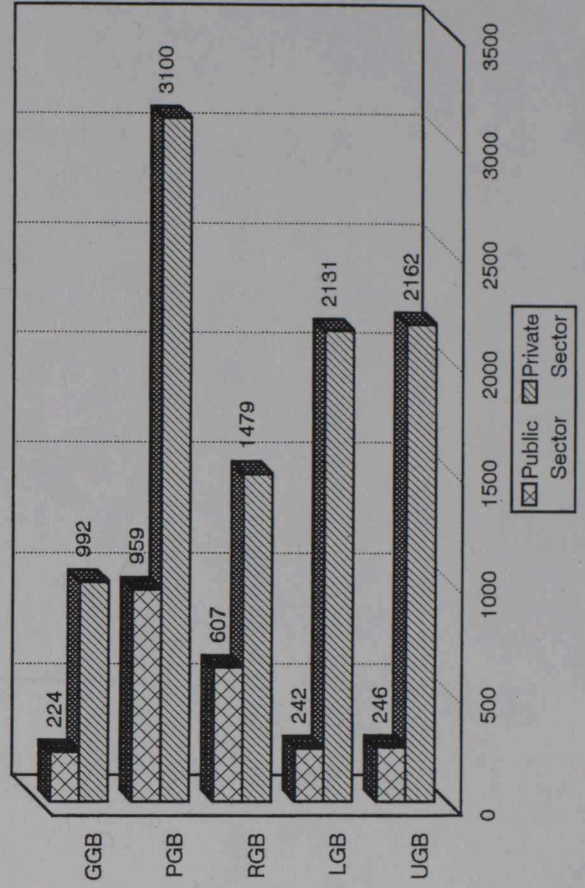
Trade Enquiries



Investment Enquiries



Canadian Business Visitors



PROGRAM RESULTS: ALL REGIONS

BUSINESS ACTIVITY

During the October - December 1994 period, ninety-two posts submitted quarterly reports identifying the following business activities:

- 354 EXPORT SALES WORTH \$2229.92 MILLION
- 67 NEW BUYING CONNECTIONS / 99 AGENCY AGREEMENTS
- 76 NEW JOINT VENTURES WORTH \$841.7 MILLION / 11 LICENSING AGREEMENTS WORTH \$24.5 MILLION
- 8 FOREIGN INDUSTRIAL AND COMMERCIAL INVESTMENTS IN CANADA WORTH \$1335.1 MILLION
- 31 CANADIAN INVESTMENTS ABROAD WORTH \$550 MILLION
- 54 TECHNOLOGY TRANSFERS WORTH \$7.71 MILLION

HIGHLIGHTS:

- \$37.9 Million - Investment in soda and spring water (Chicago)
- \$30 Million - Sale of cellular telephone systems (Tel Aviv)
- \$13 Million - New joint venture virtual reality theme parks (Tokyo)
- \$10.83 Million - Sale of office furniture and fixtures (Atlanta)
- \$9 Million - Sale of microwave system (Helsinki)
- \$4.2 Million - Sale of portable greenhouse (Bombay)
- \$3.5 Million - Sale of waste water treatment equipment (Prague)
- \$1.87 Million - Sale of care consulting (Bridgetown)
- \$1.5 Million - Sale of computer equipment and software (Algiers)
- \$1 Million - New joint venture of pumps and valves (Kingston)

KEY STATISTICS: for the ninety-two posts having submitted a quarterly report

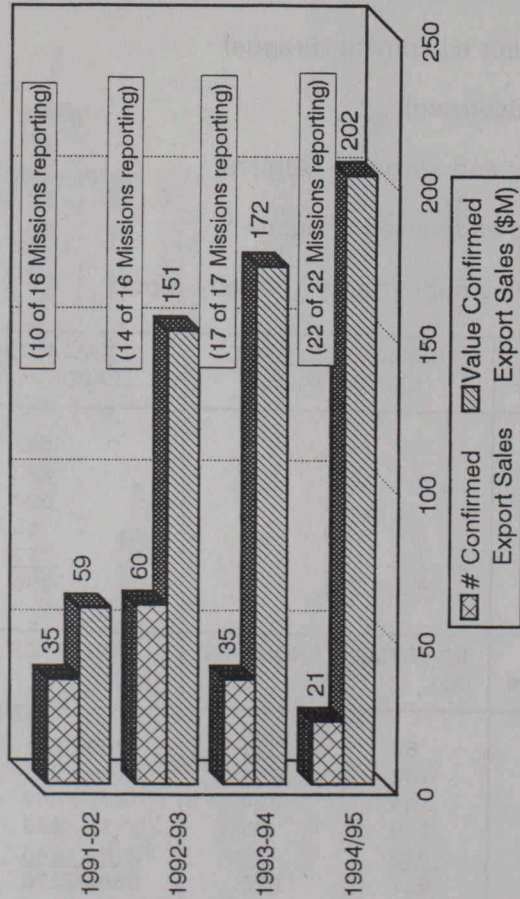
REGIONS	MISSIONS		NUMBER CONFIRMED EXPORT SALES		VALUE CONFIRMED EXPORT SALES (\$M)	
	TOTAL	REPORTING				
Africa & Middle East	22	22	21		202	
Asia & Pacific	20	19	141		1392	
Europe	28	26	64		504	
Latin America & Caribbean	16	14	39		15	
United States	11	11	89		117	
	97	92	354		2230	

REGIONS	TRADE ENQUIRIES		INVESTMENT ENQUIRIES		BUSINESS VISITORS	
	Cdn	Local	Cdn	Local	Cdn Pr / Pub	Loc Pr / Pub
Africa & Middle East	5692	7142	59	52	992 / 224	1979 / 454
Asia & Pacific	11172	15920	183	281	3100 / 959	10251 / 713
Europe	7246	9910	144	324	1479 / 607	2169 / 528
Latin America & Caribbean	12488	9153	209	85	2131 / 242	2347 / 388
United States	8328	5934	232	183	2162 / 246	1340 / 473
	44926	48059	827	925	9864/2278	18086/2556

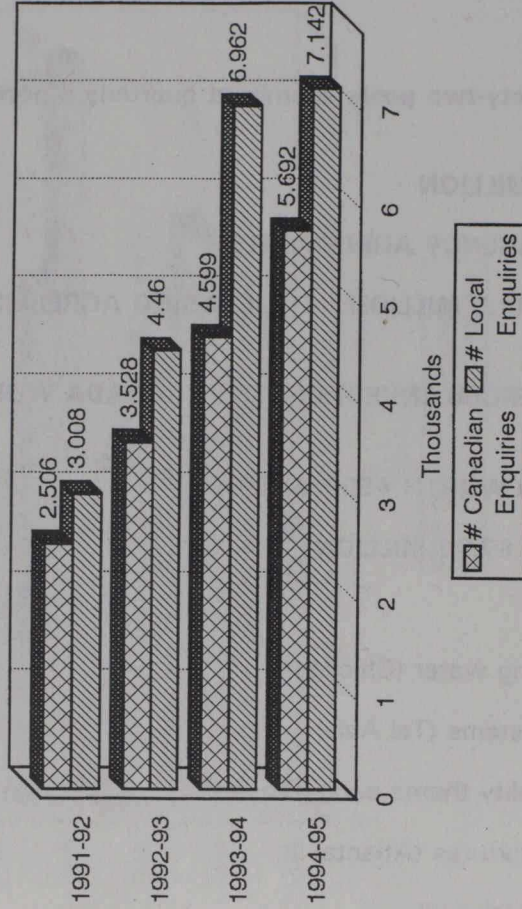
Africa and Middle-East

(3rd Quarter, Year to Year Comparison)

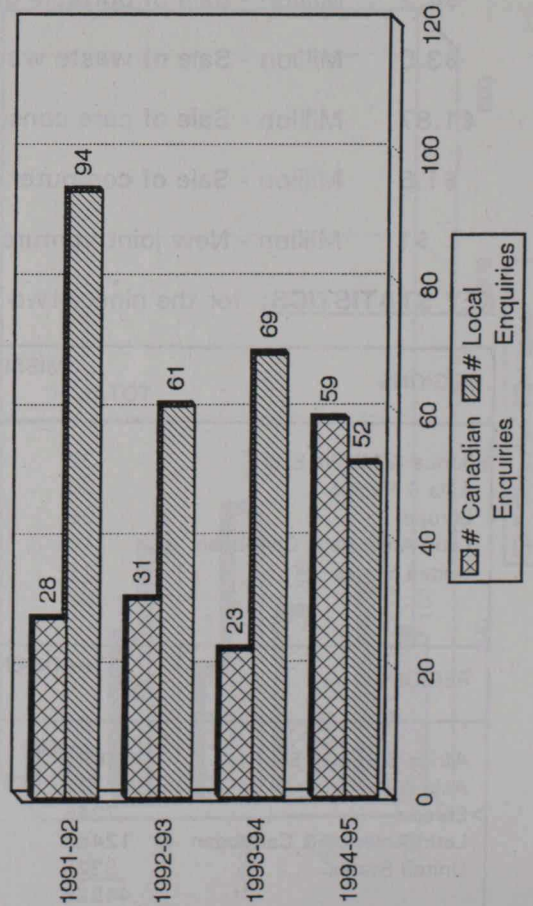
Export Sales



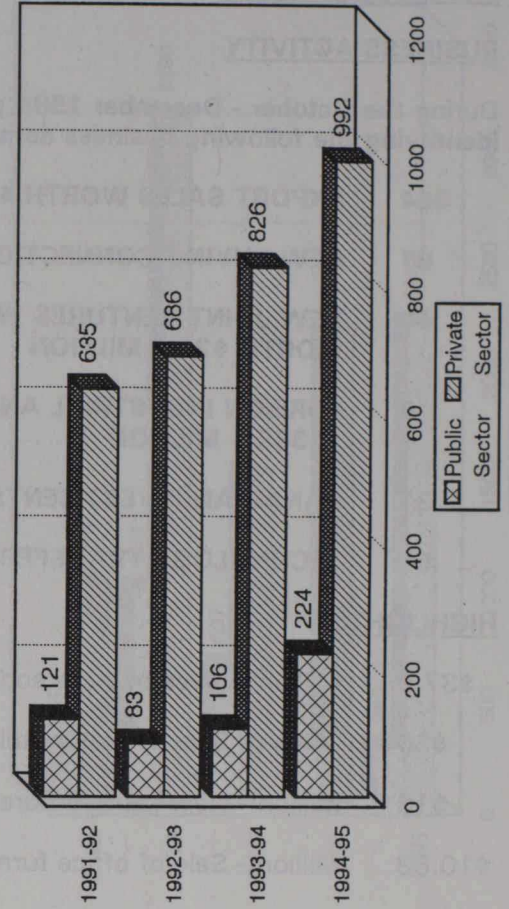
Trade Enquiries



Investment Enquiries



Canadian Business Visitors



PROGRAM RESULTS: AFRICA & MIDDLE-EAST

BUSINESS ACTIVITY

During the October - December 1994 period twenty-two posts reported the following business activity:

- 21 EXPORT SALES WORTH \$202.38 MILLION
- 2 NEW BUYING CONNECTIONS / 6 AGENCY AGREEMENTS
- 2 NEW JOINT VENTURES
- 4 CANADIAN INVESTMENT IN TERRITORY
- 5 TECHNOLOGY TRANSFERS

HIGHLIGHTS:

- \$30 Million - Sale of cellular telephone systems (Tel Aviv)
- \$2.2 Million - Sale of livres and formation (Algiers)
- \$2.1 Million - Sale of newsprint (Cairo)
- \$2 Million - Sale of liner paper (Tel Aviv)
- \$1.5 Million - Sale of pipes (Amman)
- \$1.5 Million - Sale of computer equipment and software (Algiers)

KEY STATISTICS: for the twenty-two posts reporting workload information

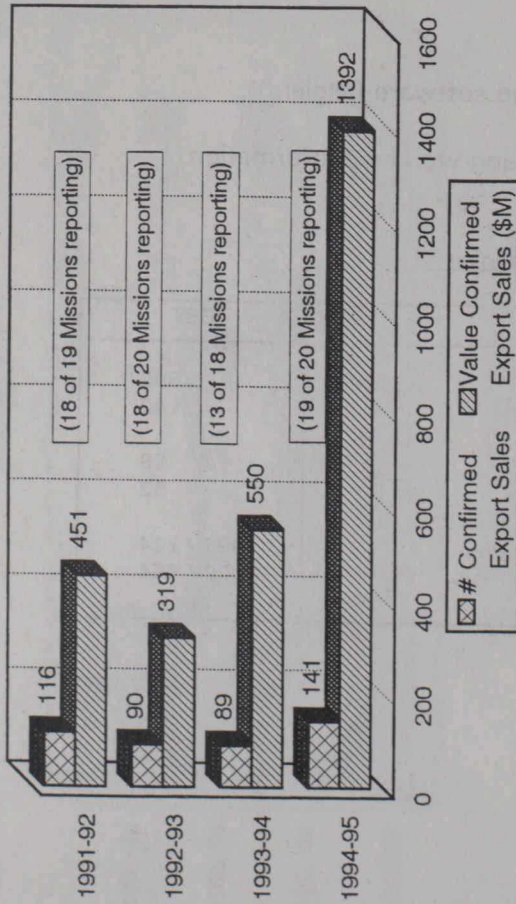
Missions Reporting To

		GBT
No. Trade Enquiries	Cdn	5692
	Local	7142
No. Investment Enquiries	Cdn	59
	Local	52
No. Business Visitors	Cdn Pr / Pub	992 / 224
	Local Pr / Pub	1979 / 454

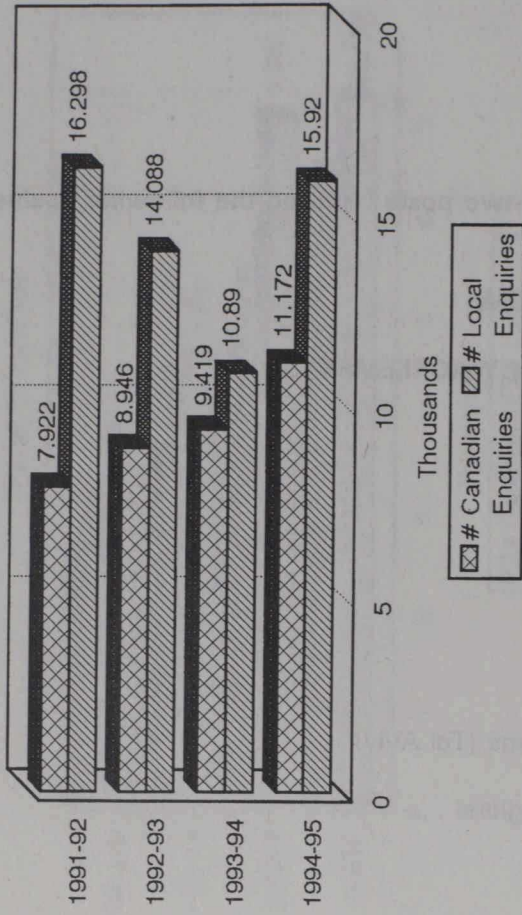
Asia and Pacific

(3rd Quarter, Year to Year Comparison)

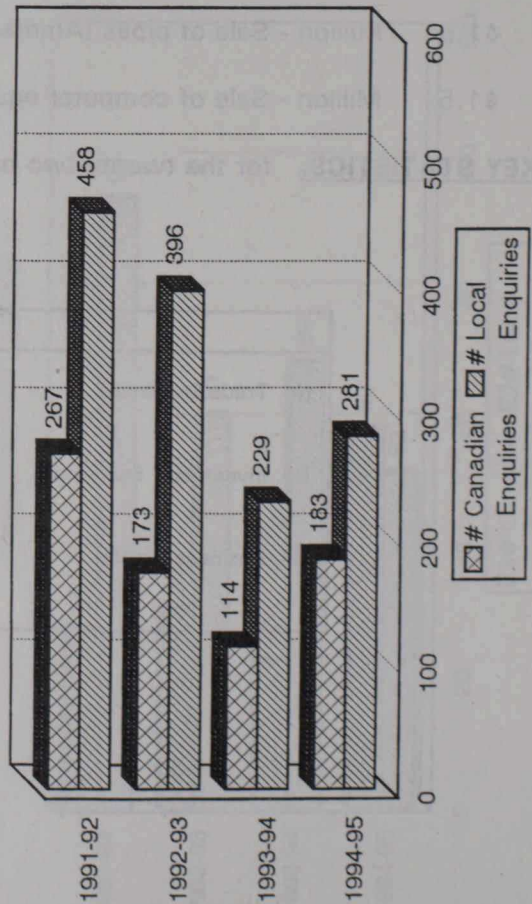
Export Sales



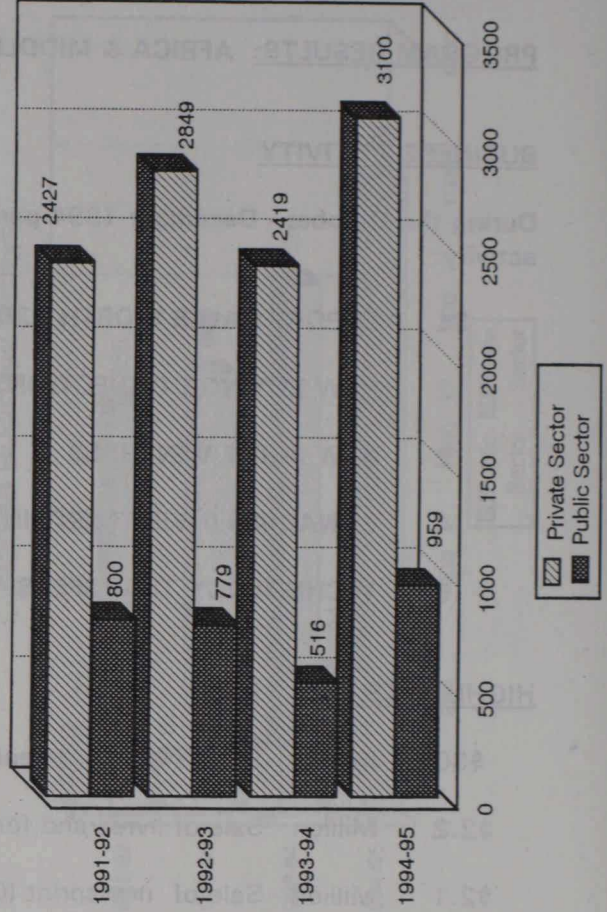
Trade Enquiries



Investment Enquiries



Canadian Business Visitors



PROGRAM RESULTS: ASIA & PACIFIC

BUSINESS ACTIVITY

During the October - December 1994 period nineteen posts reported the following business activity:

- 141 EXPORT SALES WORTH \$1391.96 MILLION
- 14 NEW BUYING CONNECTIONS / 17 AGENCY AGREEMENTS
- 46 NEW JOINT VENTURES WORTH \$830 MILLION / 4 LICENSING AGREEMENTS WORTH \$24.5 MILLION
- 4 FOREIGN INDUSTRIAL AND COMMERCIAL INVESTMENT IN CANADA WORTH \$835.1 MILLION
- 8 CANADIAN INVESTMENTS IN TERRITORY WORTH \$502 MILLION
- 10 TECHNOLOGY TRANSFERS WORTH 5.46 MILLION

HIGHLIGHTS:

- \$800 Million - Territory investment in Canada in nickel mining and processing (Jakarta)
- \$280 Million - New joint venture in military vehicles (Canberra)
- \$200 Million - Sale of Kraft/bleached pulp wood mill (Beijing)
- \$70 Million - Sale of aircraft (CTOT/Taipei)
- \$13 Million - New joint venture in virtual reality theme parks (Tokyo)
- \$4.2 Million - Sale of portable greenhouse (Bombay)

KEY STATISTICS: for the nineteen posts reporting workload information

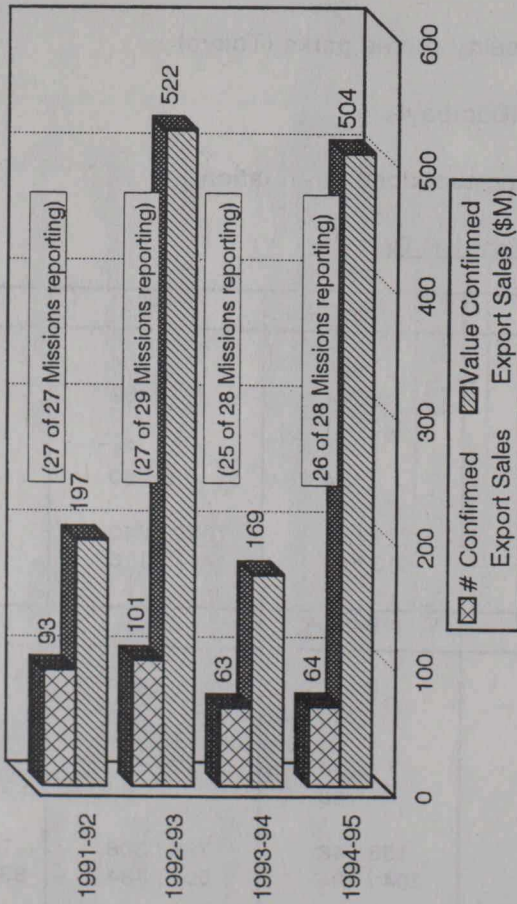
Missions Reporting To

		PSA	PSE	PSP
No. Trade Enquiries	Cdn	885	4704	1035
	Local	2201	4362	940
No. Investment Enquiries	Cdn	16	85	7
	Local	74	30	11
No. Business Visitors	Cdn Pr / Pub	271 / 61	1080 / 240	93 / 22
	Local Pr / Pub	613 / 29	417 / 116	134 / 46
		PKE	PRC	PJP
No. Trade Enquiries	Cdn	1152	1614	1782
	Local	726	712	6979
No. Investment Enquiries	Cdn	24	40	11
	Local	28	86	52
No. Business Visitors	Cdn Pr / Pub	138 / 48	768 / 308	750 / 280
	Local Pr / Pub	204 / 104	507 / 184	8376 / 234

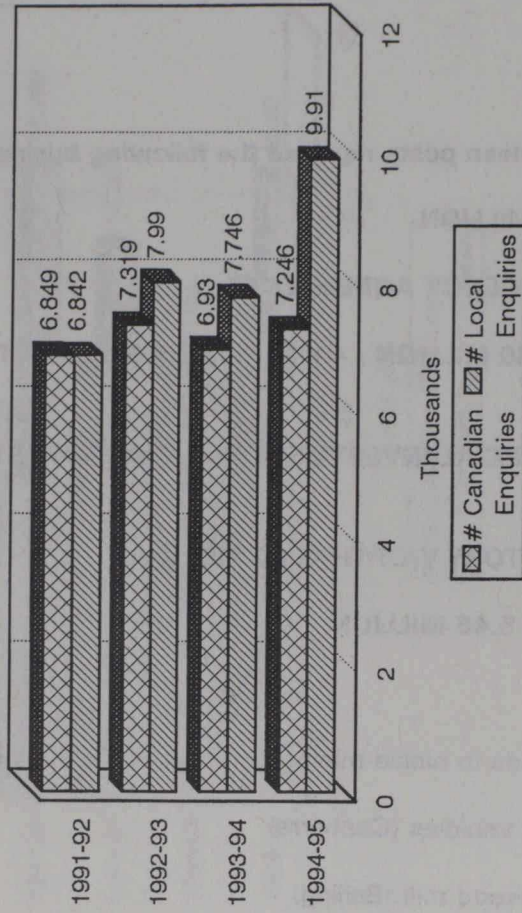
Europe and Multilateral

(3rd Quarter, Year to Year Comparison)

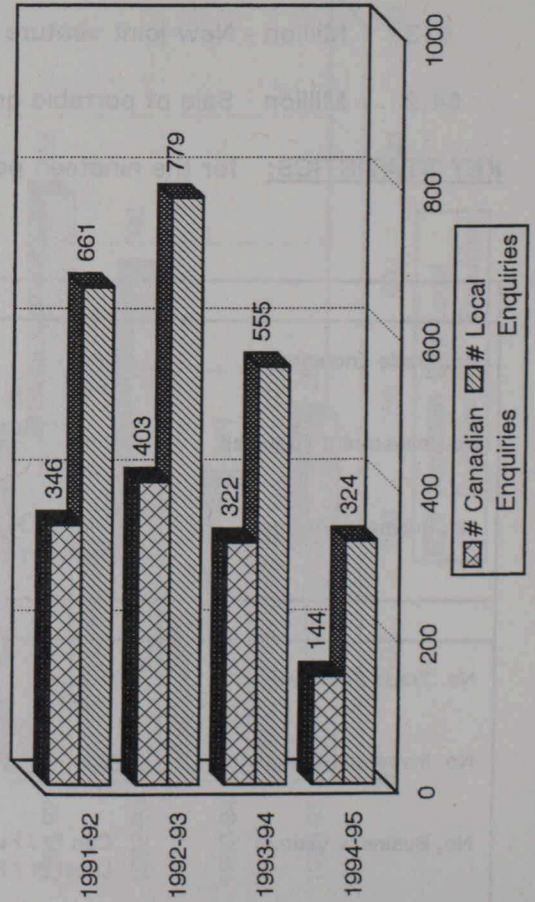
Export Sales



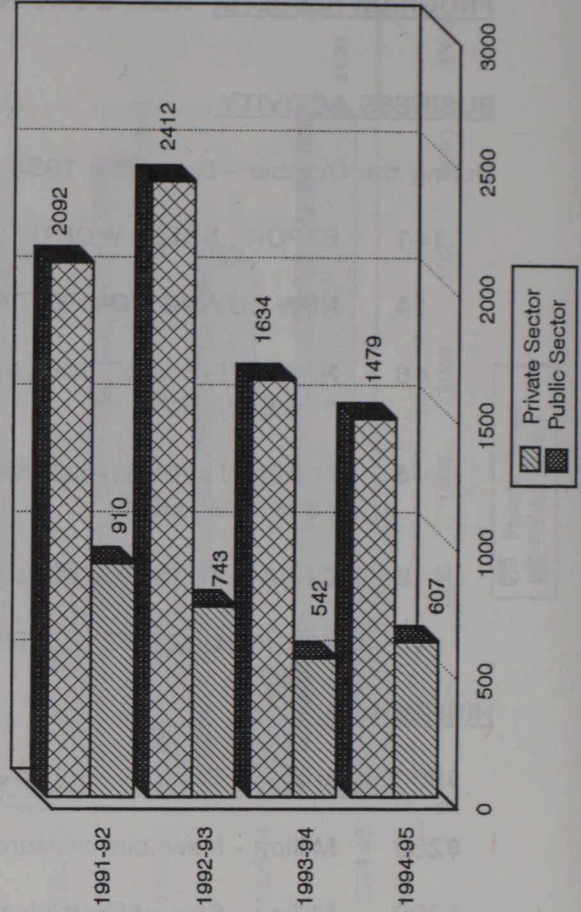
Trade Enquiries



Investment Enquiries



Canadian Business Visitors



PROGRAM RESULTS: EUROPE

BUSINESS ACTIVITY

During the October - December 1994 period twenty-six posts reported the following business activity:

- 64 EXPORT SALES WORTH \$504.38 MILLION
- 28 NEW BUYING CONNECTIONS / 65 AGENCY AGREEMENTS
- 18 NEW JOINT VENTURES WORTH \$10 MILLION / 6 LICENSING AGREEMENTS
- 2 FOREIGN INDUSTRIAL AND COMMERCIAL INVESTMENTS IN CANADA WORTH \$500 MILLION
- 16 CANADIAN INVESTMENTS IN TERRITORY WORTH \$.10 MILLION
- 37 TECHNOLOGY TRANSFERS WORTH \$2 MILLION

HIGHLIGHTS:

- \$500 Million - Territory investment in Canada in laser power (Munich)
- \$100 Million - Sale of remote sensing equipment (Milan)
- \$40 Million - New agency agreement imax, omnimax and 3 dimension (Madrid)
- \$10 Million - New joint venture in bakery ovens (Bucharest)
- \$9 Million - Sale of microwave system (Helsinki)
- \$3.5 Million - Sale of waste water treatment equipment (Prague)

KEY STATISTICS: for the twenty-six posts reporting workload information

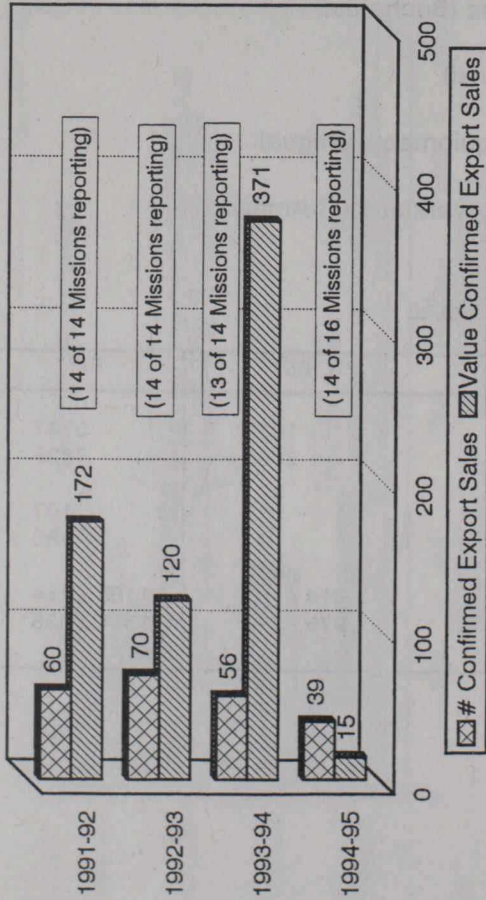
Missions Reporting To

		RBT	RWT
No. Trade Enquiries	Cdn	1899	5347
	Local	2085	7825
No. Investment Enquiries	Cdn	37	107
	Local	34	290
No. Business Visitors	Cdn Pr / Pub	314 / 153	1165 / 454
	Local Pr / Pub	275 / 290	1894 / 238

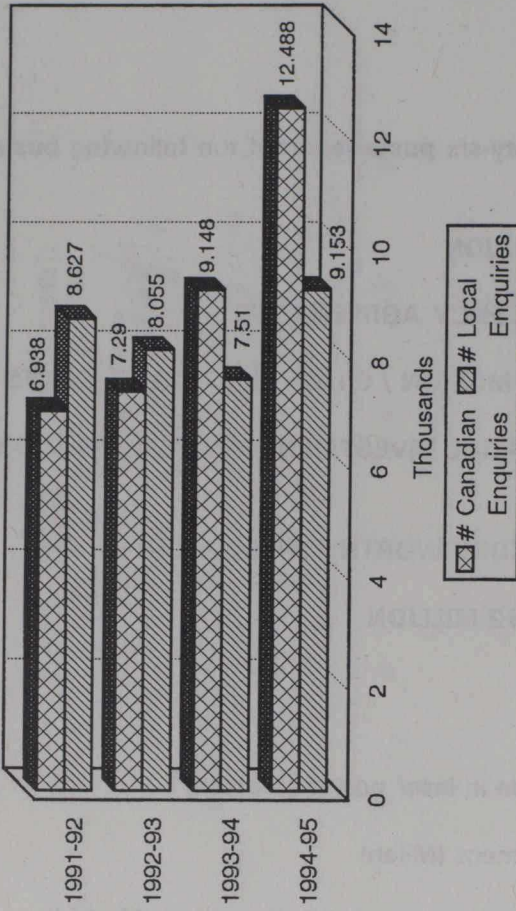
Latin America and Caribbean

(3rd Quarter, Year to Year Comparison)


Export Sales



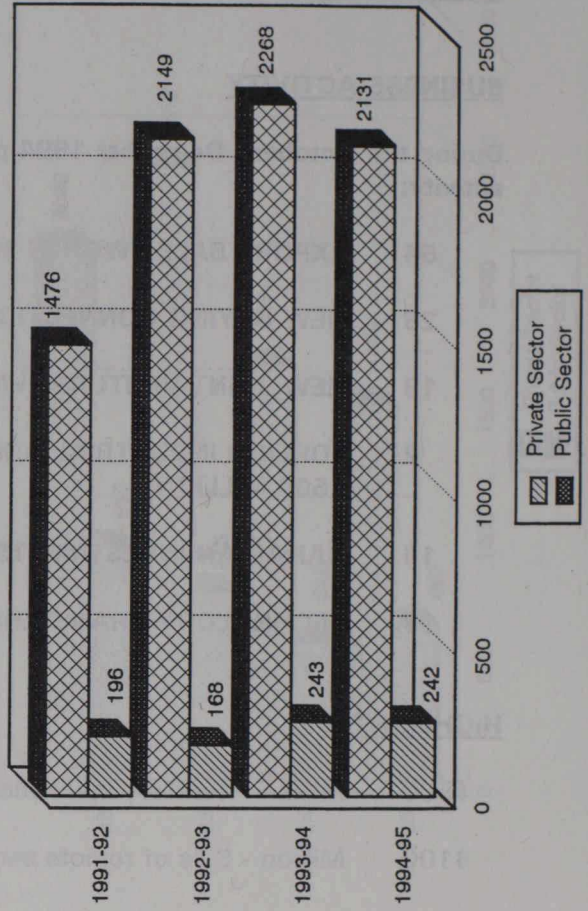
Trade Enquiries



Investment Enquiries



Canadian Business Visitors



PROGRAM RESULTS: LATIN AMERICA & CARIBBEAN

BUSINESS ACTIVITY

During the October - December 1994 period fourteen posts reported the following business activity:

- 39 EXPORT SALES WORTH \$14.53 MILLION
- 11 NEW BUYING CONNECTIONS / 3 AGENCY AGREEMENTS
- 3 NEW JOINT VENTURES WORTH \$1 MILLION / 1 LICENSING AGREEMENT
- 1 CANADIAN INVESTMENT IN TERRITORY
- 1 TECHNOLOGY TRANSFER

HIGHLIGHTS:

- \$1.87 Million - Sale of care consulting (Bridgetown)
- \$1.8 Million - Sale of paging radio equipment (Mexico)
- \$1.36 Million - Sale of seed potatoes (Havana)
- \$1.3 Million - Sale of Cospas-Sarsat local terminal (Lima)
- \$1.12 Million - Sale of seed potatoes (Havana)
- \$1 Million - New joint venture of pumps and valves (Kingston)

KEY STATISTICS: for the fourteen posts reporting workload information

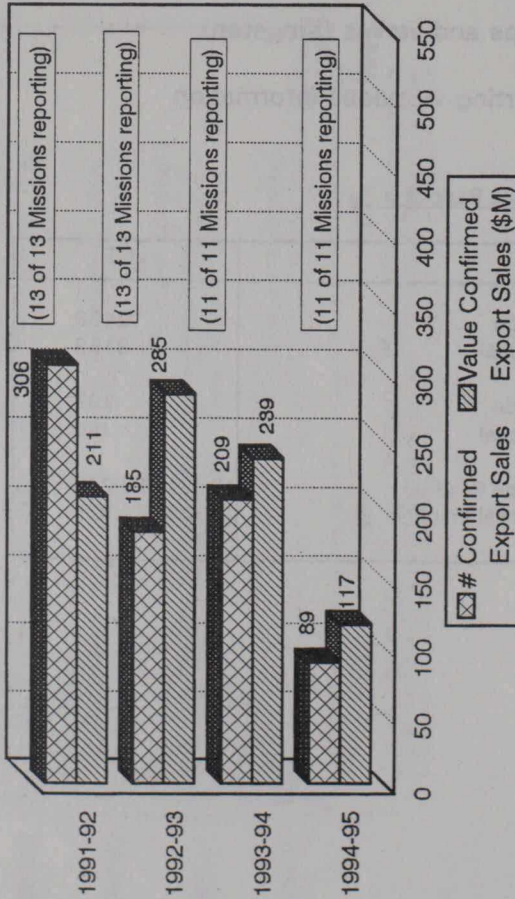
Missions Reporting To

		LGT
No. Trade Enquiries	Cdn	12488
	Local	9153
No. Investment Enquiries	Cdn	209
	Local	85
No. Business Visitors	Cdn Pr / Pub	2131 / 242
	Local Pr / Pub	2347 / 388

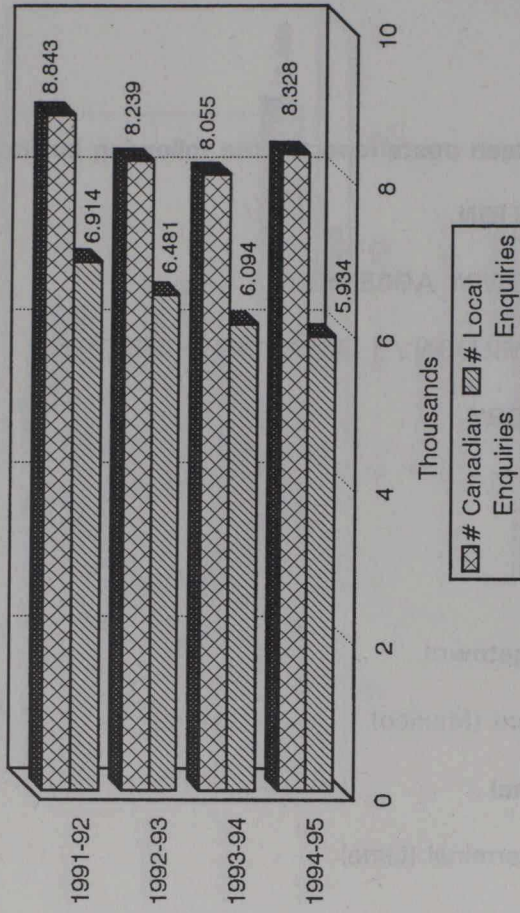
United States

(3rd Quarter, Year to Year Comparison)

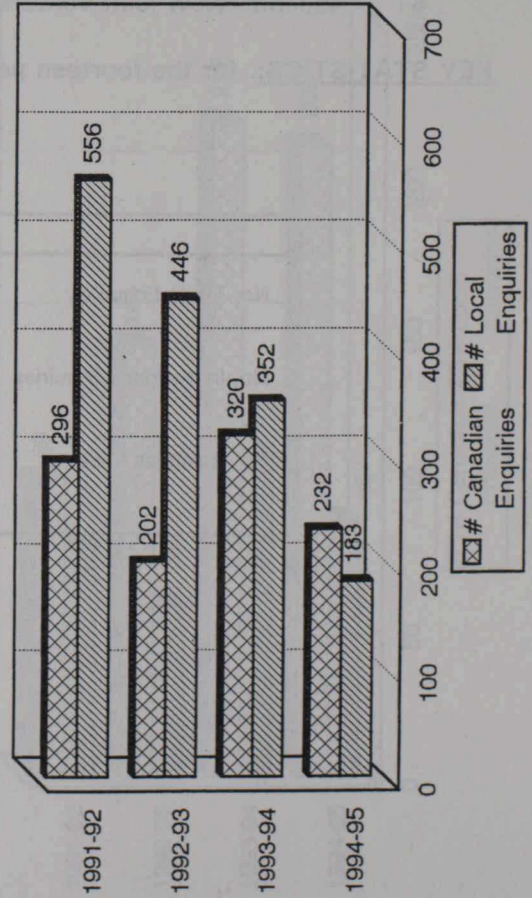
Export Sales



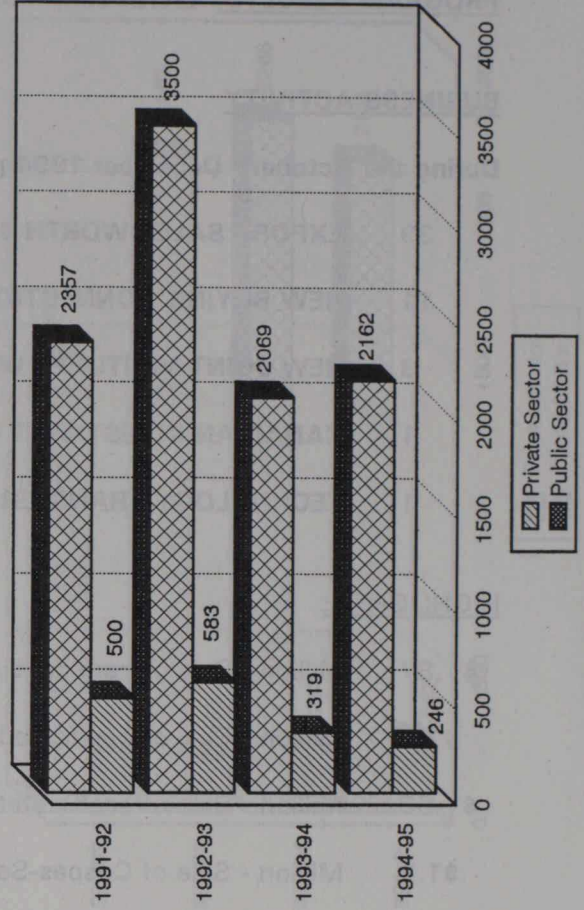
Trade Enquiries



Investment Enquires



Canadian Business Visitors



PROGRAM RESULTS: UNITED STATES

BUSINESS ACTIVITY

During the October - December 1994 period eleven posts reported the following business activities:

- 89 EXPORT SALES WORTH \$116.67 MILLION
- 12 NEW BUYING CONNECTIONS / 8 AGENCY AGREEMENTS
- 7 NEW JOINT VENTURES WORTH \$.7 MILLION
- 2 FOREIGN INDUSTRIAL AND COMMERCIAL INVESTMENTS IN CANADA
- 2 CANADIAN INVESTMENTS IN TERRITORY WORTH \$47.9 MILLION
- 1 TECHNOLOGY TRANSFER WORTH .25 MILLION

HIGHLIGHTS:

- \$61.4 Million - Sale of new building at UW (Seattle)
- \$37.9 Million - Canadian investment in territory soda and spring water (Chicago)
- \$10.83 Million - Sale of office furniture & fixtures (Atlanta)
- \$5 Million - Sale of "Bulletproof" imaging system (Washington)
- \$2.5 Million - Sale of office furniture (Chicago)
- \$1 Million - Sale of fresh clams (Boston)

KEY STATISTICS: for the eleven posts reporting workload information

Missions Reporting To

		UTO	UTI
No. Trade Enquiries	Cdn	5191	3137
	Local	3198	2736
No. Investment Enquiries	Cdn	166	66
	Local	100	83
No. Business Visitors	Cdn Pr / Pub	995 / 140	1167 / 106
	Local Pr / Pub	740 / 391	600 / 82

04/05/95

Foreign Affairs and International Trade

TERP:OLE

TRADE TRAINING SYSTEM

WORLDWIDE AND REGIONAL ANNUAL ACTIVITY REPORT
FOR QUARTERS OF FISCAL YEAR 1994

WORLD TOTALS

		OFFICER-TIME	TOTAL-TIME
		CANADA	NON-CANADA
A. EXPORT/TRADE/POLICY ENQUIRIES	FROM CANADA	25.71	23.14
	FROM NON-CANADA	27.88	27.88
B. VISITS TO CLIENTS IN TERRITORIES		10.39	8.05
C. EXPORT/TRADE/POLICY PROJECTS AND EVENTS		4.35	1.22
	CONFERENCE/SEMINARS	7.29	6.75
	CONFERENCES/SEMINARS	4.00	3.12
	OTHER	1.29	1.57
D. COMMERCIAL/ECONOMIC REPORTS BY EXPORT		2.51	2.01
	POST-ANALYSIS	2.02	2.29
E. COMMUNICATIONS ACTIVITIES		1.67	1.24

SECTION II

SUMMARY OF PROGRAM

F. INVESTMENT ENQUIRIES		1.74	0.88
	FROM TERRITORIES	1.94	2.06
G. TECHNOLOGY INFLOW PROGRAM		0.49	1.07
		1.29	0.55
H. PARTICIPATION IN PROGRAMS OUTSIDE POSTS		1.93	1.63
I. SERVICE REQUESTS BY GOV'T		1.11	1.34
	FEDERAL GOVERNMENT	1.13	1.33
	PROVINCES/TERRITORIES	1.97	1.66
J. ADMINISTRATION - PROGRAM MANAGEMENT & ADMIN		11.67	7.18
	LEAVE/PROFESSIONAL DEVELOP	4.39	4.24
K. SERVICE TO OTHER MISSION EMPLOYEES		3.13	0.59
L. TOURISM PROGRAM ACTIVITIES		1.11	6.94
**** TOTALS ****		99.38	99.89

RESULTS

NUMBER OF BUSINESS VISITORS (PUBLIC SECTOR)	FROM CANADA	1278
	FROM TERRIT	1506
NUMBER OF BUSINESS VISITORS (PRIVATE SECTOR)	FROM CANADA	9864
	FROM TERRIT	18386
NUMBER OF TRADE APPLICATIONS COMPLETED ON		476
NUMBER OF OCCUPIED OFFICE PORTIONS	CANADA BASED	691
	LOCALLY ENGAGED	272

19/05/95

Foreign Affairs and International Trade

TSRPT02E

TRADE TRACKING SYSTEM

WORKLOAD AND OFFICER SUMMARY ACTIVITY REPORT
FOR QUARTER 3 OF FISCAL YEAR 1994

WORLD TOTALS

	NUMBER	% OFFICER-TIME CANADA	LOC-ENG	TOTAL-TIME PERSON-QTR
A.EXPORT/TRADE/POLICY ENQUIRIES FROM CANADA	: 44926	15.12	23.14	92.99
FROM TERRITORIES	: 48059	9.99	17.65	67.99
B.VISITS TO CLIENTS IN TERRITORY	: 8512	10.30	9.05	44.77
C.EXPORT/TRADE/POLICY PROJECTS AND EVENTS				
FAIRS	: 365	4.35	5.43	23.36
MISSIONS	: 452	7.28	6.75	32.64
CONFERENCE SEMINARS	: 504	4.00	3.14	16.37
OTHER	: 333	2.29	1.57	8.74
D.COMMERCIAL* ECONOMIC REPORTS HQ REQUESTED	: 504	2.92	2.03	11.22
POST INITIATED	: 1005	4.62	3.29	17.95
E.COMMUNICATIONS ACTIVITIES	: 3295	2.67	1.26	8.61
F.INVESTMENT ENQUIRIES				
FROM CANADA	: 827	1.74	1.55	7.64
FROM TERRITORIES	: 925	1.54	2.06	8.68
G.TECHNOLOGY INFLOW PROGRAM ENQR'S FRM CANADA	: 529	0.49	1.07	3.92
CONNECTIONS ARRANGED	: 312	0.26	0.55	2.04
H.PARTICPT'N IN PROG-REL EVENTS OUTSIDE POST	:	1.93	1.69	8.38
I.SERVICE REQUESTS FM GOV'T SOURCES				
NGO	: 1066	1.13	0.84	4.50
HOST GOVERNMENT	: 991	1.85	1.32	7.23
OTHER DEPARTMENT	: 1606	2.91	1.89	10.82
PROVINCES/MUNICIPALITIES	: 1572	2.57	1.66	9.53
J.ADMINISTRATION: PROGRAM MANAGEMENT & ADMIN.:		11.67	2.18	28.35
LEAVE, PROFESSIONAL DEVELOP :		5.39	4.24	22.07
K.SERVICE TO OTHER MISSION PROGRAMS	:	3.73	0.59	8.79
L.TOURISM PROGRAM ACTIVITIES	:	1.13	6.94	21.41
***** TOTALS *****		99.88	99.89	468.00

NUMBER OF BUSINESS VISITORS (PUBLIC SECTOR)	FROM CANADA	: 2278
	FROM TERRIT	: 2556
NUMBER OF BUSINESS VISITORS (PRIVATE SECTOR)	FROM CANADA	: 9864
	FROM TERRIT	: 18086

NUMBER OF PEMD APPLICATIONS COMMENTED ON	:	478
--	---	-----

NUMBER OF OCCUPIED OFFICER POSITIONS	-CANADA BASED	: 191
	-LOCALLY ENGAGED	: 277



TRADE TRACKING SYSTEM

WORKLOAD AND OFFICER ASSIGNMENT REPORT
FOR QUARTERS OF FISCAL YEAR 1994

AFRICA & MIDDLE EAST

	NUMBER	CANADA	NON-CANADIAN	TOTAL
REPORTS/TRADE/POLICY REQUESTS	12	7.72	29.05	10.33
VISITS TO CLIENTS IN THE FIELD	1142	14.20	19.62	7.13
<u>GBT</u>				
ABIDJAN	22	1.00	4.88	2.15
ACCRA	18	9.15	7.18	8.38
ADDIS ABABA	16	1.80	1.80	8.55
ALGIERS	24	1.33	4.43	4.76
AMMAN	45	2.41	3.75	1.84
CAIRO	80	2.33	1.33	2.22
DAKAR	20	1.41	0.85	0.80
DAR-ES-SALAAM	15	0.53	3.20	5.1
HARARE	22	0.71	1.04	5.18
KINSHASA	10	0.27	0.78	0.23
KUWAIT	18	0.11	0.53	0.18
LAGOS	18	0.11	0.53	0.18
LIBERVILLE	20	0.27	2.50	1.28
LUSAKA	18	1.22	1.88	0.17
NAIROBI	85	2.93	1.43	0.48
PRETORIA	21.3	2.05	1.43	0.17
RABAT	37.2	1.14	0.99	0.17
RIYADH	10	1.83	1.25	0.17
TEHRAN	10	2.77	2.00	0.17
TEL AVIV	10	1.22	1.25	0.17
TUNIS	10	1.22	1.25	0.17
YAOUNDÉ	10	1.22	1.25	0.17

* Quarterly reports for these posts were not available.

19/05/95

Foreign Affairs and International Trade

TSRPT02E

TRADE TRACKING SYSTEM

WORKLOAD AND OFFICER SUMMARY ACTIVITY REPORT
FOR QUARTER 3 OF FISCAL YEAR 1994

REGION : AFRICA MIDDLE-EAST

	NUMBER	% OFFICER-TIME		TOTAL-TIME PERSON-QTR
		CANADA	LOC-ENG	
A.EXPORT/TRADE/POLICY ENQUIRIES FROM CANADA	: 5692	17.72	29.95	10.38
FROM TERRITORIES	: 7142	13.38	19.62	7.12
B.VISITS TO CLIENTS IN TERRITORY	: 1217	13.38	13.45	5.64
C.EXPORT/TRADE/POLICY PROJECTS AND EVENTS				
FAIRS	: 21	2.61	4.08	1.45
MISSIONS	: 30	9.11	7.16	3.36
CONFERENCE SEMINARS	: 16	1.44	1.20	0.55
OTHER	: 28	1.33	0.41	0.34
D.COMMERCIAL* ECONOMIC REPORTS HQ REQUESTED	: 46	3.61	3.70	1.54
POST INITIATED	: 80	2.33	3.33	1.22
E.COMMUNICATIONS ACTIVITIES	: 32	2.44	0.66	0.60
F.INVESTMENT ENQUIRIES				
FROM CANADA	: 59	0.33	0.20	0.11
FROM TERRITORIES	: 52	0.77	1.00	0.38
G.TECHNOLOGY INFLOW PROGRAM ENQR'S FRM CANADA	: 29	0.27	0.70	0.22
CONNECTIONS ARRANGED	: 12	0.11	0.58	0.16
H.PARTICPT'N IN PROG-REL EVENTS OUTSIDE POST	: 32	3.77	2.50	1.28
I.SERVICE REQUESTS FM GOV'T SOURCES				
NGO	: 43	1.22	0.62	0.37
HOST GOVERNMENT	: 86	2.61	1.45	0.82
OTHER DEPARTMENT	: 230	2.05	1.41	0.71
PROVINCES/MUNICIPALITIES	: 302	1.16	0.95	0.44
J.ADMINISTRATION: PROGRAM MANAGEMENT & ADMIN.	: 7.05	2.45	1.86	
LEAVE, PROFESSIONAL DEVELOP	: 8.77	2.37	2.15	
K.SERVICE TO OTHER MISSION PROGRAMS	: 4.27	1.33	1.09	
L.TOURISM PROGRAM ACTIVITIES	: 0.16	0.75	0.21	
***** TOTALS *****		99.89	99.87	42.00

NUMBER OF BUSINESS VISITORS (PUBLIC SECTOR)	FROM CANADA	: 224
	FROM TERRIT	: 454
NUMBER OF BUSINESS VISITORS (PRIVATE SECTOR)	FROM CANADA	: 992
	FROM TERRIT	: 1979

NUMBER OF PEMD APPLICATIONS COMMENTED ON	: 38
--	------

NUMBER OF OCCUPIED OFFICER POSITIONS	- CANADA BASED	: 18
	- LOCALLY ENGAGED	: 24

19/05/95

Foreign Affairs and International Trade

TSRPT02E

TRADE TRACKING SYSTEM

WORKLOAD AND OFFICER SUMMARY ACTIVITY REPORT
FOR QUARTER 3 OF FISCAL YEAR 1994

POST : ABIDJAN

	NUMBER	% OFFICER-TIME		TOTAL-TIME PERSON-QTR
		CANADA	LOC-ENG	
A.EXPORT/TRADE/POLICY ENQUIRIES FROM CANADA :	420	40.00	39.00	0.79
FROM TERRITORIES :	268	10.00	16.00	0.26
B.VISITS TO CLIENTS IN TERRITORY :	15	8.00	8.00	0.16
C.EXPORT/TRADE/POLICY PROJECTS AND EVENTS				
FAIRS :	0	0.00	0.00	0.00
MISSIONS :	4	2.00	9.00	0.11
CONFERENCE SEMINARS :	1	0.00	0.00	0.00
OTHER :	1	0.00	2.00	0.02
D.COMMERCIAL* ECONOMIC REPORTS HQ REQUESTED :	3	3.00	6.00	0.09
POST INITIATED :	2	0.00	4.00	0.04
E.COMMUNICATIONS ACTIVITIES :	1	0.00	2.00	0.02
F.INVESTMENT ENQUIRIES				
FROM CANADA :	0	0.00	0.00	0.00
FROM TERRITORIES :	0	0.00	0.00	0.00
G.TECHNOLOGY INFLOW PROGRAM ENQR'S FRM CANADA :	0	0.00	0.00	0.00
CONNECTIONS ARRANGED :	0	0.00	0.00	0.00
H.PARTICPT'N IN PROG-REL EVENTS OUTSIDE POST :		0.00	0.00	0.00
I.SERVICE REQUESTS FM GOV'T SOURCES				
NGO :	1	0.00	1.00	0.01
HOST GOVERNMENT :	4	0.00	2.00	0.02
OTHER DEPARTMENT :	2	0.00	2.00	0.02
PROVINCES/MUNICIPALITIES :	1	0.00	2.00	0.02
J.ADMINISTRATION: PROGRAM MANAGEMENT & ADMIN.:		5.00	1.00	0.06
LEAVE, PROFESSIONAL DEVELOP :		32.00	3.00	0.35
K.SERVICE TO OTHER MISSION PROGRAMS :		0.00	3.00	0.03
L.TOURISM PROGRAM ACTIVITIES :		0.00	0.00	0.00
***** TOTALS *****		100.00	100.00	2.00

NUMBER OF BUSINESS VISITORS (PUBLIC SECTOR)	FROM CANADA :	23
	FROM TERRIT :	27
NUMBER OF BUSINESS VISITORS (PRIVATE SECTOR)	FROM CANADA :	100
	FROM TERRIT :	110
NUMBER OF PEMD APPLICATIONS COMMENTED ON :		0
NUMBER OF OCCUPIED OFFICER POSITIONS	- CANADA BASED :	1
	- LOCALLY ENGAGED :	1

19/05/95

Foreign Affairs and International Trade

TSRPT02E

TRADE TRACKING SYSTEM

WORKLOAD AND OFFICER SUMMARY ACTIVITY REPORT
FOR QUARTER 3 OF FISCAL YEAR 1994

POST : ACCRA

	NUMBER	% OFFICER-TIME CANADA	LOC-ENG	TOTAL-TIME PERSON-QTR
	-----	-----	-----	-----
A.EXPORT/TRADE/POLICY ENQUIRIES FROM CANADA :	48	0.00	0.00	0.00
FROM TERRITORIES :	27	0.00	0.00	0.00
B.VISITS TO CLIENTS IN TERRITORY :	0	0.00	0.00	0.00
C.EXPORT/TRADE/POLICY PROJECTS AND EVENTS				
FAIRS :	0	0.00	0.00	0.00
MISSIONS :	0	0.00	0.00	0.00
CONFERENCE SEMINARS :	0	0.00	0.00	0.00
OTHER :	0	0.00	0.00	0.00
D.COMMERCIAL* ECONOMIC REPORTS HQ REQUESTED :	0	0.00	0.00	0.00
POST INITIATED :	0	0.00	0.00	0.00
E.COMMUNICATIONS ACTIVITIES :	0	0.00	0.00	0.00
F.INVESTMENT ENQUIRIES				
FROM CANADA :	0	0.00	0.00	0.00
FROM TERRITORIES :	0	0.00	0.00	0.00
G.TECHNOLOGY INFLOW PROGRAM ENQR'S FRM CANADA :	0	0.00	0.00	0.00
CONNECTIONS ARRANGED :	0	0.00	0.00	0.00
H.PARTICPT'N IN PROG-REL EVENTS OUTSIDE POST :		0.00	0.00	0.00
I.SERVICE REQUESTS FM GOV'T SOURCES				
NGO :	0	0.00	0.00	0.00
HOST GOVERNMENT :	0	0.00	0.00	0.00
OTHER DEPARTMENT :	0	0.00	0.00	0.00
PROVINCES/MUNICIPALITIES :	0	0.00	0.00	0.00
J.ADMINISTRATION: PROGRAM MANAGEMENT & ADMIN.:		0.00	0.00	0.00
LEAVE, PROFESSIONAL DEVELOP :		0.00	0.00	0.00
K.SERVICE TO OTHER MISSION PROGRAMS :		0.00	0.00	0.00
L.TOURISM PROGRAM ACTIVITIES :		0.00	0.00	0.00
***** TOTALS *****		0.00	0.00	0.00

NUMBER OF BUSINESS VISITORS (PUBLIC SECTOR) FROM CANADA : 5
FROM TERRIT : 15
NUMBER OF BUSINESS VISITORS (PRIVATE SECTOR) FROM CANADA : 11
FROM TERRIT : 60
NUMBER OF PEMD APPLICATIONS COMMENTED ON : 0
NUMBER OF OCCUPIED OFFICER POSITIONS - CANADA BASED : 0
- LOCALLY ENGAGED : 0

19/05/95

Foreign Affairs and International Trade

TSRPT02E

TRADE TRACKING SYSTEM

WORKLOAD AND OFFICER SUMMARY ACTIVITY REPORT
FOR QUARTER 3 OF FISCAL YEAR 1994

POST : ADDIS ABABA

	NUMBER	% OFFICER-TIME		TOTAL-TIME PERSON-QTR
		CANADA	LOC-ENG	
A.EXPORT/TRADE/POLICY ENQUIRIES FROM CANADA :	110	0.00	0.00	0.00
FROM TERRITORIES :	103	0.00	0.00	0.00
B.VISITS TO CLIENTS IN TERRITORY :	0	0.00	0.00	0.00
C.EXPORT/TRADE/POLICY PROJECTS AND EVENTS				
FAIRS :	0	0.00	0.00	0.00
MISSIONS :	0	0.00	0.00	0.00
CONFERENCE SEMINARS :	0	0.00	0.00	0.00
OTHER :	0	0.00	0.00	0.00
D.COMMERCIAL* ECONOMIC REPORTS HQ REQUESTED :	0	0.00	0.00	0.00
POST INITIATED :	0	0.00	0.00	0.00
E.COMMUNICATIONS ACTIVITIES :	0	0.00	0.00	0.00
F.INVESTMENT ENQUIRIES				
FROM CANADA :	0	0.00	0.00	0.00
FROM TERRITORIES :	0	0.00	0.00	0.00
G.TECHNOLOGY INFLOW PROGRAM ENQR'S FRM CANADA :	0	0.00	0.00	0.00
CONNECTIONS ARRANGED :	0	0.00	0.00	0.00
H.PARTICIP'T'N IN PROG-REL EVENTS OUTSIDE POST :		0.00	0.00	0.00
I.SERVICE REQUESTS FM GOV'T SOURCES				
NGO :	0	0.00	0.00	0.00
HOST GOVERNMENT :	0	0.00	0.00	0.00
OTHER DEPARTMENT :	0	0.00	0.00	0.00
PROVINCES/MUNICIPALITIES :	0	0.00	0.00	0.00
J.ADMINISTRATION: PROGRAM MANAGEMENT & ADMIN.:		0.00	0.00	0.00
LEAVE, PROFESSIONAL DEVELOP :		0.00	0.00	0.00
K.SERVICE TO OTHER MISSION PROGRAMS :		0.00	0.00	0.00
L.TOURISM PROGRAM ACTIVITIES :		0.00	0.00	0.00
***** TOTALS *****		0.00	0.00	0.00

NUMBER OF BUSINESS VISITORS (PUBLIC SECTOR)	FROM CANADA :	4
	FROM TERRIT :	7
NUMBER OF BUSINESS VISITORS (PRIVATE SECTOR)	FROM CANADA :	18
	FROM TERRIT :	21
NUMBER OF PEMD APPLICATIONS COMMENTED ON :		0
NUMBER OF OCCUPIED OFFICER POSITIONS	-CANADA BASED :	0
	-LOCALLY ENGAGED :	0

19/05/95

Foreign Affairs and International Trade

TSRPT02E

TRADE TRACKING SYSTEM

WORKLOAD AND OFFICER SUMMARY ACTIVITY REPORT
FOR QUARTER 3 OF FISCAL YEAR 1994

POST : ALGIERS

	NUMBER	% OFFICER-TIME CANADA	LOC-ENG	TOTAL-TIME PERSON-QTR
A.EXPORT/TRADE/POLICY ENQUIRIES FROM CANADA	: 180	15.00	30.00	0.75
FROM TERRITORIES	: 130	5.00	15.00	0.35
B.VISITS TO CLIENTS IN TERRITORY	: 30	5.00	10.00	0.25
C.EXPORT/TRADE/POLICY PROJECTS AND EVENTS				
FAIRS	: 0	0.00	0.00	0.00
MISSIONS	: 1	0.00	0.00	0.00
CONFERENCE SEMINARS	: 0	0.00	0.00	0.00
OTHER	: 0	0.00	0.00	0.00
D.COMMERCIAL* ECONOMIC REPORTS HQ REQUESTED	: 1	10.00	7.50	0.25
POST INITIATED	: 3	5.00	2.50	0.10
E.COMMUNICATIONS ACTIVITIES	: 0	0.00	0.00	0.00
F.INVESTMENT ENQUIRIES				
FROM CANADA	: 0	0.00	0.00	0.00
FROM TERRITORIES	: 6	0.00	5.00	0.10
G.TECHNOLOGY INFLOW PROGRAM ENQR'S FRM CANADA	: 0	0.00	0.00	0.00
CONNECTIONS ARRANGED	: 0	0.00	0.00	0.00
H.PARTICPT'N IN PROG-REL EVENTS OUTSIDE POST	: 10.00	10.00	10.00	0.30
I.SERVICE REQUESTS FM GOV'T SOURCES				
NGO	: 2	5.00	0.00	0.05
HOST GOVERNMENT	: 32	10.00	5.00	0.20
OTHER DEPARTMENT	: 19	5.00	5.00	0.15
PROVINCES/MUNICIPALITIES	: 0	0.00	0.00	0.00
J.ADMINISTRATION: PROGRAM MANAGEMENT & ADMIN.	: 5.00	5.00	0.00	0.05
LEAVE, PROFESSIONAL DEVELOP	: 15.00	15.00	10.00	0.35
K.SERVICE TO OTHER MISSION PROGRAMS	: 10.00	10.00	0.00	0.10
L.TOURISM PROGRAM ACTIVITIES	: 0.00	0.00	0.00	0.00
***** TOTALS *****		100.00	100.00	3.00

NUMBER OF BUSINESS VISITORS (PUBLIC SECTOR)	FROM CANADA	: 0
	FROM TERRIT	: 30
NUMBER OF BUSINESS VISITORS (PRIVATE SECTOR)	FROM CANADA	: 16
	FROM TERRIT	: 69
NUMBER OF PEMD APPLICATIONS COMMENTED ON		: 1
NUMBER OF OCCUPIED OFFICER POSITIONS	- CANADA BASED	: 1
	- LOCALLY ENGAGED	: 2

19/05/95

Foreign Affairs and International Trade

TSRPT02E

TRADE TRACKING SYSTEM

WORKLOAD AND OFFICER SUMMARY ACTIVITY REPORT
FOR QUARTER 3 OF FISCAL YEAR 1994

POST : AMMAN

	NUMBER	% OFFICER-TIME		TOTAL-TIME PERSON-QTR
		CANADA	LOC-ENG	
A.EXPORT/TRADE/POLICY ENQUIRIES FROM CANADA	: 174	0.00	29.33	0.88
FROM TERRITORIES	: 160	0.00	24.33	0.73
B.VISITS TO CLIENTS IN TERRITORY	: 47	20.00	20.66	0.82
C.EXPORT/TRADE/POLICY PROJECTS AND EVENTS				
FAIRS	: 0	0.00	0.00	0.00
MISSIONS	: 3	50.00	17.00	1.01
CONFERENCE SEMINARS	: 0	0.00	0.00	0.00
OTHER	: 0	0.00	0.00	0.00
D.COMMERCIAL* ECONOMIC REPORTS HQ REQUESTED	: 1	10.00	0.00	0.10
POST INITIATED	: 6	0.00	5.33	0.16
E.COMMUNICATIONS ACTIVITIES	: 0	0.00	0.00	0.00
F.INVESTMENT ENQUIRIES FROM CANADA	: 1	0.00	0.33	0.01
FROM TERRITORIES	: 5	0.00	1.33	0.04
G.TECHNOLOGY INFLOW PROGRAM ENQR'S FRM CANADA	: 0	0.00	0.00	0.00
CONNECTIONS ARRANGED	: 0	0.00	0.00	0.00
H.PARTICPT'N IN PROG-REL EVENTS OUTSIDE POST	: 0	0.00	0.00	0.00
I.SERVICE REQUESTS FM GOV'T SOURCES				
NGO	: 0	5.00	0.66	0.07
HOST GOVERNMENT	: 0	10.00	0.00	0.10
OTHER DEPARTMENT	: 0	0.00	0.00	0.00
PROVINCES/MUNICIPALITIES	: 0	0.00	0.00	0.00
J.ADMINISTRATION: PROGRAM MANAGEMENT & ADMIN.	: 0	0.00	0.00	0.00
LEAVE, PROFESSIONAL DEVELOP	: 5	5.00	1.00	0.08
K.SERVICE TO OTHER MISSION PROGRAMS	: 0	0.00	0.00	0.00
L.TOURISM PROGRAM ACTIVITIES	: 0	0.00	0.00	0.00
***** TOTALS *****		100.00	99.97	4.00

NUMBER OF BUSINESS VISITORS (PUBLIC SECTOR) FROM CANADA	: 4
FROM TERRIT	: 0
NUMBER OF BUSINESS VISITORS (PRIVATE SECTOR) FROM CANADA	: 57
FROM TERRIT	: 44
NUMBER OF PEMD APPLICATIONS COMMENTED ON	: 3
NUMBER OF OCCUPIED OFFICER POSITIONS - CANADA BASED	: 1
- LOCALLY ENGAGED	: 3

19/05/95

Foreign Affairs and International Trade

TSRPT02E

TRADE TRACKING SYSTEM

WORKLOAD AND OFFICER SUMMARY ACTIVITY REPORT
FOR QUARTER 3 OF FISCAL YEAR 1994

POST : CAIRO

	NUMBER	% OFFICER-TIME CANADA	LOC-ENG	TOTAL-TIME PERSON-QTR
A.EXPORT/TRADE/POLICY ENQUIRIES FROM CANADA :	461	15.00	27.66	0.98
FROM TERRITORIES :	492	15.00	11.66	0.50
B.VISITS TO CLIENTS IN TERRITORY :	213	20.00	17.33	0.72
C.EXPORT/TRADE/POLICY PROJECTS AND EVENTS				
FAIRS :	13	8.00	6.33	0.27
MISSIONS :	6	5.00	7.66	0.28
CONFERENCE SEMINARS :	6	2.00	2.33	0.09
OTHER :	1	10.00	0.00	0.10
D.COMMERCIAL* ECONOMIC REPORTS HQ REQUESTED :	1	0.00	0.66	0.02
POST INITIATED :	14	5.00	5.66	0.22
E.COMMUNICATIONS ACTIVITIES :	5	3.00	1.66	0.08
F.INVESTMENT ENQUIRIES				
FROM CANADA :	1	0.00	0.66	0.02
FROM TERRITORIES :	2	0.00	1.33	0.04
G.TECHNOLOGY INFLOW PROGRAM ENQR'S FRM CANADA :	0	0.00	0.00	0.00
CONNECTIONS ARRANGED :	0	0.00	0.00	0.00
H.PARTICPT'N IN PROG-REL EVENTS OUTSIDE POST :		0.00	3.33	0.10
I.SERVICE REQUESTS FM GOV'T SOURCES				
NGO :	3	2.00	2.00	0.08
HOST GOVERNMENT :	12	5.00	3.33	0.15
OTHER DEPARTMENT :	2	0.00	3.33	0.10
PROVINCES/MUNICIPALITIES :	5	0.00	2.00	0.06
J.ADMINISTRATION: PROGRAM MANAGEMENT & ADMIN.:		10.00	3.00	0.19
LEAVE, PROFESSIONAL DEVELOP :		0.00	0.00	0.00
K.SERVICE TO OTHER MISSION PROGRAMS :		0.00	0.00	0.00
L.TOURISM PROGRAM ACTIVITIES :		0.00	0.00	0.00
***** TOTALS *****		100.00	99.93	4.00

NUMBER OF BUSINESS VISITORS (PUBLIC SECTOR) FROM CANADA : 12

FROM TERRIT : 45

NUMBER OF BUSINESS VISITORS (PRIVATE SECTOR) FROM CANADA : 110

FROM TERRIT : 210

NUMBER OF PEMD APPLICATIONS COMMENTED ON : 10

NUMBER OF OCCUPIED OFFICER POSITIONS - CANADA BASED : 1

- LOCALLY ENGAGED : 3

19/05/95

Foreign Affairs and International Trade

TSRPT02E

TRADE TRACKING SYSTEM

WORKLOAD AND OFFICER SUMMARY ACTIVITY REPORT
FOR QUARTER 3 OF FISCAL YEAR 1994

POST : DAKAR

	NUMBER	% OFFICER-TIME		TOTAL-TIME
		CANADA	LOC-ENG	PERSON-QTR
A.EXPORT/TRADE/POLICY ENQUIRIES FROM CANADA :	48	0.00	0.00	0.00
FROM TERRITORIES :	29	0.00	0.00	0.00
B.VISITS TO CLIENTS IN TERRITORY :	0	0.00	0.00	0.00
C.EXPORT/TRADE/POLICY PROJECTS AND EVENTS				
FAIRS :	0	0.00	0.00	0.00
MISSIONS :	0	0.00	0.00	0.00
CONFERENCE SEMINARS :	0	0.00	0.00	0.00
OTHER :	0	0.00	0.00	0.00
D.COMMERCIAL* ECONOMIC REPORTS HQ REQUESTED :	0	0.00	0.00	0.00
POST INITIATED :	0	0.00	0.00	0.00
E.COMMUNICATIONS ACTIVITIES :	0	0.00	0.00	0.00
F.INVESTMENT ENQUIRIES				
FROM CANADA :	0	0.00	0.00	0.00
FROM TERRITORIES :	0	0.00	0.00	0.00
G.TECHNOLOGY INFLOW PROGRAM ENQR'S FRM CANADA :	0	0.00	0.00	0.00
CONNECTIONS ARRANGED :	0	0.00	0.00	0.00
H.PARTICPT'N IN PROG-REL EVENTS OUTSIDE POST :		0.00	0.00	0.00
I.SERVICE REQUESTS FM GOV'T SOURCES				
NGO :	0	0.00	0.00	0.00
HOST GOVERNMENT :	0	0.00	0.00	0.00
OTHER DEPARTMENT :	0	0.00	0.00	0.00
PROVINCES/MUNICIPALITIES :	0	0.00	0.00	0.00
J.ADMINISTRATION: PROGRAM MANAGEMENT & ADMIN.:		0.00	0.00	0.00
LEAVE, PROFESSIONAL DEVELOP :		0.00	0.00	0.00
K.SERVICE TO OTHER MISSION PROGRAMS :		0.00	0.00	0.00
L.TOURISM PROGRAM ACTIVITIES :		0.00	0.00	0.00
***** TOTALS *****		0.00	0.00	0.00

NUMBER OF BUSINESS VISITORS (PUBLIC SECTOR)	FROM CANADA :	3
	FROM TERRIT :	11
NUMBER OF BUSINESS VISITORS (PRIVATE SECTOR)	FROM CANADA :	8
	FROM TERRIT :	12
NUMBER OF PEMD APPLICATIONS COMMENTED ON :		0
NUMBER OF OCCUPIED OFFICER POSITIONS	- CANADA BASED :	0
	- LOCALLY ENGAGED :	0

19/05/95

Foreign Affairs and International Trade

TSRPT02E

TRADE TRACKING SYSTEM

WORKLOAD AND OFFICER SUMMARY ACTIVITY REPORT
FOR QUARTER 3 OF FISCAL YEAR 1994

POST : DAR-ES-SALAAM

	NUMBER	% OFFICER-TIME CANADA	LOC-ENG	TOTAL-TIME PERSON-QTR
A.EXPORT/TRADE/POLICY ENQUIRIES FROM CANADA :	460	0.00	0.00	0.00
FROM TERRITORIES :	188	0.00	0.00	0.00
B.VISITS TO CLIENTS IN TERRITORY :	0	0.00	0.00	0.00
C.EXPORT/TRADE/POLICY PROJECTS AND EVENTS				
FAIRS :	0	0.00	0.00	0.00
MISSIONS :	0	0.00	0.00	0.00
CONFERENCE SEMINARS :	0	0.00	0.00	0.00
OTHER :	0	0.00	0.00	0.00
D.COMMERCIAL* ECONOMIC REPORTS HQ REQUESTED :	0	0.00	0.00	0.00
POST INITIATED :	0	0.00	0.00	0.00
E.COMMUNICATIONS ACTIVITIES :	0	0.00	0.00	0.00
F.INVESTMENT ENQUIRIES				
FROM CANADA :	0	0.00	0.00	0.00
FROM TERRITORIES :	0	0.00	0.00	0.00
G.TECHNOLOGY INFLOW PROGRAM ENQR'S FRM CANADA :	0	0.00	0.00	0.00
CONNECTIONS ARRANGED :	0	0.00	0.00	0.00
H.PARTICPT'N IN PROG-REL EVENTS OUTSIDE POST :		0.00	0.00	0.00
I.SERVICE REQUESTS FM GOV'T SOURCES				
NGO :	0	0.00	0.00	0.00
HOST GOVERNMENT :	0	0.00	0.00	0.00
OTHER DEPARTMENT :	0	0.00	0.00	0.00
PROVINCES/MUNICIPALITIES :	0	0.00	0.00	0.00
J.ADMINISTRATION: PROGRAM MANAGEMENT & ADMIN.:		0.00	0.00	0.00
LEAVE, PROFESSIONAL DEVELOP :		0.00	0.00	0.00
K.SERVICE TO OTHER MISSION PROGRAMS :		0.00	0.00	0.00
L.TOURISM PROGRAM ACTIVITIES :		0.00	0.00	0.00
***** TOTALS *****		0.00	0.00	0.00

NUMBER OF BUSINESS VISITORS (PUBLIC SECTOR) FROM CANADA : 46

FROM TERRIT : 36

NUMBER OF BUSINESS VISITORS (PRIVATE SECTOR) FROM CANADA : 186

FROM TERRIT : 144

NUMBER OF PEMD APPLICATIONS COMMENTED ON : 0

NUMBER OF OCCUPIED OFFICER POSITIONS -CANADA BASED : 0

-LOCALLY ENGAGED : 0

19/05/95

Foreign Affairs and International Trade

TSRPT02E

TRADE TRACKING SYSTEM

WORKLOAD AND OFFICER SUMMARY ACTIVITY REPORT
FOR QUARTER 3 OF FISCAL YEAR 1994

POST : HARARE

	NUMBER	% OFFICER-TIME		TOTAL-TIME
		CANADA	LOC-ENG	PERSON-QTR
A.EXPORT/TRADE/POLICY ENQUIRIES FROM CANADA :	98	0.00	0.00	0.00
FROM TERRITORIES :	232	0.00	0.00	0.00
B.VISITS TO CLIENTS IN TERRITORY :	64	0.00	0.00	0.00
C.EXPORT/TRADE/POLICY PROJECTS AND EVENTS				
FAIRS :	0	0.00	0.00	0.00
MISSIONS :	0	0.00	0.00	0.00
CONFERENCE SEMINARS :	0	0.00	0.00	0.00
OTHER :	0	0.00	0.00	0.00
D.COMMERCIAL* ECONOMIC REPORTS HQ REQUESTED :	2	0.00	0.00	0.00
POST INITIATED :	2	0.00	0.00	0.00
E.COMMUNICATIONS ACTIVITIES :	0	0.00	0.00	0.00
F.INVESTMENT ENQUIRIES				
FROM CANADA :	43	0.00	0.00	0.00
FROM TERRITORIES :	7	0.00	0.00	0.00
G.TECHNOLOGY INFLOW PROGRAM ENQR'S FRM CANADA :	0	0.00	0.00	0.00
CONNECTIONS ARRANGED :	0	0.00	0.00	0.00
H.PARTICPT'N IN PROG-REL EVENTS OUTSIDE POST :		0.00	0.00	0.00
I.SERVICE REQUESTS FM GOV'T SOURCES				
NGO :	0	0.00	0.00	0.00
HOST GOVERNMENT :	0	0.00	0.00	0.00
OTHER DEPARTMENT :	3	0.00	0.00	0.00
PROVINCES/MUNICIPALITIES :	6	0.00	0.00	0.00
J.ADMINISTRATION: PROGRAM MANAGEMENT & ADMIN.:		0.00	0.00	0.00
LEAVE, PROFESSIONAL DEVELOP :		0.00	0.00	0.00
K.SERVICE TO OTHER MISSION PROGRAMS :		0.00	0.00	0.00
L.TOURISM PROGRAM ACTIVITIES :		0.00	0.00	0.00
***** TOTALS *****		0.00	0.00	0.00

NUMBER OF BUSINESS VISITORS (PUBLIC SECTOR)	FROM CANADA :	6
	FROM TERRIT :	13
NUMBER OF BUSINESS VISITORS (PRIVATE SECTOR)	FROM CANADA :	15
	FROM TERRIT :	52
NUMBER OF PEMD APPLICATIONS COMMENTED ON :		1
NUMBER OF OCCUPIED OFFICER POSITIONS	- CANADA BASED :	0
	- LOCALLY ENGAGED :	0

19/05/95

Foreign Affairs and International Trade

TSRPT02E

TRADE TRACKING SYSTEM

WORKLOAD AND OFFICER SUMMARY ACTIVITY REPORT
FOR QUARTER 3 OF FISCAL YEAR 1994

POST : KINSHASA

	NUMBER	% OFFICER-TIME		TOTAL-TIME PERSON-QTR
		CANADA	LOC-ENG	
A.EXPORT/TRADE/POLICY ENQUIRIES FROM CANADA :	19	0.00	0.00	0.00
FROM TERRITORIES :	27	0.00	0.00	0.00
B.VISITS TO CLIENTS IN TERRITORY :	0	0.00	0.00	0.00
C.EXPORT/TRADE/POLICY FAIRS :	0	0.00	0.00	0.00
PROJECTS AND EVENTS MISSIONS :	0	0.00	0.00	0.00
CONFERENCE SEMINARS :	0	0.00	0.00	0.00
OTHER :	0	0.00	0.00	0.00
D.COMMERCIAL* ECONOMIC REPORTS HQ REQUESTED :	0	0.00	0.00	0.00
POST INITIATED :	0	0.00	0.00	0.00
E.COMMUNICATIONS ACTIVITIES :	0	0.00	0.00	0.00
F.INVESTMENT ENQUIRIES FROM CANADA :	0	0.00	0.00	0.00
FROM TERRITORIES :	0	0.00	0.00	0.00
G.TECHNOLOGY INFLOW PROGRAM ENQR'S FRM CANADA :	0	0.00	0.00	0.00
CONNECTIONS ARRANGED :	0	0.00	0.00	0.00
H.PARTICPT'N IN PROG-REL EVENTS OUTSIDE POST :		0.00	0.00	0.00
I.SERVICE REQUESTS FM GOV'T SOURCES NGO :	0	0.00	0.00	0.00
HOST GOVERNMENT :	0	0.00	0.00	0.00
OTHER DEPARTMENT :	0	0.00	0.00	0.00
PROVINCES/MUNICIPALITIES :	0	0.00	0.00	0.00
J.ADMINISTRATION: PROGRAM MANAGEMENT & ADMIN.:		0.00	0.00	0.00
LEAVE, PROFESSIONAL DEVELOP :		0.00	0.00	0.00
K.SERVICE TO OTHER MISSION PROGRAMS :		0.00	0.00	0.00
L.TOURISM PROGRAM ACTIVITIES :		0.00	0.00	0.00
***** TOTALS *****		0.00	0.00	0.00

NUMBER OF BUSINESS VISITORS (PUBLIC SECTOR) FROM CANADA : 10

FROM TERRIT : 0

NUMBER OF BUSINESS VISITORS (PRIVATE SECTOR) FROM CANADA : 3

FROM TERRIT : 3

NUMBER OF PEMD APPLICATIONS COMMENTED ON : 0

NUMBER OF OCCUPIED OFFICER POSITIONS - CANADA BASED : 0

- LOCALLY ENGAGED : 0

19/05/95

Foreign Affairs and International Trade

TSRPT02E

TRADE TRACKING SYSTEM

WORKLOAD AND OFFICER SUMMARY ACTIVITY REPORT
FOR QUARTER 3 OF FISCAL YEAR 1994

POST : KUWAIT

	NUMBER	% OFFICER-TIME		TOTAL-TIME
		CANADA	LOC-ENG	PERSON-QTR
A.EXPORT/TRADE/POLICY ENQUIRIES FROM CANADA :	618	11.00	10.50	0.43
FROM TERRITORIES :	1879	10.50	30.00	0.81
B.VISITS TO CLIENTS IN TERRITORY :	381	9.50	11.50	0.42
C.EXPORT/TRADE/POLICY PROJECTS AND EVENTS				
FAIRS :	0	0.00	0.00	0.00
MISSIONS :	1	1.50	1.50	0.06
CONFERENCE SEMINARS :	4	3.50	3.50	0.14
OTHER :	24	4.50	4.00	0.17
D.COMMERCIAL* ECONOMIC REPORTS HQ REQUESTED :	9	1.50	1.50	0.06
POST INITIATED :	32	4.50	5.50	0.20
E.COMMUNICATIONS ACTIVITIES :	13	4.50	4.50	0.18
F.INVESTMENT ENQUIRIES FROM CANADA :	3	1.00	1.00	0.04
FROM TERRITORIES :	6	1.50	2.50	0.08
G.TECHNOLOGY INFLOW PROGRAM ENQR'S FRM CANADA :	17	1.50	4.50	0.12
CONNECTIONS ARRANGED :	7	1.00	1.00	0.04
H.PARTICPT'N IN PROG-REL EVENTS OUTSIDE POST :		0.00	0.00	0.00
I.SERVICE REQUESTS FM GOV'T SOURCES				
NGO :	9	1.50	1.50	0.06
HOST GOVERNMENT :	14	3.50	3.50	0.14
OTHER DEPARTMENT :	184	3.50	3.50	0.14
PROVINCES/MUNICIPALITIES :	261	5.50	5.50	0.22
J.ADMINISTRATION: PROGRAM MANAGEMENT & ADMIN.:		4.50	0.00	0.09
LEAVE, PROFESSIONAL DEVELOP :		12.50	2.00	0.29
K.SERVICE TO OTHER MISSION PROGRAMS :		12.50	1.00	0.27
L.TOURISM PROGRAM ACTIVITIES :		0.50	1.50	0.04
***** TOTALS *****		100.00	100.00	4.00

NUMBER OF BUSINESS VISITORS (PUBLIC SECTOR)	FROM CANADA :	17
	FROM TERRIT :	5
NUMBER OF BUSINESS VISITORS (PRIVATE SECTOR)	FROM CANADA :	50
	FROM TERRIT :	116
NUMBER OF PEMD APPLICATIONS COMMENTED ON :		5
NUMBER OF OCCUPIED OFFICER POSITIONS	- CANADA BASED :	2
	- LOCALLY ENGAGED :	2

19/05/95

Foreign Affairs and International Trade

TSRPT02E

TRADE TRACKING SYSTEM

WORKLOAD AND OFFICER SUMMARY ACTIVITY REPORT
FOR QUARTER 3 OF FISCAL YEAR 1994

POST : LAGOS

	NUMBER	% OFFICER-TIME CANADA	LOC-ENG	TOTAL-TIME PERSON-QTR
A. EXPORT/TRADE/POLICY ENQUIRIES FROM CANADA :	98	0.00	0.00	0.00
FROM TERRITORIES :	506	0.00	0.00	0.00
B. VISITS TO CLIENTS IN TERRITORY :	0	0.00	0.00	0.00
C. EXPORT/TRADE/POLICY PROJECTS AND EVENTS				
FAIRS :	0	0.00	0.00	0.00
MISSIONS :	0	0.00	0.00	0.00
CONFERENCE SEMINARS :	0	0.00	0.00	0.00
OTHER :	0	0.00	0.00	0.00
D. COMMERCIAL* ECONOMIC REPORTS HQ REQUESTED :	0	0.00	0.00	0.00
POST INITIATED :	0	0.00	0.00	0.00
E. COMMUNICATIONS ACTIVITIES :	0	0.00	0.00	0.00
F. INVESTMENT ENQUIRIES				
FROM CANADA :	0	0.00	0.00	0.00
FROM TERRITORIES :	0	0.00	0.00	0.00
G. TECHNOLOGY INFLOW PROGRAM ENQR'S FRM CANADA :	0	0.00	0.00	0.00
CONNECTIONS ARRANGED :	0	0.00	0.00	0.00
H. PARTICIP'TN IN PROG-REL EVENTS OUTSIDE POST :		0.00	0.00	0.00
I. SERVICE REQUESTS FM GOV'T SOURCES				
NGO :	0	0.00	0.00	0.00
HOST GOVERNMENT :	0	0.00	0.00	0.00
OTHER DEPARTMENT :	0	0.00	0.00	0.00
PROVINCES/MUNICIPALITIES :	0	0.00	0.00	0.00
J. ADMINISTRATION: PROGRAM MANAGEMENT & ADMIN. :		0.00	0.00	0.00
LEAVE, PROFESSIONAL DEVELOP :		0.00	0.00	0.00
K. SERVICE TO OTHER MISSION PROGRAMS :		0.00	0.00	0.00
L. TOURISM PROGRAM ACTIVITIES :		0.00	0.00	0.00
***** TOTALS *****		0.00	0.00	0.00

NUMBER OF BUSINESS VISITORS (PUBLIC SECTOR) FROM CANADA : 0

FROM TERRIT : 48

NUMBER OF BUSINESS VISITORS (PRIVATE SECTOR) FROM CANADA : 16

FROM TERRIT : 193

NUMBER OF PEMD APPLICATIONS COMMENTED ON : 0

NUMBER OF OCCUPIED OFFICER POSITIONS - CANADA BASED : 0

- LOCALLY ENGAGED : 0

19/05/95

Foreign Affairs and International Trade

TSRPT02E

TRADE TRACKING SYSTEM

WORKLOAD AND OFFICER SUMMARY ACTIVITY REPORT
FOR QUARTER 3 OF FISCAL YEAR 1994

POST : LIBREVILLE

	NUMBER	% OFFICER-TIME		TOTAL-TIME
		CANADA	LOC-ENG	PERSON-QTR
A.EXPORT/TRADE/POLICY ENQUIRIES FROM CANADA :	83	0.00	0.00	0.00
FROM TERRITORIES :	67	0.00	0.00	0.00
B.VISITS TO CLIENTS IN TERRITORY :	0	0.00	0.00	0.00
C.EXPORT/TRADE/POLICY PROJECTS AND EVENTS				
FAIRS :	0	0.00	0.00	0.00
MISSIONS :	0	0.00	0.00	0.00
CONFERENCE SEMINARS :	0	0.00	0.00	0.00
OTHER :	0	0.00	0.00	0.00
D.COMMERCIAL* ECONOMIC REPORTS HQ REQUESTED :	0	0.00	0.00	0.00
POST INITIATED :	0	0.00	0.00	0.00
E.COMMUNICATIONS ACTIVITIES :	0	0.00	0.00	0.00
F.INVESTMENT ENQUIRIES FROM CANADA :	0	0.00	0.00	0.00
FROM TERRITORIES :	0	0.00	0.00	0.00
G.TECHNOLOGY INFLOW PROGRAM ENQR'S FRM CANADA :	0	0.00	0.00	0.00
CONNECTIONS ARRANGED :	0	0.00	0.00	0.00
H.PARTICPT'N IN PROG-REL EVENTS OUTSIDE POST :		0.00	0.00	0.00
I.SERVICE REQUESTS FM GOV'T SOURCES				
NGO :	0	0.00	0.00	0.00
HOST GOVERNMENT :	0	0.00	0.00	0.00
OTHER DEPARTMENT :	0	0.00	0.00	0.00
PROVINCES/MUNICIPALITIES :	0	0.00	0.00	0.00
J.ADMINISTRATION: PROGRAM MANAGEMENT & ADMIN.:		0.00	0.00	0.00
LEAVE, PROFESSIONAL DEVELOP :		0.00	0.00	0.00
K.SERVICE TO OTHER MISSION PROGRAMS :		0.00	0.00	0.00
L.TOURISM PROGRAM ACTIVITIES :		0.00	0.00	0.00
***** TOTALS *****		0.00	0.00	0.00

NUMBER OF BUSINESS VISITORS (PUBLIC SECTOR) FROM CANADA : 7
FROM TERRIT : 19
NUMBER OF BUSINESS VISITORS (PRIVATE SECTOR) FROM CANADA : 23
FROM TERRIT : 24

NUMBER OF PEMD APPLICATIONS COMMENTED ON : 0

NUMBER OF OCCUPIED OFFICER POSITIONS - CANADA BASED : 0
- LOCALLY ENGAGED : 0

19/05/95

Foreign Affairs and International Trade

TSRPT02E

TRADE TRACKING SYSTEM

WORKLOAD AND OFFICER SUMMARY ACTIVITY REPORT
FOR QUARTER 3 OF FISCAL YEAR 1994

POST : LUSAKA

	NUMBER	% OFFICER-TIME		TOTAL-TIME
		CANADA	LOC-ENG	PERSON-QTR
A.EXPORT/TRADE/POLICY ENQUIRIES FROM CANADA :	38	0.00	0.00	0.00
FROM TERRITORIES :	19	0.00	0.00	0.00
B.VISITS TO CLIENTS IN TERRITORY :	0	0.00	0.00	0.00
C.EXPORT/TRADE/POLICY PROJECTS AND EVENTS				
FAIRS :	0	0.00	0.00	0.00
MISSIONS :	0	0.00	0.00	0.00
CONFERENCE SEMINARS :	0	0.00	0.00	0.00
OTHER :	0	0.00	0.00	0.00
D.COMMERCIAL* ECONOMIC REPORTS HQ REQUESTED :	0	0.00	0.00	0.00
POST INITIATED :	0	0.00	0.00	0.00
E.COMMUNICATIONS ACTIVITIES :	0	0.00	0.00	0.00
F.INVESTMENT ENQUIRIES				
FROM CANADA :	0	0.00	0.00	0.00
FROM TERRITORIES :	0	0.00	0.00	0.00
G.TECHNOLOGY INFLOW PROGRAM ENQR'S FRM CANADA :	0	0.00	0.00	0.00
CONNECTIONS ARRANGED :	0	0.00	0.00	0.00
H.PARTICPT'N IN PROG-REL EVENTS OUTSIDE POST :		0.00	0.00	0.00
I.SERVICE REQUESTS FM GOV'T SOURCES				
NGO :	0	0.00	0.00	0.00
HOST GOVERNMENT :	0	0.00	0.00	0.00
OTHER DEPARTMENT :	0	0.00	0.00	0.00
PROVINCES/MUNICIPALITIES :	0	0.00	0.00	0.00
J.ADMINISTRATION: PROGRAM MANAGEMENT & ADMIN.:		0.00	0.00	0.00
LEAVE, PROFESSIONAL DEVELOP :		0.00	0.00	0.00
K.SERVICE TO OTHER MISSION PROGRAMS :		0.00	0.00	0.00
L.TOURISM PROGRAM ACTIVITIES :		0.00	0.00	0.00
***** TOTALS *****		0.00	0.00	0.00

NUMBER OF BUSINESS VISITORS (PUBLIC SECTOR) FROM CANADA : 5

FROM TERRIT : 3

NUMBER OF BUSINESS VISITORS (PRIVATE SECTOR) FROM CANADA : 6

FROM TERRIT : 3

NUMBER OF PEMD APPLICATIONS COMMENTED ON : 0

NUMBER OF OCCUPIED OFFICER POSITIONS - CANADA BASED : 0

- LOCALLY ENGAGED : 0

19/05/95

Foreign Affairs and International Trade

TSRPT02E

TRADE TRACKING SYSTEM

WORKLOAD AND OFFICER SUMMARY ACTIVITY REPORT
FOR QUARTER 3 OF FISCAL YEAR 1994

POST : NAIROBI

	NUMBER	% OFFICER-TIME		TOTAL-TIME PERSON-QTR
		CANADA	LOC-ENG	
A.EXPORT/TRADE/POLICY ENQUIRIES FROM CANADA	: 154	0.00	0.00	0.00
FROM TERRITORIES	: 268	0.00	0.00	0.00
B.VISITS TO CLIENTS IN TERRITORY	: 0	0.00	0.00	0.00
C.EXPORT/TRADE/POLICY PROJECTS AND EVENTS				
FAIRS	: 0	0.00	0.00	0.00
MISSIONS	: 0	0.00	0.00	0.00
CONFERENCE SEMINARS	: 0	0.00	0.00	0.00
OTHER	: 0	0.00	0.00	0.00
D.COMMERCIAL* ECONOMIC REPORTS HQ REQUESTED	: 0	0.00	0.00	0.00
POST INITIATED	: 0	0.00	0.00	0.00
E.COMMUNICATIONS ACTIVITIES	: 0	0.00	0.00	0.00
F.INVESTMENT ENQUIRIES				
FROM CANADA	: 0	0.00	0.00	0.00
FROM TERRITORIES	: 0	0.00	0.00	0.00
G.TECHNOLOGY INFLOW PROGRAM ENQR'S FRM CANADA	: 0	0.00	0.00	0.00
CONNECTIONS ARRANGED	: 0	0.00	0.00	0.00
H.PARTICPT'N IN PROG-REL EVENTS OUTSIDE POST	: 0	0.00	0.00	0.00
I.SERVICE REQUESTS FM GOV'T SOURCES				
NGO	: 0	0.00	0.00	0.00
HOST GOVERNMENT	: 0	0.00	0.00	0.00
OTHER DEPARTMENT	: 0	0.00	0.00	0.00
PROVINCES/MUNICIPALITIES	: 0	0.00	0.00	0.00
J.ADMINISTRATION: PROGRAM MANAGEMENT & ADMIN.	: 0	0.00	0.00	0.00
LEAVE, PROFESSIONAL DEVELOP	: 0	0.00	0.00	0.00
K.SERVICE TO OTHER MISSION PROGRAMS	: 0	0.00	0.00	0.00
L.TOURISM PROGRAM ACTIVITIES	: 0	0.00	0.00	0.00
***** TOTALS *****		0.00	0.00	0.00

NUMBER OF BUSINESS VISITORS (PUBLIC SECTOR)	FROM CANADA	: 5
	FROM TERRIT	: 24
NUMBER OF BUSINESS VISITORS (PRIVATE SECTOR)	FROM CANADA	: 21
	FROM TERRIT	: 96

NUMBER OF PEMD APPLICATIONS COMMENTED ON	:	0
NUMBER OF OCCUPIED OFFICER POSITIONS	- CANADA BASED	: 0
	- LOCALLY ENGAGED	: 0

19/05/95

Foreign Affairs and International Trade

TSRPT02E

TRADE TRACKING SYSTEM

WORKLOAD AND OFFICER SUMMARY ACTIVITY REPORT
FOR QUARTER 3 OF FISCAL YEAR 1994

POST : PRETORIA

	NUMBER	% OFFICER-TIME CANADA	LOC-ENG	TOTAL-TIME PERSON-QTR
A.EXPORT/TRADE/POLICY ENQUIRIES FROM CANADA :	627	6.00	35.00	0.82
FROM TERRITORIES :	421	12.50	19.00	0.63
B.VISITS TO CLIENTS IN TERRITORY :	48	15.00	5.00	0.40
C.EXPORT/TRADE/POLICY PROJECTS AND EVENTS				
FAIRS :	1	2.50	16.00	0.37
MISSIONS :	1	18.50	7.50	0.52
CONFERENCE SEMINARS :	1	0.00	1.00	0.02
OTHER :	0	0.00	0.00	0.00
D.COMMERCIAL* ECONOMIC REPORTS HQ REQUESTED :	4	8.50	4.00	0.25
POST INITIATED :	3	2.00	2.50	0.09
E.COMMUNICATIONS ACTIVITIES :	1	1.00	0.00	0.02
F.INVESTMENT ENQUIRIES				
FROM CANADA :	2	0.50	0.00	0.01
FROM TERRITORIES :	3	0.50	0.00	0.01
G.TECHNOLOGY INFLOW PROGRAM ENQR'S FRM CANADA :	0	0.00	0.00	0.00
CONNECTIONS ARRANGED :	0	0.00	0.00	0.00
H.PARTICPT'N IN PROG-REL EVENTS OUTSIDE POST :		10.00	0.00	0.20
I.SERVICE REQUESTS FM GOV'T SOURCES				
NGO :	3	0.50	0.00	0.01
HOST GOVERNMENT :	1	0.50	0.00	0.01
OTHER DEPARTMENT :	3	2.50	0.00	0.05
PROVINCES/MUNICIPALITIES :	2	2.50	0.00	0.05
J.ADMINISTRATION: PROGRAM MANAGEMENT & ADMIN.:		15.50	9.00	0.49
LEAVE, PROFESSIONAL DEVELOP :		0.50	1.00	0.03
K.SERVICE TO OTHER MISSION PROGRAMS :		1.00	0.00	0.02
L.TOURISM PROGRAM ACTIVITIES :		0.00	0.00	0.00
***** TOTALS *****		100.00	100.00	4.00

NUMBER OF BUSINESS VISITORS (PUBLIC SECTOR) FROM CANADA : 12

FROM TERRIT : 1

NUMBER OF BUSINESS VISITORS (PRIVATE SECTOR) FROM CANADA : 29

FROM TERRIT : 52

NUMBER OF PEMD APPLICATIONS COMMENTED ON : 3

NUMBER OF OCCUPIED OFFICER POSITIONS - CANADA BASED : 2

- LOCALLY ENGAGED : 2

19/05/95

Foreign Affairs and International Trade

TSRPT02E

TRADE TRACKING SYSTEM

WORKLOAD AND OFFICER SUMMARY ACTIVITY REPORT
FOR QUARTER 3 OF FISCAL YEAR 1994

POST : RABAT

	NUMBER	% OFFICER-TIME		TOTAL-TIME
		CANADA	LOC-ENG	PERSON-QTR
A.EXPORT/TRADE/POLICY ENQUIRIES FROM CANADA :	211	25.00	47.50	1.20
FROM TERRITORIES :	140	20.00	25.00	0.70
B.VISITS TO CLIENTS IN TERRITORY :	21	15.00	17.50	0.50
C.EXPORT/TRADE/POLICY PROJECTS AND EVENTS				
FAIRS :	0	0.00	0.00	0.00
MISSIONS :	0	5.00	0.00	0.05
CONFERENCE SEMINARS :	0	0.00	0.00	0.00
OTHER :	0	0.00	0.00	0.00
D.COMMERCIAL* ECONOMIC REPORTS HQ REQUESTED :	0	6.00	0.00	0.06
POST INITIATED :	0	4.00	0.00	0.04
E.COMMUNICATIONS ACTIVITIES :	0	6.00	0.00	0.06
F.INVESTMENT ENQUIRIES				
FROM CANADA :	0	1.00	0.00	0.01
FROM TERRITORIES :	0	1.00	0.00	0.01
G.TECHNOLOGY INFLOW PROGRAM ENQR'S FRM CANADA :	0	0.00	0.00	0.00
CONNECTIONS ARRANGED :	0	0.00	0.00	0.00
H.PARTICPT'N IN PROG-REL EVENTS OUTSIDE POST :		0.00	0.00	0.00
I.SERVICE REQUESTS FM GOV'T SOURCES				
NGO :	0	1.00	0.00	0.01
HOST GOVERNMENT :	0	1.00	0.00	0.01
OTHER DEPARTMENT :	0	3.00	0.00	0.03
PROVINCES/MUNICIPALITIES :	0	1.00	0.00	0.01
J.ADMINISTRATION: PROGRAM MANAGEMENT & ADMIN.:		5.00	5.00	0.15
LEAVE, PROFESSIONAL DEVELOP :		0.00	5.00	0.10
K.SERVICE TO OTHER MISSION PROGRAMS :		6.00	0.00	0.06
L.TOURISM PROGRAM ACTIVITIES :		0.00	0.00	0.00
***** TOTALS *****		100.00	100.00	3.00

NUMBER OF BUSINESS VISITORS (PUBLIC SECTOR)	FROM CANADA :	2
	FROM TERRIT :	4
NUMBER OF BUSINESS VISITORS (PRIVATE SECTOR)	FROM CANADA :	28
	FROM TERRIT :	60
NUMBER OF PEMD APPLICATIONS COMMENTED ON :		3
NUMBER OF OCCUPIED OFFICER POSITIONS	- CANADA BASED :	1
	- LOCALLY ENGAGED :	2

19/05/95

Foreign Affairs and International Trade

TSRPT02E

TRADE TRACKING SYSTEM

WORKLOAD AND OFFICER SUMMARY ACTIVITY REPORT
FOR QUARTER 3 OF FISCAL YEAR 1994

POST : RIYADH

	NUMBER	% OFFICER-TIME		TOTAL-TIME
		CANADA	LOC-ENG	PERSON-QTR
A. EXPORT/TRADE/POLICY ENQUIRIES FROM CANADA	: 516	16.25	30.00	1.55
FROM TERRITORIES	: 713	21.25	25.00	1.60
B. VISITS TO CLIENTS IN TERRITORY	: 145	12.00	8.33	0.73
C. EXPORT/TRADE/POLICY PROJECTS AND EVENTS				
FAIRS	: 3	1.50	0.00	0.06
MISSIONS	: 5	10.00	10.00	0.70
CONFERENCE SEMINARS	: 2	3.75	0.00	0.15
OTHER	: 2	1.25	0.00	0.05
D. COMMERCIAL* ECONOMIC REPORTS HQ REQUESTED	: 7	0.75	3.00	0.12
POST INITIATED	: 5	0.50	2.00	0.08
E. COMMUNICATIONS ACTIVITIES	: 10	4.25	0.00	0.17
F. INVESTMENT ENQUIRIES				
FROM CANADA	: 6	0.00	0.00	0.00
FROM TERRITORIES	: 14	1.25	0.00	0.05
G. TECHNOLOGY INFLOW PROGRAM ENQR'S FRM CANADA	: 0	0.00	0.00	0.00
CONNECTIONS ARRANGED	: 0	0.00	0.00	0.00
H. PARTICIP'TN IN PROG-REL EVENTS OUTSIDE POST	: 5.75	5.00		0.38
I. SERVICE REQUESTS FM GOV'T SOURCES				
NGO	: 25	1.25	0.33	0.06
HOST GOVERNMENT	: 18	1.25	0.66	0.07
OTHER DEPARTMENT	: 7	3.75	1.66	0.20
PROVINCES/MUNICIPALITIES	: 22	0.25	0.66	0.03
J. ADMINISTRATION: PROGRAM MANAGEMENT & ADMIN.	: 5.50	5.00		0.37
LEAVE, PROFESSIONAL DEVELOP	: 7.00	0.00		0.28
K. SERVICE TO OTHER MISSION PROGRAMS	: 2.50	3.33		0.20
L. TOURISM PROGRAM ACTIVITIES	: 0.00	5.00		0.15
***** TOTALS *****		100.00	99.97	7.00

NUMBER OF BUSINESS VISITORS (PUBLIC SECTOR)	FROM CANADA	: 25
	FROM TERRIT	: 72
NUMBER OF BUSINESS VISITORS (PRIVATE SECTOR)	FROM CANADA	: 65
	FROM TERRIT	: 264
NUMBER OF PEMD APPLICATIONS COMMENTED ON		: 4
NUMBER OF OCCUPIED OFFICER POSITIONS	-CANADA BASED	: 4
	-LOCALLY ENGAGED	: 3

19/05/95

Foreign Affairs and International Trade

TSRPT02E

TRADE TRACKING SYSTEM

WORKLOAD AND OFFICER SUMMARY ACTIVITY REPORT
FOR QUARTER 3 OF FISCAL YEAR 1994

POST : TEHRAN

	NUMBER	% OFFICER-TIME		TOTAL-TIME PERSON-QTR
		CANADA	LOC-ENG	
A.EXPORT/TRADE/POLICY ENQUIRIES FROM CANADA :	305	25.00	36.00	1.47
FROM TERRITORIES :	495	11.66	16.00	0.67
B.VISITS TO CLIENTS IN TERRITORY :	128	12.00	18.00	0.72
C.EXPORT/TRADE/POLICY FAIRS :	1	8.33	11.00	0.47
PROJECTS AND EVENTS MISSIONS :	2	3.33	4.00	0.18
CONFERENCE SEMINARS :	0	0.00	0.00	0.00
OTHER :	0	0.00	0.00	0.00
D.COMMERCIAL* ECONOMIC REPORTS HQ REQUESTED :	4	2.00	7.50	0.21
POST INITIATED :	6	2.00	4.00	0.14
E.COMMUNICATIONS ACTIVITIES :	0	0.00	0.00	0.00
F.INVESTMENT ENQUIRIES FROM CANADA :	3	0.66	0.00	0.02
FROM TERRITORIES :	9	1.33	0.50	0.05
G.TECHNOLOGY INFLOW PROGRAM ENQR'S FRM CANADA :	0	0.00	0.00	0.00
CONNECTIONS ARRANGED :	0	0.00	0.00	0.00
H.PARTICPT'N IN PROG-REL EVENTS OUTSIDE POST :		3.33	0.00	0.10
I.SERVICE REQUESTS FM GOV'T SOURCES NGO :	0	0.00	0.00	0.00
HOST GOVERNMENT :	1	2.00	0.00	0.06
OTHER DEPARTMENT :	0	0.00	0.00	0.00
PROVINCES/MUNICIPALITIES :	0	0.00	0.00	0.00
J.ADMINISTRATION: PROGRAM MANAGEMENT & ADMIN.:		8.33	0.00	0.25
LEAVE, PROFESSIONAL DEVELOP :		13.33	2.50	0.45
K.SERVICE TO OTHER MISSION PROGRAMS :		6.66	0.50	0.21
L.TOURISM PROGRAM ACTIVITIES :		0.00	0.00	0.00
***** TOTALS *****		99.96	100.00	5.00

NUMBER OF BUSINESS VISITORS (PUBLIC SECTOR) FROM CANADA :	7
FROM TERRIT :	28
NUMBER OF BUSINESS VISITORS (PRIVATE SECTOR) FROM CANADA :	111
FROM TERRIT :	174
NUMBER OF PEMD APPLICATIONS COMMENTED ON :	1
NUMBER OF OCCUPIED OFFICER POSITIONS -CANADA BASED :	3
-LOCALLY ENGAGED :	2

19/05/95

Foreign Affairs and International Trade

TSRPT02E

TRADE TRACKING SYSTEM

WORKLOAD AND OFFICER SUMMARY ACTIVITY REPORT
FOR QUARTER 3 OF FISCAL YEAR 1994

POST : TEL AVIV

	NUMBER	% OFFICER-TIME CANADA	LOC-ENG	TOTAL-TIME PERSON-QTR
A.EXPORT/TRADE/POLICY ENQUIRIES FROM CANADA	: 550	20.00	17.50	0.55
FROM TERRITORIES	: 710	5.00	16.00	0.37
B.VISITS TO CLIENTS IN TERRITORY	: 70	15.00	15.00	0.45
C.EXPORT/TRADE/POLICY PROJECTS AND EVENTS				
FAIRS	: 1	0.00	7.50	0.15
MISSIONS	: 2	10.00	7.50	0.25
CONFERENCE SEMINARS	: 2	2.00	6.50	0.15
OTHER	: 0	0.00	0.00	0.00
D.COMMERCIAL* ECONOMIC REPORTS HQ REQUESTED	: 6	5.00	10.00	0.25
POST INITIATED	: 0	5.00	0.00	0.05
E.COMMUNICATIONS ACTIVITIES	: 1	6.00	0.00	0.06
F.INVESTMENT ENQUIRIES				
FROM CANADA	: 0	0.00	0.00	0.00
FROM TERRITORIES	: 0	0.00	0.00	0.00
G.TECHNOLOGY INFLOW PROGRAM ENQR'S FRM CANADA	: 12	2.00	4.00	0.10
CONNECTIONS ARRANGED	: 5	0.00	6.00	0.12
H.PARTICPT'N IN PROG-REL EVENTS OUTSIDE POST	: 0	0.00	5.00	0.10
I.SERVICE REQUESTS FM GOV'T SOURCES				
NGO	: 0	0.00	0.00	0.00
HOST GOVERNMENT	: 0	0.00	0.00	0.00
OTHER DEPARTMENT	: 10	2.00	0.00	0.02
PROVINCES/MUNICIPALITIES	: 0	0.00	0.00	0.00
J.ADMINISTRATION: PROGRAM MANAGEMENT & ADMIN.	: 12.00	12.00	0.00	0.12
LEAVE, PROFESSIONAL DEVELOP	: 12.00	12.00	5.00	0.22
K.SERVICE TO OTHER MISSION PROGRAMS	: 2.00	2.00	0.00	0.02
L.TOURISM PROGRAM ACTIVITIES	: 2.00	2.00	0.00	0.02
***** TOTALS *****		100.00	100.00	3.00

NUMBER OF BUSINESS VISITORS (PUBLIC SECTOR) FROM CANADA : 13
 FROM TERRIT : 32
 NUMBER OF BUSINESS VISITORS (PRIVATE SECTOR) FROM CANADA : 46
 FROM TERRIT : 162

NUMBER OF PEMD APPLICATIONS COMMENTED ON : 3

NUMBER OF OCCUPIED OFFICER POSITIONS - CANADA BASED : 1
 - LOCALLY ENGAGED : 2

19/05/95

Foreign Affairs and International Trade

TSRPT02E

TRADE TRACKING SYSTEM

WORKLOAD AND OFFICER SUMMARY ACTIVITY REPORT
FOR QUARTER 3 OF FISCAL YEAR 1994

POST : TUNIS

	NUMBER	% OFFICER-TIME CANADA	LOC-ENG	TOTAL-TIME PERSON-QTR
A. EXPORT/TRADE/POLICY ENQUIRIES FROM CANADA :	290	30.00	40.00	0.70
FROM TERRITORIES :	174	20.00	18.00	0.38
B. VISITS TO CLIENTS IN TERRITORY :	41	25.00	14.00	0.39
C. EXPORT/TRADE/POLICY FAIRS :	2	3.00	10.00	0.13
PROJECTS AND EVENTS MISSIONS :	3	2.00	10.00	0.12
CONFERENCE SEMINARS :	0	0.00	0.00	0.00
OTHER :	0	0.00	0.00	0.00
D. COMMERCIAL* ECONOMIC REPORTS HQ REQUESTED :	3	2.00	1.00	0.03
POST INITIATED :	3	2.00	2.00	0.04
E. COMMUNICATIONS ACTIVITIES :	1	1.00	0.00	0.01
F. INVESTMENT ENQUIRIES FROM CANADA :	0	0.00	0.00	0.00
FROM TERRITORIES :	0	0.00	0.00	0.00
G. TECHNOLOGY INFLOW PROGRAM ENQR'S FRM CANADA :	0	0.00	0.00	0.00
CONNECTIONS ARRANGED :	0	0.00	0.00	0.00
H. PARTICIP'TN IN PROG-REL EVENTS OUTSIDE POST :		5.00	0.00	0.05
I. SERVICE REQUESTS FM GOV'T SOURCES NGO :	0	0.00	0.00	0.00
HOST GOVERNMENT :	4	2.00	1.00	0.03
OTHER DEPARTMENT :	0	0.00	0.00	0.00
PROVINCES/MUNICIPALITIES :	5	3.00	2.00	0.05
J. ADMINISTRATION: PROGRAM MANAGEMENT & ADMIN. :		3.00	1.00	0.04
LEAVE, PROFESSIONAL DEVELOP :		0.00	0.00	0.00
K. SERVICE TO OTHER MISSION PROGRAMS :		2.00	1.00	0.03
L. TOURISM PROGRAM ACTIVITIES :		0.00	0.00	0.00
***** TOTALS *****		100.00	100.00	2.00

NUMBER OF BUSINESS VISITORS (PUBLIC SECTOR) FROM CANADA :	10
FROM TERRIT :	8
NUMBER OF BUSINESS VISITORS (PRIVATE SECTOR) FROM CANADA :	63
FROM TERRIT :	49
NUMBER OF PEMD APPLICATIONS COMMENTED ON :	2
NUMBER OF OCCUPIED OFFICER POSITIONS - CANADA BASED :	1
- LOCALLY ENGAGED :	1

19/05/95

Foreign Affairs and International Trade

TSRPT02E

TRADE TRACKING SYSTEM

WORKLOAD AND OFFICER SUMMARY ACTIVITY REPORT
FOR QUARTER 3 OF FISCAL YEAR 1994

POST : YAOUNDE

	NUMBER	% OFFICER-TIME CANADA	LOC-ENG	TOTAL-TIME PERSON-QTR
A.EXPORT/TRADE/POLICY ENQUIRIES FROM CANADA :	184	0.00	26.00	0.26
FROM TERRITORIES :	94	0.00	12.00	0.12
B.VISITS TO CLIENTS IN TERRITORY :	14	0.00	8.00	0.08
C.EXPORT/TRADE/POLICY PROJECTS AND EVENTS				
FAIRS :	0	0.00	0.00	0.00
MISSIONS :	2	0.00	8.00	0.08
CONFERENCE SEMINARS :	0	0.00	0.00	0.00
OTHER :	0	0.00	0.00	0.00
D.COMMERCIAL* ECONOMIC REPORTS HQ REQUESTED :	5	0.00	10.00	0.10
POST INITIATED :	4	0.00	6.00	0.06
E.COMMUNICATIONS ACTIVITIES :	0	0.00	0.00	0.00
F.INVESTMENT ENQUIRIES				
FROM CANADA :	0	0.00	0.00	0.00
FROM TERRITORIES :	0	0.00	0.00	0.00
G.TECHNOLOGY INFLOW PROGRAM ENQR'S FRM CANADA :	0	0.00	0.00	0.00
CONNECTIONS ARRANGED :	0	0.00	0.00	0.00
H.PARTICPT'N IN PROG-REL EVENTS OUTSIDE POST :		0.00	5.00	0.05
I.SERVICE REQUESTS FM GOV'T SOURCES				
NGO :	0	0.00	2.00	0.02
HOST GOVERNMENT :	0	0.00	3.00	0.03
OTHER DEPARTMENT :	0	0.00	0.00	0.00
PROVINCES/MUNICIPALITIES :	0	0.00	0.00	0.00
J.ADMINISTRATION: PROGRAM MANAGEMENT & ADMIN.:		0.00	5.00	0.05
LEAVE, PROFESSIONAL DEVELOP :		0.00	0.00	0.00
K.SERVICE TO OTHER MISSION PROGRAMS :		0.00	15.00	0.15
L.TOURISM PROGRAM ACTIVITIES :		0.00	0.00	0.00
***** TOTALS *****		0.00	100.00	1.00

NUMBER OF BUSINESS VISITORS (PUBLIC SECTOR)	FROM CANADA :	8
	FROM TERRIT :	26
NUMBER OF BUSINESS VISITORS (PRIVATE SECTOR)	FROM CANADA :	10
	FROM TERRIT :	61
NUMBER OF PEMD APPLICATIONS COMMENTED ON	:	2
NUMBER OF OCCUPIED OFFICER POSITIONS	- CANADA BASED :	0
	- LOCALLY ENGAGED :	1

19/05/97

REPORT

TRACE TRACKING SYSTEM

WORKLOAD AND OFFICER ACTIVITY REPORT
FOR QUARTER 1 OF FISCAL YEAR 1997

REGION

ASIA PACIFIC

ASIA & PACIFIC

A. EXPORT/TRADE POLICY ENFORCEMENT FROM CANADA 1-1477 17.84 20.93 38.77
FROM TERRITORIES 1-1590 9.12 17.95 27.07

B. VISITS TO CANADA PRC 1-1770 11.06 14.01

C. EXPORT TRADE/COMMERCE PROJECTS AND EVENTS BEIJING 5.37 5.85
HONG KONG 2.71 17.42
SHANGHAI 4.17 5.64
TOKYO 2.04 3.05

D. CONSORTIAL ECONOMIC PARTNERSHIPS TO PROMOTE GOVT INTERESTS PKE 1-1770 2.25 2.53

E. COMMUNICATIONS ACTS CTOT/TAIPEI 0.54 1.88
* HANOI 1.75 2.97
SEOUL 2.34 2.38
BOMBAY 1.75 2.97
DHAKA 2.34 2.38
ISLAMABAD
NEW DELHI

F. TECHNOLOGY INFLOW FROM CANADA'S FOR CANADA 1-1770 0.20 1.20 1.40
FROM TERRITORIES 1-1770 0.18 0.01 0.01

G. PARTICIPATION IN TRADE BANGKOK 0.03 2.35
JAKARTA 0.14 0.86
KUALA LUMPUR 1.04 2.41
MANILA 2.40 2.95
SINGAPORE 1.92 3.17
AUCKLAND
CANBERRA
SYDNEY

H. ADMINISTRATION PROGRAMS MANAGEMENT 1-1770 10.81 2.56 8.73
ADMIN, PROFESSIONAL LEVELS 1-1770 7.76 2.16 3.82

I. SERVICES TO OTHER MISSION PROGRAMS 1-1770 2.79 0.39 2.03

J. TOURISM PROGRAM ACTIVITIES 1-1770 1.77 5.84 3.75

K. TOTAL 1-1770 85.88 87.87 133.00

L. NUMBER OF BUSINESS VISITORS (PUBLIC SECTOR) FROM CANADA 1-1770 119
FROM TERRITORY 713
M. NUMBER OF BUSINESS VISITORS (PRIVATE SECTOR) FROM CANADA 1-1770 1180
FROM TERRITORY 1052

* Quarterly reports for these posts were not available.

N. NUMBER OF OCCUPIED OFFICER POSITIONS - CANADA 1-1770 83
- TERRITORY 71

19/05/95

Foreign Affairs and International Trade

TSRPT02E

TRADE TRACKING SYSTEM

WORKLOAD AND OFFICER SUMMARY ACTIVITY REPORT
FOR QUARTER 3 OF FISCAL YEAR 1994

REGION : ASIA PACIFIC

	NUMBER	% OFFICER-TIME CANADA	LOC-ENG	TOTAL-TIME PERSON-QTR
A. EXPORT/TRADE/POLICY ENQUIRIES FROM CANADA	: 11172	15.94	20.82	24.82
FROM TERRITORIES	: 15920	9.50	17.95	18.90
B. VISITS TO CLIENTS IN TERRITORY	: 2769	9.86	11.06	14.01
C. EXPORT/TRADE/POLICY PROJECTS AND EVENTS				
FAIRS	: 98	5.20	5.10	6.85
MISSIONS	: 172	12.30	8.32	13.42
CONFERENCE SEMINARS	: 122	4.23	4.27	5.66
OTHER	: 90	3.30	2.56	3.85
D. COMMERCIAL* ECONOMIC REPORTS				
HQ REQUESTED	: 140	1.52	2.22	2.55
POST INITIATED	: 337	4.57	4.10	5.74
E. COMMUNICATIONS ACTIVITIES	: 192	1.55	0.98	1.65
F. INVESTMENT ENQUIRIES				
FROM CANADA	: 183	1.16	1.72	1.97
FROM TERRITORIES	: 281	1.23	2.24	2.39
G. TECHNOLOGY INFLOW PROGRAM ENQR'S FRM CANADA	: 63	0.20	1.20	1.01
CONNECTIONS ARRANGED	: 25	0.10	0.01	0.07
H. PARTICIP'TN IN PROG-REL EVENTS OUTSIDE POST	: 1.49		0.63	1.35
I. SERVICE REQUESTS FM GOV'T SOURCES				
NGO	: 218	0.66	0.63	0.86
HOST GOVERNMENT	: 411	2.03	1.63	2.41
OTHER DEPARTMENT	: 477	2.40	2.06	2.95
PROVINCES/MUNICIPALITIES	: 475	3.49	1.52	3.19
J. ADMINISTRATION: PROGRAM MANAGEMENT & ADMIN.	: 10.83		2.56	8.29
LEAVE, PROFESSIONAL DEVELOP	: 3.76		2.16	3.82
K. SERVICE TO OTHER MISSION PROGRAMS	: 2.79		0.59	2.09
L. TOURISM PROGRAM ACTIVITIES	: 1.77		5.54	5.15
***** TOTALS *****		99.88	99.87	133.00

NUMBER OF BUSINESS VISITORS (PUBLIC SECTOR) FROM CANADA : 959
 FROM TERRIT : 713
 NUMBER OF BUSINESS VISITORS (PRIVATE SECTOR) FROM CANADA : 3100
 FROM TERRIT : 10251

NUMBER OF PEMD APPLICATIONS COMMENTED ON : 77

NUMBER OF OCCUPIED OFFICER POSITIONS - CANADA BASED : 59
 - LOCALLY ENGAGED : 74

25/01/95

Foreign Affairs and International Trade

TSRPT02E

TRADE TRACKING SYSTEM

WORKLOAD AND OFFICER SUMMARY ACTIVITY REPORT
FOR QUARTER 3 OF FISCAL YEAR 1994

SUB-REGION: CHINA, HONG KONG

	NUMBER	% OFFICER-TIME		TOTAL-TIME PERSON-QTR
		CANADA	LOC-ENG	
A.EXPORT/TRADE/POLICY ENQUIRIES FROM CANADA :	1614	17.09	18.76	3.38
FROM TERRITORIES :	712	7.27	17.13	2.17
B.VISITS TO CLIENTS IN TERRITORY :	250	9.18	16.88	2.36
C.EXPORT/TRADE/POLICY PROJECTS AND EVENTS				
FAIRS :	10	1.63	3.50	0.46
MISSIONS :	48	23.10	17.00	3.90
CONFERENCE SEMINARS :	9	1.00	5.00	0.51
OTHER :	4	1.82	0.38	0.23
D.COMMERCIAL* ECONOMIC REPORTS HQ REQUESTED :	17	0.91	0.00	0.10
POST INITIATED :	13	1.72	0.00	0.19
E.COMMUNICATIONS ACTIVITIES :	12	0.82	0.00	0.09
F.INVESTMENT ENQUIRIES				
FROM CANADA :	40	0.63	3.25	0.33
FROM TERRITORIES :	86	0.55	3.87	0.37
G.TECHNOLOGY INFLOW PROGRAM ENQR'S FRM CANADA :	2	0.09	0.00	0.01
CONNECTIONS ARRANGED :	0	0.00	0.00	0.00
H.PARTICPT'N IN PROG-REL EVENTS OUTSIDE POST :		3.18	5.75	0.81
I.SERVICE REQUESTS FM GOV'T SOURCES				
NGO :	65	0.27	1.50	0.15
HOST GOVERNMENT :	68	0.82	0.75	0.15
OTHER DEPARTMENT :	93	3.00	1.88	0.48
PROVINCES/MUNICIPALITIES :	132	5.27	1.75	0.72
J.ADMINISTRATION: PROGRAM MANAGEMENT & ADMIN.:		13.00	2.12	1.60
LEAVE, PROFESSIONAL DEVELOP :		5.27	0.25	0.60
K.SERVICE TO OTHER MISSION PROGRAMS :		3.36	0.12	0.38
L.TOURISM PROGRAM ACTIVITIES :		0.00	0.12	0.01
***** TOTALS *****		99.98	100.01	19.00

NUMBER OF BUSINESS VISITORS (PUBLIC SECTOR)	FROM CANADA :	308
	FROM TERRIT :	184
NUMBER OF BUSINESS VISITORS (PRIVATE SECTOR)	FROM CANADA :	768
	FROM TERRIT :	507

NUMBER OF PEMD APPLICATIONS COMMENTED ON	:	30
--	---	----

NUMBER OF OCCUPIED OFFICER POSITIONS	- CANADA BASED :	11
	- LOCALLY ENGAGED :	8

19/05/95

Foreign Affairs and International Trade

TSRPT02E

TRADE TRACKING SYSTEM

WORKLOAD AND OFFICER SUMMARY ACTIVITY REPORT
FOR QUARTER 3 OF FISCAL YEAR 1994

POST : BEIJING

	NUMBER	% OFFICER-TIME CANADA	LOC-ENG	TOTAL-TIME PERSON-QTR
A.EXPORT/TRADE/POLICY ENQUIRIES FROM CANADA	768	17.83	0.00	1.07
FROM TERRITORIES	458	7.66	0.00	0.46
B.VISITS TO CLIENTS IN TERRITORY	86	7.00	0.00	0.42
C.EXPORT/TRADE/POLICY PROJECTS AND EVENTS				
FAIRS	8	2.16	0.00	0.13
MISSIONS	19	26.50	0.00	1.59
CONFERENCE SEMINARS	7	1.83	0.00	0.11
OTHER	4	3.33	0.00	0.20
D.COMMERCIAL* ECONOMIC REPORTS HQ REQUESTED	17	1.66	0.00	0.10
POST INITIATED	9	1.33	0.00	0.08
E.COMMUNICATIONS ACTIVITIES	12	1.50	0.00	0.09
F.INVESTMENT ENQUIRIES				
FROM CANADA	15	0.33	0.00	0.02
FROM TERRITORIES	22	1.00	0.00	0.06
G.TECHNOLOGY INFLOW PROGRAM ENQR'S FRM CANADA	2	0.16	0.00	0.01
CONNECTIONS ARRANGED	0	0.00	0.00	0.00
H.PARTICPT'N IN PROG-REL EVENTS OUTSIDE POST		5.83	0.00	0.35
I.SERVICE REQUESTS FM GOV'T SOURCES				
NGO	16	0.50	0.00	0.03
HOST GOVERNMENT	47	1.00	0.00	0.06
OTHER DEPARTMENT	70	4.83	0.00	0.29
PROVINCES/MUNICIPALITIES	91	8.16	0.00	0.49
J.ADMINISTRATION: PROGRAM MANAGEMENT & ADMIN.		3.00	0.00	0.18
LEAVE, PROFESSIONAL DEVELOP		4.00	0.00	0.24
K.SERVICE TO OTHER MISSION PROGRAMS		0.33	0.00	0.02
L.TOURISM PROGRAM ACTIVITIES		0.00	0.00	0.00
***** TOTALS *****		99.94	0.00	6.00

NUMBER OF BUSINESS VISITORS (PUBLIC SECTOR) FROM CANADA : 54

FROM TERRIT : 0

NUMBER OF BUSINESS VISITORS (PRIVATE SECTOR) FROM CANADA : 307

FROM TERRIT : 258

NUMBER OF PEMD APPLICATIONS COMMENTED ON : 13

NUMBER OF OCCUPIED OFFICER POSITIONS - CANADA BASED : 6

- LOCALLY ENGAGED : 0

19/05/95

Foreign Affairs and International Trade

TSRPT02E

TRADE TRACKING SYSTEM

WORKLOAD AND OFFICER SUMMARY ACTIVITY REPORT
FOR QUARTER 3 OF FISCAL YEAR 1994

POST : HONG KONG

	NUMBER	% OFFICER-TIME		TOTAL-TIME PERSON-QTR
		CANADA	LOC-ENG	
A.EXPORT/TRADE/POLICY ENQUIRIES FROM CANADA :	536	18.66	17.50	1.61
FROM TERRITORIES :	109	8.00	17.83	1.31
B.VISITS TO CLIENTS IN TERRITORY :	99	9.66	18.33	1.39
C.EXPORT/TRADE/POLICY PROJECTS AND EVENTS				
FAIRS :	1	0.00	3.00	0.18
MISSIONS :	24	8.33	12.66	1.01
CONFERENCE SEMINARS :	1	0.00	5.83	0.35
OTHER :	0	0.00	0.50	0.03
D.COMMERCIAL* ECONOMIC REPORTS HQ REQUESTED :	0	0.00	0.00	0.00
POST INITIATED :	4	3.66	0.00	0.11
E.COMMUNICATIONS ACTIVITIES :	0	0.00	0.00	0.00
F.INVESTMENT ENQUIRIES				
FROM CANADA :	22	0.00	3.50	0.21
FROM TERRITORIES :	58	0.00	4.33	0.26
G.TECHNOLOGY INFLOW PROGRAM ENQR'S FRM CANADA :	0	0.00	0.00	0.00
CONNECTIONS ARRANGED :	0	0.00	0.00	0.00
H.PARTICPT'N IN PROG-REL EVENTS OUTSIDE POST :		0.00	7.66	0.46
I.SERVICE REQUESTS FM GOV'T SOURCES				
NGO :	49	0.00	2.00	0.12
HOST GOVERNMENT :	21	1.00	1.00	0.09
OTHER DEPARTMENT :	23	1.33	2.50	0.19
PROVINCES/MUNICIPALITIES :	41	3.00	2.33	0.23
J.ADMINISTRATION: PROGRAM MANAGEMENT & ADMIN.:		28.33	0.33	0.87
LEAVE, PROFESSIONAL DEVELOP :		11.33	0.33	0.36
K.SERVICE TO OTHER MISSION PROGRAMS :		6.66	0.16	0.21
L.TOURISM PROGRAM ACTIVITIES :		0.00	0.16	0.01
***** TOTALS *****		99.96	99.95	9.00

NUMBER OF BUSINESS VISITORS (PUBLIC SECTOR) FROM CANADA : 176
FROM TERRIT : 142
NUMBER OF BUSINESS VISITORS (PRIVATE SECTOR) FROM CANADA : 298
FROM TERRIT : 220

NUMBER OF PEMD APPLICATIONS COMMENTED ON : 8

NUMBER OF OCCUPIED OFFICER POSITIONS -CANADA BASED : 3
-LOCALLY ENGAGED : 6

19/05/95

Foreign Affairs and International Trade

TSRPT02E

TRADE TRACKING SYSTEM

WORKLOAD AND OFFICER SUMMARY ACTIVITY REPORT
FOR QUARTER 3 OF FISCAL YEAR 1994

POST : SHANGHAI

	NUMBER	% OFFICER-TIME		TOTAL-TIME
		CANADA	LOC-ENG	PERSON-QTR
A. EXPORT/TRADE/POLICY ENQUIRIES FROM CANADA :	310	12.50	22.50	0.70
FROM TERRITORIES :	145	5.00	15.00	0.40
B. VISITS TO CLIENTS IN TERRITORY :	65	15.00	12.50	0.55
C. EXPORT/TRADE/POLICY PROJECTS AND EVENTS				
FAIRS :	1	2.50	5.00	0.15
MISSIONS :	5	35.00	30.00	1.30
CONFERENCE SEMINARS :	1	0.00	2.50	0.05
OTHER :	0	0.00	0.00	0.00
D. COMMERCIAL* ECONOMIC REPORTS HQ REQUESTED :	0	0.00	0.00	0.00
POST INITIATED :	0	0.00	0.00	0.00
E. COMMUNICATIONS ACTIVITIES :	0	0.00	0.00	0.00
F. INVESTMENT ENQUIRIES				
FROM CANADA :	3	2.50	2.50	0.10
FROM TERRITORIES :	6	0.00	2.50	0.05
G. TECHNOLOGY INFLOW PROGRAM ENQR'S FRM CANADA :	0	0.00	0.00	0.00
CONNECTIONS ARRANGED :	0	0.00	0.00	0.00
H. PARTICIP'TN IN PROG-REL EVENTS OUTSIDE POST :		0.00	0.00	0.00
I. SERVICE REQUESTS FM GOV'T SOURCES				
NGO :	0	0.00	0.00	0.00
HOST GOVERNMENT :	0	0.00	0.00	0.00
OTHER DEPARTMENT :	0	0.00	0.00	0.00
PROVINCES/MUNICIPALITIES :	0	0.00	0.00	0.00
J. ADMINISTRATION: PROGRAM MANAGEMENT & ADMIN.:		20.00	7.50	0.55
LEAVE, PROFESSIONAL DEVELOP :		0.00	0.00	0.00
K. SERVICE TO OTHER MISSION PROGRAMS :		7.50	0.00	0.15
L. TOURISM PROGRAM ACTIVITIES :		0.00	0.00	0.00
***** TOTALS *****		100.00	100.00	4.00

NUMBER OF BUSINESS VISITORS (PUBLIC SECTOR) FROM CANADA : 78

FROM TERRIT : 42

NUMBER OF BUSINESS VISITORS (PRIVATE SECTOR) FROM CANADA : 163

FROM TERRIT : 29

NUMBER OF PEMD APPLICATIONS COMMENTED ON : 9

NUMBER OF OCCUPIED OFFICER POSITIONS - CANADA BASED : 2

- LOCALLY ENGAGED : 2

25/01/95

Foreign Affairs and International Trade

TSRPT02E

TRADE TRACKING SYSTEM

WORKLOAD AND OFFICER SUMMARY ACTIVITY REPORT
FOR QUARTER 3 OF FISCAL YEAR 1994

SUB-REGION: JAPAN

	NUMBER	% OFFICER-TIME		TOTAL-TIME PERSON-QTR
		CANADA	LOC-ENG	
A. EXPORT/TRADE/POLICY ENQUIRIES FROM CANADA :	1782	12.89	14.93	5.92
FROM TERRITORIES :	6979	9.01	14.57	5.17
B. VISITS TO CLIENTS IN TERRITORY :	1019	13.12	11.76	5.17
C. EXPORT/TRADE/POLICY PROJECTS AND EVENTS				
FAIRS :	35	6.83	6.88	2.88
MISSIONS :	27	9.18	6.16	3.10
CONFERENCE SEMINARS :	40	7.42	6.72	2.94
OTHER :	10	3.65	3.36	1.46
D. COMMERCIAL* ECONOMIC REPORTS HQ REQUESTED :	5	0.58	2.40	0.70
POST INITIATED :	73	5.88	6.52	2.63
E. COMMUNICATIONS ACTIVITIES :	46	0.94	0.24	0.22
F. INVESTMENT ENQUIRIES				
FROM CANADA :	11	1.18	0.48	0.32
FROM TERRITORIES :	52	1.88	2.28	0.89
G. TECHNOLOGY INFLOW PROGRAM ENQR'S FRM CANADA :	35	0.29	2.80	0.75
CONNECTIONS ARRANGED :	20	0.29	0.00	0.05
H. PARTICIP'T'N IN PROG-REL EVENTS OUTSIDE POST :		0.00	0.00	0.00
I. SERVICE REQUESTS FM GOV'T SOURCES				
NGO :	11	0.58	0.08	0.12
HOST GOVERNMENT :	145	2.76	2.48	1.09
OTHER DEPARTMENT :	167	2.12	1.71	0.79
PROVINCES/MUNICIPALITIES :	138	4.41	1.71	1.18
J. ADMINISTRATION: PROGRAM MANAGEMENT & ADMIN. :		6.23	0.00	1.06
LEAVE, PROFESSIONAL DEVELOP :		4.18	2.00	1.21
K. SERVICE TO OTHER MISSION PROGRAMS :		0.71	0.92	0.35
L. TOURISM PROGRAM ACTIVITIES :		5.88	12.00	4.00
***** TOTALS *****		100.01	100.00	42.00

NUMBER OF BUSINESS VISITORS (PUBLIC SECTOR)	FROM CANADA :	280
	FROM TERRIT :	234
NUMBER OF BUSINESS VISITORS (PRIVATE SECTOR)	FROM CANADA :	750
	FROM TERRIT :	8376

NUMBER OF PEMD APPLICATIONS COMMENTED ON	:	6
--	---	---

NUMBER OF OCCUPIED OFFICER POSITIONS	- CANADA BASED :	17
	- LOCALLY ENGAGED :	25

19/05/95

Foreign Affairs and International Trade

TSRPT02E

TRADE TRACKING SYSTEM

WORKLOAD AND OFFICER SUMMARY ACTIVITY REPORT
FOR QUARTER 3 OF FISCAL YEAR 1994

POST : OSAKA

	NUMBER	% OFFICER-TIME		TOTAL-TIME
		CANADA	LOC-ENG	PERSON-QTR
A.EXPORT/TRADE/POLICY ENQUIRIES FROM CANADA	: 58	10.00	10.00	0.60
FROM TERRITORIES	: 227	7.50	13.75	0.70
B.VISITS TO CLIENTS IN TERRITORY	: 131	15.00	16.25	0.95
C.EXPORT/TRADE/POLICY PROJECTS AND EVENTS FAIRS	: 8	17.50	17.50	1.05
MISSIONS	: 6	15.00	17.50	1.00
CONFERENCE SEMINARS	: 3	15.00	15.00	0.90
OTHER	: 5	2.50	1.25	0.10
D.COMMERCIAL* ECONOMIC REPORTS HQ REQUESTED	: 0	0.00	0.00	0.00
POST INITIATED	: 0	0.00	0.00	0.00
E.COMMUNICATIONS ACTIVITIES	: 0	0.00	0.00	0.00
F.INVESTMENT ENQUIRIES FROM CANADA	: 1	2.50	2.50	0.15
FROM TERRITORIES	: 6	5.00	5.00	0.30
G.TECHNOLOGY INFLOW PROGRAM ENQR'S FRM CANADA	: 0	0.00	0.00	0.00
CONNECTIONS ARRANGED	: 0	0.00	0.00	0.00
H.PARTICPT'N IN PROG-REL EVENTS OUTSIDE POST	: 0	0.00	0.00	0.00
I.SERVICE REQUESTS FM GOV'T SOURCES NGO	: 0	0.00	0.00	0.00
HOST GOVERNMENT	: 0	0.00	0.00	0.00
OTHER DEPARTMENT	: 0	0.00	0.00	0.00
PROVINCES/MUNICIPALITIES	: 23	10.00	1.25	0.25
J.ADMINISTRATION: PROGRAM MANAGEMENT & ADMIN.	: 0	0.00	0.00	0.00
LEAVE, PROFESSIONAL DEVELOP	: 0	0.00	0.00	0.00
K.SERVICE TO OTHER MISSION PROGRAMS	: 0	0.00	0.00	0.00
L.TOURISM PROGRAM ACTIVITIES	: 0	0.00	0.00	0.00
***** TOTALS *****		100.00	100.00	6.00

NUMBER OF BUSINESS VISITORS (PUBLIC SECTOR) FROM CANADA	: 97
FROM TERRIT	: 124
NUMBER OF BUSINESS VISITORS (PRIVATE SECTOR) FROM CANADA	: 136
FROM TERRIT	: 450
NUMBER OF PEMD APPLICATIONS COMMENTED ON	: 0
NUMBER OF OCCUPIED OFFICER POSITIONS - CANADA BASED	: 2
- LOCALLY ENGAGED	: 4

19/05/95

Foreign Affairs and International Trade

TSRPT02E

TRADE TRACKING SYSTEM

WORKLOAD AND OFFICER SUMMARY ACTIVITY REPORT
FOR QUARTER 3 OF FISCAL YEAR 1994

POST : TOKYO

	NUMBER	% OFFICER-TIME		TOTAL-TIME PERSON-QTR
		CANADA	LOC-ENG	
A.EXPORT/TRADE/POLICY ENQUIRIES FROM CANADA	: 1724	13.26	15.85	5.32
FROM TERRITORIES	: 6752	9.20	14.71	4.47
B.VISITS TO CLIENTS IN TERRITORY	: 888	12.86	10.90	4.22
C.EXPORT/TRADE/POLICY PROJECTS AND EVENTS FAIRS	: 27	5.40	4.85	1.83
MISSIONS	: 21	8.40	4.00	2.10
CONFERENCE SEMINARS	: 37	6.40	5.14	2.04
OTHER	: 5	3.80	3.76	1.36
D.COMMERCIAL* ECONOMIC REPORTS HQ REQUESTED	: 5	0.66	2.85	0.70
POST INITIATED	: 73	6.66	7.76	2.63
E.COMMUNICATIONS ACTIVITIES	: 46	1.06	0.28	0.22
F.INVESTMENT ENQUIRIES FROM CANADA	: 10	1.00	0.09	0.17
FROM TERRITORIES	: 46	1.46	1.76	0.59
G.TECHNOLOGY INFLOW PROGRAM ENQR'S FRM CANADA	: 35	0.33	3.33	0.75
CONNECTIONS ARRANGED	: 20	0.33	0.00	0.05
H.PARTICPT'N IN PROG-REL EVENTS OUTSIDE POST	: 0.00	0.00	0.00	0.00
I.SERVICE REQUESTS FM GOV'T SOURCES NGO	: 11	0.66	0.09	0.12
HOST GOVERNMENT	: 145	3.13	2.95	1.09
OTHER DEPARTMENT	: 167	2.40	2.04	0.79
PROVINCES/MUNICIPALITIES	: 115	3.66	1.80	0.93
J.ADMINISTRATION: PROGRAM MANAGEMENT & ADMIN.:		7.06	0.00	1.06
LEAVE, PROFESSIONAL DEVELOP :		4.73	2.38	1.21
K.SERVICE TO OTHER MISSION PROGRAMS	: 0.80	1.09	0.35	
L.TOURISM PROGRAM ACTIVITIES	: 6.66	14.28	4.00	
***** TOTALS *****		99.92	99.91	36.00

NUMBER OF BUSINESS VISITORS (PUBLIC SECTOR) FROM CANADA : 183
 FROM TERRIT : 110
 NUMBER OF BUSINESS VISITORS (PRIVATE SECTOR) FROM CANADA : 614
 FROM TERRIT : 7926

NUMBER OF PEMD APPLICATIONS COMMENTED ON : 6

NUMBER OF OCCUPIED OFFICER POSITIONS - CANADA BASED : 15
 - LOCALLY ENGAGED : 21

25/01/95

Foreign Affairs and International Trade

TSRPT02E

TRADE TRACKING SYSTEM

WORKLOAD AND OFFICER SUMMARY ACTIVITY REPORT
FOR QUARTER 3 OF FISCAL YEAR 1994

SUB-REGION: KOREA AND EAST ASIA

	NUMBER	% OFFICER-TIME CANADA	LOC-ENG	TOTAL-TIME PERSON-QTR
A.EXPORT/TRADE/POLICY ENQUIRIES FROM CANADA	: 1152	15.71	27.01	2.99
FROM TERRITORIES	: 726	7.00	18.86	1.81
B.VISITS TO CLIENTS IN TERRITORY	: 155	5.57	5.86	0.80
C.EXPORT/TRADE/POLICY PROJECTS AND EVENTS				
FAIRS	: 10	6.43	4.29	0.75
MISSIONS	: 28	10.86	8.00	1.32
CONFERENCE SEMINARS	: 14	6.14	4.14	0.72
OTHER	: 11	2.14	2.14	0.30
D.COMMERCIAL* ECONOMIC REPORTS HQ REQUESTED	: 6	0.14	1.85	0.14
POST INITIATED	: 31	6.71	5.43	0.85
E.COMMUNICATIONS ACTIVITIES	: 27	0.14	1.57	0.12
F.INVESTMENT ENQUIRIES				
FROM CANADA	: 24	2.29	2.57	0.34
FROM TERRITORIES	: 28	2.71	3.14	0.41
G.TECHNOLOGY INFLOW PROGRAM ENQR'S FRM CANADA	: 5	0.00	1.86	0.13
CONNECTIONS ARRANGED	: 0	0.00	0.00	0.00
H.PARTICPT'N IN PROG-REL EVENTS OUTSIDE POST	: 1.43		0.00	0.10
I.SERVICE REQUESTS FM GOV'T SOURCES				
NGO	: 43	0.43	1.71	0.15
HOST GOVERNMENT	: 42	3.43	3.00	0.45
OTHER DEPARTMENT	: 39	2.29	1.71	0.28
PROVINCES/MUNICIPALITIES	: 34	0.71	1.86	0.18
J.ADMINISTRATION: PROGRAM MANAGEMENT & ADMIN.	: 23.14		1.57	1.73
LEAVE, PROFESSIONAL DEVELOP	: 2.00		3.14	0.36
K.SERVICE TO OTHER MISSION PROGRAMS	: 0.71		0.28	0.07
L.TOURISM PROGRAM ACTIVITIES	: 0.00		0.00	0.00
***** TOTALS *****		99.98	99.99	14.00

NUMBER OF BUSINESS VISITORS (PUBLIC SECTOR) FROM CANADA : 48
FROM TERRIT : 104
NUMBER OF BUSINESS VISITORS (PRIVATE SECTOR) FROM CANADA : 138
FROM TERRIT : 204

NUMBER OF PEMD APPLICATIONS COMMENTED ON : 4

NUMBER OF OCCUPIED OFFICER POSITIONS - CANADA BASED : 7
- LOCALLY ENGAGED : 7

19/05/95

Foreign Affairs and International Trade

TSRPT02E

TRADE TRACKING SYSTEM

WORKLOAD AND OFFICER SUMMARY ACTIVITY REPORT
FOR QUARTER 3 OF FISCAL YEAR 1994

POST : CTOT/TAIPEI

	NUMBER	% OFFICER-TIME		TOTAL-TIME PERSON-QTR
		CANADA	LOC-ENG	
A.EXPORT/TRADE/POLICY ENQUIRIES FROM CANADA :	470	22.50	21.33	1.09
FROM TERRITORIES :	301	10.00	13.33	0.60
B.VISITS TO CLIENTS IN TERRITORY :	112	12.50	10.66	0.57
C.EXPORT/TRADE/POLICY PROJECTS AND EVENTS				
FAIRS :	4	15.00	4.00	0.42
MISSIONS :	4	7.50	10.00	0.45
CONFERENCE SEMINARS :	5	10.00	6.33	0.39
OTHER :	0	0.00	0.66	0.02
D.COMMERCIAL* ECONOMIC REPORTS HQ REQUESTED :	1	0.00	0.66	0.02
POST INITIATED :	8	5.00	3.33	0.20
E.COMMUNICATIONS ACTIVITIES :	12	0.00	1.66	0.05
F.INVESTMENT ENQUIRIES				
FROM CANADA :	14	5.00	5.33	0.26
FROM TERRITORIES :	6	7.50	6.00	0.33
G.TECHNOLOGY INFLOW PROGRAM ENQR'S FRM CANADA :	0	0.00	3.33	0.10
CONNECTIONS ARRANGED :	0	0.00	0.00	0.00
H.PARTICPT'N IN PROG-REL EVENTS OUTSIDE POST :		0.00	0.00	0.00
I.SERVICE REQUESTS FM GOV'T SOURCES				
NGO :	37	1.50	3.33	0.13
HOST GOVERNMENT :	12	1.50	5.66	0.20
OTHER DEPARTMENT :	0	0.00	0.00	0.00
PROVINCES/MUNICIPALITIES :	4	2.00	0.33	0.05
J.ADMINISTRATION: PROGRAM MANAGEMENT & ADMIN.:		0.00	1.00	0.03
LEAVE, PROFESSIONAL DEVELOP :		0.00	2.33	0.07
K.SERVICE TO OTHER MISSION PROGRAMS :		0.00	0.66	0.02
L.TOURISM PROGRAM ACTIVITIES :		0.00	0.00	0.00
***** TOTALS *****		100.00	99.93	5.00

NUMBER OF BUSINESS VISITORS (PUBLIC SECTOR) FROM CANADA : 18
FROM TERRIT : 8
NUMBER OF BUSINESS VISITORS (PRIVATE SECTOR) FROM CANADA : 75
FROM TERRIT : 87

NUMBER OF PEMD APPLICATIONS COMMENTED ON : 3
NUMBER OF OCCUPIED OFFICER POSITIONS -CANADA BASED : 2
-LOCALLY ENGAGED : 3

19/05/95

Foreign Affairs and International Trade

TSRPT02E

TRADE TRACKING SYSTEM

WORKLOAD AND OFFICER SUMMARY ACTIVITY REPORT
FOR QUARTER 3 OF FISCAL YEAR 1994

POST : SEOUL

	NUMBER	% OFFICER-TIME CANADA	LOC-ENG	TOTAL-TIME PERSON-QTR
A.EXPORT/TRADE/POLICY ENQUIRIES FROM CANADA :	682	13.00	31.25	1.90
FROM TERRITORIES :	425	5.80	23.00	1.21
B.VISITS TO CLIENTS IN TERRITORY :	43	2.80	2.25	0.23
C.EXPORT/TRADE/POLICY PROJECTS AND EVENTS				
FAIRS :	6	3.00	4.50	0.33
MISSIONS :	24	12.20	6.50	0.87
CONFERENCE SEMINARS :	9	4.60	2.50	0.33
OTHER :	11	3.00	3.25	0.28
D.COMMERCIAL* ECONOMIC REPORTS HQ REQUESTED :	5	0.20	2.75	0.12
POST INITIATED :	23	7.40	7.00	0.65
E.COMMUNICATIONS ACTIVITIES :	15	0.20	1.50	0.07
F.INVESTMENT ENQUIRIES				
FROM CANADA :	10	1.20	0.50	0.08
FROM TERRITORIES :	22	0.80	1.00	0.08
G.TECHNOLOGY INFLOW PROGRAM ENQR'S FRM CANADA :	5	0.00	0.75	0.03
CONNECTIONS ARRANGED :	0	0.00	0.00	0.00
H.PARTICPT'N IN PROG-REL EVENTS OUTSIDE POST :		2.00	0.00	0.10
I.SERVICE REQUESTS FM GOV'T SOURCES				
NGO :	6	0.00	0.50	0.02
HOST GOVERNMENT :	30	4.20	1.00	0.25
OTHER DEPARTMENT :	39	3.20	3.00	0.28
PROVINCES/MUNICIPALITIES :	30	0.20	3.00	0.13
J.ADMINISTRATION: PROGRAM MANAGEMENT & ADMIN.:		32.40	2.00	1.70
LEAVE, PROFESSIONAL DEVELOP :		2.80	3.75	0.29
K.SERVICE TO OTHER MISSION PROGRAMS :		1.00	0.00	0.05
L.TOURISM PROGRAM ACTIVITIES :		0.00	0.00	0.00
***** TOTALS *****		100.00	100.00	9.00

NUMBER OF BUSINESS VISITORS (PUBLIC SECTOR) FROM CANADA : 30
FROM TERRIT : 96
NUMBER OF BUSINESS VISITORS (PRIVATE SECTOR) FROM CANADA : 63
FROM TERRIT : 117

NUMBER OF PEMD APPLICATIONS COMMENTED ON : 1

NUMBER OF OCCUPIED OFFICER POSITIONS - CANADA BASED : 5
- LOCALLY ENGAGED : 4

25/01/95

Foreign Affairs and International Trade

TSRPT02E

TRADE TRACKING SYSTEM

WORKLOAD AND OFFICER SUMMARY ACTIVITY REPORT
FOR QUARTER 3 OF FISCAL YEAR 1994

SUB-REGION: SOUTH ASIA

	NUMBER	% OFFICER-TIME		TOTAL-TIME PERSON-QTR
		CANADA	LOC-ENG	
A.EXPORT/TRADE/POLICY ENQUIRIES FROM CANADA :	885	11.83	19.50	2.66
FROM TERRITORIES :	2201	5.67	22.40	2.58
B.VISITS TO CLIENTS IN TERRITORY :	322	8.67	8.80	1.40
C.EXPORT/TRADE/POLICY PROJECTS AND EVENTS				
FAIRS :	11	8.17	7.40	1.23
MISSIONS :	20	20.84	17.40	2.99
CONFERENCE SEMINARS :	10	2.33	1.30	0.27
OTHER :	1	1.67	0.00	0.10
D.COMMERCIAL* ECONOMIC REPORTS HQ REQUESTED :	4	0.00	1.70	0.17
POST INITIATED :	13	2.67	2.60	0.42
E.COMMUNICATIONS ACTIVITIES :	15	4.00	0.30	0.27
F.INVESTMENT ENQUIRIES				
FROM CANADA :	16	1.67	2.00	0.30
FROM TERRITORIES :	74	0.83	3.90	0.44
G.TECHNOLOGY INFLOW PROGRAM ENQR'S FRM CANADA :	6	0.17	0.20	0.03
CONNECTIONS ARRANGED :	1	0.17	0.00	0.01
H.PARTICPT'N IN PROG-REL EVENTS OUTSIDE POST :		0.83	0.00	0.05
I.SERVICE REQUESTS FM GOV'T SOURCES				
NGO :	2	0.83	0.00	0.05
HOST GOVERNMENT :	11	1.17	0.50	0.12
OTHER DEPARTMENT :	7	2.00	1.70	0.29
PROVINCES/MUNICIPALITIES :	9	2.50	0.00	0.15
J.ADMINISTRATION: PROGRAM MANAGEMENT & ADMIN.:		8.33	6.50	1.15
LEAVE, PROFESSIONAL DEVELOP :		3.17	2.60	0.45
K.SERVICE TO OTHER MISSION PROGRAMS :		12.50	0.70	0.82
L.TOURISM PROGRAM ACTIVITIES :		0.00	0.50	0.05
***** TOTALS *****		100.02	100.00	16.00

NUMBER OF BUSINESS VISITORS (PUBLIC SECTOR)	FROM CANADA :	61
	FROM TERRIT :	29
NUMBER OF BUSINESS VISITORS (PRIVATE SECTOR)	FROM CANADA :	271
	FROM TERRIT :	613

NUMBER OF PEMD APPLICATIONS COMMENTED ON	:	13
--	---	----

NUMBER OF OCCUPIED OFFICER POSITIONS	-CANADA BASED :	6
	-LOCALLY ENGAGED :	10

19/05/95

Foreign Affairs and International Trade

TSRPT02E

TRADE TRACKING SYSTEM

WORKLOAD AND OFFICER SUMMARY ACTIVITY REPORT
FOR QUARTER 3 OF FISCAL YEAR 1994

POST : BOMBAY

	NUMBER	% OFFICER-TIME CANADA	LOC-ENG	TOTAL-TIME PERSON-QTR
A.EXPORT/TRADE/POLICY ENQUIRIES FROM CANADA	402	9.00	14.00	0.37
FROM TERRITORIES	641	5.00	12.50	0.30
B.VISITS TO CLIENTS IN TERRITORY	14	2.00	3.00	0.08
C.EXPORT/TRADE/POLICY PROJECTS AND EVENTS				
FAIRS	3	14.00	24.50	0.63
MISSIONS	4	35.00	40.50	1.16
CONFERENCE SEMINARS	0	0.00	0.00	0.00
OTHER	0	0.00	0.00	0.00
D.COMMERCIAL* ECONOMIC REPORTS HQ REQUESTED	0	0.00	0.00	0.00
POST INITIATED	3	5.00	3.00	0.11
E.COMMUNICATIONS ACTIVITIES	1	3.00	0.00	0.03
F.INVESTMENT ENQUIRIES				
FROM CANADA	2	4.00	1.00	0.06
FROM TERRITORIES	7	5.00	1.50	0.08
G.TECHNOLOGY INFLOW PROGRAM ENQR'S FRM CANADA	0	0.00	0.00	0.00
CONNECTIONS ARRANGED	0	0.00	0.00	0.00
H.PARTICPT'N IN PROG-REL EVENTS OUTSIDE POST		0.00	0.00	0.00
I.SERVICE REQUESTS FM GOV'T SOURCES				
NGO	0	0.00	0.00	0.00
HOST GOVERNMENT	0	0.00	0.00	0.00
OTHER DEPARTMENT	0	0.00	0.00	0.00
PROVINCES/MUNICIPALITIES	0	0.00	0.00	0.00
J.ADMINISTRATION: PROGRAM MANAGEMENT & ADMIN.		12.00	0.00	0.12
LEAVE, PROFESSIONAL DEVELOP		6.00	0.00	0.06
K.SERVICE TO OTHER MISSION PROGRAMS		0.00	0.00	0.00
L.TOURISM PROGRAM ACTIVITIES		0.00	0.00	0.00
***** TOTALS *****		100.00	100.00	3.00

NUMBER OF BUSINESS VISITORS (PUBLIC SECTOR)	FROM CANADA	9
	FROM TERRIT	19
NUMBER OF BUSINESS VISITORS (PRIVATE SECTOR)	FROM CANADA	131
	FROM TERRIT	211
NUMBER OF PEMD APPLICATIONS COMMENTED ON		6
NUMBER OF OCCUPIED OFFICER POSITIONS - CANADA BASED		1
- LOCALLY ENGAGED		2

19/05/95

Foreign Affairs and International Trade

TSRPT02E

TRADE TRACKING SYSTEM

WORKLOAD AND OFFICER SUMMARY ACTIVITY REPORT
FOR QUARTER 3 OF FISCAL YEAR 1994

POST : DHAKA

	NUMBER	% OFFICER-TIME		TOTAL-TIME
		CANADA	LOC-ENG	PERSON-QTR
A.EXPORT/TRADE/POLICY ENQUIRIES FROM CANADA :	70	5.00	25.00	0.30
FROM TERRITORIES :	40	0.00	15.00	0.15
B.VISITS TO CLIENTS IN TERRITORY :	12	0.00	5.00	0.05
C.EXPORT/TRADE/POLICY PROJECTS AND EVENTS				
FAIRS :	0	0.00	0.00	0.00
MISSIONS :	3	15.00	15.00	0.30
CONFERENCE SEMINARS :	0	0.00	0.00	0.00
OTHER :	0	0.00	0.00	0.00
D.COMMERCIAL* ECONOMIC REPORTS HQ REQUESTED :	2	0.00	10.00	0.10
POST INITIATED :	4	2.00	10.00	0.12
E.COMMUNICATIONS ACTIVITIES :	10	0.00	3.00	0.03
F.INVESTMENT ENQUIRIES				
FROM CANADA :	0	0.00	0.00	0.00
FROM TERRITORIES :	0	0.00	0.00	0.00
G.TECHNOLOGY INFLOW PROGRAM ENQR'S FRM CANADA :	0	0.00	0.00	0.00
CONNECTIONS ARRANGED :	0	0.00	0.00	0.00
H.PARTICPT'N IN PROG-REL EVENTS OUTSIDE POST :		0.00	0.00	0.00
I.SERVICE REQUESTS FM GOV'T SOURCES				
NGO :	0	0.00	0.00	0.00
HOST GOVERNMENT :	8	0.00	5.00	0.05
OTHER DEPARTMENT :	0	0.00	0.00	0.00
PROVINCES/MUNICIPALITIES :	0	0.00	0.00	0.00
J.ADMINISTRATION: PROGRAM MANAGEMENT & ADMIN. :		8.00	5.00	0.13
LEAVE, PROFESSIONAL DEVELOP :		0.00	0.00	0.00
K.SERVICE TO OTHER MISSION PROGRAMS :		70.00	7.00	0.77
L.TOURISM PROGRAM ACTIVITIES :		0.00	0.00	0.00
***** TOTALS *****		100.00	100.00	2.00

NUMBER OF BUSINESS VISITORS (PUBLIC SECTOR)	FROM CANADA :	2
	FROM TERRIT :	4
NUMBER OF BUSINESS VISITORS (PRIVATE SECTOR)	FROM CANADA :	9
	FROM TERRIT :	50
NUMBER OF PEMD APPLICATIONS COMMENTED ON :		1
NUMBER OF OCCUPIED OFFICER POSITIONS	- CANADA BASED :	1
	- LOCALLY ENGAGED :	1

19/05/95

Foreign Affairs and International Trade

TSRPT02E

TRADE TRACKING SYSTEM

WORKLOAD AND OFFICER SUMMARY ACTIVITY REPORT
FOR QUARTER 3 OF FISCAL YEAR 1994

POST : ISLAMABAD

	NUMBER	% OFFICER-TIME CANADA	LOC-ENG	TOTAL-TIME PERSON-QTR
A. EXPORT/TRADE/POLICY ENQUIRIES FROM CANADA :	190	10.00	16.66	0.60
FROM TERRITORIES :	1200	5.00	21.66	0.70
B. VISITS TO CLIENTS IN TERRITORY :	95	10.00	11.66	0.45
C. EXPORT/TRADE/POLICY PROJECTS AND EVENTS :				
FAIRS :	1	0.00	3.33	0.10
MISSIONS :	3	15.00	11.66	0.50
CONFERENCE SEMINARS :	1	5.00	0.00	0.05
OTHER :	1	10.00	0.00	0.10
D. COMMERCIAL* ECONOMIC REPORTS HQ REQUESTED :	0	0.00	0.00	0.00
POST INITIATED :	3	5.00	3.33	0.15
E. COMMUNICATIONS ACTIVITIES :	0	0.00	0.00	0.00
F. INVESTMENT ENQUIRIES FROM CANADA :	0	0.00	0.00	0.00
FROM TERRITORIES :	15	0.00	3.33	0.10
G. TECHNOLOGY INFLOW PROGRAM ENQR'S FRM CANADA :	0	0.00	0.00	0.00
CONNECTIONS ARRANGED :	0	0.00	0.00	0.00
H. PARTICIP'T'N IN PROG-REL EVENTS OUTSIDE POST :		0.00	0.00	0.00
I. SERVICE REQUESTS FM GOV'T SOURCES :				
NGO :	0	0.00	0.00	0.00
HOST GOVERNMENT :	0	0.00	0.00	0.00
OTHER DEPARTMENT :	3	5.00	5.00	0.20
PROVINCES/MUNICIPALITIES :	0	0.00	0.00	0.00
J. ADMINISTRATION: PROGRAM MANAGEMENT & ADMIN. :		20.00	20.00	0.80
LEAVE, PROFESSIONAL DEVELOP :		10.00	1.66	0.15
K. SERVICE TO OTHER MISSION PROGRAMS :		5.00	0.00	0.05
L. TOURISM PROGRAM ACTIVITIES :		0.00	1.66	0.05
***** TOTALS *****		100.00	99.95	4.00

NUMBER OF BUSINESS VISITORS (PUBLIC SECTOR) FROM CANADA :	13
FROM TERRIT :	4
NUMBER OF BUSINESS VISITORS (PRIVATE SECTOR) FROM CANADA :	32
FROM TERRIT :	210
NUMBER OF PEMD APPLICATIONS COMMENTED ON :	3
NUMBER OF OCCUPIED OFFICER POSITIONS - CANADA BASED :	1
- LOCALLY ENGAGED :	3

19/05/95

Foreign Affairs and International Trade

TSRPT02E

TRADE TRACKING SYSTEM

WORKLOAD AND OFFICER SUMMARY ACTIVITY REPORT
FOR QUARTER 3 OF FISCAL YEAR 1994

POST : NEW DELHI

	NUMBER	% OFFICER-TIME		TOTAL-TIME PERSON-QTR
		CANADA	LOC-ENG	
A. EXPORT/TRADE/POLICY ENQUIRIES FROM CANADA :	223	15.66	23.00	1.39
FROM TERRITORIES :	320	8.00	29.75	1.43
B. VISITS TO CLIENTS IN TERRITORY :	201	13.33	10.50	0.82
C. EXPORT/TRADE/POLICY PROJECTS AND EVENTS				
FAIRS :	7	11.66	3.75	0.50
MISSIONS :	10	20.00	10.75	1.03
CONFERENCE SEMINARS :	9	3.00	3.25	0.22
OTHER :	0	0.00	0.00	0.00
D. COMMERCIAL* ECONOMIC REPORTS HQ REQUESTED :	2	0.00	1.75	0.07
POST INITIATED :	3	1.33	0.00	0.04
E. COMMUNICATIONS ACTIVITIES :	4	7.00	0.00	0.21
F. INVESTMENT ENQUIRIES				
FROM CANADA :	14	2.00	4.50	0.24
FROM TERRITORIES :	52	0.00	6.50	0.26
G. TECHNOLOGY INFLOW PROGRAM ENQR'S FRM CANADA :	6	0.33	0.50	0.03
CONNECTIONS ARRANGED :	1	0.33	0.00	0.01
H. PARTICIP'TN IN PROG-REL EVENTS OUTSIDE POST :		1.66	0.00	0.05
I. SERVICE REQUESTS FM GOV'T SOURCES				
NGO :	2	1.66	0.00	0.05
HOST GOVERNMENT :	3	2.33	0.00	0.07
OTHER DEPARTMENT :	4	2.33	0.50	0.09
PROVINCES/MUNICIPALITIES :	9	5.00	0.00	0.15
J. ADMINISTRATION: PROGRAM MANAGEMENT & ADMIN. :		3.33	0.00	0.10
LEAVE, PROFESSIONAL DEVELOP :		1.00	5.25	0.24
K. SERVICE TO OTHER MISSION PROGRAMS :		0.00	0.00	0.00
L. TOURISM PROGRAM ACTIVITIES :		0.00	0.00	0.00
***** TOTALS *****		99.95	100.00	7.00

NUMBER OF BUSINESS VISITORS (PUBLIC SECTOR)	FROM CANADA :	37
	FROM TERRIT :	2
NUMBER OF BUSINESS VISITORS (PRIVATE SECTOR)	FROM CANADA :	99
	FROM TERRIT :	142
NUMBER OF PEMD APPLICATIONS COMMENTED ON :		3
NUMBER OF OCCUPIED OFFICER POSITIONS	- CANADA BASED :	3
	- LOCALLY ENGAGED :	4

25/01/95

Foreign Affairs and International Trade

TSRPT02E

TRADE TRACKING SYSTEM

WORKLOAD AND OFFICER SUMMARY ACTIVITY REPORT
FOR QUARTER 3 OF FISCAL YEAR 1994

SUB-REGION: SOUTH EAST ASIA

	NUMBER	% OFFICER-TIME CANADA	LOC-ENG	TOTAL-TIME PERSON-QTR
A. EXPORT/TRADE/POLICY ENQUIRIES FROM CANADA	: 4704	21.65	29.74	7.49
FROM TERRITORIES	: 4362	15.15	22.61	5.51
B. VISITS TO CLIENTS IN TERRITORY	: 842	10.43	13.74	3.52
C. EXPORT/TRADE/POLICY PROJECTS AND EVENTS				
FAIRS	: 25	5.50	2.66	1.17
MISSIONS	: 34	7.93	3.80	1.68
CONFERENCE SEMINARS	: 33	3.21	2.47	0.82
OTHER	: 15	4.50	2.53	1.01
D. COMMERCIAL* ECONOMIC REPORTS HQ REQUESTED	: 58	3.42	4.27	1.12
POST INITIATED	: 64	3.21	3.60	0.99
E. COMMUNICATIONS ACTIVITIES	: 54	2.86	1.20	0.58
F. INVESTMENT ENQUIRIES				
FROM CANADA	: 85	1.14	2.47	0.53
FROM TERRITORIES	: 30	0.64	1.07	0.25
G. TECHNOLOGY INFLOW PROGRAM ENQR'S FRM CANADA	: 12	0.21	0.27	0.07
CONNECTIONS ARRANGED	: 4	0.00	0.07	0.01
H. PARTICIP'T'N IN PROG-REL EVENTS OUTSIDE POST	: 0	2.71	0.07	0.39
I. SERVICE REQUESTS FM GOV'T SOURCES				
NGO	: 81	1.14	0.93	0.30
HOST GOVERNMENT	: 124	2.21	1.46	0.53
OTHER DEPARTMENT	: 133	2.86	1.40	0.61
PROVINCES/MUNICIPALITIES	: 148	3.50	2.46	0.86
J. ADMINISTRATION: PROGRAM MANAGEMENT & ADMIN.	: 3.57	1.00	0.65	
LEAVE, PROFESSIONAL DEVELOP	: 2.50	1.33	0.55	
K. SERVICE TO OTHER MISSION PROGRAMS	: 1.36	0.60	0.28	
L. TOURISM PROGRAM ACTIVITIES	: 0.29	0.27	0.08	
***** TOTALS *****		99.99	100.02	29.00

NUMBER OF BUSINESS VISITORS (PUBLIC SECTOR)	FROM CANADA	: 240
	FROM TERRIT	: 116
NUMBER OF BUSINESS VISITORS (PRIVATE SECTOR)	FROM CANADA	: 1080
	FROM TERRIT	: 417
NUMBER OF PEMD APPLICATIONS COMMENTED ON		: 19
NUMBER OF OCCUPIED OFFICER POSITIONS	- CANADA BASED	: 14
	- LOCALLY ENGAGED	: 15

19/05/95

Foreign Affairs and International Trade

TSRPT02E

TRADE TRACKING SYSTEM

WORKLOAD AND OFFICER SUMMARY ACTIVITY REPORT
FOR QUARTER 3 OF FISCAL YEAR 1994

POST : BANGKOK

	NUMBER	% OFFICER-TIME		TOTAL-TIME PERSON-QTR
		CANADA	LOC-ENG	
A.EXPORT/TRADE/POLICY ENQUIRIES FROM CANADA :	645	25.66	40.33	1.98
FROM TERRITORIES :	305	15.00	22.00	1.11
B.VISITS TO CLIENTS IN TERRITORY :	91	10.66	8.66	0.58
C.EXPORT/TRADE/POLICY PROJECTS AND EVENTS				
FAIRS :	4	3.00	1.66	0.14
MISSIONS :	8	9.33	3.00	0.37
CONFERENCE SEMINARS :	7	2.00	6.66	0.26
OTHER :	1	0.00	0.66	0.02
D.COMMERCIAL* ECONOMIC REPORTS HQ REQUESTED :	3	0.66	4.00	0.14
POST INITIATED :	8	1.00	1.66	0.08
E.COMMUNICATIONS ACTIVITIES :	7	1.00	1.00	0.06
F.INVESTMENT ENQUIRIES				
FROM CANADA :	0	0.00	0.00	0.00
FROM TERRITORIES :	0	0.00	0.00	0.00
G.TECHNOLOGY INFLOW PROGRAM ENQR'S FRM CANADA :	0	0.00	0.00	0.00
CONNECTIONS ARRANGED :	0	0.00	0.00	0.00
H.PARTICPT'N IN PROG-REL EVENTS OUTSIDE POST :		7.66	0.00	0.23
I.SERVICE REQUESTS FM GOV'T SOURCES				
NGO :	18	0.66	1.33	0.06
HOST GOVERNMENT :	25	2.33	2.33	0.14
OTHER DEPARTMENT :	45	4.33	1.66	0.18
PROVINCES/MUNICIPALITIES :	11	3.33	1.66	0.15
J.ADMINISTRATION: PROGRAM MANAGEMENT & ADMIN.:		6.66	3.33	0.30
LEAVE, PROFESSIONAL DEVELOP :		4.66	0.00	0.14
K.SERVICE TO OTHER MISSION PROGRAMS :		2.00	0.00	0.06
L.TOURISM PROGRAM ACTIVITIES :		0.00	0.00	0.00
***** TOTALS *****		99.94	99.94	6.00

NUMBER OF BUSINESS VISITORS (PUBLIC SECTOR)	FROM CANADA :	16
	FROM TERRIT :	10
NUMBER OF BUSINESS VISITORS (PRIVATE SECTOR)	FROM CANADA :	154
	FROM TERRIT :	12
NUMBER OF PEMD APPLICATIONS COMMENTED ON :		1
NUMBER OF OCCUPIED OFFICER POSITIONS	-CANADA BASED :	3
	-LOCALLY ENGAGED :	3

19/05/95

Foreign Affairs and International Trade

TSRPT02E

TRADE TRACKING SYSTEM

WORKLOAD AND OFFICER SUMMARY ACTIVITY REPORT
FOR QUARTER 3 OF FISCAL YEAR 1994

POST : JAKARTA

	NUMBER	% OFFICER-TIME		TOTAL-TIME
		CANADA	LOC-ENG	PERSON-QTR
A.EXPORT/TRADE/POLICY ENQUIRIES FROM CANADA :	1380	14.00	30.75	1.65
FROM TERRITORIES :	1364	6.33	19.25	0.96
B.VISITS TO CLIENTS IN TERRITORY :	261	6.33	26.75	1.26
C.EXPORT/TRADE/POLICY PROJECTS AND EVENTS				
FAIRS :	7	12.00	1.75	0.43
MISSIONS :	5	2.66	3.75	0.23
CONFERENCE SEMINARS :	8	8.66	0.25	0.27
OTHER :	5	16.66	7.25	0.79
D.COMMERCIAL* ECONOMIC REPORTS HQ REQUESTED :	20	3.66	0.50	0.13
POST INITIATED :	38	6.33	0.00	0.19
E.COMMUNICATIONS ACTIVITIES :	11	3.00	0.00	0.09
F.INVESTMENT ENQUIRIES				
FROM CANADA :	19	0.66	3.50	0.16
FROM TERRITORIES :	8	0.33	0.50	0.03
G.TECHNOLOGY INFLOW PROGRAM ENQR'S FRM CANADA :	0	0.00	0.00	0.00
CONNECTIONS ARRANGED :	0	0.00	0.00	0.00
H.PARTICPT'N IN PROG-REL EVENTS OUTSIDE POST :		0.66	0.00	0.02
I.SERVICE REQUESTS FM GOV'T SOURCES				
NGO :	5	1.00	0.25	0.04
HOST GOVERNMENT :	18	3.33	0.00	0.10
OTHER DEPARTMENT :	23	3.33	0.50	0.12
PROVINCES/MUNICIPALITIES :	31	3.00	2.75	0.20
J.ADMINISTRATION: PROGRAM MANAGEMENT & ADMIN.:		3.33	0.00	0.10
LEAVE, PROFESSIONAL DEVELOP :		2.66	1.50	0.14
K.SERVICE TO OTHER MISSION PROGRAMS :		2.00	0.75	0.09
L.TOURISM PROGRAM ACTIVITIES :		0.00	0.00	0.00
***** TOTALS *****		99.93	100.00	7.00

NUMBER OF BUSINESS VISITORS (PUBLIC SECTOR) FROM CANADA : 148

FROM TERRIT : 81

NUMBER OF BUSINESS VISITORS (PRIVATE SECTOR) FROM CANADA : 571

FROM TERRIT : 60

NUMBER OF PEMD APPLICATIONS COMMENTED ON : 7

NUMBER OF OCCUPIED OFFICER POSITIONS - CANADA BASED : 3

- LOCALLY ENGAGED : 4

19/05/95

Foreign Affairs and International Trade

TSRPT02E

TRADE TRACKING SYSTEM

WORKLOAD AND OFFICER SUMMARY ACTIVITY REPORT
FOR QUARTER 3 OF FISCAL YEAR 1994

POST : KUALA LUMPUR

	NUMBER	% OFFICER-TIME		TOTAL-TIME PERSON-QTR
		CANADA	LOC-ENG	
A. EXPORT/TRADE/POLICY ENQUIRIES FROM CANADA :	1054	23.00	35.00	1.39
FROM TERRITORIES :	1241	18.00	44.00	1.42
B. VISITS TO CLIENTS IN TERRITORY :	197	13.33	6.50	0.53
C. EXPORT/TRADE/POLICY PROJECTS AND EVENTS				
FAIRS :	8	4.00	3.00	0.18
MISSIONS :	9	17.66	4.50	0.62
CONFERENCE SEMINARS :	5	1.33	0.00	0.04
OTHER :	4	1.66	0.00	0.05
D. COMMERCIAL* ECONOMIC REPORTS HQ REQUESTED :	10	1.66	0.00	0.05
POST INITIATED :	9	2.33	2.00	0.11
E. COMMUNICATIONS ACTIVITIES :	9	2.66	0.00	0.08
F. INVESTMENT ENQUIRIES				
FROM CANADA :	16	1.33	0.00	0.04
FROM TERRITORIES :	7	0.33	0.00	0.01
G. TECHNOLOGY INFLOW PROGRAM ENQR'S FRM CANADA :	4	0.00	0.50	0.01
CONNECTIONS ARRANGED :	4	0.00	0.50	0.01
H. PARTICIP'TN IN PROG-REL EVENTS OUTSIDE POST :		0.33	0.50	0.02
I. SERVICE REQUESTS FM GOV'T SOURCES				
NGO :	17	1.00	0.00	0.03
HOST GOVERNMENT :	30	2.33	1.00	0.09
OTHER DEPARTMENT :	23	3.00	1.00	0.11
PROVINCES/MUNICIPALITIES :	42	6.00	1.50	0.21
J. ADMINISTRATION: PROGRAM MANAGEMENT & ADMIN. :		0.00	0.00	0.00
LEAVE, PROFESSIONAL DEVELOP :		0.00	0.00	0.00
K. SERVICE TO OTHER MISSION PROGRAMS :		0.00	0.00	0.00
L. TOURISM PROGRAM ACTIVITIES :		0.00	0.00	0.00
***** TOTALS *****		99.95	100.00	5.00

NUMBER OF BUSINESS VISITORS (PUBLIC SECTOR) FROM CANADA : 36

FROM TERRIT : 11

NUMBER OF BUSINESS VISITORS (PRIVATE SECTOR) FROM CANADA : 153

FROM TERRIT : 76

NUMBER OF PEMD APPLICATIONS COMMENTED ON : 6

NUMBER OF OCCUPIED OFFICER POSITIONS - CANADA BASED : 3

- LOCALLY ENGAGED : 2

19/05/95

Foreign Affairs and International Trade

TSRPT02E

TRADE TRACKING SYSTEM

WORKLOAD AND OFFICER SUMMARY ACTIVITY REPORT
FOR QUARTER 3 OF FISCAL YEAR 1994

POST : MANILA

	NUMBER	% OFFICER-TIME CANADA	LOC-ENG	TOTAL-TIME PERSON-QTR
A. EXPORT/TRADE/POLICY ENQUIRIES FROM CANADA :	750	20.00	17.33	0.92
FROM TERRITORIES :	245	12.00	7.66	0.47
B. VISITS TO CLIENTS IN TERRITORY :	70	5.00	5.00	0.25
C. EXPORT/TRADE/POLICY PROJECTS AND EVENTS				
FAIRS :	2	2.50	6.66	0.25
MISSIONS :	10	5.00	7.00	0.31
CONFERENCE SEMINARS :	12	3.00	5.00	0.21
OTHER :	3	2.50	1.33	0.09
D. COMMERCIAL* ECONOMIC REPORTS HQ REQUESTED :	19	12.50	13.33	0.65
POST INITIATED :	5	5.50	11.66	0.46
E. COMMUNICATIONS ACTIVITIES :	27	10.00	5.00	0.35
F. INVESTMENT ENQUIRIES FROM CANADA :	29	2.50	4.33	0.18
FROM TERRITORIES :	2	1.00	1.33	0.06
G. TECHNOLOGY INFLOW PROGRAM ENQR'S FRM CANADA :	8	1.50	1.00	0.06
CONNECTIONS ARRANGED :	0	0.00	0.00	0.00
H. PARTICIP'T'N IN PROG-REL EVENTS OUTSIDE POST :		1.50	0.00	0.03
I. SERVICE REQUESTS FM GOV'T SOURCES				
NGO :	3	1.00	0.66	0.04
HOST GOVERNMENT :	44	2.00	2.66	0.12
OTHER DEPARTMENT :	10	1.50	2.00	0.09
PROVINCES/MUNICIPALITIES :	15	2.00	2.66	0.12
J. ADMINISTRATION: PROGRAM MANAGEMENT & ADMIN. :		5.00	1.66	0.15
LEAVE, PROFESSIONAL DEVELOP :		2.50	1.33	0.09
K. SERVICE TO OTHER MISSION PROGRAMS :		1.00	2.00	0.08
L. TOURISM PROGRAM ACTIVITIES :		0.50	0.33	0.02
***** TOTALS *****		100.00	99.93	5.00

NUMBER OF BUSINESS VISITORS (PUBLIC SECTOR) FROM CANADA :	18
FROM TERRIT :	1
NUMBER OF BUSINESS VISITORS (PRIVATE SECTOR) FROM CANADA :	99
FROM TERRIT :	26
NUMBER OF PEMD APPLICATIONS COMMENTED ON :	1
NUMBER OF OCCUPIED OFFICER POSITIONS - CANADA BASED :	2
- LOCALLY ENGAGED :	3

19/05/95

Foreign Affairs and International Trade

TSRPT02E

TRADE TRACKING SYSTEM

WORKLOAD AND OFFICER SUMMARY ACTIVITY REPORT
FOR QUARTER 3 OF FISCAL YEAR 1994

POST : SINGAPORE

	NUMBER	% OFFICER-TIME		TOTAL-TIME PERSON-QTR
		CANADA	LOC-ENG	
A.EXPORT/TRADE/POLICY ENQUIRIES FROM CANADA :	875	25.00	26.66	1.55
FROM TERRITORIES :	1207	23.33	28.33	1.55
B.VISITS TO CLIENTS IN TERRITORY :	223	15.00	15.00	0.90
C.EXPORT/TRADE/POLICY PROJECTS AND EVENTS				
FAIRS :	4	5.00	0.66	0.17
MISSIONS :	2	4.00	1.00	0.15
CONFERENCE SEMINARS :	1	1.00	0.33	0.04
OTHER :	2	1.00	1.00	0.06
D.COMMERCIAL* ECONOMIC REPORTS HQ REQUESTED :	6	1.66	3.33	0.15
POST INITIATED :	4	1.66	3.33	0.15
E.COMMUNICATIONS ACTIVITIES :	0	0.00	0.00	0.00
F.INVESTMENT ENQUIRIES				
FROM CANADA :	21	1.66	3.33	0.15
FROM TERRITORIES :	13	1.66	3.33	0.15
G.TECHNOLOGY INFLOW PROGRAM ENQR'S FRM CANADA :	0	0.00	0.00	0.00
CONNECTIONS ARRANGED :	0	0.00	0.00	0.00
H.PARTICPT'N IN PROG-REL EVENTS OUTSIDE POST :		3.00	0.00	0.09
I.SERVICE REQUESTS FM GOV'T SOURCES				
NGO :	38	2.00	2.33	0.13
HOST GOVERNMENT :	7	1.00	1.66	0.08
OTHER DEPARTMENT :	32	1.66	2.00	0.11
PROVINCES/MUNICIPALITIES :	49	2.66	3.33	0.18
J.ADMINISTRATION: PROGRAM MANAGEMENT & ADMIN.:		3.33	0.00	0.10
LEAVE, PROFESSIONAL DEVELOP :		2.66	3.33	0.18
K.SERVICE TO OTHER MISSION PROGRAMS :		1.66	0.00	0.05
L.TOURISM PROGRAM ACTIVITIES :		1.00	1.00	0.06
***** TOTALS *****		99.94	99.95	6.00

NUMBER OF BUSINESS VISITORS (PUBLIC SECTOR)	FROM CANADA :	22
	FROM TERRIT :	13
NUMBER OF BUSINESS VISITORS (PRIVATE SECTOR)	FROM CANADA :	103
	FROM TERRIT :	243
NUMBER OF PEMD APPLICATIONS COMMENTED ON :		4
NUMBER OF OCCUPIED OFFICER POSITIONS	- CANADA BASED :	3
	- LOCALLY ENGAGED :	3

25/01/95

Foreign Affairs and International Trade

TSRPT02E

TRADE TRACKING SYSTEM

WORKLOAD AND OFFICER SUMMARY ACTIVITY REPORT
FOR QUARTER 3 OF FISCAL YEAR 1994

SUB-REGION: SOUTH PACIFIC

	NUMBER	% OFFICER-TIME CANADA	LOC-ENG	TOTAL-TIME PERSON-QTR
A.EXPORT/TRADE/POLICY ENQUIRIES FROM CANADA :	1035	12.50	20.89	2.38
FROM TERRITORIES :	940	8.25	14.78	1.66
B.VISITS TO CLIENTS IN TERRITORY :	181	5.25	6.11	0.36
C.EXPORT/TRADE/POLICY PROJECTS AND EVENTS				
FAIRS :	7	0.50	3.78	0.36
MISSIONS :	15	1.00	4.33	0.43
CONFERENCE SEMINARS :	16	2.75	3.22	0.40
OTHER :	49	6.25	5.56	0.75
D.COMMERCIAL* ECONOMIC REPORTS HQ REQUESTED :	50	5.25	1.22	0.32
POST INITIATED :	143	10.75	2.56	0.66
E.COMMUNICATIONS ACTIVITIES :	38	0.50	3.89	0.37
F.INVESTMENT ENQUIRIES				
FROM CANADA :	7	0.00	1.67	0.15
FROM TERRITORIES :	11	0.50	0.11	0.03
G.TECHNOLOGY INFLOW PROGRAM ENQR'S FRM CANADA :	3	0.50	0.00	0.02
CONNECTIONS ARRANGED :	0	0.00	0.00	0.00
H.PARTICPT'N IN PROG-REL EVENTS OUTSIDE POST :		0.00	0.00	0.00
I.SERVICE REQUESTS FM GOV'T SOURCES				
NGO :	16	0.50	0.78	0.09
HOST GOVERNMENT :	21	0.50	0.56	0.07
OTHER DEPARTMENT :	38	1.25	5.00	0.50
PROVINCES/MUNICIPALITIES :	14	1.00	0.67	0.10
J.ADMINISTRATION: PROGRAM MANAGEMENT & ADMIN.:		32.00	9.11	2.10
LEAVE, PROFESSIONAL DEVELOP :		6.25	4.44	0.65
K.SERVICE TO OTHER MISSION PROGRAMS :		4.25	0.22	0.19
L.TOURISM PROGRAM ACTIVITIES :		0.25	11.11	1.01
***** TOTALS *****		100.00	100.01	13.00

NUMBER OF BUSINESS VISITORS (PUBLIC SECTOR) FROM CANADA : 22
FROM TERRIT : 46
NUMBER OF BUSINESS VISITORS (PRIVATE SECTOR) FROM CANADA : 93
FROM TERRIT : 134

NUMBER OF PEMD APPLICATIONS COMMENTED ON : 5

NUMBER OF OCCUPIED OFFICER POSITIONS - CANADA BASED : 4
- LOCALLY ENGAGED : 9

19/05/95

Foreign Affairs and International Trade

TSRPT02E

TRADE TRACKING SYSTEM

WORKLOAD AND OFFICER SUMMARY ACTIVITY REPORT
FOR QUARTER 3 OF FISCAL YEAR 1994

POST : AUCKLAND

	NUMBER	% OFFICER-TIME		TOTAL-TIME PERSON-QTR
		CANADA	LOC-ENG	
A. EXPORT/TRADE/POLICY ENQUIRIES FROM CANADA	370	10.00	17.50	0.45
FROM TERRITORIES	360	8.00	19.00	0.46
B. VISITS TO CLIENTS IN TERRITORY	85	8.00	10.00	0.28
C. EXPORT/TRADE/POLICY PROJECTS AND EVENTS FAIRS	1	2.00	9.00	0.20
MISSIONS	1	1.00	16.00	0.33
CONFERENCE SEMINARS	0	0.00	0.00	0.00
OTHER	14	15.00	9.00	0.33
D. COMMERCIAL* ECONOMIC REPORTS HQ REQUESTED	3	4.00	0.50	0.05
POST INITIATED	35	5.00	7.50	0.20
E. COMMUNICATIONS ACTIVITIES	0	0.00	0.00	0.00
F. INVESTMENT ENQUIRIES FROM CANADA	0	0.00	0.00	0.00
FROM TERRITORIES	2	1.00	0.50	0.02
G. TECHNOLOGY INFLOW PROGRAM ENQR'S FRM CANADA	0	0.00	0.00	0.00
CONNECTIONS ARRANGED	0	0.00	0.00	0.00
H. PARTICIP'TN IN PROG-REL EVENTS OUTSIDE POST		0.00	0.00	0.00
I. SERVICE REQUESTS FM GOV'T SOURCES NGO	6	1.00	3.00	0.07
HOST GOVERNMENT	0	0.00	0.00	0.00
OTHER DEPARTMENT	5	2.00	1.50	0.05
PROVINCES/MUNICIPALITIES	4	2.00	1.50	0.05
J. ADMINISTRATION: PROGRAM MANAGEMENT & ADMIN.		23.00	2.50	0.28
LEAVE, PROFESSIONAL DEVELOP		10.00	2.50	0.15
K. SERVICE TO OTHER MISSION PROGRAMS		7.00	0.00	0.07
L. TOURISM PROGRAM ACTIVITIES		1.00	0.00	0.01
***** TOTALS *****		100.00	100.00	3.00

NUMBER OF BUSINESS VISITORS (PUBLIC SECTOR) FROM CANADA	5
FROM TERRIT	0
NUMBER OF BUSINESS VISITORS (PRIVATE SECTOR) FROM CANADA	40
FROM TERRIT	45
NUMBER OF PEMD APPLICATIONS COMMENTED ON	1
NUMBER OF OCCUPIED OFFICER POSITIONS - CANADA BASED	1
- LOCALLY ENGAGED	2

19/05/95

Foreign Affairs and International Trade

TSRPT02E

TRADE TRACKING SYSTEM

WORKLOAD AND OFFICER SUMMARY ACTIVITY REPORT
FOR QUARTER 3 OF FISCAL YEAR 1994

POST : CANBERRA

	NUMBER	% OFFICER-TIME		TOTAL-TIME
		CANADA	LOC-ENG	PERSON-QTR
A.EXPORT/TRADE/POLICY ENQUIRIES FROM CANADA :	382	15.00	31.00	0.92
FROM TERRITORIES :	322	7.50	13.50	0.42
B.VISITS TO CLIENTS IN TERRITORY :	39	1.50	3.50	0.10
C.EXPORT/TRADE/POLICY PROJECTS AND EVENTS				
FAIRS :	2	0.00	1.50	0.03
MISSIONS :	12	1.50	1.00	0.05
CONFERENCE SEMINARS :	13	5.50	3.50	0.18
OTHER :	28	5.00	2.00	0.14
D.COMMERCIAL* ECONOMIC REPORTS HQ REQUESTED :	47	8.50	5.00	0.27
POST INITIATED :	101	19.00	1.00	0.40
E.COMMUNICATIONS ACTIVITIES :	33	1.00	4.00	0.10
F.INVESTMENT ENQUIRIES				
FROM CANADA :	1	0.00	0.00	0.00
FROM TERRITORIES :	3	0.50	0.00	0.01
G.TECHNOLOGY INFLOW PROGRAM ENQR'S FRM CANADA :	3	1.00	0.00	0.02
CONNECTIONS ARRANGED :	0	0.00	0.00	0.00
H.PARTICPT'N IN PROG-REL EVENTS OUTSIDE POST :		0.00	0.00	0.00
I.SERVICE REQUESTS FM GOV'T SOURCES				
NGO :	8	0.50	0.00	0.01
HOST GOVERNMENT :	18	1.00	1.50	0.05
OTHER DEPARTMENT :	22	1.50	1.50	0.06
PROVINCES/MUNICIPALITIES :	6	1.00	0.00	0.02
J.ADMINISTRATION: PROGRAM MANAGEMENT & ADMIN.:		22.50	13.50	0.72
LEAVE, PROFESSIONAL DEVELOP :		7.50	16.50	0.48
K.SERVICE TO OTHER MISSION PROGRAMS :		0.00	1.00	0.02
L.TOURISM PROGRAM ACTIVITIES :		0.00	0.00	0.00
***** TOTALS *****		100.00	100.00	4.00

NUMBER OF BUSINESS VISITORS (PUBLIC SECTOR)	FROM CANADA :	6
	FROM TERRIT :	43
NUMBER OF BUSINESS VISITORS (PRIVATE SECTOR)	FROM CANADA :	12
	FROM TERRIT :	41
NUMBER OF PEMD APPLICATIONS COMMENTED ON :		1
NUMBER OF OCCUPIED OFFICER POSITIONS	- CANADA BASED :	2
	- LOCALLY ENGAGED :	2

19/05/95

Foreign Affairs and International Trade

TSRPT02E

TRADE TRACKING SYSTEM

WORKLOAD AND OFFICER SUMMARY ACTIVITY REPORT
FOR QUARTER 3 OF FISCAL YEAR 1994

POST : SYDNEY

	NUMBER	% OFFICER-TIME		TOTAL-TIME
		CANADA	LOC-ENG	PERSON-QTR
A.EXPORT/TRADE/POLICY ENQUIRIES FROM CANADA :	283	10.00	18.20	1.01
FROM TERRITORIES :	258	10.00	13.60	0.78
B.VISITS TO CLIENTS IN TERRITORY :	57	10.00	5.60	0.38
C.EXPORT/TRADE/POLICY PROJECTS AND EVENTS				
FAIRS :	4	0.00	2.60	0.13
MISSIONS :	2	0.00	1.00	0.05
CONFERENCE SEMINARS :	3	0.00	4.40	0.22
OTHER :	7	0.00	5.60	0.28
D.COMMERCIAL* ECONOMIC REPORTS HQ REQUESTED :	0	0.00	0.00	0.00
POST INITIATED :	7	0.00	1.20	0.06
E.COMMUNICATIONS ACTIVITIES :	5	0.00	5.40	0.27
F.INVESTMENT ENQUIRIES FROM CANADA :	6	0.00	3.00	0.15
FROM TERRITORIES :	6	0.00	0.00	0.00
G.TECHNOLOGY INFLOW PROGRAM ENQR'S FRM CANADA :	0	0.00	0.00	0.00
CONNECTIONS ARRANGED :	0	0.00	0.00	0.00
H.PARTICPT'N IN PROG-REL EVENTS OUTSIDE POST :		0.00	0.00	0.00
I.SERVICE REQUESTS FM GOV'T SOURCES				
NGO :	2	0.00	0.20	0.01
HOST GOVERNMENT :	3	0.00	0.40	0.02
OTHER DEPARTMENT :	11	0.00	7.80	0.39
PROVINCES/MUNICIPALITIES :	4	0.00	0.60	0.03
J.ADMINISTRATION: PROGRAM MANAGEMENT & ADMIN.:		60.00	10.00	1.10
LEAVE, PROFESSIONAL DEVELOP :		0.00	0.40	0.02
K.SERVICE TO OTHER MISSION PROGRAMS :		10.00	0.00	0.10
L.TOURISM PROGRAM ACTIVITIES :		0.00	20.00	1.00
***** TOTALS *****		100.00	100.00	6.00

NUMBER OF BUSINESS VISITORS (PUBLIC SECTOR)	FROM CANADA :	11
	FROM TERRIT :	3
NUMBER OF BUSINESS VISITORS (PRIVATE SECTOR)	FROM CANADA :	41
	FROM TERRIT :	48
NUMBER OF PEMD APPLICATIONS COMMENTED ON :		3
NUMBER OF OCCUPIED OFFICER POSITIONS	- CANADA BASED :	1
	- LOCALLY ENGAGED :	5



19/04/98

Foreign Affairs and International Trade

19/04/98

TRAVEL TRACKING SYSTEM

WORLDWIDE AND OFFICIAL BUSINESS TRAVEL REPORT
FOR QUARTER 1 OF FISCAL YEAR 1998

REGION	SUBOFF	EUROPE	OFFICERS	TIME	TOTAL TIME
			NUMBER	CANADA LOC HRS	TRIP HRS
A. REPORT/TRAVEL/POLICY ENQUIRIES			12.94	19.74	32.68
B. VISITS TO CLIENTS	<u>RBT</u>		1.74	19.43	21.17
C. EXPORT/TRADE/POLICY PROJECTS AND EVENTS					
D. COMMERCIAL/ ECONOMIC					
E. COMMUNICATIONS ACTIVITIES					
F. INVESTMENT ENQUIRIES					
G. TECHNOLOGY INFO/ PROGRAM					
H. PARTICIPATION IN CONF-RELS					
I. SERVICE REQUESTS FROM GOVERNMENTS					
J. ADMINISTRATION/ PROGRAM MANAGEMENT					
K. SERVICE TO OTHER MISSION PROGRAMS					
L. ENGLISH PROGRAM ACTIVITIES					
TOTAL			100.00	39.91	139.91

NUMBER OF BUSINESS VISITORS (PUBLIC SECTOR)	FROM CANADA	517
	FROM TERRIT	528
NUMBER OF BUSINESS VISITORS (PRIVATE SECTOR)	FROM CANADA	1471
	FROM TERRIT	2103

* Quarterly reports for these posts were not available.

NUMBER OF CANADIAN OFFICER POSITIONS	CANADA BASED	50
	LOCALLY EMPLOYED	73

19/05/95

Foreign Affairs and International Trade

TSRPT02E

TRADE TRACKING SYSTEM

WORKLOAD AND OFFICER SUMMARY ACTIVITY REPORT
FOR QUARTER 3 OF FISCAL YEAR 1994

REGION : EUROPE

	NUMBER	% OFFICER-TIME CANADA	LOC-ENG	TOTAL-TIME PERSON-QTR
A. EXPORT/TRADE/POLICY ENQUIRIES FROM CANADA :	7246	12.82	20.78	22.83
FROM TERRITORIES :	9910	7.74	17.43	17.64
B. VISITS TO CLIENTS IN TERRITORY :	1875	11.18	8.13	12.02
C. EXPORT/TRADE/POLICY PROJECTS AND EVENTS				
FAIRS :	115	3.64	5.59	6.24
MISSIONS :	135	5.08	5.45	6.85
CONFERENCE SEMINARS :	141	3.90	2.53	3.95
OTHER :	103	2.46	1.24	2.21
D. COMMERCIAL* ECONOMIC REPORTS HQ REQUESTED :	211	5.44	2.65	4.82
POST INITIATED :	312	5.56	3.62	5.64
E. COMMUNICATIONS ACTIVITIES :	2352	3.06	1.72	2.89
F. INVESTMENT ENQUIRIES				
FROM CANADA :	144	2.00	1.78	2.41
FROM TERRITORIES :	324	1.88	2.91	3.24
G. TECHNOLOGY INFLOW PROGRAM ENQR'S FRM CANADA :	333	0.58	2.00	1.87
CONNECTIONS ARRANGED :	177	0.32	1.40	1.27
H. PARTICIP'T'N IN PROG-REL EVENTS OUTSIDE POST :		2.18	1.49	2.27
I. SERVICE REQUESTS FM GOV'T SOURCES				
NGO :	348	1.00	1.07	1.35
HOST GOVERNMENT :	169	1.44	1.06	1.56
OTHER DEPARTMENT :	376	4.78	2.54	4.40
PROVINCES/MUNICIPALITIES :	359	2.66	1.65	2.64
J. ADMINISTRATION: PROGRAM MANAGEMENT & ADMIN.:		10.82	1.65	6.72
LEAVE, PROFESSIONAL DEVELOP :		6.30	5.45	7.46
K. SERVICE TO OTHER MISSION PROGRAMS :		4.10	0.53	2.47
L. TOURISM PROGRAM ACTIVITIES :		1.06	7.24	6.25
***** TOTALS *****		100.00	99.91	129.00

NUMBER OF BUSINESS VISITORS (PUBLIC SECTOR) FROM CANADA : 607

FROM TERRIT : 528

NUMBER OF BUSINESS VISITORS (PRIVATE SECTOR) FROM CANADA : 1479

FROM TERRIT : 2169

NUMBER OF PEMD APPLICATIONS COMMENTED ON : 65

NUMBER OF OCCUPIED OFFICER POSITIONS -CANADA BASED : 50

-LOCALLY ENGAGED : 79

19/05/95

Foreign Affairs and International Trade

TSRPT02E

TRADE TRACKING SYSTEM

WORKLOAD AND OFFICER SUMMARY ACTIVITY REPORT
FOR QUARTER 3 OF FISCAL YEAR 1994

SUB-REGION: EAST EUROPE

	NUMBER	% OFFICER-TIME		TOTAL-TIME PERSON-QTR
		CANADA	LOC-ENG	
A. EXPORT/TRADE/POLICY ENQUIRIES FROM CANADA	: 1899	14.14	22.08	3.64
FROM TERRITORIES	: 2085	8.57	18.25	2.79
B. VISITS TO CLIENTS IN TERRITORY	: 424	11.42	9.58	1.95
C. EXPORT/TRADE/POLICY PROJECTS AND EVENTS FAIRS	: 19	7.85	6.16	1.29
MISSIONS	: 17	8.00	7.58	1.47
CONFERENCE SEMINARS	: 15	2.28	1.41	0.33
OTHER	: 7	2.00	0.75	0.23
D. COMMERCIAL* ECONOMIC REPORTS HQ REQUESTED	: 22	2.42	3.25	0.56
POST INITIATED	: 18	3.14	3.00	0.58
E. COMMUNICATIONS ACTIVITIES	: 2138	2.42	2.16	0.43
F. INVESTMENT ENQUIRIES FROM CANADA	: 37	2.00	2.25	0.41
FROM TERRITORIES	: 34	1.28	1.75	0.30
G. TECHNOLOGY INFLOW PROGRAM ENQR'S FRM CANADA	: 77	1.28	1.08	0.22
CONNECTIONS ARRANGED	: 36	1.00	0.58	0.14
H. PARTICIP'T'N IN PROG-REL EVENTS OUTSIDE POST	: :	1.42	2.75	0.43
I. SERVICE REQUESTS FM GOV'T SOURCES NGO	: 104	2.42	1.33	0.33
HOST GOVERNMENT	: 44	2.42	2.58	0.48
OTHER DEPARTMENT	: 54	9.00	2.41	0.92
PROVINCES/MUNICIPALITIES	: 42	1.85	2.25	0.40
J. ADMINISTRATION: PROGRAM MANAGEMENT & ADMIN.	: 10.00	2.16	0.96	
LEAVE, PROFESSIONAL DEVELOP	: 3.00	5.08	0.82	
K. SERVICE TO OTHER MISSION PROGRAMS	: :	2.00	1.50	0.32
L. TOURISM PROGRAM ACTIVITIES	: :	0.00	0.00	0.00
***** TOTALS *****		99.91	99.94	19.00

NUMBER OF BUSINESS VISITORS (PUBLIC SECTOR) FROM CANADA	: 153
FROM TERRIT	: 290
NUMBER OF BUSINESS VISITORS (PRIVATE SECTOR) FROM CANADA	: 314
FROM TERRIT	: 275
NUMBER OF PEMD APPLICATIONS COMMENTED ON	: 13
NUMBER OF OCCUPIED OFFICER POSITIONS - CANADA BASED	: 7
- LOCALLY ENGAGED	: 12

19/05/95

Foreign Affairs and International Trade

TSRPT02E

TRADE TRACKING SYSTEM

WORKLOAD AND OFFICER SUMMARY ACTIVITY REPORT
FOR QUARTER 3 OF FISCAL YEAR 1994

POST : BUCHAREST

	NUMBER	% OFFICER-TIME CANADA	LOC-ENG	TOTAL-TIME PERSON-QTR
A.EXPORT/TRADE/POLICY ENQUIRIES FROM CANADA	: 324	14.00	20.00	0.54
FROM TERRITORIES	: 209	5.00	10.00	0.25
B.VISITS TO CLIENTS IN TERRITORY	: 56	8.00	12.00	0.32
C.EXPORT/TRADE/POLICY PROJECTS AND EVENTS				
FAIRS	: 1	16.00	8.00	0.32
MISSIONS	: 3	10.00	8.00	0.26
CONFERENCE SEMINARS	: 0	0.00	0.00	0.00
OTHER	: 0	0.00	0.00	0.00
D.COMMERCIAL* ECONOMIC REPORTS HQ REQUESTED	: 0	2.00	2.50	0.07
POST INITIATED	: 2	2.00	5.00	0.12
E.COMMUNICATIONS ACTIVITIES	: 0	0.00	0.00	0.00
F.INVESTMENT ENQUIRIES				
FROM CANADA	: 4	3.00	3.50	0.10
FROM TERRITORIES	: 2	2.00	0.00	0.02
G.TECHNOLOGY INFLOW PROGRAM ENQR'S FRM CANADA	: 0	0.00	0.00	0.00
CONNECTIONS ARRANGED	: 0	0.00	0.00	0.00
H.PARTICPT'N IN PROG-REL EVENTS OUTSIDE POST	: 0	0.00	5.00	0.10
I.SERVICE REQUESTS FM GOV'T SOURCES				
NGO	: 2	4.00	0.00	0.04
HOST GOVERNMENT	: 12	5.00	7.00	0.19
OTHER DEPARTMENT	: 2	5.00	2.50	0.10
PROVINCES/MUNICIPALITIES	: 2	3.00	3.00	0.09
J.ADMINISTRATION: PROGRAM MANAGEMENT & ADMIN.	: 10.00	2.50	0.15	
LEAVE, PROFESSIONAL DEVELOP	: 6.00	11.00	0.28	
K.SERVICE TO OTHER MISSION PROGRAMS	: 5.00	0.00	0.05	
L.TOURISM PROGRAM ACTIVITIES	: 0.00	0.00	0.00	
***** TOTALS *****		100.00	100.00	3.00

NUMBER OF BUSINESS VISITORS (PUBLIC SECTOR) FROM CANADA : 3
FROM TERRIT : 24
NUMBER OF BUSINESS VISITORS (PRIVATE SECTOR) FROM CANADA : 52
FROM TERRIT : 46
NUMBER OF PEMD APPLICATIONS COMMENTED ON : 2
NUMBER OF OCCUPIED OFFICER POSITIONS -CANADA BASED : 1
-LOCALLY ENGAGED : 2

19/05/95

Foreign Affairs and International Trade

TSRPT02E

TRADE TRACKING SYSTEM

WORKLOAD AND OFFICER SUMMARY ACTIVITY REPORT
FOR QUARTER 3 OF FISCAL YEAR 1994

POST : BUDAPEST

	NUMBER	% OFFICER-TIME		TOTAL-TIME PERSON-QTR
		CANADA	LOC-ENG	
A.EXPORT/TRADE/POLICY ENQUIRIES FROM CANADA :	323	11.00	25.66	0.99
FROM TERRITORIES :	384	9.50	20.00	0.79
B.VISITS TO CLIENTS IN TERRITORY :	105	10.00	12.33	0.57
C.EXPORT/TRADE/POLICY PROJECTS AND EVENTS				
FAIRS :	5	1.00	2.00	0.08
MISSIONS :	3	2.50	3.33	0.15
CONFERENCE SEMINARS :	7	3.00	2.33	0.13
OTHER :	4	6.00	0.66	0.14
D.COMMERCIAL* ECONOMIC REPORTS HQ REQUESTED :	4	0.00	4.00	0.12
POST INITIATED :	5	1.50	2.00	0.09
E.COMMUNICATIONS ACTIVITIES :	31	0.00	2.00	0.06
F.INVESTMENT ENQUIRIES				
FROM CANADA :	7	1.50	1.00	0.06
FROM TERRITORIES :	8	1.00	1.33	0.06
G.TECHNOLOGY INFLOW PROGRAM ENQR'S FRM CANADA :	4	1.50	0.00	0.03
CONNECTIONS ARRANGED :	0	0.00	0.00	0.00
H.PARTICPT'N IN PROG-REL EVENTS OUTSIDE POST :		0.00	1.66	0.05
I.SERVICE REQUESTS FM GOV'T SOURCES				
NGO :	17	2.00	1.00	0.07
HOST GOVERNMENT :	7	1.00	0.66	0.04
OTHER DEPARTMENT :	15	21.00	1.33	0.46
PROVINCES/MUNICIPALITIES :	25	2.50	3.66	0.16
J.ADMINISTRATION: PROGRAM MANAGEMENT & ADMIN.:		19.00	5.00	0.53
LEAVE, PROFESSIONAL DEVELOP :		6.00	5.66	0.29
K.SERVICE TO OTHER MISSION PROGRAMS :		0.00	4.33	0.13
L.TOURISM PROGRAM ACTIVITIES :		0.00	0.00	0.00
***** TOTALS *****		100.00	99.94	5.00

NUMBER OF BUSINESS VISITORS (PUBLIC SECTOR) FROM CANADA : 82
FROM TERRIT : 96
NUMBER OF BUSINESS VISITORS (PRIVATE SECTOR) FROM CANADA : 3
FROM TERRIT : 5

NUMBER OF PEMD APPLICATIONS COMMENTED ON : 1

NUMBER OF OCCUPIED OFFICER POSITIONS -CANADA BASED : 2
-LOCALLY ENGAGED : 3

19/05/95

Foreign Affairs and International Trade

TSRPT02E

TRADE TRACKING SYSTEM

WORKLOAD AND OFFICER SUMMARY ACTIVITY REPORT
FOR QUARTER 3 OF FISCAL YEAR 1994

POST : KIEV

	NUMBER	% OFFICER-TIME CANADA	LOC-ENG	TOTAL-TIME PERSON-QTR
A.EXPORT/TRADE/POLICY ENQUIRIES FROM CANADA	: 232	10.00	6.00	0.22
FROM TERRITORIES	: 195	6.00	7.50	0.21
B.VISITS TO CLIENTS IN TERRITORY	: 47	7.00	9.00	0.25
C.EXPORT/TRADE/POLICY PROJECTS AND EVENTS				
FAIRS	: 4	5.00	5.00	0.15
MISSIONS	: 2	6.00	6.50	0.19
CONFERENCE SEMINARS	: 3	3.00	5.00	0.13
OTHER	: 3	2.00	3.50	0.09
D.COMMERCIAL* ECONOMIC REPORTS HQ REQUESTED	: 12	5.00	6.00	0.17
POST INITIATED	: 5	8.00	5.00	0.18
E.COMMUNICATIONS ACTIVITIES	: 2100	11.00	10.00	0.31
F.INVESTMENT ENQUIRIES				
FROM CANADA	: 17	5.00	6.00	0.17
FROM TERRITORIES	: 15	3.00	5.00	0.13
G.TECHNOLOGY INFLOW PROGRAM ENQR'S FRM CANADA	: 65	4.00	3.50	0.11
CONNECTIONS ARRANGED	: 33	5.00	3.50	0.12
H.PARTICPT'N IN PROG-REL EVENTS OUTSIDE POST	: 5	5.00	5.00	0.15
I.SERVICE REQUESTS FM GOV'T SOURCES				
NGO	: 70	3.00	5.00	0.13
HOST GOVERNMENT	: 15	5.00	2.50	0.10
OTHER DEPARTMENT	: 6	2.00	2.50	0.07
PROVINCES/MUNICIPALITIES	: 3	2.00	1.00	0.04
J.ADMINISTRATION: PROGRAM MANAGEMENT & ADMIN.	: 0.00	0.00	0.00	0.00
LEAVE, PROFESSIONAL DEVELOP	: 0.00	0.00	0.00	0.00
K.SERVICE TO OTHER MISSION PROGRAMS	: 3	3.00	2.50	0.08
L.TOURISM PROGRAM ACTIVITIES	: 0	0.00	0.00	0.00
***** TOTALS *****		100.00	100.00	3.00

NUMBER OF BUSINESS VISITORS (PUBLIC SECTOR)	FROM CANADA	: 30
	FROM TERRIT	: 138
NUMBER OF BUSINESS VISITORS (PRIVATE SECTOR)	FROM CANADA	: 10
	FROM TERRIT	: 8
NUMBER OF PEMD APPLICATIONS COMMENTED ON		: 2
NUMBER OF OCCUPIED OFFICER POSITIONS	- CANADA BASED	: 1
	- LOCALLY ENGAGED	: 2

19/05/95

Foreign Affairs and International Trade

TSRPT02E

TRADE TRACKING SYSTEM

WORKLOAD AND OFFICER SUMMARY ACTIVITY REPORT
FOR QUARTER 3 OF FISCAL YEAR 1994

POST : PRAGUE

	NUMBER	% OFFICER-TIME		TOTAL-TIME PERSON-QTR
		CANADA	LOC-ENG	
A.EXPORT/TRADE/POLICY ENQUIRIES FROM CANADA :	567	16.50	17.50	0.68
FROM TERRITORIES :	947	12.50	26.50	0.78
B.VISITS TO CLIENTS IN TERRITORY :	140	13.00	2.50	0.31
C.EXPORT/TRADE/POLICY PROJECTS AND EVENTS				
FAIRS :	7	12.50	13.50	0.52
MISSIONS :	3	7.50	6.00	0.27
CONFERENCE SEMINARS :	2	1.00	0.00	0.02
OTHER :	0	0.00	0.00	0.00
D.COMMERCIAL* ECONOMIC REPORTS HQ REQUESTED :	0	2.50	5.00	0.15
POST INITIATED :	0	2.50	5.00	0.15
E.COMMUNICATIONS ACTIVITIES :	1	1.50	0.00	0.03
F.INVESTMENT ENQUIRIES				
FROM CANADA :	5	1.50	0.00	0.03
FROM TERRITORIES :	3	1.00	0.00	0.02
G.TECHNOLOGY INFLOW PROGRAM ENQR'S FRM CANADA :	4	1.00	0.00	0.02
CONNECTIONS ARRANGED :	3	1.00	0.00	0.02
H.PARTICPT'N IN PROG-REL EVENTS OUTSIDE POST :		0.00	4.00	0.08
I.SERVICE REQUESTS FM GOV'T SOURCES				
NGO :	15	3.00	1.50	0.09
HOST GOVERNMENT :	10	2.50	5.00	0.15
OTHER DEPARTMENT :	25	5.50	7.50	0.26
PROVINCES/MUNICIPALITIES :	12	1.50	4.00	0.11
J.ADMINISTRATION: PROGRAM MANAGEMENT & ADMIN.:		10.00	1.00	0.22
LEAVE, PROFESSIONAL DEVELOP :		1.00	1.00	0.04
K.SERVICE TO OTHER MISSION PROGRAMS :		2.50	0.00	0.05
L.TOURISM PROGRAM ACTIVITIES :		0.00	0.00	0.00
***** TOTALS *****		100.00	100.00	4.00

NUMBER OF BUSINESS VISITORS (PUBLIC SECTOR)	FROM CANADA :	16
	FROM TERRIT :	32
NUMBER OF BUSINESS VISITORS (PRIVATE SECTOR)	FROM CANADA :	80
	FROM TERRIT :	68

NUMBER OF PEMD APPLICATIONS COMMENTED ON :	4
--	---

NUMBER OF OCCUPIED OFFICER POSITIONS	- CANADA BASED :	2
	- LOCALLY ENGAGED :	2

19/05/95

Foreign Affairs and International Trade

TSRPT02E

TRADE TRACKING SYSTEM

WORKLOAD AND OFFICER SUMMARY ACTIVITY REPORT
FOR QUARTER 3 OF FISCAL YEAR 1994

POST : WARSAW

	NUMBER	% OFFICER-TIME		TOTAL-TIME
		CANADA	LOC-ENG	PERSON-QTR
A.EXPORT/TRADE/POLICY ENQUIRIES FROM CANADA :	453	20.00	33.66	1.21
FROM TERRITORIES :	350	5.00	23.66	0.76
B.VISITS TO CLIENTS IN TERRITORY :	76	19.00	10.33	0.50
C.EXPORT/TRADE/POLICY PROJECTS AND EVENTS				
FAIRS :	2	7.00	5.00	0.22
MISSIONS :	6	20.00	13.33	0.60
CONFERENCE SEMINARS :	3	5.00	0.00	0.05
OTHER :	0	0.00	0.00	0.00
D.COMMERCIAL* ECONOMIC REPORTS HQ REQUESTED :	6	5.00	0.00	0.05
POST INITIATED :	6	4.00	0.00	0.04
E.COMMUNICATIONS ACTIVITIES :	6	3.00	0.00	0.03
F.INVESTMENT ENQUIRIES				
FROM CANADA :	4	0.00	1.66	0.05
FROM TERRITORIES :	6	0.00	2.33	0.07
G.TECHNOLOGY INFLOW PROGRAM ENQR'S FRM CANADA :	4	0.00	2.00	0.06
CONNECTIONS ARRANGED :	0	0.00	0.00	0.00
H.PARTICIP'T'N IN PROG-REL EVENTS OUTSIDE POST :		5.00	0.00	0.05
I.SERVICE REQUESTS FM GOV'T SOURCES				
NGO :	0	0.00	0.00	0.00
HOST GOVERNMENT :	0	0.00	0.00	0.00
OTHER DEPARTMENT :	6	3.00	0.00	0.03
PROVINCES/MUNICIPALITIES :	0	0.00	0.00	0.00
J.ADMINISTRATION: PROGRAM MANAGEMENT & ADMIN.:		2.00	1.33	0.06
LEAVE, PROFESSIONAL DEVELOP :		1.00	6.66	0.21
K.SERVICE TO OTHER MISSION PROGRAMS :		1.00	0.00	0.01
L.TOURISM PROGRAM ACTIVITIES :		0.00	0.00	0.00
***** TOTALS *****		100.00	99.96	4.00

NUMBER OF BUSINESS VISITORS (PUBLIC SECTOR) FROM CANADA : 22

FROM TERRIT : 0

NUMBER OF BUSINESS VISITORS (PRIVATE SECTOR) FROM CANADA : 169

FROM TERRIT : 148

NUMBER OF PEMD APPLICATIONS COMMENTED ON : 4

NUMBER OF OCCUPIED OFFICER POSITIONS - CANADA BASED : 1

- LOCALLY ENGAGED : 3

19/05/95

Foreign Affairs and International Trade

TSRPT02E

TRADE TRACKING SYSTEM

WORKLOAD AND OFFICER SUMMARY ACTIVITY REPORT
FOR QUARTER 3 OF FISCAL YEAR 1994

SUB-REGION: WEST EUROPE

	NUMBER	% OFFICER-TIME		TOTAL-TIME PERSON-QTR
		CANADA	LOC-ENG	
A.EXPORT/TRADE/POLICY ENQUIRIES FROM CANADA :	5347	12.60	20.55	19.19
FROM TERRITORIES :	7825	7.60	17.28	14.85
B.VISITS TO CLIENTS IN TERRITORY :	1451	11.13	7.88	10.07
C.EXPORT/TRADE/POLICY PROJECTS AND EVENTS				
FAIRS :	96	2.95	5.49	4.95
MISSIONS :	118	4.60	5.07	5.38
CONFERENCE SEMINARS :	126	4.16	2.73	3.62
OTHER :	96	2.53	1.32	1.98
D.COMMERCIAL* ECONOMIC REPORTS HQ REQUESTED :	189	5.93	2.55	4.26
POST INITIATED :	294	5.95	3.73	5.06
E.COMMUNICATIONS ACTIVITIES :	214	3.16	1.64	2.46
F.INVESTMENT ENQUIRIES FROM CANADA :	107	2.00	1.70	2.00
FROM TERRITORIES :	290	1.97	3.11	2.94
G.TECHNOLOGY INFLOW PROGRAM ENQR'S FRM CANADA :	256	0.46	2.16	1.65
CONNECTIONS ARRANGED :	141	0.20	1.55	1.13
H.PARTICPT'N IN PROG-REL EVENTS OUTSIDE POST :		2.30	1.26	1.84
I.SERVICE REQUESTS FM GOV'T SOURCES				
NGO :	244	0.76	1.02	1.02
HOST GOVERNMENT :	125	1.27	0.79	1.08
OTHER DEPARTMENT :	322	4.09	2.56	3.48
PROVINCES/MUNICIPALITIES :	317	2.79	1.55	2.24
J.ADMINISTRATION: PROGRAM MANAGEMENT & ADMIN.:		10.95	1.56	5.76
LEAVE, PROFESSIONAL DEVELOP :		6.83	5.52	6.64
K.SERVICE TO OTHER MISSION PROGRAMS :		4.44	0.35	2.15
L.TOURISM PROGRAM ACTIVITIES :		1.23	8.53	6.25
***** TOTALS *****		99.90	99.90	110.00

NUMBER OF BUSINESS VISITORS (PUBLIC SECTOR) FROM CANADA :	454
FROM TERRIT :	238
NUMBER OF BUSINESS VISITORS (PRIVATE SECTOR) FROM CANADA :	1165
FROM TERRIT :	1894

NUMBER OF PEMD APPLICATIONS COMMENTED ON :	52
--	----

NUMBER OF OCCUPIED OFFICER POSITIONS - CANADA BASED :	43
- LOCALLY ENGAGED :	67

19/05/95

Foreign Affairs and International Trade

TSRPT02E

TRADE TRACKING SYSTEM

WORKLOAD AND OFFICER SUMMARY ACTIVITY REPORT
FOR QUARTER 3 OF FISCAL YEAR 1994

POST : ANKARA

	NUMBER	% OFFICER-TIME CANADA	LOC-ENG	TOTAL-TIME PERSON-QTR
A.EXPORT/TRADE/POLICY ENQUIRIES FROM CANADA :	176	29.00	50.00	1.58
FROM TERRITORIES :	107	10.00	39.50	0.99
B.VISITS TO CLIENTS IN TERRITORY :	67	15.00	3.00	0.36
C.EXPORT/TRADE/POLICY PROJECTS AND EVENTS				
FAIRS :	0	0.00	0.00	0.00
MISSIONS :	4	7.50	2.50	0.20
CONFERENCE SEMINARS :	1	2.50	0.00	0.05
OTHER :	3	10.00	0.00	0.20
D.COMMERCIAL* ECONOMIC REPORTS HQ REQUESTED :	6	2.50	2.50	0.10
POST INITIATED :	12	17.50	0.00	0.35
E.COMMUNICATIONS ACTIVITIES :	0	0.00	0.00	0.00
F.INVESTMENT ENQUIRIES				
FROM CANADA :	0	0.00	0.00	0.00
FROM TERRITORIES :	4	0.50	1.00	0.03
G.TECHNOLOGY INFLOW PROGRAM ENQR'S FRM CANADA :	0	0.00	0.00	0.00
CONNECTIONS ARRANGED :	0	0.00	0.00	0.00
H.PARTICPT'N IN PROG-REL EVENTS OUTSIDE POST :		0.00	0.00	0.00
I.SERVICE REQUESTS FM GOV'T SOURCES				
NGO :	0	0.00	0.00	0.00
HOST GOVERNMENT :	0	0.00	0.00	0.00
OTHER DEPARTMENT :	3	0.00	0.00	0.00
PROVINCES/MUNICIPALITIES :	2	0.50	0.00	0.01
J.ADMINISTRATION: PROGRAM MANAGEMENT & ADMIN.:		5.00	0.00	0.10
LEAVE, PROFESSIONAL DEVELOP :		0.00	1.50	0.03
K.SERVICE TO OTHER MISSION PROGRAMS :		0.00	0.00	0.00
L.TOURISM PROGRAM ACTIVITIES :		0.00	0.00	0.00
***** TOTALS *****		100.00	100.00	4.00

NUMBER OF BUSINESS VISITORS (PUBLIC SECTOR) FROM CANADA : 9
FROM TERRIT : 5
NUMBER OF BUSINESS VISITORS (PRIVATE SECTOR) FROM CANADA : 37
FROM TERRIT : 28
NUMBER OF PEMD APPLICATIONS COMMENTED ON : 6
NUMBER OF OCCUPIED OFFICER POSITIONS - CANADA BASED : 2
- LOCALLY ENGAGED : 2

19/05/95

Foreign Affairs and International Trade

TSRPT02E

TRADE TRACKING SYSTEM

WORKLOAD AND OFFICER SUMMARY ACTIVITY REPORT
FOR QUARTER 3 OF FISCAL YEAR 1994

POST : ATHENS

	NUMBER	% OFFICER-TIME		TOTAL-TIME PERSON-QTR
		CANADA	LOC-ENG	
A.EXPORT/TRADE/POLICY ENQUIRIES FROM CANADA :	137	14.00	15.00	0.44
FROM TERRITORIES :	298	14.00	22.50	0.59
B.VISITS TO CLIENTS IN TERRITORY :	54	19.00	23.50	0.66
C.EXPORT/TRADE/POLICY FAIRS :	3	15.00	24.50	0.64
PROJECTS AND EVENTS MISSIONS :	0	0.00	0.00	0.00
CONFERENCE SEMINARS :	3	2.00	5.50	0.13
OTHER :	0	0.00	0.00	0.00
D.COMMERCIAL* ECONOMIC REPORTS HQ REQUESTED :	0	0.00	0.00	0.00
POST INITIATED :	0	0.00	0.00	0.00
E.COMMUNICATIONS ACTIVITIES :	0	0.00	0.00	0.00
F.INVESTMENT ENQUIRIES FROM CANADA :	2	0.00	0.00	0.00
FROM TERRITORIES :	0	0.00	0.00	0.00
G.TECHNOLOGY INFLOW PROGRAM ENQR'S FRM CANADA :	0	0.00	0.00	0.00
CONNECTIONS ARRANGED :	0	0.00	0.00	0.00
H.PARTICPT'N IN PROG-REL EVENTS OUTSIDE POST :		4.00	0.00	0.04
I.SERVICE REQUESTS FM GOV'T SOURCES NGO :	0	0.00	0.00	0.00
HOST GOVERNMENT :	0	0.00	0.00	0.00
OTHER DEPARTMENT :	0	0.00	0.00	0.00
PROVINCES/MUNICIPALITIES :	0	0.00	0.00	0.00
J.ADMINISTRATION: PROGRAM MANAGEMENT & ADMIN.:		10.00	0.00	0.10
LEAVE, PROFESSIONAL DEVELOP :		1.00	9.00	0.19
K.SERVICE TO OTHER MISSION PROGRAMS :		21.00	0.00	0.21
L.TOURISM PROGRAM ACTIVITIES :		0.00	0.00	0.00
***** TOTALS *****		100.00	100.00	3.00

NUMBER OF BUSINESS VISITORS (PUBLIC SECTOR) FROM CANADA :	9
FROM TERRIT :	0
NUMBER OF BUSINESS VISITORS (PRIVATE SECTOR) FROM CANADA :	38
FROM TERRIT :	92
NUMBER OF PEMD APPLICATIONS COMMENTED ON :	0
NUMBER OF OCCUPIED OFFICER POSITIONS - CANADA BASED :	1
- LOCALLY ENGAGED :	2

19/05/95

Foreign Affairs and International Trade

TSRPT02E

TRADE TRACKING SYSTEM

WORKLOAD AND OFFICER SUMMARY ACTIVITY REPORT
FOR QUARTER 3 OF FISCAL YEAR 1994

POST : BARCELONA

	NUMBER	% OFFICER-TIME		TOTAL-TIME
		CANADA	LOC-ENG	PERSON-QTR
A.EXPORT/TRADE/POLICY ENQUIRIES FROM CANADA :	98	10.00	15.00	0.25
FROM TERRITORIES :	197	5.00	10.00	0.15
B.VISITS TO CLIENTS IN TERRITORY :	26	15.00	15.00	0.30
C.EXPORT/TRADE/POLICY PROJECTS AND EVENTS				
FAIRS :	0	0.00	0.00	0.00
MISSIONS :	2	20.00	25.00	0.45
CONFERENCE SEMINARS :	1	5.00	0.00	0.05
OTHER :	0	0.00	0.00	0.00
D.COMMERCIAL* ECONOMIC REPORTS HQ REQUESTED :	0	0.00	0.00	0.00
POST INITIATED :	2	0.00	5.00	0.05
E.COMMUNICATIONS ACTIVITIES :	1	5.00	0.00	0.05
F.INVESTMENT ENQUIRIES				
FROM CANADA :	0	0.00	0.00	0.00
FROM TERRITORIES :	1	5.00	0.00	0.05
G.TECHNOLOGY INFLOW PROGRAM ENQR'S FRM CANADA :	0	0.00	0.00	0.00
CONNECTIONS ARRANGED :	0	0.00	0.00	0.00
H.PARTICPT'N IN PROG-REL EVENTS OUTSIDE POST :		0.00	0.00	0.00
I.SERVICE REQUESTS FM GOV'T SOURCES				
NGO :	0	0.00	0.00	0.00
HOST GOVERNMENT :	2	5.00	0.00	0.05
OTHER DEPARTMENT :	0	0.00	0.00	0.00
PROVINCES/MUNICIPALITIES :	0	0.00	0.00	0.00
J.ADMINISTRATION: PROGRAM MANAGEMENT & ADMIN.:		25.00	0.00	0.25
LEAVE, PROFESSIONAL DEVELOP :		5.00	30.00	0.35
K.SERVICE TO OTHER MISSION PROGRAMS :		0.00	0.00	0.00
L.TOURISM PROGRAM ACTIVITIES :		0.00	0.00	0.00
***** TOTALS *****		100.00	100.00	2.00

NUMBER OF BUSINESS VISITORS (PUBLIC SECTOR)	FROM CANADA :	2
	FROM TERRIT :	5
NUMBER OF BUSINESS VISITORS (PRIVATE SECTOR)	FROM CANADA :	10
	FROM TERRIT :	17
NUMBER OF PEMD APPLICATIONS COMMENTED ON :		0
NUMBER OF OCCUPIED OFFICER POSITIONS	- CANADA BASED :	1
	- LOCALLY ENGAGED :	1

19/05/95

Foreign Affairs and International Trade

TSRPT02E

TRADE TRACKING SYSTEM

WORKLOAD AND OFFICER SUMMARY ACTIVITY REPORT
FOR QUARTER 3 OF FISCAL YEAR 1994

POST : BERNE

	NUMBER	% OFFICER-TIME		TOTAL-TIME PERSON-QTR
		CANADA	LOC-ENG	
A.EXPORT/TRADE/POLICY ENQUIRIES FROM CANADA	: 172	6.00	19.50	0.45
FROM TERRITORIES	: 408	7.00	23.00	0.53
B.VISITS TO CLIENTS IN TERRITORY	: 82	5.00	5.50	0.16
C.EXPORT/TRADE/POLICY FAIRS	: 3	0.00	18.00	0.36
PROJECTS AND EVENTS MISSIONS	: 0	0.00	1.50	0.03
CONFERENCE SEMINARS	: 4	5.00	3.00	0.11
OTHER	: 8	10.00	3.50	0.17
D.COMMERCIAL* ECONOMIC REPORTS HQ REQUESTED	: 2	0.00	1.00	0.02
POST INITIATED	: 3	3.00	1.50	0.06
E.COMMUNICATIONS ACTIVITIES	: 13	2.00	4.00	0.10
F.INVESTMENT ENQUIRIES FROM CANADA	: 5	0.00	0.50	0.01
FROM TERRITORIES	: 27	0.00	1.50	0.03
G.TECHNOLOGY INFLOW PROGRAM ENQR'S FRM CANADA	: 2	0.00	1.00	0.02
CONNECTIONS ARRANGED	: 9	0.00	2.50	0.05
H.PARTICPT'N IN PROG-REL EVENTS OUTSIDE POST	: 0	0.00	0.00	0.00
I.SERVICE REQUESTS FM GOV'T SOURCES NGO	: 2	0.00	0.50	0.01
HOST GOVERNMENT	: 0	0.00	0.00	0.00
OTHER DEPARTMENT	: 6	15.00	2.50	0.20
PROVINCES/MUNICIPALITIES	: 14	25.00	2.00	0.29
J.ADMINISTRATION: PROGRAM MANAGEMENT & ADMIN.	: 15.00	0.00	0.15	0.15
LEAVE, PROFESSIONAL DEVELOP	: 5.00	9.00	0.23	0.23
K.SERVICE TO OTHER MISSION PROGRAMS	: 2.00	0.00	0.02	0.02
L.TOURISM PROGRAM ACTIVITIES	: 0.00	0.00	0.00	0.00
***** TOTALS *****		100.00	100.00	3.00

NUMBER OF BUSINESS VISITORS (PUBLIC SECTOR) FROM CANADA : 11
 FROM TERRIT : 16
 NUMBER OF BUSINESS VISITORS (PRIVATE SECTOR) FROM CANADA : 21
 FROM TERRIT : 205

NUMBER OF PEMD APPLICATIONS COMMENTED ON : 0

NUMBER OF OCCUPIED OFFICER POSITIONS -CANADA BASED : 1
 -LOCALLY ENGAGED : 2

19/05/95

Foreign Affairs and International Trade

TSRPT02E

TRADE TRACKING SYSTEM

WORKLOAD AND OFFICER SUMMARY ACTIVITY REPORT
FOR QUARTER 3 OF FISCAL YEAR 1994

POST : BONN

	NUMBER	% OFFICER-TIME CANADA	LOC-ENG	TOTAL-TIME PERSON-QTR
A. EXPORT/TRADE/POLICY ENQUIRIES FROM CANADA :	655	20.00	12.08	3.05
FROM TERRITORIES :	838	10.62	12.33	2.33
B. VISITS TO CLIENTS IN TERRITORY :	182	12.87	7.75	1.96
C. EXPORT/TRADE/POLICY FAIRS :	13	2.00	5.00	0.76
PROJECTS AND EVENTS MISSIONS :	18	3.50	3.75	0.73
CONFERENCE SEMINARS :	16	6.75	4.66	1.10
OTHER :	2	0.62	0.75	0.14
D. COMMERCIAL* ECONOMIC REPORTS HQ REQUESTED :	13	3.50	0.83	0.38
POST INITIATED :	42	3.75	2.66	0.62
E. COMMUNICATIONS ACTIVITIES :	20	2.62	2.00	0.45
F. INVESTMENT ENQUIRIES FROM CANADA :	2	0.00	0.08	0.01
FROM TERRITORIES :	72	2.37	1.83	0.41
G. TECHNOLOGY INFLOW PROGRAM ENQR'S FRM CANADA :	66	0.00	2.08	0.25
CONNECTIONS ARRANGED :	48	0.00	3.50	0.42
H. PARTICIP'TN IN PROG-REL EVENTS OUTSIDE POST :		3.12	0.00	0.25
I. SERVICE REQUESTS FM GOV'T SOURCES NGO :	14	0.75	0.58	0.13
HOST GOVERNMENT :	24	0.50	1.66	0.24
OTHER DEPARTMENT :	74	4.37	1.91	0.58
PROVINCES/MUNICIPALITIES :	21	0.75	1.08	0.19
J. ADMINISTRATION: PROGRAM MANAGEMENT & ADMIN.:		11.50	2.75	1.25
LEAVE, PROFESSIONAL DEVELOP :		4.50	6.41	1.13
K. SERVICE TO OTHER MISSION PROGRAMS :		2.12	0.41	0.22
L. TOURISM PROGRAM ACTIVITIES :		3.75	25.83	3.40
***** TOTALS *****		99.96	99.93	20.00

NUMBER OF BUSINESS VISITORS (PUBLIC SECTOR) FROM CANADA :	56
FROM TERRIT :	30
NUMBER OF BUSINESS VISITORS (PRIVATE SECTOR) FROM CANADA :	114
FROM TERRIT :	45
NUMBER OF PEMD APPLICATIONS COMMENTED ON :	7
NUMBER OF OCCUPIED OFFICER POSITIONS - CANADA BASED :	8
- LOCALLY ENGAGED :	12

19/05/95

Foreign Affairs and International Trade

TSRPT02E

TRADE TRACKING SYSTEM

WORKLOAD AND OFFICER SUMMARY ACTIVITY REPORT
FOR QUARTER 3 OF FISCAL YEAR 1994

POST : BRUSSELS

	NUMBER	% OFFICER-TIME		TOTAL-TIME PERSON-QTR
		CANADA	LOC-ENG	
A.EXPORT/TRADE/POLICY ENQUIRIES FROM CANADA :	393	17.50	18.33	0.90
FROM TERRITORIES :	277	15.00	15.00	0.75
B.VISITS TO CLIENTS IN TERRITORY :	64	15.00	11.66	0.65
C.EXPORT/TRADE/POLICY FAIRS :	4	5.00	10.00	0.40
PROJECTS AND EVENTS MISSIONS :	11	5.00	5.00	0.25
CONFERENCE SEMINARS :	14	2.50	5.00	0.20
OTHER :	4	0.00	1.66	0.05
D.COMMERCIAL* ECONOMIC REPORTS HQ REQUESTED :	12	2.50	1.66	0.10
POST INITIATED :	2	5.00	1.66	0.15
E.COMMUNICATIONS ACTIVITIES :	73	7.50	6.66	0.35
F.INVESTMENT ENQUIRIES FROM CANADA :	19	2.50	1.66	0.10
FROM TERRITORIES :	27	7.50	6.66	0.35
G.TECHNOLOGY INFLOW PROGRAM ENQR'S FRM CANADA :	13	2.50	5.00	0.20
CONNECTIONS ARRANGED :	12	0.00	1.66	0.05
H.PARTICPT'N IN PROG-REL EVENTS OUTSIDE POST :		0.00	0.00	0.00
I.SERVICE REQUESTS FM GOV'T SOURCES NGO :	5	2.50	3.33	0.15
HOST GOVERNMENT :	20	2.50	1.66	0.10
OTHER DEPARTMENT :	10	2.50	1.66	0.10
PROVINCES/MUNICIPALITIES :	5	2.50	1.66	0.10
J.ADMINISTRATION: PROGRAM MANAGEMENT & ADMIN.:		2.50	0.00	0.05
LEAVE, PROFESSIONAL DEVELOP :		0.00	0.00	0.00
K.SERVICE TO OTHER MISSION PROGRAMS :		0.00	0.00	0.00
L.TOURISM PROGRAM ACTIVITIES :		0.00	0.00	0.00
***** TOTALS *****		100.00	99.92	5.00

NUMBER OF BUSINESS VISITORS (PUBLIC SECTOR) FROM CANADA : 21

FROM TERRIT : 10

NUMBER OF BUSINESS VISITORS (PRIVATE SECTOR) FROM CANADA : 104

FROM TERRIT : 109

NUMBER OF PEMD APPLICATIONS COMMENTED ON : 3

NUMBER OF OCCUPIED OFFICER POSITIONS - CANADA BASED : 2

- LOCALLY ENGAGED : 3

19/05/95

Foreign Affairs and International Trade

TSRPT02E

TRADE TRACKING SYSTEM

WORKLOAD AND OFFICER SUMMARY ACTIVITY REPORT
FOR QUARTER 3 OF FISCAL YEAR 1994

POST : COPENHAGEN

	NUMBER	% OFFICER-TIME		TOTAL-TIME
		CANADA	LOC-ENG	PERSON-QTR
A.EXPORT/TRADE/POLICY ENQUIRIES FROM CANADA :	248	5.00	24.33	0.78
FROM TERRITORIES :	192	5.00	12.66	0.43
B.VISITS TO CLIENTS IN TERRITORY :	93	20.00	12.00	0.56
C.EXPORT/TRADE/POLICY PROJECTS AND EVENTS				
FAIRS :	0	0.00	0.00	0.00
MISSIONS :	5	8.00	18.33	0.63
CONFERENCE SEMINARS :	0	0.00	0.00	0.00
OTHER :	7	25.00	7.00	0.46
D.COMMERCIAL* ECONOMIC REPORTS HQ REQUESTED :	5	1.00	5.66	0.18
POST INITIATED :	10	10.00	4.00	0.22
E.COMMUNICATIONS ACTIVITIES :	0	0.00	0.00	0.00
F.INVESTMENT ENQUIRIES				
FROM CANADA :	3	1.00	0.00	0.01
FROM TERRITORIES :	5	5.00	2.00	0.11
G.TECHNOLOGY INFLOW PROGRAM ENQR'S FRM CANADA :	5	0.00	3.66	0.11
CONNECTIONS ARRANGED :	0	0.00	0.00	0.00
H.PARTICPT'N IN PROG-REL EVENTS OUTSIDE POST :		0.00	4.00	0.12
I.SERVICE REQUESTS FM GOV'T SOURCES				
NGO :	0	0.00	0.00	0.00
HOST GOVERNMENT :	0	0.00	0.00	0.00
OTHER DEPARTMENT :	3	5.00	2.00	0.11
PROVINCES/MUNICIPALITIES :	1	0.00	1.00	0.03
J.ADMINISTRATION: PROGRAM MANAGEMENT & ADMIN.:		7.00	0.66	0.09
LEAVE, PROFESSIONAL DEVELOP :		3.00	2.66	0.11
K.SERVICE TO OTHER MISSION PROGRAMS :		5.00	0.00	0.05
L.TOURISM PROGRAM ACTIVITIES :		0.00	0.00	0.00
***** TOTALS *****		100.00	99.96	4.00

NUMBER OF BUSINESS VISITORS (PUBLIC SECTOR) FROM CANADA : 13
FROM TERRIT : 0

NUMBER OF BUSINESS VISITORS (PRIVATE SECTOR) FROM CANADA : 36
FROM TERRIT : 0

NUMBER OF PEMD APPLICATIONS COMMENTED ON : 0

NUMBER OF OCCUPIED OFFICER POSITIONS - CANADA BASED : 1
- LOCALLY ENGAGED : 3

19/05/95

Foreign Affairs and International Trade

TSRPT02E

TRADE TRACKING SYSTEM

WORKLOAD AND OFFICER SUMMARY ACTIVITY REPORT
FOR QUARTER 3 OF FISCAL YEAR 1994

POST : DUBLIN

	NUMBER	% OFFICER-TIME		TOTAL-TIME PERSON-QTR
		CANADA	LOC-ENG	
A.EXPORT/TRADE/POLICY ENQUIRIES FROM CANADA :	142	2.00	19.00	0.21
FROM TERRITORIES :	166	2.00	17.00	0.19
B.VISITS TO CLIENTS IN TERRITORY :	18	2.00	2.00	0.04
C.EXPORT/TRADE/POLICY PROJECTS AND EVENTS				
FAIRS :	2	0.00	2.00	0.02
MISSIONS :	1	3.00	2.00	0.05
CONFERENCE SEMINARS :	2	4.00	10.00	0.14
OTHER :	13	3.00	6.00	0.09
D.COMMERCIAL* ECONOMIC REPORTS HQ REQUESTED :	10	5.00	3.00	0.08
POST INITIATED :	5	3.00	2.00	0.05
E.COMMUNICATIONS ACTIVITIES :	9	4.00	11.00	0.15
F.INVESTMENT ENQUIRIES				
FROM CANADA :	6	4.00	2.00	0.06
FROM TERRITORIES :	6	3.00	1.00	0.04
G.TECHNOLOGY INFLOW PROGRAM ENQR'S FRM CANADA :	11	4.00	4.00	0.08
CONNECTIONS ARRANGED :	4	3.00	4.00	0.07
H.PARTICPT'N IN PROG-REL EVENTS OUTSIDE POST :		0.00	0.00	0.00
I.SERVICE REQUESTS FM GOV'T SOURCES				
NGO :	15	2.00	2.00	0.04
HOST GOVERNMENT :	6	2.00	1.00	0.03
OTHER DEPARTMENT :	11	3.00	3.00	0.06
PROVINCES/MUNICIPALITIES :	15	5.00	3.00	0.08
J.ADMINISTRATION: PROGRAM MANAGEMENT & ADMIN.:		14.00	2.00	0.16
LEAVE, PROFESSIONAL DEVELOP :		1.00	3.00	0.04
K.SERVICE TO OTHER MISSION PROGRAMS :		29.00	1.00	0.30
L.TOURISM PROGRAM ACTIVITIES :		2.00	0.00	0.02
***** TOTALS *****		100.00	100.00	2.00

NUMBER OF BUSINESS VISITORS (PUBLIC SECTOR)	FROM CANADA :	8
	FROM TERRIT :	14
NUMBER OF BUSINESS VISITORS (PRIVATE SECTOR)	FROM CANADA :	8
	FROM TERRIT :	91

NUMBER OF PEMD APPLICATIONS COMMENTED ON	:	2
--	---	---

NUMBER OF OCCUPIED OFFICER POSITIONS	-CANADA BASED :	1
	-LOCALLY ENGAGED :	1

19/05/95

Foreign Affairs and International Trade

TSRPT02E

TRADE TRACKING SYSTEM

WORKLOAD AND OFFICER SUMMARY ACTIVITY REPORT
FOR QUARTER 3 OF FISCAL YEAR 1994

POST : HELSINKI

	NUMBER	% OFFICER-TIME CANADA	LOC-ENG	TOTAL-TIME PERSON-QTR
A. EXPORT/TRADE/POLICY ENQUIRIES FROM CANADA	: 128	10.00	31.00	0.72
FROM TERRITORIES	: 108	4.00	9.50	0.23
B. VISITS TO CLIENTS IN TERRITORY	: 34	25.00	3.50	0.32
C. EXPORT/TRADE/POLICY PROJECTS AND EVENTS				
FAIRS	: 0	0.00	0.00	0.00
MISSIONS	: 0	0.00	0.00	0.00
CONFERENCE SEMINARS	: 0	0.00	0.00	0.00
OTHER	: 5	0.00	5.50	0.11
D. COMMERCIAL* ECONOMIC REPORTS HQ REQUESTED	: 6	4.00	17.00	0.38
POST INITIATED	: 8	8.00	2.00	0.12
E. COMMUNICATIONS ACTIVITIES	: 6	2.00	3.50	0.09
F. INVESTMENT ENQUIRIES				
FROM CANADA	: 0	0.00	0.00	0.00
FROM TERRITORIES	: 3	0.00	0.50	0.01
G. TECHNOLOGY INFLOW PROGRAM ENQR'S FRM CANADA	: 2	0.00	1.00	0.02
CONNECTIONS ARRANGED	: 0	0.00	0.00	0.00
H. PARTICIP'T'N IN PROG-REL EVENTS OUTSIDE POST	: 0	0.00	0.00	0.00
I. SERVICE REQUESTS FM GOV'T SOURCES				
NGO	: 2	0.00	1.50	0.03
HOST GOVERNMENT	: 1	1.00	0.00	0.01
OTHER DEPARTMENT	: 3	1.00	1.50	0.04
PROVINCES/MUNICIPALITIES	: 4	0.00	2.50	0.05
J. ADMINISTRATION: PROGRAM MANAGEMENT & ADMIN.	: 0	0.00	3.50	0.07
LEAVE, PROFESSIONAL DEVELOP	: 30	30.00	16.50	0.63
K. SERVICE TO OTHER MISSION PROGRAMS	: 15	15.00	1.00	0.17
L. TOURISM PROGRAM ACTIVITIES	: 0	0.00	0.00	0.00
***** TOTALS *****		100.00	100.00	3.00

NUMBER OF BUSINESS VISITORS (PUBLIC SECTOR)	FROM CANADA	: 10
	FROM TERRIT	: 7
NUMBER OF BUSINESS VISITORS (PRIVATE SECTOR)	FROM CANADA	: 4
	FROM TERRIT	: 28
NUMBER OF PEMD APPLICATIONS COMMENTED ON		: 1
NUMBER OF OCCUPIED OFFICER POSITIONS	- CANADA BASED	: 1
	- LOCALLY ENGAGED	: 2

19/05/95

Foreign Affairs and International Trade

TSRPT02E

TRADE TRACKING SYSTEM

WORKLOAD AND OFFICER SUMMARY ACTIVITY REPORT
FOR QUARTER 3 OF FISCAL YEAR 1994

POST : LISBON

	NUMBER	% OFFICER-TIME		TOTAL-TIME PERSON-QTR
		CANADA	LOC-ENG	
A.EXPORT/TRADE/POLICY ENQUIRIES FROM CANADA :	242	10.00	32.50	0.75
FROM TERRITORIES :	218	5.00	30.00	0.65
B.VISITS TO CLIENTS IN TERRITORY :	42	15.00	5.00	0.25
C.EXPORT/TRADE/POLICY FAIRS :	0	0.00	0.00	0.00
PROJECTS AND EVENTS MISSIONS :	4	10.00	3.00	0.16
CONFERENCE SEMINARS :	4	5.00	3.00	0.11
OTHER :	1	1.00	1.50	0.04
D.COMMERCIAL* ECONOMIC REPORTS HQ REQUESTED :	8	2.00	2.00	0.06
POST INITIATED :	3	3.00	0.00	0.03
E.COMMUNICATIONS ACTIVITIES :	6	1.00	1.00	0.03
F.INVESTMENT ENQUIRIES FROM CANADA :	12	5.00	3.00	0.11
FROM TERRITORIES :	7	1.00	3.00	0.07
G.TECHNOLOGY INFLOW PROGRAM ENQR'S FRM CANADA :	7	1.00	3.00	0.07
CONNECTIONS ARRANGED :	1	1.00	3.00	0.07
H.PARTICPT'N IN PROG-REL EVENTS OUTSIDE POST :		5.00	0.00	0.05
I.SERVICE REQUESTS FM GOV'T SOURCES NGO :	6	2.00	0.00	0.02
HOST GOVERNMENT :	11	5.00	2.00	0.09
OTHER DEPARTMENT :	10	6.00	2.00	0.10
PROVINCES/MUNICIPALITIES :	6	2.00	1.00	0.04
J.ADMINISTRATION: PROGRAM MANAGEMENT & ADMIN.:		10.00	0.00	0.10
LEAVE, PROFESSIONAL DEVELOP :		5.00	5.00	0.15
K.SERVICE TO OTHER MISSION PROGRAMS :		5.00	0.00	0.05
L.TOURISM PROGRAM ACTIVITIES :		0.00	0.00	0.00
***** TOTALS *****		100.00	100.00	3.00

NUMBER OF BUSINESS VISITORS (PUBLIC SECTOR) FROM CANADA : 40
FROM TERRIT : 10
NUMBER OF BUSINESS VISITORS (PRIVATE SECTOR) FROM CANADA : 26
FROM TERRIT : 47

NUMBER OF PEMD APPLICATIONS COMMENTED ON : 2

NUMBER OF OCCUPIED OFFICER POSITIONS - CANADA BASED : 1
- LOCALLY ENGAGED : 2

19/05/95

Foreign Affairs and International Trade

TSRPT02E

TRADE TRACKING SYSTEM

WORKLOAD AND OFFICER SUMMARY ACTIVITY REPORT
FOR QUARTER 3 OF FISCAL YEAR 1994

POST : LONDON

	NUMBER	% OFFICER-TIME CANADA	LOC-ENG	TOTAL-TIME PERSON-QTR
A.EXPORT/TRADE/POLICY ENQUIRIES FROM CANADA	: 749	13.16	23.00	2.17
FROM TERRITORIES	: 1407	13.33	17.33	1.84
B.VISITS TO CLIENTS IN TERRITORY	: 152	15.50	5.50	1.26
C.EXPORT/TRADE/POLICY PROJECTS AND EVENTS FAIRS	: 13	2.16	8.00	0.61
MISSIONS	: 8	1.16	3.33	0.27
CONFERENCE SEMINARS	: 24	4.50	3.00	0.45
OTHER	: 25	1.50	1.50	0.18
D.COMMERCIAL* ECONOMIC REPORTS HQ REQUESTED	: 48	9.66	1.66	0.68
POST INITIATED	: 98	10.00	5.50	0.93
E.COMMUNICATIONS ACTIVITIES	: 22	3.00	2.33	0.32
F.INVESTMENT ENQUIRIES FROM CANADA	: 19	0.50	1.00	0.09
FROM TERRITORIES	: 28	1.16	1.66	0.17
G.TECHNOLOGY INFLOW PROGRAM ENQR'S FRM CANADA	: 8	0.00	1.33	0.08
CONNECTIONS ARRANGED	: 5	0.00	0.50	0.03
H.PARTICPT'N IN PROG-REL EVENTS OUTSIDE POST	: 1.83	1.66		0.21
I.SERVICE REQUESTS FM GOV'T SOURCES NGO	: 15	0.50	0.66	0.07
HOST GOVERNMENT	: 13	2.66	1.33	0.24
OTHER DEPARTMENT	: 100	4.33	6.83	0.67
PROVINCES/MUNICIPALITIES	: 66	3.50	3.50	0.42
J.ADMINISTRATION: PROGRAM MANAGEMENT & ADMIN.	: 1.50	2.16		0.22
LEAVE, PROFESSIONAL DEVELOP	: 6.66	8.16		0.89
K.SERVICE TO OTHER MISSION PROGRAMS	: 3.33	0.00		0.20
L.TOURISM PROGRAM ACTIVITIES	: 0.00	0.00		0.00
***** TOTALS *****		99.94	99.94	12.00

NUMBER OF BUSINESS VISITORS (PUBLIC SECTOR) FROM CANADA : 53

FROM TERRIT : 42

NUMBER OF BUSINESS VISITORS (PRIVATE SECTOR) FROM CANADA : 101

FROM TERRIT : 182

NUMBER OF PEMD APPLICATIONS COMMENTED ON : 2

NUMBER OF OCCUPIED OFFICER POSITIONS -CANADA BASED : 6

-LOCALLY ENGAGED : 6

19/05/95

Foreign Affairs and International Trade

TSRPT02E

TRADE TRACKING SYSTEM

WORKLOAD AND OFFICER SUMMARY ACTIVITY REPORT
FOR QUARTER 3 OF FISCAL YEAR 1994

POST : MADRID

	NUMBER	% OFFICER-TIME		TOTAL-TIME PERSON-QTR
		CANADA	LOC-ENG	
A.EXPORT/TRADE/POLICY ENQUIRIES FROM CANADA :	282	20.00	31.00	1.44
FROM TERRITORIES :	831	0.00	36.25	1.45
B.VISITS TO CLIENTS IN TERRITORY :	66	10.00	5.50	0.32
C.EXPORT/TRADE/POLICY FAIRS :	5	5.00	7.25	0.34
PROJECTS AND EVENTS MISSIONS :	6	5.00	2.50	0.15
CONFERENCE SEMINARS :	1	0.00	0.50	0.02
OTHER :	0	0.00	0.00	0.00
D.COMMERCIAL* ECONOMIC REPORTS HQ REQUESTED :	9	10.00	2.25	0.19
POST INITIATED :	3	10.00	0.25	0.11
E.COMMUNICATIONS ACTIVITIES :	2	0.00	0.75	0.03
F.INVESTMENT ENQUIRIES FROM CANADA :	6	10.00	0.75	0.13
FROM TERRITORIES :	11	0.00	1.00	0.04
G.TECHNOLOGY INFLOW PROGRAM ENQR'S FRM CANADA :	10	5.00	1.75	0.12
CONNECTIONS ARRANGED :	6	0.00	0.75	0.03
H.PARTICPT'N IN PROG-REL EVENTS OUTSIDE POST :		0.00	0.00	0.00
I.SERVICE REQUESTS FM GOV'T SOURCES NGO :	18	0.00	2.25	0.09
HOST GOVERNMENT :	5	0.00	0.75	0.03
OTHER DEPARTMENT :	3	0.00	1.50	0.06
PROVINCES/MUNICIPALITIES :	3	0.00	0.75	0.03
J.ADMINISTRATION: PROGRAM MANAGEMENT & ADMIN.:		20.00	4.25	0.37
LEAVE, PROFESSIONAL DEVELOP :		0.00	0.00	0.00
K.SERVICE TO OTHER MISSION PROGRAMS :		0.00	0.00	0.00
L.TOURISM PROGRAM ACTIVITIES :		5.00	0.00	0.05
***** TOTALS *****		100.00	100.00	5.00

NUMBER OF BUSINESS VISITORS (PUBLIC SECTOR) FROM CANADA : 19
FROM TERRIT : 32
NUMBER OF BUSINESS VISITORS (PRIVATE SECTOR) FROM CANADA : 39
FROM TERRIT : 89

NUMBER OF PEMD APPLICATIONS COMMENTED ON : 5

NUMBER OF OCCUPIED OFFICER POSITIONS - CANADA BASED : 1
- LOCALLY ENGAGED : 4

19/05/95

Foreign Affairs and International Trade

TSRPT02E

TRADE TRACKING SYSTEM

WORKLOAD AND OFFICER SUMMARY ACTIVITY REPORT
FOR QUARTER 3 OF FISCAL YEAR 1994

POST : MILAN

	NUMBER	% OFFICER-TIME		TOTAL-TIME
		CANADA	LOC-ENG	PERSON-QTR
A. EXPORT/TRADE/POLICY ENQUIRIES FROM CANADA :	529	4.33	21.00	0.76
FROM TERRITORIES :	777	5.00	22.33	0.82
B. VISITS TO CLIENTS IN TERRITORY :	71	4.66	9.00	0.41
C. EXPORT/TRADE/POLICY PROJECTS AND EVENTS :				
FAIRS :	2	3.00	12.33	0.46
MISSIONS :	6	8.33	3.66	0.36
CONFERENCE SEMINARS :	5	2.66	2.33	0.15
OTHER :	6	3.66	3.33	0.21
D. COMMERCIAL* ECONOMIC REPORTS HQ REQUESTED :	5	2.00	3.33	0.16
POST INITIATED :	13	4.00	7.33	0.34
E. COMMUNICATIONS ACTIVITIES :	22	11.00	2.66	0.41
F. INVESTMENT ENQUIRIES FROM CANADA :	9	1.33	0.33	0.05
FROM TERRITORIES :	28	3.66	0.00	0.11
G. TECHNOLOGY INFLOW PROGRAM ENQR'S FRM CANADA :	4	0.00	3.00	0.09
CONNECTIONS ARRANGED :	6	0.00	0.33	0.01
H. PARTICIPATION IN PROG-REL EVENTS OUTSIDE POST :		0.00	3.33	0.10
I. SERVICE REQUESTS FM GOV'T SOURCES :				
NGO :	5	0.33	0.33	0.02
HOST GOVERNMENT :	2	0.00	0.33	0.01
OTHER DEPARTMENT :	3	0.66	0.00	0.02
PROVINCES/MUNICIPALITIES :	17	2.66	0.33	0.09
J. ADMINISTRATION: PROGRAM MANAGEMENT & ADMIN. :		18.66	0.00	0.56
LEAVE, PROFESSIONAL DEVELOP :		11.33	4.66	0.48
K. SERVICE TO OTHER MISSION PROGRAMS :		10.66	0.00	0.32
L. TOURISM PROGRAM ACTIVITIES :		2.00	0.00	0.06
***** TOTALS *****		99.93	99.94	6.00

NUMBER OF BUSINESS VISITORS (PUBLIC SECTOR) FROM CANADA : 17
FROM TERRIT : 1

NUMBER OF BUSINESS VISITORS (PRIVATE SECTOR) FROM CANADA : 86
FROM TERRIT : 489

NUMBER OF PEMD APPLICATIONS COMMENTED ON : 0

NUMBER OF OCCUPIED OFFICER POSITIONS - CANADA BASED : 3
- LOCALLY ENGAGED : 3

19/05/95

Foreign Affairs and International Trade

TSRPT02E

TRADE TRACKING SYSTEM

WORKLOAD AND OFFICER SUMMARY ACTIVITY REPORT
FOR QUARTER 3 OF FISCAL YEAR 1994

POST : OSLO

	NUMBER	% OFFICER-TIME		TOTAL-TIME PERSON-QTR
		CANADA	LOC-ENG	
A. EXPORT/TRADE/POLICY ENQUIRIES FROM CANADA	: 263	6.00	35.00	1.17
FROM TERRITORIES	: 97	4.00	6.66	0.28
B. VISITS TO CLIENTS IN TERRITORY	: 62	7.50	8.33	0.40
C. EXPORT/TRADE/POLICY PROJECTS AND EVENTS				
FAIRS	: 5	8.50	8.33	0.42
MISSIONS	: 3	10.00	10.00	0.50
CONFERENCE SEMINARS	: 1	5.00	3.33	0.20
OTHER	: 1	0.00	0.00	0.00
D. COMMERCIAL* ECONOMIC REPORTS HQ REQUESTED	: 9	5.00	5.00	0.25
POST INITIATED	: 16	5.00	6.66	0.30
E. COMMUNICATIONS ACTIVITIES	: 8	1.00	0.00	0.02
F. INVESTMENT ENQUIRIES				
FROM CANADA	: 3	1.00	0.00	0.02
FROM TERRITORIES	: 3	1.00	0.00	0.02
G. TECHNOLOGY INFLOW PROGRAM ENQR'S FRM CANADA	: 1	0.00	0.00	0.00
CONNECTIONS ARRANGED	: 0	0.00	0.00	0.00
H. PARTICIP'T'N IN PROG-REL EVENTS OUTSIDE POST	: 1	1.00	0.00	0.02
I. SERVICE REQUESTS FM GOV'T SOURCES				
NGO	: 5	0.00	0.00	0.00
HOST GOVERNMENT	: 10	2.50	0.00	0.05
OTHER DEPARTMENT	: 7	10.00	6.66	0.40
PROVINCES/MUNICIPALITIES	: 58	10.00	5.00	0.35
J. ADMINISTRATION: PROGRAM MANAGEMENT & ADMIN.	: 7.50	7.50	0.00	0.15
LEAVE, PROFESSIONAL DEVELOP	: 7.50	7.50	3.33	0.25
K. SERVICE TO OTHER MISSION PROGRAMS	: 7.50	7.50	0.00	0.15
L. TOURISM PROGRAM ACTIVITIES	: 0.00	0.00	1.66	0.05
***** TOTALS *****		100.00	99.96	5.00

NUMBER OF BUSINESS VISITORS (PUBLIC SECTOR)	FROM CANADA	: 9
	FROM TERRIT	: 2
NUMBER OF BUSINESS VISITORS (PRIVATE SECTOR)	FROM CANADA	: 28
	FROM TERRIT	: 11
NUMBER OF PEMD APPLICATIONS COMMENTED ON		: 0
NUMBER OF OCCUPIED OFFICER POSITIONS	- CANADA BASED	: 2
	- LOCALLY ENGAGED	: 3

19/05/95

Foreign Affairs and International Trade

TSRPT02E

TRADE TRACKING SYSTEM

WORKLOAD AND OFFICER SUMMARY ACTIVITY REPORT
FOR QUARTER 3 OF FISCAL YEAR 1994

POST : PARIS

	NUMBER	% OFFICER-TIME		TOTAL-TIME
		CANADA	LOC-ENG	PERSON-QTR
A.EXPORT/TRADE/POLICY ENQUIRIES FROM CANADA	: 580	5.83	10.00	1.45
FROM TERRITORIES	: 1331	2.50	10.00	1.25
B.VISITS TO CLIENTS IN TERRITORY	: 315	6.66	4.63	0.91
C.EXPORT/TRADE/POLICY PROJECTS AND EVENTS				
FAIRS	: 34	3.33	3.09	0.54
MISSIONS	: 34	4.16	5.00	0.80
CONFERENCE SEMINARS	: 32	4.16	1.90	0.46
OTHER	: 8	1.66	0.72	0.18
D.COMMERCIAL* ECONOMIC REPORTS HQ REQUESTED	: 21	6.66	2.27	0.65
POST INITIATED	: 34	7.50	6.90	1.21
E.COMMUNICATIONS ACTIVITIES	: 14	1.66	1.18	0.23
F.INVESTMENT ENQUIRIES				
FROM CANADA	: 6	7.50	6.90	1.21
FROM TERRITORIES	: 16	2.50	6.90	0.91
G.TECHNOLOGY INFLOW PROGRAM ENQR'S FRM CANADA	: 114	0.83	3.09	0.39
CONNECTIONS ARRANGED	: 40	0.83	2.27	0.30
H.PARTICPT'N IN PROG-REL EVENTS OUTSIDE POST	: 14	6.66	1.45	0.56
I.SERVICE REQUESTS FM GOV'T SOURCES				
NGO	: 117	1.66	0.72	0.18
HOST GOVERNMENT	: 17	1.66	0.36	0.14
OTHER DEPARTMENT	: 43	4.16	1.90	0.46
PROVINCES/MUNICIPALITIES	: 76	1.66	0.72	0.18
J.ADMINISTRATION: PROGRAM MANAGEMENT & ADMIN.	: 11	11.66	1.90	0.91
LEAVE, PROFESSIONAL DEVELOP	: 14	15.00	4.63	1.41
K.SERVICE TO OTHER MISSION PROGRAMS	: 14	1.66	0.00	0.10
L.TOURISM PROGRAM ACTIVITIES	: 14	0.00	23.36	2.57
***** TOTALS *****		99.90	99.89	17.00

NUMBER OF BUSINESS VISITORS (PUBLIC SECTOR) FROM CANADA : 149
FROM TERRIT : 45
NUMBER OF BUSINESS VISITORS (PRIVATE SECTOR) FROM CANADA : 397
FROM TERRIT : 393

NUMBER OF PEMD APPLICATIONS COMMENTED ON : 16

NUMBER OF OCCUPIED OFFICER POSITIONS - CANADA BASED : 6
- LOCALLY ENGAGED : 11

19/05/95

Foreign Affairs and International Trade

TSRPT02E

TRADE TRACKING SYSTEM

WORKLOAD AND OFFICER SUMMARY ACTIVITY REPORT
FOR QUARTER 3 OF FISCAL YEAR 1994

POST : ROME

	NUMBER	% OFFICER-TIME		TOTAL-TIME PERSON-QTR
		CANADA	LOC-ENG	
A. EXPORT/TRADE/POLICY ENQUIRIES FROM CANADA :	238	12.50	31.33	1.19
FROM TERRITORIES :	230	3.50	22.00	0.73
B. VISITS TO CLIENTS IN TERRITORY :	30	9.00	4.00	0.30
C. EXPORT/TRADE/POLICY PROJECTS AND EVENTS				
FAIRS :	3	2.50	1.33	0.09
MISSIONS :	5	0.00	10.00	0.30
CONFERENCE SEMINARS :	7	7.50	1.66	0.20
OTHER :	12	5.00	0.00	0.10
D. COMMERCIAL* ECONOMIC REPORTS HQ REQUESTED :	16	25.00	2.66	0.58
POST INITIATED :	27	5.00	8.33	0.35
E. COMMUNICATIONS ACTIVITIES :	3	0.00	0.00	0.00
F. INVESTMENT ENQUIRIES				
FROM CANADA :	9	2.50	1.00	0.08
FROM TERRITORIES :	11	0.50	2.00	0.07
G. TECHNOLOGY INFLOW PROGRAM ENQR'S FRM CANADA :	0	0.00	0.00	0.00
CONNECTIONS ARRANGED :	0	0.00	0.00	0.00
H. PARTICIP'TN IN PROG-REL EVENTS OUTSIDE POST :		0.00	3.33	0.10
I. SERVICE REQUESTS FM GOV'T SOURCES				
NGO :	13	2.00	2.00	0.10
HOST GOVERNMENT :	10	0.00	2.00	0.06
OTHER DEPARTMENT :	26	2.50	5.00	0.20
PROVINCES/MUNICIPALITIES :	5	0.50	0.66	0.03
J. ADMINISTRATION: PROGRAM MANAGEMENT & ADMIN. :		12.50	1.66	0.30
LEAVE, PROFESSIONAL DEVELOP :		5.00	1.00	0.13
K. SERVICE TO OTHER MISSION PROGRAMS :		4.50	0.00	0.09
L. TOURISM PROGRAM ACTIVITIES :		0.00	0.00	0.00
***** TOTALS *****		100.00	99.96	5.00

NUMBER OF BUSINESS VISITORS (PUBLIC SECTOR) FROM CANADA :	10
FROM TERRIT :	12
NUMBER OF BUSINESS VISITORS (PRIVATE SECTOR) FROM CANADA :	9
FROM TERRIT :	27
NUMBER OF PEMD APPLICATIONS COMMENTED ON :	1
NUMBER OF OCCUPIED OFFICER POSITIONS - CANADA BASED :	2
- LOCALLY ENGAGED :	3

19/05/95

Foreign Affairs and International Trade

TSRPT02E

TRADE TRACKING SYSTEM

WORKLOAD AND OFFICER SUMMARY ACTIVITY REPORT
FOR QUARTER 3 OF FISCAL YEAR 1994

POST : STOCKHOLM

	NUMBER	% OFFICER-TIME CANADA	LOC-ENG	TOTAL-TIME PERSON-QTR
A. EXPORT/TRADE/POLICY ENQUIRIES FROM CANADA :	114	20.00	21.25	1.05
FROM TERRITORIES :	222	5.00	27.75	1.16
B. VISITS TO CLIENTS IN TERRITORY :	51	10.00	18.50	0.84
C. EXPORT/TRADE/POLICY PROJECTS AND EVENTS				
FAIRS :	4	5.00	1.50	0.11
MISSIONS :	2	0.00	1.25	0.05
CONFERENCE SEMINARS :	6	0.00	3.00	0.12
OTHER :	0	0.00	0.00	0.00
D. COMMERCIAL* ECONOMIC REPORTS HQ REQUESTED :	4	0.00	1.75	0.07
POST INITIATED :	6	0.00	1.25	0.05
E. COMMUNICATIONS ACTIVITIES :	1	0.00	0.00	0.00
F. INVESTMENT ENQUIRIES				
FROM CANADA :	1	0.00	0.00	0.00
FROM TERRITORIES :	11	0.00	9.25	0.37
G. TECHNOLOGY INFLOW PROGRAM ENQR'S FRM CANADA :	3	0.00	0.50	0.02
CONNECTIONS ARRANGED :	0	0.00	0.00	0.00
H. PARTICIP'T'N IN PROG-REL EVENTS OUTSIDE POST :		10.00	3.00	0.22
I. SERVICE REQUESTS FM GOV'T SOURCES				
NGO :	27	0.00	4.50	0.18
HOST GOVERNMENT :	3	0.00	0.25	0.01
OTHER DEPARTMENT :	15	20.00	5.00	0.40
PROVINCES/MUNICIPALITIES :	10	10.00	1.25	0.15
J. ADMINISTRATION: PROGRAM MANAGEMENT & ADMIN. :		20.00	0.00	0.20
LEAVE, PROFESSIONAL DEVELOP :		0.00	0.00	0.00
K. SERVICE TO OTHER MISSION PROGRAMS :		0.00	0.00	0.00
L. TOURISM PROGRAM ACTIVITIES :		0.00	0.00	0.00
***** TOTALS *****		100.00	100.00	5.00

NUMBER OF BUSINESS VISITORS (PUBLIC SECTOR)	FROM CANADA :	5
	FROM TERRIT :	0
NUMBER OF BUSINESS VISITORS (PRIVATE SECTOR)	FROM CANADA :	35
	FROM TERRIT :	17
NUMBER OF PEMD APPLICATIONS COMMENTED ON :		2
NUMBER OF OCCUPIED OFFICER POSITIONS	- CANADA BASED :	1
	- LOCALLY ENGAGED :	4

19/05/95

Foreign Affairs and International Trade

TSRPT02E

TRADE TRACKING SYSTEM

WORKLOAD AND OFFICER SUMMARY ACTIVITY REPORT
FOR QUARTER 3 OF FISCAL YEAR 1994

POST : HAGUE, THE

	NUMBER	% OFFICER-TIME		TOTAL-TIME PERSON-QTR
		CANADA	LOC-ENG	
A.EXPORT/TRADE/POLICY ENQUIRIES FROM CANADA :	201	9.33	18.33	0.83
FROM TERRITORIES :	121	6.66	9.33	0.48
B.VISITS TO CLIENTS IN TERRITORY :	42	5.00	7.33	0.37
C.EXPORT/TRADE/POLICY PROJECTS AND EVENTS FAIRS :	5	4.00	2.66	0.20
MISSIONS :	9	7.33	7.66	0.45
CONFERENCE SEMINARS :	5	3.00	1.33	0.13
OTHER :	1	1.66	0.00	0.05
D.COMMERCIAL* ECONOMIC REPORTS HQ REQUESTED :	15	10.33	2.33	0.38
POST INITIATED :	10	2.33	1.66	0.12
E.COMMUNICATIONS ACTIVITIES :	14	7.66	0.00	0.23
F.INVESTMENT ENQUIRIES FROM CANADA :	5	0.66	3.33	0.12
FROM TERRITORIES :	30	0.00	5.00	0.15
G.TECHNOLOGY INFLOW PROGRAM ENQR'S FRM CANADA :	10	0.00	6.66	0.20
CONNECTIONS ARRANGED :	10	0.00	3.33	0.10
H.PARTICPT'N IN PROG-REL EVENTS OUTSIDE POST :		0.66	5.00	0.17
I.SERVICE REQUESTS FM GOV'T SOURCES NGO :	0	0.00	0.00	0.00
HOST GOVERNMENT :	1	0.66	0.00	0.02
OTHER DEPARTMENT :	5	2.66	0.00	0.08
PROVINCES/MUNICIPALITIES :	14	2.00	4.66	0.20
J.ADMINISTRATION: PROGRAM MANAGEMENT & ADMIN.:		22.66	1.66	0.73
LEAVE, PROFESSIONAL DEVELOP :		6.33	14.33	0.62
K.SERVICE TO OTHER MISSION PROGRAMS :		3.66	5.33	0.27
L.TOURISM PROGRAM ACTIVITIES :		3.33	0.00	0.10
***** TOTALS *****		99.92	99.93	6.00

NUMBER OF BUSINESS VISITORS (PUBLIC SECTOR) FROM CANADA : 13
 FROM TERRIT : 7
 NUMBER OF BUSINESS VISITORS (PRIVATE SECTOR) FROM CANADA : 72
 FROM TERRIT : 24

NUMBER OF PEMD APPLICATIONS COMMENTED ON : 5

NUMBER OF OCCUPIED OFFICER POSITIONS - CANADA BASED : 3
- LOCALLY ENGAGED : 3



19/05/95

Foreign Affairs and International Trade

TSK/228

TRADE TRACKING SYSTEM

WORKLOAD AND OFFICER TIME AND ACTIVITY REPORT
FED QUARTER 1 OF FISCAL YEAR 1994

REGION	LATIN AMERICA	<u>LATIN AMERICA & CARIBBEAN</u>	NUMBER	CANADA	LGT	TIME	LOCAL
A. EXPORT/PROM/POLICY			12350	19.36	29.77		
B. VISITS TO CLIENTS		<u>LGT</u>	2201	9.63	6.39		2.25
C. EXPORT/TRADE/POLICY PROJECTS AND EVENTS		BOGOTA	39	6.67	6.94		4.13
		BRASILIA	45	6.17	9.42		3.25
		BRIDGETOWN	11	3.13	1.77		1.31
		BUENOS AIRES	15	3.23	1.12		0.78
		CARACAS	68	1.99	1.84		1.10
		GEORGETOWN	126	0.97	2.10		2.32
		* GUATEMALA	369	2.34	1.89		2.00
		HAVANA					
		KINGSTON	209	3.53	1.62		2.49
		LIMA	85	3.07	3.02		2.50
		MEXICO		0.30	0.00		0.12
		PORT OF SPAIN	147	6.00	0.14		0.05
		SAN JOSE					
		SANTIAGO		1.50	2.65		1.32
		* SANTO DOMINGO	330	1.61	1.51		0.95
		SAO PAULO	109	2.25	2.11		1.21
		OTHER DEPARTMENT	338	2.85	5.14		1.39
		PROVINCES/MUNICIPALITIES	183	2.80	1.80		1.15
D. ADMINISTRATION				6.38	0.61		3.35
				4.57	5.37		3.07
E. SERVICE TO OTHER MESSAGE PROGRAMS				4.46	0.94		1.25
F. TOURISM PROGRAM ACTIVITIES				0.95	0.43		0.42
****TOTALS****				99.30	99.29		61.00

NUMBER OF BUSINESS VISITORS (PUBLIC SECTOR)	FROM CANADA	343
	FROM TERRIT	369
NUMBER OF BUSINESS VISITORS (PRIVATE SECTOR)	FROM CANADA	2131
	FROM TERRIT	2347

* Quarterly reports for these posts were not available.

NUMBER OF OCCUPIED OFFICER POSITIONS	CANADA BASED	26
	LOCALLY ENGAGED	35

19/05/95

Foreign Affairs and International Trade

TSRPT02E

TRADE TRACKING SYSTEM

WORKLOAD AND OFFICER SUMMARY ACTIVITY REPORT
FOR QUARTER 3 OF FISCAL YEAR 1994

REGION : LATIN AMERICA & CARIBBEAN

	NUMBER	% OFFICER-TIME		TOTAL-TIME
		CANADA	LOC-ENG	PERSON-QTR
A.EXPORT/TRADE/POLICY ENQUIRIES FROM CANADA	: 12488	19.30	29.77	15.44
FROM TERRITORIES	: 9153	12.84	20.97	10.68
B.VISITS TO CLIENTS IN TERRITORY	: 1201	8.65	8.28	5.15
C.EXPORT/TRADE/POLICY PROJECTS AND EVENTS				
FAIRS	: 33	6.46	6.94	4.11
MISSIONS	: 45	6.15	5.42	3.50
CONFERENCE SEMINARS	: 41	3.11	1.77	1.43
OTHER	: 25	1.23	1.31	0.78
D.COMMERCIAL* ECONOMIC REPORTS HQ REQUESTED	: 68	2.80	1.62	1.30
POST INITIATED	: 126	5.92	2.40	2.38
E.COMMUNICATIONS ACTIVITIES	: 369	2.34	1.28	1.06
F.INVESTMENT ENQUIRIES				
FROM CANADA	: 209	3.53	1.62	1.49
FROM TERRITORIES	: 85	1.07	0.85	0.58
G.TECHNOLOGY INFLOW PROGRAM ENQR'S FRM CANADA	: 3	0.30	0.08	0.11
CONNECTIONS ARRANGED	: 17	0.00	0.14	0.05
H.PARTICPT'N IN PROG-REL EVENTS OUTSIDE POST	: 1.50	1.50	2.65	1.32
I.SERVICE REQUESTS FM GOV'T SOURCES				
NGO	: 350	1.61	1.51	0.95
HOST GOVERNMENT	: 189	2.26	2.11	1.33
OTHER DEPARTMENT	: 338	2.46	2.14	1.39
PROVINCES/MUNICIPALITIES	: 163	2.00	1.80	1.15
J.ADMINISTRATION: PROGRAM MANAGEMENT & ADMIN.	: 6.38	6.38	0.91	1.98
LEAVE, PROFESSIONAL DEVELOP	: 4.57	4.57	5.37	3.07
K.SERVICE TO OTHER MISSION PROGRAMS	: 4.46	4.46	0.54	1.35
L.TOURISM PROGRAM ACTIVITIES	: 0.96	0.96	0.42	0.40
***** TOTALS *****		99.90	99.90	61.00

NUMBER OF BUSINESS VISITORS (PUBLIC SECTOR) FROM CANADA : 242
 FROM TERRIT : 388
 NUMBER OF BUSINESS VISITORS (PRIVATE SECTOR) FROM CANADA : 2131
 FROM TERRIT : 2347

NUMBER OF PEMD APPLICATIONS COMMENTED ON : 61

NUMBER OF OCCUPIED OFFICER POSITIONS -CANADA BASED : 26
 -LOCALLY ENGAGED : 35

19/05/95

Foreign Affairs and International Trade

TSRPT02E

TRADE TRACKING SYSTEM

WORKLOAD AND OFFICER SUMMARY ACTIVITY REPORT
FOR QUARTER 3 OF FISCAL YEAR 1994

POST : BOGOTA

	NUMBER	% OFFICER-TIME		TOTAL-TIME PERSON-QTR
		CANADA	LOC-ENG	
A.EXPORT/TRADE/POLICY ENQUIRIES FROM CANADA :	530	25.00	30.00	1.10
FROM TERRITORIES :	720	15.00	30.00	0.90
B.VISITS TO CLIENTS IN TERRITORY :	35	7.50	7.50	0.30
C.EXPORT/TRADE/POLICY PROJECTS AND EVENTS				
FAIRS :	1	5.00	5.00	0.20
MISSIONS :	0	0.00	0.00	0.00
CONFERENCE SEMINARS :	0	0.00	0.00	0.00
OTHER :	0	0.00	0.00	0.00
D.COMMERCIAL* ECONOMIC REPORTS HQ REQUESTED :	0	0.00	0.00	0.00
POST INITIATED :	2	2.50	5.00	0.15
E.COMMUNICATIONS ACTIVITIES :	0	0.00	0.00	0.00
F.INVESTMENT ENQUIRIES				
FROM CANADA :	12	5.00	0.00	0.10
FROM TERRITORIES :	2	1.50	0.00	0.03
G.TECHNOLOGY INFLOW PROGRAM ENQR'S FRM CANADA :	0	0.00	0.00	0.00
CONNECTIONS ARRANGED :	0	0.00	0.00	0.00
H.PARTICPT'N IN PROG-REL EVENTS OUTSIDE POST :		0.00	0.00	0.00
I.SERVICE REQUESTS FM GOV'T SOURCES				
NGO :	10	1.00	5.00	0.12
HOST GOVERNMENT :	10	2.50	7.50	0.20
OTHER DEPARTMENT :	15	5.00	2.50	0.15
PROVINCES/MUNICIPALITIES :	20	5.00	7.50	0.25
J.ADMINISTRATION: PROGRAM MANAGEMENT & ADMIN.:		15.00	0.00	0.30
LEAVE, PROFESSIONAL DEVELOP :		0.00	0.00	0.00
K.SERVICE TO OTHER MISSION PROGRAMS :		10.00	0.00	0.20
L.TOURISM PROGRAM ACTIVITIES :		0.00	0.00	0.00
***** TOTALS *****		100.00	100.00	4.00

NUMBER OF BUSINESS VISITORS (PUBLIC SECTOR) FROM CANADA :	3
FROM TERRIT :	15
NUMBER OF BUSINESS VISITORS (PRIVATE SECTOR) FROM CANADA :	50
FROM TERRIT :	70

NUMBER OF PEMD APPLICATIONS COMMENTED ON :	0
--	---

NUMBER OF OCCUPIED OFFICER POSITIONS -CANADA BASED :	2
-LOCALLY ENGAGED :	2

19/05/95

Foreign Affairs and International Trade

TSRPT02E

TRADE TRACKING SYSTEM

WORKLOAD AND OFFICER SUMMARY ACTIVITY REPORT
FOR QUARTER 3 OF FISCAL YEAR 1994

POST : BRASILIA

	NUMBER	% OFFICER-TIME		TOTAL-TIME PERSON-QTR
		CANADA	LOC-ENG	
A.EXPORT/TRADE/POLICY ENQUIRIES FROM CANADA :	78	5.00	30.00	0.35
FROM TERRITORIES :	28	0.00	20.00	0.20
B.VISITS TO CLIENTS IN TERRITORY :	9	4.00	1.00	0.05
C.EXPORT/TRADE/POLICY FAIRS :	0	0.00	0.00	0.00
PROJECTS AND EVENTS MISSIONS :	0	0.00	0.00	0.00
CONFERENCE SEMINARS :	2	14.00	7.00	0.21
OTHER :	0	0.00	0.00	0.00
D.COMMERCIAL* ECONOMIC REPORTS HQ REQUESTED :	4	0.00	3.00	0.03
POST INITIATED :	15	60.00	0.00	0.60
E.COMMUNICATIONS ACTIVITIES :	1	0.00	2.00	0.02
F.INVESTMENT ENQUIRIES FROM CANADA :	0	0.00	0.00	0.00
FROM TERRITORIES :	0	0.00	0.00	0.00
G.TECHNOLOGY INFLOW PROGRAM ENQR'S FRM CANADA :	0	0.00	0.00	0.00
CONNECTIONS ARRANGED :	0	0.00	0.00	0.00
H.PARTICPT'N IN PROG-REL EVENTS OUTSIDE POST :		0.00	0.00	0.00
I.SERVICE REQUESTS FM GOV'T SOURCES NGO :	0	0.00	0.00	0.00
HOST GOVERNMENT :	1	1.00	0.00	0.01
OTHER DEPARTMENT :	6	1.00	7.00	0.08
PROVINCES/MUNICIPALITIES :	0	0.00	0.00	0.00
J.ADMINISTRATION: PROGRAM MANAGEMENT & ADMIN.:		14.00	0.00	0.14
LEAVE, PROFESSIONAL DEVELOP :		0.00	25.00	0.25
K.SERVICE TO OTHER MISSION PROGRAMS :		1.00	0.00	0.01
L.TOURISM PROGRAM ACTIVITIES :		0.00	5.00	0.05
***** TOTALS *****		100.00	100.00	2.00

NUMBER OF BUSINESS VISITORS (PUBLIC SECTOR) FROM CANADA :	3
FROM TERRIT :	73
NUMBER OF BUSINESS VISITORS (PRIVATE SECTOR) FROM CANADA :	12
FROM TERRIT :	69
NUMBER OF PEMD APPLICATIONS COMMENTED ON :	0
NUMBER OF OCCUPIED OFFICER POSITIONS -CANADA BASED :	1
-LOCALLY ENGAGED :	1

19/05/95

Foreign Affairs and International Trade

TSRPT02E

TRADE TRACKING SYSTEM

WORKLOAD AND OFFICER SUMMARY ACTIVITY REPORT
FOR QUARTER 3 OF FISCAL YEAR 1994

POST : BRIDGETOWN

	NUMBER	% OFFICER-TIME		TOTAL-TIME PERSON-QTR
		CANADA	LOC-ENG	
A.EXPORT/TRADE/POLICY ENQUIRIES FROM CANADA :	500	10.00	47.00	0.57
FROM TERRITORIES :	250	20.00	10.00	0.30
B.VISITS TO CLIENTS IN TERRITORY :	100	20.00	2.00	0.22
C.EXPORT/TRADE/POLICY PROJECTS AND EVENTS				
FAIRS :	0	5.00	0.00	0.05
MISSIONS :	1	5.00	10.00	0.15
CONFERENCE SEMINARS :	1	5.00	0.00	0.05
OTHER :	0	0.00	0.00	0.00
D.COMMERCIAL* ECONOMIC REPORTS HQ REQUESTED :	6	2.00	0.00	0.02
POST INITIATED :	4	0.00	2.00	0.02
E.COMMUNICATIONS ACTIVITIES :	2	3.00	5.00	0.08
F.INVESTMENT ENQUIRIES				
FROM CANADA :	3	5.00	0.00	0.05
FROM TERRITORIES :	3	0.00	0.00	0.00
G.TECHNOLOGY INFLOW PROGRAM ENQR'S FRM CANADA :	0	3.00	0.00	0.03
CONNECTIONS ARRANGED :	0	0.00	0.00	0.00
H.PARTICPT'N IN PROG-REL EVENTS OUTSIDE POST :		3.00	15.00	0.18
I.SERVICE REQUESTS FM GOV'T SOURCES				
NGO :	0	0.00	0.00	0.00
HOST GOVERNMENT :	0	0.00	0.00	0.00
OTHER DEPARTMENT :	0	0.00	0.00	0.00
PROVINCES/MUNICIPALITIES :	0	0.00	0.00	0.00
J.ADMINISTRATION: PROGRAM MANAGEMENT & ADMIN.:		10.00	1.00	0.11
LEAVE, PROFESSIONAL DEVELOP :		6.00	8.00	0.14
K.SERVICE TO OTHER MISSION PROGRAMS :		3.00	0.00	0.03
L.TOURISM PROGRAM ACTIVITIES :		0.00	0.00	0.00
***** TOTALS *****		100.00	100.00	2.00

NUMBER OF BUSINESS VISITORS (PUBLIC SECTOR) FROM CANADA :	0
FROM TERRIT :	10
NUMBER OF BUSINESS VISITORS (PRIVATE SECTOR) FROM CANADA :	37
FROM TERRIT :	120
NUMBER OF PEMD APPLICATIONS COMMENTED ON :	5
NUMBER OF OCCUPIED OFFICER POSITIONS -CANADA BASED :	1
-LOCALLY ENGAGED :	1

19/05/95

Foreign Affairs and International Trade

TSRPT02E

TRADE TRACKING SYSTEM

WORKLOAD AND OFFICER SUMMARY ACTIVITY REPORT
FOR QUARTER 3 OF FISCAL YEAR 1994

POST : BUENOS AIRES

	NUMBER	% OFFICER-TIME		TOTAL-TIME PERSON-QTR
		CANADA	LOC-ENG	
A.EXPORT/TRADE/POLICY ENQUIRIES FROM CANADA :	2965	16.50	23.33	1.03
FROM TERRITORIES :	2098	6.00	20.33	0.73
B.VISITS TO CLIENTS IN TERRITORY :	96	11.50	3.66	0.34
C.EXPORT/TRADE/POLICY FAIRS :	1	0.00	0.33	0.01
PROJECTS AND EVENTS MISSIONS :	7	15.50	14.33	0.74
CONFERENCE SEMINARS :	4	3.00	0.66	0.08
OTHER :	3	3.50	0.33	0.08
D.COMMERCIAL* ECONOMIC REPORTS HQ REQUESTED :	7	2.50	3.00	0.14
POST INITIATED :	10	4.00	5.33	0.24
E.COMMUNICATIONS ACTIVITIES :	6	1.50	2.00	0.09
F.INVESTMENT ENQUIRIES FROM CANADA :	8	1.00	2.00	0.08
FROM TERRITORIES :	9	2.00	0.33	0.05
G.TECHNOLOGY INFLOW PROGRAM ENQR'S FRM CANADA :	1	0.00	0.33	0.01
CONNECTIONS ARRANGED :	0	0.00	0.00	0.00
H.PARTICPT'N IN PROG-REL EVENTS OUTSIDE POST :		0.00	0.00	0.00
I.SERVICE REQUESTS FM GOV'T SOURCES NGO :	4	0.50	0.33	0.02
HOST GOVERNMENT :	18	1.50	1.66	0.08
OTHER DEPARTMENT :	11	7.00	0.33	0.15
PROVINCES/MUNICIPALITIES :	2	2.00	0.33	0.05
J.ADMINISTRATION: PROGRAM MANAGEMENT & ADMIN.:		8.50	0.00	0.17
LEAVE, PROFESSIONAL DEVELOP :		11.50	21.33	0.87
K.SERVICE TO OTHER MISSION PROGRAMS :		2.00	0.00	0.04
L.TOURISM PROGRAM ACTIVITIES :		0.00	0.00	0.00
***** TOTALS *****		100.00	99.94	5.00

NUMBER OF BUSINESS VISITORS (PUBLIC SECTOR) FROM CANADA : 27
 FROM TERRIT : 19
 NUMBER OF BUSINESS VISITORS (PRIVATE SECTOR) FROM CANADA : 178
 FROM TERRIT : 160

NUMBER OF PEMD APPLICATIONS COMMENTED ON : 7

NUMBER OF OCCUPIED OFFICER POSITIONS - CANADA BASED : 2
 - LOCALLY ENGAGED : 3

19/05/95

Foreign Affairs and International Trade

TSRPT02E

TRADE TRACKING SYSTEM

WORKLOAD AND OFFICER SUMMARY ACTIVITY REPORT
FOR QUARTER 3 OF FISCAL YEAR 1994

POST : CARACAS

	NUMBER	% OFFICER-TIME		TOTAL-TIME PERSON-QTR
		CANADA	LOC-ENG	
A.EXPORT/TRADE/POLICY ENQUIRIES FROM CANADA :	564	33.00	41.40	2.73
FROM TERRITORIES :	632	17.50	27.60	1.73
B.VISITS TO CLIENTS IN TERRITORY :	75	10.00	10.00	0.70
C.EXPORT/TRADE/POLICY PROJECTS AND EVENTS				
FAIRS :	1	2.50	2.00	0.15
MISSIONS :	3	5.00	4.00	0.30
CONFERENCE SEMINARS :	1	0.00	1.00	0.05
OTHER :	3	5.00	4.00	0.30
D.COMMERCIAL* ECONOMIC REPORTS HQ REQUESTED :	2	2.50	1.00	0.10
POST INITIATED :	6	5.00	2.00	0.20
E.COMMUNICATIONS ACTIVITIES :	10	2.50	1.60	0.13
F.INVESTMENT ENQUIRIES				
FROM CANADA :	1	1.00	0.00	0.02
FROM TERRITORIES :	8	2.50	0.40	0.07
G.TECHNOLOGY INFLOW PROGRAM ENQR'S FRM CANADA :	0	0.00	0.00	0.00
CONNECTIONS ARRANGED :	0	0.00	0.00	0.00
H.PARTICPT'N IN PROG-REL EVENTS OUTSIDE POST :		2.50	0.00	0.05
I.SERVICE REQUESTS FM GOV'T SOURCES				
NGO :	6	2.50	1.00	0.10
HOST GOVERNMENT :	5	2.50	1.00	0.10
OTHER DEPARTMENT :	4	2.00	0.80	0.08
PROVINCES/MUNICIPALITIES :	3	1.50	0.60	0.06
J.ADMINISTRATION: PROGRAM MANAGEMENT & ADMIN.:		1.00	0.40	0.04
LEAVE, PROFESSIONAL DEVELOP :		0.00	1.00	0.05
K.SERVICE TO OTHER MISSION PROGRAMS :		1.50	0.20	0.04
L.TOURISM PROGRAM ACTIVITIES :		0.00	0.00	0.00
***** TOTALS *****		100.00	100.00	7.00

NUMBER OF BUSINESS VISITORS (PUBLIC SECTOR) FROM CANADA : 11
 FROM TERRIT : 16
 NUMBER OF BUSINESS VISITORS (PRIVATE SECTOR) FROM CANADA : 153
 FROM TERRIT : 164

NUMBER OF PEMD APPLICATIONS COMMENTED ON : 4

NUMBER OF OCCUPIED OFFICER POSITIONS - CANADA BASED : 2
 - LOCALLY ENGAGED : 5

19/05/95

Foreign Affairs and International Trade

TSRPT02E

TRADE TRACKING SYSTEM

WORKLOAD AND OFFICER SUMMARY ACTIVITY REPORT
FOR QUARTER 3 OF FISCAL YEAR 1994

POST : GEORGETOWN

	NUMBER	% OFFICER-TIME CANADA	LOC-ENG	TOTAL-TIME PERSON-QTR
A. EXPORT/TRADE/POLICY ENQUIRIES FROM CANADA :	48	8.00	44.00	0.52
FROM TERRITORIES :	13	0.00	10.00	0.10
B. VISITS TO CLIENTS IN TERRITORY :	0	0.00	2.00	0.02
C. EXPORT/TRADE/POLICY PROJECTS AND EVENTS				
FAIRS :	0	0.00	0.00	0.00
MISSIONS :	0	0.00	0.00	0.00
CONFERENCE SEMINARS :	0	0.00	0.00	0.00
OTHER :	0	0.00	0.00	0.00
D. COMMERCIAL* ECONOMIC REPORTS HQ REQUESTED :	5	7.00	0.00	0.07
POST INITIATED :	4	5.00	0.00	0.05
E. COMMUNICATIONS ACTIVITIES :	26	5.00	7.00	0.12
F. INVESTMENT ENQUIRIES				
FROM CANADA :	5	30.00	10.00	0.40
FROM TERRITORIES :	0	0.00	0.00	0.00
G. TECHNOLOGY INFLOW PROGRAM ENQR'S FRM CANADA :	0	0.00	0.00	0.00
CONNECTIONS ARRANGED :	0	0.00	0.00	0.00
H. PARTICIP'T'N IN PROG-REL EVENTS OUTSIDE POST :		0.00	0.00	0.00
I. SERVICE REQUESTS FM GOV'T SOURCES				
NGO :	0	0.00	0.00	0.00
HOST GOVERNMENT :	2	5.00	0.00	0.05
OTHER DEPARTMENT :	1	0.00	7.00	0.07
PROVINCES/MUNICIPALITIES :	0	0.00	0.00	0.00
J. ADMINISTRATION: PROGRAM MANAGEMENT & ADMIN. :		0.00	0.00	0.00
LEAVE, PROFESSIONAL DEVELOP :		0.00	20.00	0.20
K. SERVICE TO OTHER MISSION PROGRAMS :		40.00	0.00	0.40
L. TOURISM PROGRAM ACTIVITIES :		0.00	0.00	0.00
***** TOTALS *****		100.00	100.00	2.00

NUMBER OF BUSINESS VISITORS (PUBLIC SECTOR) FROM CANADA : 1
FROM TERRIT : 0

NUMBER OF BUSINESS VISITORS (PRIVATE SECTOR) FROM CANADA : 21
FROM TERRIT : 10

NUMBER OF PEMD APPLICATIONS COMMENTED ON : 1

NUMBER OF OCCUPIED OFFICER POSITIONS - CANADA BASED : 1
- LOCALLY ENGAGED : 1

19/05/95

Foreign Affairs and International Trade

TSRPT02E

TRADE TRACKING SYSTEM

WORKLOAD AND OFFICER SUMMARY ACTIVITY REPORT
FOR QUARTER 3 OF FISCAL YEAR 1994

POST : HAVANA

	NUMBER	% OFFICER-TIME		TOTAL-TIME PERSON-QTR
		CANADA	LOC-ENG	
A.EXPORT/TRADE/POLICY ENQUIRIES FROM CANADA :	475	8.00	28.00	0.36
FROM TERRITORIES :	87	1.00	6.00	0.07
B.VISITS TO CLIENTS IN TERRITORY :	56	5.00	5.00	0.10
C.EXPORT/TRADE/POLICY PROJECTS AND EVENTS				
FAIRS :	2	20.00	41.00	0.61
MISSIONS :	5	9.00	9.00	0.18
CONFERENCE SEMINARS :	0	0.00	0.00	0.00
OTHER :	0	0.00	0.00	0.00
D.COMMERCIAL* ECONOMIC REPORTS HQ REQUESTED :	2	1.00	5.00	0.06
POST INITIATED :	6	10.00	0.00	0.10
E.COMMUNICATIONS ACTIVITIES :	4	0.00	4.00	0.04
F.INVESTMENT ENQUIRIES				
FROM CANADA :	45	16.00	1.00	0.17
FROM TERRITORIES :	0	0.00	0.00	0.00
G.TECHNOLOGY INFLOW PROGRAM ENQR'S FRM CANADA :	0	0.00	0.00	0.00
CONNECTIONS ARRANGED :	0	0.00	0.00	0.00
H.PARTICPT'N IN PROG-REL EVENTS OUTSIDE POST :		0.00	0.00	0.00
I.SERVICE REQUESTS FM GOV'T SOURCES				
NGO :	0	0.00	0.00	0.00
HOST GOVERNMENT :	2	0.00	0.00	0.00
OTHER DEPARTMENT :	7	2.00	0.00	0.02
PROVINCES/MUNICIPALITIES :	8	3.00	1.00	0.04
J.ADMINISTRATION: PROGRAM MANAGEMENT & ADMIN.:		7.00	0.00	0.07
LEAVE, PROFESSIONAL DEVELOP :		12.00	0.00	0.12
K.SERVICE TO OTHER MISSION PROGRAMS :		6.00	0.00	0.06
L.TOURISM PROGRAM ACTIVITIES :		0.00	0.00	0.00
***** TOTALS *****		100.00	100.00	2.00

NUMBER OF BUSINESS VISITORS (PUBLIC SECTOR)	FROM CANADA :	5
	FROM TERRIT :	25
NUMBER OF BUSINESS VISITORS (PRIVATE SECTOR)	FROM CANADA :	239
	FROM TERRIT :	62
NUMBER OF PEMD APPLICATIONS COMMENTED ON :		4
NUMBER OF OCCUPIED OFFICER POSITIONS	- CANADA BASED :	1
	- LOCALLY ENGAGED :	1

19/05/95

Foreign Affairs and International Trade

TSRPT02E

TRADE TRACKING SYSTEM

WORKLOAD AND OFFICER SUMMARY ACTIVITY REPORT
FOR QUARTER 3 OF FISCAL YEAR 1994

POST : KINGSTON

	NUMBER	% OFFICER-TIME CANADA	LOC-ENG	TOTAL-TIME PERSON-QTR
A. EXPORT/TRADE/POLICY ENQUIRIES FROM CANADA	: 775	15.00	35.00	0.85
FROM TERRITORIES	: 555	18.00	35.00	0.88
B. VISITS TO CLIENTS IN TERRITORY	: 12	13.00	4.50	0.22
C. EXPORT/TRADE/POLICY PROJECTS AND EVENTS				
FAIRS	: 2	1.00	0.50	0.02
MISSIONS	: 0	0.00	0.00	0.00
CONFERENCE SEMINARS	: 2	1.00	2.50	0.06
OTHER	: 0	0.00	0.00	0.00
D. COMMERCIAL* ECONOMIC REPORTS HQ REQUESTED	: 4	5.00	4.50	0.14
POST INITIATED	: 4	2.00	1.50	0.05
E. COMMUNICATIONS ACTIVITIES	: 19	9.00	1.50	0.12
F. INVESTMENT ENQUIRIES				
FROM CANADA	: 2	2.00	0.50	0.03
FROM TERRITORIES	: 2	1.00	0.50	0.02
G. TECHNOLOGY INFLOW PROGRAM ENQR'S FRM CANADA	: 2	5.00	1.00	0.07
CONNECTIONS ARRANGED	: 0	0.00	0.00	0.00
H. PARTICIP'TN IN PROG-REL EVENTS OUTSIDE POST	: 6.00	6.00	1.50	0.09
I. SERVICE REQUESTS FM GOV'T SOURCES				
NGO	: 20	4.00	3.50	0.11
HOST GOVERNMENT	: 3	2.00	2.00	0.06
OTHER DEPARTMENT	: 4	2.00	2.00	0.06
PROVINCES/MUNICIPALITIES	: 4	2.00	2.00	0.06
J. ADMINISTRATION: PROGRAM MANAGEMENT & ADMIN.	: 11.00	11.00	0.50	0.12
LEAVE, PROFESSIONAL DEVELOP	: 0.00	0.00	0.00	0.00
K. SERVICE TO OTHER MISSION PROGRAMS	: 1.00	1.00	1.50	0.04
L. TOURISM PROGRAM ACTIVITIES	: 0.00	0.00	0.00	0.00
***** TOTALS *****		100.00	100.00	3.00

NUMBER OF BUSINESS VISITORS (PUBLIC SECTOR)	FROM CANADA	: 3
	FROM TERRIT	: 5
NUMBER OF BUSINESS VISITORS (PRIVATE SECTOR)	FROM CANADA	: 29
	FROM TERRIT	: 14
NUMBER OF PEMD APPLICATIONS COMMENTED ON		: 2
NUMBER OF OCCUPIED OFFICER POSITIONS	- CANADA BASED	: 1
	- LOCALLY ENGAGED	: 2

19/05/95

Foreign Affairs and International Trade

TSRPT02E

TRADE TRACKING SYSTEM

WORKLOAD AND OFFICER SUMMARY ACTIVITY REPORT
FOR QUARTER 3 OF FISCAL YEAR 1994

POST : LIMA

	NUMBER	% OFFICER-TIME		TOTAL-TIME
		CANADA	LOC-ENG	PERSON-QTR
A.EXPORT/TRADE/POLICY ENQUIRIES FROM CANADA :	683	34.00	29.00	0.63
FROM TERRITORIES :	786	31.00	25.00	0.56
B.VISITS TO CLIENTS IN TERRITORY :	112	14.00	6.00	0.20
C.EXPORT/TRADE/POLICY PROJECTS AND EVENTS				
FAIRS :	2	2.00	6.00	0.08
MISSIONS :	1	2.00	9.00	0.11
CONFERENCE SEMINARS :	1	0.00	1.00	0.01
OTHER :	1	0.00	5.00	0.05
D.COMMERCIAL* ECONOMIC REPORTS HQ REQUESTED :	1	0.00	0.00	0.00
POST INITIATED :	1	1.00	4.00	0.05
E.COMMUNICATIONS ACTIVITIES :	58	3.00	0.00	0.03
F.INVESTMENT ENQUIRIES				
FROM CANADA :	28	7.00	6.00	0.13
FROM TERRITORIES :	5	1.00	0.00	0.01
G.TECHNOLOGY INFLOW PROGRAM ENQR'S FRM CANADA :	0	0.00	0.00	0.00
CONNECTIONS ARRANGED :	0	0.00	0.00	0.00
H.PARTICPT'N IN PROG-REL EVENTS OUTSIDE POST :		0.00	0.00	0.00
I.SERVICE REQUESTS FM GOV'T SOURCES				
NGO :	0	0.00	0.00	0.00
HOST GOVERNMENT :	0	0.00	0.00	0.00
OTHER DEPARTMENT :	1	0.00	5.00	0.05
PROVINCES/MUNICIPALITIES :	1	0.00	0.00	0.00
J.ADMINISTRATION: PROGRAM MANAGEMENT & ADMIN.:		0.00	3.00	0.03
LEAVE, PROFESSIONAL DEVELOP :		5.00	1.00	0.06
K.SERVICE TO OTHER MISSION PROGRAMS :		0.00	0.00	0.00
L.TOURISM PROGRAM ACTIVITIES :		0.00	0.00	0.00
***** TOTALS *****		100.00	100.00	2.00

NUMBER OF BUSINESS VISITORS (PUBLIC SECTOR)	FROM CANADA :	7
	FROM TERRIT :	0
NUMBER OF BUSINESS VISITORS (PRIVATE SECTOR)	FROM CANADA :	92
	FROM TERRIT :	340
NUMBER OF PEMD APPLICATIONS COMMENTED ON :		8
NUMBER OF OCCUPIED OFFICER POSITIONS	- CANADA BASED :	1
	- LOCALLY ENGAGED :	1

19/05/95

Foreign Affairs and International Trade

TSRPT02E

TRADE TRACKING SYSTEM

WORKLOAD AND OFFICER SUMMARY ACTIVITY REPORT
FOR QUARTER 3 OF FISCAL YEAR 1994

POST : MEXICO

	NUMBER	% OFFICER-TIME		TOTAL-TIME
		CANADA	LOC-ENG	PERSON-QTR
A.EXPORT/TRADE/POLICY ENQUIRIES FROM CANADA	: 4401	19.28	26.42	3.20
FROM TERRITORIES	: 2335	14.28	17.14	2.20
B.VISITS TO CLIENTS IN TERRITORY	: 194	7.14	7.14	1.00
C.EXPORT/TRADE/POLICY PROJECTS AND EVENTS				
FAIRS	: 12	12.14	10.71	1.60
MISSIONS	: 14	6.42	2.85	0.65
CONFERENCE SEMINARS	: 15	3.57	1.42	0.35
OTHER	: 17	2.14	1.42	0.25
D.COMMERCIAL* ECONOMIC REPORTS HQ REQUESTED	: 8	2.14	1.42	0.25
POST INITIATED	: 24	2.85	1.42	0.30
E.COMMUNICATIONS ACTIVITIES	: 32	2.85	0.71	0.25
F.INVESTMENT ENQUIRIES				
FROM CANADA	: 34	0.71	0.71	0.10
FROM TERRITORIES	: 28	0.71	2.14	0.20
G.TECHNOLOGY INFLOW PROGRAM ENQR'S FRM CANADA	: 0	0.00	0.00	0.00
CONNECTIONS ARRANGED	: 17	0.00	0.71	0.05
H.PARTICIP'TN IN PROG-REL EVENTS OUTSIDE POST	: 1	1.42	4.28	0.40
I.SERVICE REQUESTS FM GOV'T SOURCES				
NGO	: 278	2.14	2.14	0.30
HOST GOVERNMENT	: 96	1.42	2.85	0.30
OTHER DEPARTMENT	: 201	1.42	2.85	0.30
PROVINCES/MUNICIPALITIES	: 76	1.42	1.42	0.20
J.ADMINISTRATION: PROGRAM MANAGEMENT & ADMIN.	: 1	3.57	1.42	0.35
LEAVE, PROFESSIONAL DEVELOP	: 1	5.71	7.14	0.90
K.SERVICE TO OTHER MISSION PROGRAMS	: 1	5.00	2.14	0.50
L.TOURISM PROGRAM ACTIVITIES	: 1	3.57	1.42	0.35
***** TOTALS *****		99.90	99.87	14.00

NUMBER OF BUSINESS VISITORS (PUBLIC SECTOR) FROM CANADA : 93
 FROM TERRIT : 95
 NUMBER OF BUSINESS VISITORS (PRIVATE SECTOR) FROM CANADA : 526
 FROM TERRIT : 474
 NUMBER OF PEMD APPLICATIONS COMMENTED ON : 18
 NUMBER OF OCCUPIED OFFICER POSITIONS -CANADA BASED : 7
 -LOCALLY ENGAGED : 7

19/05/95

Foreign Affairs and International Trade

TSRPT02E

TRADE TRACKING SYSTEM

WORKLOAD AND OFFICER SUMMARY ACTIVITY REPORT
FOR QUARTER 3 OF FISCAL YEAR 1994

POST : PORT-OF-SPAIN

	NUMBER	% OFFICER-TIME		TOTAL-TIME PERSON-QTR
		CANADA	LOC-ENG	
A.EXPORT/TRADE/POLICY ENQUIRIES FROM CANADA :	89	0.00	27.00	0.27
FROM TERRITORIES :	116	0.00	40.00	0.40
B.VISITS TO CLIENTS IN TERRITORY :	3	0.00	5.00	0.05
C.EXPORT/TRADE/POLICY PROJECTS AND EVENTS FAIRS :	1	0.00	10.00	0.10
MISSIONS :	0	0.00	0.00	0.00
CONFERENCE SEMINARS :	2	0.00	0.00	0.00
OTHER :	0	0.00	0.00	0.00
D.COMMERCIAL* ECONOMIC REPORTS HQ REQUESTED :	0	0.00	0.00	0.00
POST INITIATED :	1	0.00	0.00	0.00
E.COMMUNICATIONS ACTIVITIES :	0	0.00	0.00	0.00
F.INVESTMENT ENQUIRIES FROM CANADA :	0	0.00	0.00	0.00
FROM TERRITORIES :	2	0.00	1.00	0.01
G.TECHNOLOGY INFLOW PROGRAM ENQR'S FRM CANADA :	0	0.00	0.00	0.00
CONNECTIONS ARRANGED :	0	0.00	0.00	0.00
H.PARTICPT'N IN PROG-REL EVENTS OUTSIDE POST :		0.00	0.00	0.00
I.SERVICE REQUESTS FM GOV'T SOURCES NGO :	2	0.00	5.00	0.05
HOST GOVERNMENT :	0	0.00	0.00	0.00
OTHER DEPARTMENT :	0	0.00	0.00	0.00
PROVINCES/MUNICIPALITIES :	1	0.00	2.00	0.02
J.ADMINISTRATION: PROGRAM MANAGEMENT & ADMIN.:		0.00	10.00	0.10
LEAVE, PROFESSIONAL DEVELOP :		0.00	0.00	0.00
K.SERVICE TO OTHER MISSION PROGRAMS :		0.00	0.00	0.00
L.TOURISM PROGRAM ACTIVITIES :		0.00	0.00	0.00
***** TOTALS *****		0.00	100.00	1.00

NUMBER OF BUSINESS VISITORS (PUBLIC SECTOR) FROM CANADA : 0

FROM TERRIT : 11

NUMBER OF BUSINESS VISITORS (PRIVATE SECTOR) FROM CANADA : 22

FROM TERRIT : 11

NUMBER OF PEMD APPLICATIONS COMMENTED ON : 1

NUMBER OF OCCUPIED OFFICER POSITIONS -CANADA BASED : 0

-LOCALLY ENGAGED : 1

19/05/95

Foreign Affairs and International Trade

TSRPT02E

TRADE TRACKING SYSTEM

WORKLOAD AND OFFICER SUMMARY ACTIVITY REPORT
FOR QUARTER 3 OF FISCAL YEAR 1994

POST : SAN JOSE

	NUMBER	% OFFICER-TIME		TOTAL-TIME
		CANADA	LOC-ENG	PERSON-QTR
A. EXPORT/TRADE/POLICY ENQUIRIES FROM CANADA :	132	10.00	12.50	0.35
FROM TERRITORIES :	205	10.00	10.00	0.30
B. VISITS TO CLIENTS IN TERRITORY :	128	5.00	12.50	0.30
C. EXPORT/TRADE/POLICY PROJECTS AND EVENTS				
FAIRS :	1	10.00	7.50	0.25
MISSIONS :	1	10.00	7.50	0.25
CONFERENCE SEMINARS :	0	0.00	0.00	0.00
OTHER :	1	0.00	5.00	0.10
D. COMMERCIAL* ECONOMIC REPORTS HQ REQUESTED :	2	10.00	2.50	0.15
POST INITIATED :	0	0.00	0.00	0.00
E. COMMUNICATIONS ACTIVITIES :	0	0.00	0.00	0.00
F. INVESTMENT ENQUIRIES FROM CANADA :	49	10.00	10.00	0.30
FROM TERRITORIES :	20	5.00	5.00	0.15
G. TECHNOLOGY INFLOW PROGRAM ENQR'S FRM CANADA :	0	0.00	0.00	0.00
CONNECTIONS ARRANGED :	0	0.00	0.00	0.00
H. PARTICIP'TN IN PROG-REL EVENTS OUTSIDE POST :		0.00	0.00	0.00
I. SERVICE REQUESTS FM GOV'T SOURCES				
NGO :	20	5.00	5.00	0.15
HOST GOVERNMENT :	25	10.00	7.50	0.25
OTHER DEPARTMENT :	30	5.00	5.00	0.15
PROVINCES/MUNICIPALITIES :	20	10.00	10.00	0.30
J. ADMINISTRATION: PROGRAM MANAGEMENT & ADMIN. :		0.00	0.00	0.00
LEAVE, PROFESSIONAL DEVELOP :		0.00	0.00	0.00
K. SERVICE TO OTHER MISSION PROGRAMS :		0.00	0.00	0.00
L. TOURISM PROGRAM ACTIVITIES :		0.00	0.00	0.00
***** TOTALS *****		100.00	100.00	3.00

NUMBER OF BUSINESS VISITORS (PUBLIC SECTOR)	FROM CANADA :	6
	FROM TERRIT :	3
NUMBER OF BUSINESS VISITORS (PRIVATE SECTOR)	FROM CANADA :	160
	FROM TERRIT :	145
NUMBER OF PEMD APPLICATIONS COMMENTED ON :		0
NUMBER OF OCCUPIED OFFICER POSITIONS	- CANADA BASED :	1
	- LOCALLY ENGAGED :	2

19/05/95

Foreign Affairs and International Trade

TSRPT02E

TRADE TRACKING SYSTEM

WORKLOAD AND OFFICER SUMMARY ACTIVITY REPORT
FOR QUARTER 3 OF FISCAL YEAR 1994

POST : SANTIAGO

	NUMBER	% OFFICER-TIME		TOTAL-TIME PERSON-QTR
		CANADA	LOC-ENG	
A.EXPORT/TRADE/POLICY ENQUIRIES FROM CANADA :	600	24.33	35.00	1.78
FROM TERRITORIES :	326	9.00	21.33	0.91
B.VISITS TO CLIENTS IN TERRITORY :	105	6.00	8.00	0.42
C.EXPORT/TRADE/POLICY PROJECTS AND EVENTS				
FAIRS :	4	3.33	14.00	0.52
MISSIONS :	8	13.00	4.66	0.53
CONFERENCE SEMINARS :	7	8.33	0.66	0.27
OTHER :	0	0.00	0.00	0.00
D.COMMERCIAL* ECONOMIC REPORTS HQ REQUESTED :	21	5.33	3.66	0.27
POST INITIATED :	26	6.66	1.66	0.25
E.COMMUNICATIONS ACTIVITIES :	1	0.00	0.00	0.00
F.INVESTMENT ENQUIRIES				
FROM CANADA :	12	0.33	2.66	0.09
FROM TERRITORIES :	2	0.00	0.00	0.00
G.TECHNOLOGY INFLOW PROGRAM ENQR'S FRM CANADA :	0	0.00	0.00	0.00
CONNECTIONS ARRANGED :	0	0.00	0.00	0.00
H.PARTICPT'N IN PROG-REL EVENTS OUTSIDE POST :		3.33	0.00	0.10
I.SERVICE REQUESTS FM GOV'T SOURCES				
NGO :	2	0.33	0.00	0.01
HOST GOVERNMENT :	20	4.00	3.33	0.22
OTHER DEPARTMENT :	28	2.00	1.00	0.09
PROVINCES/MUNICIPALITIES :	10	0.33	0.66	0.03
J.ADMINISTRATION: PROGRAM MANAGEMENT & ADMIN.:		6.66	0.00	0.20
LEAVE, PROFESSIONAL DEVELOP :		6.00	3.33	0.28
K.SERVICE TO OTHER MISSION PROGRAMS :		1.00	0.00	0.03
L.TOURISM PROGRAM ACTIVITIES :		0.00	0.00	0.00
***** TOTALS *****		99.96	99.95	6.00

NUMBER OF BUSINESS VISITORS (PUBLIC SECTOR)	FROM CANADA :	37
	FROM TERRIT :	47
NUMBER OF BUSINESS VISITORS (PRIVATE SECTOR)	FROM CANADA :	320
	FROM TERRIT :	130
NUMBER OF PEMD APPLICATIONS COMMENTED ON :		7
NUMBER OF OCCUPIED OFFICER POSITIONS	- CANADA BASED :	3
	- LOCALLY ENGAGED :	3

19/05/95

Foreign Affairs and International Trade

TSRPT02E

TRADE TRACKING SYSTEM

WORKLOAD AND OFFICER SUMMARY ACTIVITY REPORT
FOR QUARTER 3 OF FISCAL YEAR 1994

POST : SAO PAULO

	NUMBER	% OFFICER-TIME		TOTAL-TIME
		CANADA	LOC-ENG	PERSON-QTR
A. EXPORT/TRADE/POLICY ENQUIRIES FROM CANADA :	648	18.33	23.00	1.70
FROM TERRITORIES :	1002	16.66	18.00	1.40
B. VISITS TO CLIENTS IN TERRITORY :	276	12.66	17.00	1.23
C. EXPORT/TRADE/POLICY PROJECTS AND EVENTS				
FAIRS :	6	6.66	6.40	0.52
MISSIONS :	5	3.00	10.00	0.59
CONFERENCE SEMINARS :	6	1.66	6.00	0.35
OTHER :	0	0.00	0.00	0.00
D. COMMERCIAL* ECONOMIC REPORTS HQ REQUESTED :	6	2.33	0.00	0.07
POST INITIATED :	23	4.33	4.80	0.37
E. COMMUNICATIONS ACTIVITIES :	210	4.33	1.00	0.18
F. INVESTMENT ENQUIRIES				
FROM CANADA :	10	0.66	0.00	0.02
FROM TERRITORIES :	4	1.33	0.00	0.04
G. TECHNOLOGY INFLOW PROGRAM ENQR'S FRM CANADA :	0	0.00	0.00	0.00
CONNECTIONS ARRANGED :	0	0.00	0.00	0.00
H. PARTICIP'TN IN PROG-REL EVENTS OUTSIDE POST :		1.66	9.00	0.50
I. SERVICE REQUESTS FM GOV'T SOURCES				
NGO :	8	3.00	0.00	0.09
HOST GOVERNMENT :	7	2.00	0.00	0.06
OTHER DEPARTMENT :	30	3.33	1.80	0.19
PROVINCES/MUNICIPALITIES :	18	3.00	1.00	0.14
J. ADMINISTRATION: PROGRAM MANAGEMENT & ADMIN. :		10.00	1.00	0.35
LEAVE, PROFESSIONAL DEVELOP :		5.00	1.00	0.20
K. SERVICE TO OTHER MISSION PROGRAMS :		0.00	0.00	0.00
L. TOURISM PROGRAM ACTIVITIES :		0.00	0.00	0.00
***** TOTALS *****		99.94	100.00	8.00

NUMBER OF BUSINESS VISITORS (PUBLIC SECTOR)	FROM CANADA :	46
	FROM TERRIT :	69
NUMBER OF BUSINESS VISITORS (PRIVATE SECTOR)	FROM CANADA :	292
	FROM TERRIT :	578
NUMBER OF PEMD APPLICATIONS COMMENTED ON	:	4
NUMBER OF OCCUPIED OFFICER POSITIONS	- CANADA BASED :	3
	- LOCALLY ENGAGED :	5



TRADE TRACKING SYSTEM

OVERLOAD AND OFFICER SUMMARY REPORT
FOR QUARTER 3 OF FISCAL YEAR 1994

UNITED STATES

	UNITED STATES	UNITED STATES	UNITED STATES	UNITED STATES
1. VISITS TO CLIENTS	140	UTU	140	UTI
2. REPORT/TRADE/POLICY PROJECTS AND EVENTS		ATLANTA	CHICAGO	
		BOSTON	DALLAS	
		BUFFALO	LOS ANGELES	
		DETROIT	MINNEAPOLIS	
		NEW YORK	SEATTLE	
		WASHINGTON		
3. COMMERCIAL ECONOMIC ACTIVITIES	340			
4. INVESTMENT INQUIRIES	240			
5. TECHNOLOGY INFLOW PROGRAMS	100			
6. PARTICIPATION IN PROGRAMS	100			
7. SERVICE REQUESTS FROM CANADIAN SOURCES	100			
8. ADMINISTRATION: PROGRAM MANAGEMENT	100			
9. SERVICE TO OTHER MISSION RELATIONS	100			
10. TECHNICAL PROGRAM ACTIVITIES	100			
**** TOTAL ****	1000			

* Quarterly reports for these posts were not available.

NUMBER OF BUSINESS VISITS (BUSINESS SECTOR)	286
NUMBER OF BUSINESS VISITS (BUSINESS SECTOR)	473
NUMBER OF BUSINESS VISITS (BUSINESS SECTOR)	2152
NUMBER OF BUSINESS VISITS (BUSINESS SECTOR)	1143
NUMBER OF OCCUPIED OFFICE POSITIONS (OFFICE POSITIONS)	39
NUMBER OF OCCUPIED OFFICE POSITIONS (OFFICE POSITIONS)	65

19/05/95

Foreign Affairs and International Trade

TSRPT02E

TRADE TRACKING SYSTEM

WORKLOAD AND OFFICER SUMMARY ACTIVITY REPORT
FOR QUARTER 3 OF FISCAL YEAR 1994

REGION : UNITED STATES

	NUMBER	% OFFICER-TIME		TOTAL-TIME PERSON-QTR
		CANADA	LOC-ENG	
A. EXPORT/TRADE/POLICY ENQUIRIES FROM CANADA	: 8328	12.78	22.55	19.52
FROM TERRITORIES	: 5934	10.15	15.06	13.65
B. VISITS TO CLIENTS IN TERRITORY	: 1450	9.50	6.67	7.95
C. EXPORT/TRADE/POLICY PROJECTS AND EVENTS				
FAIRS	: 98	3.34	5.29	4.71
MISSIONS	: 70	2.31	7.12	5.51
CONFERENCE SEMINARS	: 184	5.60	4.07	4.78
OTHER	: 87	1.68	1.41	1.56
D. COMMERCIAL* ECONOMIC REPORTS HQ REQUESTED	: 39	1.55	0.64	1.01
POST INITIATED	: 150	3.65	2.43	2.97
E. COMMUNICATIONS ACTIVITIES	: 350	4.23	1.23	2.41
F. INVESTMENT ENQUIRIES				
FROM CANADA	: 232	1.73	1.53	1.66
FROM TERRITORIES	: 183	2.28	1.87	2.09
G. TECHNOLOGY INFLOW PROGRAM ENQR'S FRM CANADA	: 101	1.07	0.46	0.71
CONNECTIONS ARRANGED	: 81	0.71	0.33	0.49
H. PARTICIPATION IN PROG-REL EVENTS OUTSIDE POST	: 1.71	1.71	2.32	2.16
I. SERVICE REQUESTS FM GOV'T SOURCES				
NGO	: 107	1.68	0.50	0.97
HOST GOVERNMENT	: 136	1.50	0.83	1.11
OTHER DEPARTMENT	: 185	1.97	0.95	1.37
PROVINCES/MUNICIPALITIES	: 273	2.10	2.01	2.11
J. ADMINISTRATION: PROGRAM MANAGEMENT & ADMIN.	: 19.92	19.92	2.96	9.50
LEAVE, PROFESSIONAL DEVELOP	: 5.71	5.71	5.23	5.57
K. SERVICE TO OTHER MISSION PROGRAMS	: 3.94	3.94	0.44	1.79
L. TOURISM PROGRAM ACTIVITIES	: 0.78	0.78	14.00	9.40
***** TOTALS *****		99.89	99.90	103.00

NUMBER OF BUSINESS VISITORS (PUBLIC SECTOR) FROM CANADA : 246
FROM TERRIT : 473
NUMBER OF BUSINESS VISITORS (PRIVATE SECTOR) FROM CANADA : 2162
FROM TERRIT : 1340

NUMBER OF PEMD APPLICATIONS COMMENTED ON : 237

NUMBER OF OCCUPIED OFFICER POSITIONS - CANADA BASED : 38
- LOCALLY ENGAGED : 65

19/05/95

Foreign Affairs and International Trade

TSRPT02E

TRADE TRACKING SYSTEM

WORKLOAD AND OFFICER SUMMARY ACTIVITY REPORT
FOR QUARTER 3 OF FISCAL YEAR 1994

POST : ATLANTA

	NUMBER	% OFFICER-TIME		TOTAL-TIME PERSON-QTR
		CANADA	LOC-ENG	
A.EXPORT/TRADE/POLICY ENQUIRIES FROM CANADA :	930	9.80	18.80	1.43
FROM TERRITORIES :	1083	12.80	22.60	1.77
B.VISITS TO CLIENTS IN TERRITORY :	213	6.00	11.40	0.87
C.EXPORT/TRADE/POLICY PROJECTS AND EVENTS				
FAIRS :	19	6.00	7.20	0.66
MISSIONS :	8	4.00	5.40	0.47
CONFERENCE SEMINARS :	28	5.20	3.20	0.42
OTHER :	5	1.00	0.40	0.07
D.COMMERCIAL* ECONOMIC REPORTS HQ REQUESTED :	5	1.00	1.00	0.10
POST INITIATED :	22	7.80	2.20	0.50
E.COMMUNICATIONS ACTIVITIES :	25	9.00	1.60	0.53
F.INVESTMENT ENQUIRIES				
FROM CANADA :	99	1.60	1.80	0.17
FROM TERRITORIES :	0	0.00	0.00	0.00
G.TECHNOLOGY INFLOW PROGRAM ENQR'S FRM CANADA :	45	0.00	2.40	0.12
CONNECTIONS ARRANGED :	14	0.00	1.00	0.05
H.PARTICPT'N IN PROG-REL EVENTS OUTSIDE POST :		1.80	3.00	0.24
I.SERVICE REQUESTS FM GOV'T SOURCES				
NGO :	6	1.00	0.40	0.07
HOST GOVERNMENT :	15	1.00	0.80	0.09
OTHER DEPARTMENT :	5	1.80	0.60	0.12
PROVINCES/MUNICIPALITIES :	28	2.60	0.80	0.17
J.ADMINISTRATION: PROGRAM MANAGEMENT & ADMIN.:		14.60	8.20	1.14
LEAVE, PROFESSIONAL DEVELOP :		4.40	5.40	0.49
K.SERVICE TO OTHER MISSION PROGRAMS :		6.20	1.80	0.40
L.TOURISM PROGRAM ACTIVITIES :		2.40	0.00	0.12
***** TOTALS *****		100.00	100.00	10.00

NUMBER OF BUSINESS VISITORS (PUBLIC SECTOR) FROM CANADA : 19

FROM TERRIT : 34

NUMBER OF BUSINESS VISITORS (PRIVATE SECTOR) FROM CANADA : 476

FROM TERRIT : 467

NUMBER OF PEMD APPLICATIONS COMMENTED ON : 55

NUMBER OF OCCUPIED OFFICER POSITIONS - CANADA BASED : 5

- LOCALLY ENGAGED : 5

19/05/95

Foreign Affairs and International Trade

TSRPT02E

TRADE TRACKING SYSTEM

WORKLOAD AND OFFICER SUMMARY ACTIVITY REPORT
FOR QUARTER 3 OF FISCAL YEAR 1994

POST : BOSTON

	NUMBER	% OFFICER-TIME		TOTAL-TIME
		CANADA	LOC-ENG	PERSON-QTR
A.EXPORT/TRADE/POLICY ENQUIRIES FROM CANADA :	834	13.25	37.60	2.41
FROM TERRITORIES :	277	11.75	15.00	1.22
B.VISITS TO CLIENTS IN TERRITORY :	53	1.75	8.20	0.48
C.EXPORT/TRADE/POLICY PROJECTS AND EVENTS				
FAIRS :	6	2.25	4.60	0.32
MISSIONS :	15	6.00	11.20	0.80
CONFERENCE SEMINARS :	9	3.00	3.40	0.29
OTHER :	2	0.00	2.40	0.12
D.COMMERCIAL* ECONOMIC REPORTS HQ REQUESTED :	6	4.00	0.60	0.19
POST INITIATED :	7	4.50	0.40	0.20
E.COMMUNICATIONS ACTIVITIES :	19	8.00	1.20	0.38
F.INVESTMENT ENQUIRIES				
FROM CANADA :	12	6.75	0.80	0.31
FROM TERRITORIES :	5	1.50	1.60	0.14
G.TECHNOLOGY INFLOW PROGRAM ENQR'S FRM CANADA :	6	5.25	0.40	0.23
CONNECTIONS ARRANGED :	17	2.25	1.40	0.16
H.PARTICPT'N IN PROG-REL EVENTS OUTSIDE POST :		1.25	1.00	0.10
I.SERVICE REQUESTS FM GOV'T SOURCES				
NGO :	6	5.50	0.00	0.22
HOST GOVERNMENT :	25	5.00	4.20	0.41
OTHER DEPARTMENT :	31	6.75	1.60	0.35
PROVINCES/MUNICIPALITIES :	12	2.75	1.40	0.18
J.ADMINISTRATION: PROGRAM MANAGEMENT & ADMIN.:		3.50	0.60	0.17
LEAVE, PROFESSIONAL DEVELOP :		1.75	1.40	0.14
K.SERVICE TO OTHER MISSION PROGRAMS :		2.75	1.00	0.16
L.TOURISM PROGRAM ACTIVITIES :		0.50	0.00	0.02
***** TOTALS *****		100.00	100.00	9.00

NUMBER OF BUSINESS VISITORS (PUBLIC SECTOR)	FROM CANADA :	44
	FROM TERRIT :	9
NUMBER OF BUSINESS VISITORS (PRIVATE SECTOR)	FROM CANADA :	142
	FROM TERRIT :	78
NUMBER OF PEMD APPLICATIONS COMMENTED ON :		17
NUMBER OF OCCUPIED OFFICER POSITIONS	-CANADA BASED :	4
	-LOCALLY ENGAGED :	5

19/05/95

Foreign Affairs and International Trade

TSRPT02E

TRADE TRACKING SYSTEM

WORKLOAD AND OFFICER SUMMARY ACTIVITY REPORT
FOR QUARTER 3 OF FISCAL YEAR 1994

POST : BUFFALO

	NUMBER	% OFFICER-TIME		TOTAL-TIME
		CANADA	LOC-ENG	PERSON-QTR
A.EXPORT/TRADE/POLICY ENQUIRIES FROM CANADA :	736	35.00	20.42	1.78
FROM TERRITORIES :	160	5.00	8.57	0.65
B.VISITS TO CLIENTS IN TERRITORY :	62	30.00	3.42	0.54
C.EXPORT/TRADE/POLICY PROJECTS AND EVENTS				
FAIRS :	7	2.00	3.71	0.28
MISSIONS :	12	0.00	13.00	0.91
CONFERENCE SEMINARS :	18	0.00	7.42	0.52
OTHER :	9	0.00	2.57	0.18
D.COMMERCIAL* ECONOMIC REPORTS HQ REQUESTED :	0	0.00	0.00	0.00
POST INITIATED :	6	3.00	0.57	0.07
E.COMMUNICATIONS ACTIVITIES :	7	2.00	0.71	0.07
F.INVESTMENT ENQUIRIES				
FROM CANADA :	8	0.00	1.14	0.08
FROM TERRITORIES :	12	0.00	1.14	0.08
G.TECHNOLOGY INFLOW PROGRAM ENQR'S FRM CANADA :	0	0.00	0.00	0.00
CONNECTIONS ARRANGED :	0	0.00	0.00	0.00
H.PARTICPT'N IN PROG-REL EVENTS OUTSIDE POST :		0.00	1.00	0.07
I.SERVICE REQUESTS FM GOV'T SOURCES				
NGO :	4	0.00	0.14	0.01
HOST GOVERNMENT :	2	2.00	0.14	0.03
OTHER DEPARTMENT :	7	0.00	0.71	0.05
PROVINCES/MUNICIPALITIES :	32	3.00	4.28	0.33
J.ADMINISTRATION: PROGRAM MANAGEMENT & ADMIN. :		10.00	1.00	0.17
LEAVE, PROFESSIONAL DEVELOP :		3.00	1.42	0.13
K.SERVICE TO OTHER MISSION PROGRAMS :		5.00	0.00	0.05
L.TOURISM PROGRAM ACTIVITIES :		0.00	28.57	2.00
***** TOTALS *****		100.00	99.93	8.00

NUMBER OF BUSINESS VISITORS (PUBLIC SECTOR)	FROM CANADA :	8
	FROM TERRIT :	0
NUMBER OF BUSINESS VISITORS (PRIVATE SECTOR)	FROM CANADA :	126
	FROM TERRIT :	22
NUMBER OF PEMD APPLICATIONS COMMENTED ON :		16
NUMBER OF OCCUPIED OFFICER POSITIONS	- CANADA BASED :	1
	- LOCALLY ENGAGED :	7

19/05/95

Foreign Affairs and International Trade

TSRPT02E

TRADE TRACKING SYSTEM

WORKLOAD AND OFFICER SUMMARY ACTIVITY REPORT
FOR QUARTER 3 OF FISCAL YEAR 1994

POST : CHICAGO

	NUMBER	% OFFICER-TIME		TOTAL-TIME
		CANADA	LOC-ENG	PERSON-QTR
A. EXPORT/TRADE/POLICY ENQUIRIES FROM CANADA :	756	1.50	19.16	1.18
FROM TERRITORIES :	847	3.50	18.66	1.19
B. VISITS TO CLIENTS IN TERRITORY :	123	15.00	7.33	0.74
C. EXPORT/TRADE/POLICY FAIRS :	18	0.00	9.00	0.54
PROJECTS AND EVENTS MISSIONS :	1	0.50	4.33	0.27
CONFERENCE SEMINARS :	30	3.50	4.66	0.35
OTHER :	25	5.50	1.33	0.19
D. COMMERCIAL* ECONOMIC REPORTS HQ REQUESTED :	5	0.00	0.33	0.02
POST INITIATED :	10	0.50	1.83	0.12
E. COMMUNICATIONS ACTIVITIES :	51	6.50	5.83	0.48
F. INVESTMENT ENQUIRIES FROM CANADA :	30	2.00	2.50	0.19
FROM TERRITORIES :	9	2.00	3.00	0.22
G. TECHNOLOGY INFLOW PROGRAM ENQR'S FRM CANADA :	5	0.00	0.50	0.03
CONNECTIONS ARRANGED :	0	0.00	0.00	0.00
H. PARTICIP'TN IN PROG-REL EVENTS OUTSIDE POST :		0.00	1.33	0.08
I. SERVICE REQUESTS FM GOV'T SOURCES NGO :	10	0.00	1.00	0.06
HOST GOVERNMENT :	3	1.00	0.16	0.03
OTHER DEPARTMENT :	16	0.00	3.66	0.22
PROVINCES/MUNICIPALITIES :	69	5.50	5.00	0.41
J. ADMINISTRATION: PROGRAM MANAGEMENT & ADMIN.:		38.00	4.83	1.05
LEAVE, PROFESSIONAL DEVELOP :		5.50	4.33	0.37
K. SERVICE TO OTHER MISSION PROGRAMS :		6.50	1.16	0.20
L. TOURISM PROGRAM ACTIVITIES :		3.00	0.00	0.06
***** TOTALS *****		100.00	99.93	8.00

NUMBER OF BUSINESS VISITORS (PUBLIC SECTOR) FROM CANADA :	9
FROM TERRIT :	5
NUMBER OF BUSINESS VISITORS (PRIVATE SECTOR) FROM CANADA :	287
FROM TERRIT :	104
NUMBER OF PEMD APPLICATIONS COMMENTED ON :	32
NUMBER OF OCCUPIED OFFICER POSITIONS - CANADA BASED :	2
- LOCALLY ENGAGED :	6

19/05/95

Foreign Affairs and International Trade

TSRPT02E

TRADE TRACKING SYSTEM

WORKLOAD AND OFFICER SUMMARY ACTIVITY REPORT
FOR QUARTER 3 OF FISCAL YEAR 1994

POST : DALLAS

	NUMBER	% OFFICER-TIME		TOTAL-TIME PERSON-QTR
		CANADA	LOC-ENG	
A.EXPORT/TRADE/POLICY ENQUIRIES FROM CANADA	: 169	18.00	19.75	1.15
FROM TERRITORIES	: 160	11.00	15.50	0.84
B.VISITS TO CLIENTS IN TERRITORY	: 48	25.00	8.50	0.84
C.EXPORT/TRADE/POLICY PROJECTS AND EVENTS FAIRS	: 4	3.50	5.50	0.29
MISSIONS	: 2	1.50	9.25	0.40
CONFERENCE SEMINARS	: 7	4.50	2.75	0.20
OTHER	: 2	1.50	2.25	0.12
D.COMMERCIAL* ECONOMIC REPORTS HQ REQUESTED	: 0	1.00	0.00	0.02
POST INITIATED	: 1	0.00	0.00	0.00
E.COMMUNICATIONS ACTIVITIES	: 147	1.00	2.75	0.13
F.INVESTMENT ENQUIRIES FROM CANADA	: 4	0.00	7.25	0.29
FROM TERRITORIES	: 5	0.00	3.50	0.14
G.TECHNOLOGY INFLOW PROGRAM ENQR'S FRM CANADA	: 1	0.50	0.25	0.02
CONNECTIONS ARRANGED	: 3	0.00	0.00	0.00
H.PARTICPT'N IN PROG-REL EVENTS OUTSIDE POST	: 0	0.00	0.00	0.00
I.SERVICE REQUESTS FM GOV'T SOURCES NGO	: 7	0.00	0.00	0.00
HOST GOVERNMENT	: 0	0.00	0.00	0.00
OTHER DEPARTMENT	: 0	0.00	0.25	0.01
PROVINCES/MUNICIPALITIES	: 12	0.00	1.50	0.06
J.ADMINISTRATION: PROGRAM MANAGEMENT & ADMIN.	: 12.50	4.25	0.42	
LEAVE, PROFESSIONAL DEVELOP	: 18.50	14.75	0.96	
K.SERVICE TO OTHER MISSION PROGRAMS	: 1.50	0.00	0.03	
L.TOURISM PROGRAM ACTIVITIES	: 0.00	2.00	0.08	
***** TOTALS *****		100.00	100.00	6.00

NUMBER OF BUSINESS VISITORS (PUBLIC SECTOR) FROM CANADA	: 11
FROM TERRIT	: 14
NUMBER OF BUSINESS VISITORS (PRIVATE SECTOR) FROM CANADA	: 37
FROM TERRIT	: 32
NUMBER OF PEMD APPLICATIONS COMMENTED ON	: 20
NUMBER OF OCCUPIED OFFICER POSITIONS - CANADA BASED	: 2
- LOCALLY ENGAGED	: 4

19/05/95

Foreign Affairs and International Trade

TSRPT02E

TRADE TRACKING SYSTEM

WORKLOAD AND OFFICER SUMMARY ACTIVITY REPORT
FOR QUARTER 3 OF FISCAL YEAR 1994

POST : DETROIT

	NUMBER	% OFFICER-TIME		TOTAL-TIME
		CANADA	LOC-ENG	PERSON-QTR
A.EXPORT/TRADE/POLICY ENQUIRIES FROM CANADA	: 974	11.60	30.00	2.08
FROM TERRITORIES	: 743	9.20	16.40	1.28
B.VISITS TO CLIENTS IN TERRITORY	: 98	12.00	7.20	0.96
C.EXPORT/TRADE/POLICY PROJECTS AND EVENTS				
FAIRS	: 8	1.60	9.80	0.57
MISSIONS	: 5	1.60	7.20	0.44
CONFERENCE SEMINARS	: 7	2.80	3.60	0.32
OTHER	: 5	5.00	0.60	0.28
D.COMMERCIAL* ECONOMIC REPORTS HQ REQUESTED	: 1	2.20	0.00	0.11
POST INITIATED	: 7	2.40	0.40	0.14
E.COMMUNICATIONS ACTIVITIES	: 0	1.00	0.00	0.05
F.INVESTMENT ENQUIRIES				
FROM CANADA	: 26	0.80	2.60	0.17
FROM TERRITORIES	: 37	1.60	3.20	0.24
G.TECHNOLOGY INFLOW PROGRAM ENQR'S FRM CANADA	: 18	2.40	0.00	0.12
CONNECTIONS ARRANGED	: 33	3.00	0.00	0.15
H.PARTICPT'N IN PROG-REL EVENTS OUTSIDE POST	: 0	2.80	0.00	0.14
I.SERVICE REQUESTS FM GOV'T SOURCES				
NGO	: 8	0.00	2.60	0.13
HOST GOVERNMENT	: 37	1.00	2.40	0.17
OTHER DEPARTMENT	: 20	1.20	0.80	0.10
PROVINCES/MUNICIPALITIES	: 17	1.80	0.80	0.13
J.ADMINISTRATION: PROGRAM MANAGEMENT & ADMIN.	: 0	28.40	11.60	2.00
LEAVE, PROFESSIONAL DEVELOP	: 0	3.80	0.80	0.23
K.SERVICE TO OTHER MISSION PROGRAMS	: 0	1.80	0.00	0.09
L.TOURISM PROGRAM ACTIVITIES	: 0	2.00	0.00	0.10
***** TOTALS *****		100.00	100.00	10.00

NUMBER OF BUSINESS VISITORS (PUBLIC SECTOR) FROM CANADA : 23

FROM TERRIT : 22

NUMBER OF BUSINESS VISITORS (PRIVATE SECTOR) FROM CANADA : 49

FROM TERRIT : 35

NUMBER OF PEMD APPLICATIONS COMMENTED ON : 9

NUMBER OF OCCUPIED OFFICER POSITIONS -CANADA BASED : 5

-LOCALLY ENGAGED : 5

19/05/95

Foreign Affairs and International Trade

TSRPT02E

TRADE TRACKING SYSTEM

WORKLOAD AND OFFICER SUMMARY ACTIVITY REPORT
FOR QUARTER 3 OF FISCAL YEAR 1994

POST : LOS ANGELES

	NUMBER	% OFFICER-TIME		TOTAL-TIME PERSON-QTR
		CANADA	LOC-ENG	
A.EXPORT/TRADE/POLICY ENQUIRIES FROM CANADA	: 952	13.33	18.88	2.50
FROM TERRITORIES	: 1020	13.33	13.88	2.05
B.VISITS TO CLIENTS IN TERRITORY	: 430	10.00	10.00	1.50
C.EXPORT/TRADE/POLICY PROJECTS AND EVENTS				
FAIRS	: 5	5.00	7.77	1.00
MISSIONS	: 1	0.00	2.22	0.20
CONFERENCE SEMINARS	: 6	5.00	7.77	1.00
OTHER	: 2	0.00	2.22	0.20
D.COMMERCIAL* ECONOMIC REPORTS HQ REQUESTED	: 6	1.66	2.22	0.30
POST INITIATED	: 28	3.33	3.33	0.50
E.COMMUNICATIONS ACTIVITIES	: 13	3.33	0.55	0.25
F.INVESTMENT ENQUIRIES				
FROM CANADA	: 18	1.66	1.11	0.20
FROM TERRITORIES	: 43	4.16	2.22	0.45
G.TECHNOLOGY INFLOW PROGRAM ENQR'S FRM CANADA	: 3	0.00	1.11	0.10
CONNECTIONS ARRANGED	: 1	0.00	1.11	0.10
H.PARTICPT'N IN PROG-REL EVENTS OUTSIDE POST	: 2.50	4.44	0.55	
I.SERVICE REQUESTS FM GOV'T SOURCES				
NGO	: 5	1.66	1.11	0.20
HOST GOVERNMENT	: 3	0.83	0.55	0.10
OTHER DEPARTMENT	: 7	0.83	1.11	0.15
PROVINCES/MUNICIPALITIES	: 26	1.66	3.33	0.40
J.ADMINISTRATION: PROGRAM MANAGEMENT & ADMIN.:		20.00	0.55	1.25
LEAVE, PROFESSIONAL DEVELOP	: 5.00	14.44	1.60	
K.SERVICE TO OTHER MISSION PROGRAMS	: 6.66	0.00	0.40	
L.TOURISM PROGRAM ACTIVITIES	: 0.00	0.00	0.00	
***** TOTALS *****		99.94	99.92	15.00

NUMBER OF BUSINESS VISITORS (PUBLIC SECTOR) FROM CANADA : 43
 FROM TERRIT : 16
 NUMBER OF BUSINESS VISITORS (PRIVATE SECTOR) FROM CANADA : 346
 FROM TERRIT : 178

NUMBER OF PEMD APPLICATIONS COMMENTED ON : 52

NUMBER OF OCCUPIED OFFICER POSITIONS -CANADA BASED : 6
 -LOCALLY ENGAGED : 9

19/05/95

Foreign Affairs and International Trade

TSRPT02E

TRADE TRACKING SYSTEM

WORKLOAD AND OFFICER SUMMARY ACTIVITY REPORT
FOR QUARTER 3 OF FISCAL YEAR 1994

POST : MINNEAPOLIS

	NUMBER	% OFFICER-TIME CANADA	LOC-ENG	TOTAL-TIME PERSON-QTR
A. EXPORT/TRADE/POLICY ENQUIRIES FROM CANADA :	543	14.00	17.75	0.99
FROM TERRITORIES :	295	3.50	19.00	0.83
B. VISITS TO CLIENTS IN TERRITORY :	146	2.00	9.50	0.42
C. EXPORT/TRADE/POLICY PROJECTS AND EVENTS				
FAIRS :	5	3.00	3.25	0.19
MISSIONS :	3	0.00	6.50	0.26
CONFERENCE SEMINARS :	10	6.50	2.50	0.23
OTHER :	5	3.50	0.25	0.08
D. COMMERCIAL* ECONOMIC REPORTS HQ REQUESTED :	11	1.00	2.25	0.11
POST INITIATED :	14	1.00	3.25	0.15
E. COMMUNICATIONS ACTIVITIES :	20	8.00	1.25	0.21
F. INVESTMENT ENQUIRIES				
FROM CANADA :	4	0.50	1.75	0.08
FROM TERRITORIES :	11	0.00	5.00	0.20
G. TECHNOLOGY INFLOW PROGRAM ENQR'S FRM CANADA :	2	0.00	0.25	0.01
CONNECTIONS ARRANGED :	0	0.00	0.00	0.00
H. PARTICIP'TN IN PROG-REL EVENTS OUTSIDE POST :		5.00	7.50	0.40
I. SERVICE REQUESTS FM GOV'T SOURCES				
NGO :	2	0.00	0.25	0.01
HOST GOVERNMENT :	11	1.00	1.25	0.07
OTHER DEPARTMENT :	7	0.50	1.25	0.06
PROVINCES/MUNICIPALITIES :	31	2.00	4.50	0.22
J. ADMINISTRATION: PROGRAM MANAGEMENT & ADMIN. :		32.50	3.25	0.78
LEAVE, PROFESSIONAL DEVELOP :		5.00	7.00	0.38
K. SERVICE TO OTHER MISSION PROGRAMS :		11.00	2.00	0.30
L. TOURISM PROGRAM ACTIVITIES :		0.00	0.50	0.02
***** TOTALS *****		100.00	100.00	6.00

NUMBER OF BUSINESS VISITORS (PUBLIC SECTOR) FROM CANADA : 7
FROM TERRIT : 17
NUMBER OF BUSINESS VISITORS (PRIVATE SECTOR) FROM CANADA : 12
FROM TERRIT : 152

NUMBER OF PEMD APPLICATIONS COMMENTED ON : 16

NUMBER OF OCCUPIED OFFICER POSITIONS - CANADA BASED : 2
- LOCALLY ENGAGED : 4

19/05/95

Foreign Affairs and International Trade

TSRPT02E

TRADE TRACKING SYSTEM

WORKLOAD AND OFFICER SUMMARY ACTIVITY REPORT
FOR QUARTER 3 OF FISCAL YEAR 1994

POST : NEW YORK, CONSULATE GENERAL

	NUMBER	% OFFICER-TIME		TOTAL-TIME
		CANADA	LOC-ENG	PERSON-QTR
A.EXPORT/TRADE/POLICY ENQUIRIES FROM CANADA	: 340	0.50	31.60	1.60
FROM TERRITORIES	: 381	2.50	30.00	1.60
B.VISITS TO CLIENTS IN TERRITORY	: 77	10.25	6.20	0.72
C.EXPORT/TRADE/POLICY PROJECTS AND EVENTS				
FAIRS	: 3	0.50	4.20	0.23
MISSIONS	: 7	1.75	10.20	0.58
CONFERENCE SEMINARS	: 42	17.75	4.00	0.91
OTHER	: 5	0.50	3.00	0.17
D.COMMERCIAL* ECONOMIC REPORTS HQ REQUESTED	: 1	2.50	0.00	0.10
POST INITIATED	: 17	4.25	6.40	0.49
E.COMMUNICATIONS ACTIVITIES	: 4	1.50	0.00	0.06
F.INVESTMENT ENQUIRIES				
FROM CANADA	: 6	1.50	0.80	0.10
FROM TERRITORIES	: 28	8.75	3.00	0.50
G.TECHNOLOGY INFLOW PROGRAM ENQR'S FRM CANADA	: 3	0.25	0.00	0.01
CONNECTIONS ARRANGED	: 5	0.50	0.00	0.02
H.PARTICPT'N IN PROG-REL EVENTS OUTSIDE POST	: 1.25	0.00		0.05
I.SERVICE REQUESTS FM GOV'T SOURCES				
NGO	: 38	3.75	0.00	0.15
HOST GOVERNMENT	: 1	1.25	0.00	0.05
OTHER DEPARTMENT	: 45	4.25	0.00	0.17
PROVINCES/MUNICIPALITIES	: 0	0.00	0.00	0.00
J.ADMINISTRATION: PROGRAM MANAGEMENT & ADMIN.	: 30.25	0.60		1.24
LEAVE, PROFESSIONAL DEVELOP	: 6.25	0.00		0.25
K.SERVICE TO OTHER MISSION PROGRAMS	: 0.00	0.00		0.00
L.TOURISM PROGRAM ACTIVITIES	: 0.00	0.00		0.00
***** TOTALS *****		100.00	100.00	9.00

NUMBER OF BUSINESS VISITORS (PUBLIC SECTOR)	FROM CANADA	: 0
	FROM TERRIT	: 0
NUMBER OF BUSINESS VISITORS (PRIVATE SECTOR)	FROM CANADA	: 0
	FROM TERRIT	: 0
NUMBER OF PEMD APPLICATIONS COMMENTED ON		: 0
NUMBER OF OCCUPIED OFFICER POSITIONS	- CANADA BASED	: 4
	- LOCALLY ENGAGED	: 5

19/05/95

Foreign Affairs and International Trade

TSRPT02E

TRADE TRACKING SYSTEM

WORKLOAD AND OFFICER SUMMARY ACTIVITY REPORT
FOR QUARTER 3 OF FISCAL YEAR 1994

POST : SEATTLE

	NUMBER	% OFFICER-TIME		TOTAL-TIME
		CANADA	LOC-ENG	PERSON-QTR
A.EXPORT/TRADE/POLICY ENQUIRIES FROM CANADA :	717	15.00	19.62	1.87
FROM TERRITORIES :	414	13.50	6.25	0.77
B.VISITS TO CLIENTS IN TERRITORY :	93	14.00	3.25	0.54
C.EXPORT/TRADE/POLICY PROJECTS AND EVENTS				
FAIRS :	10	2.00	2.12	0.21
MISSIONS :	5	0.50	6.62	0.54
CONFERENCE SEMINARS :	10	7.50	1.62	0.28
OTHER :	4	2.50	0.25	0.07
D.COMMERCIAL* ECONOMIC REPORTS HQ REQUESTED :	1	1.00	0.12	0.03
POST INITIATED :	14	5.00	1.12	0.19
E.COMMUNICATIONS ACTIVITIES :	9	2.50	0.00	0.05
F.INVESTMENT ENQUIRIES				
FROM CANADA :	10	0.50	0.12	0.02
FROM TERRITORIES :	15	0.50	0.37	0.04
G.TECHNOLOGY INFLOW PROGRAM ENQR'S FRM CANADA :	3	2.50	0.12	0.06
CONNECTIONS ARRANGED :	0	0.00	0.00	0.00
H.PARTICPT'N IN PROG-REL EVENTS OUTSIDE POST :		0.00	3.12	0.25
I.SERVICE REQUESTS FM GOV'T SOURCES				
NGO :	8	3.50	0.00	0.07
HOST GOVERNMENT :	13	2.50	0.12	0.06
OTHER DEPARTMENT :	7	1.00	0.12	0.03
PROVINCES/MUNICIPALITIES :	17	4.00	0.12	0.09
J.ADMINISTRATION: PROGRAM MANAGEMENT & ADMIN.:		16.00	0.87	0.39
LEAVE, PROFESSIONAL DEVELOP :		6.00	4.00	0.44
K.SERVICE TO OTHER MISSION PROGRAMS :		0.00	0.00	0.00
L.TOURISM PROGRAM ACTIVITIES :		0.00	50.00	4.00
***** TOTALS *****		100.00	99.93	10.00

NUMBER OF BUSINESS VISITORS (PUBLIC SECTOR) FROM CANADA : 36
FROM TERRIT : 30
NUMBER OF BUSINESS VISITORS (PRIVATE SECTOR) FROM CANADA : 485
FROM TERRIT : 134

NUMBER OF PEMD APPLICATIONS COMMENTED ON : 6

NUMBER OF OCCUPIED OFFICER POSITIONS -CANADA BASED : 2
-LOCALLY ENGAGED : 8

19/05/95

Foreign Affairs and International Trade

TSRPT02E

TRADE TRACKING SYSTEM

WORKLOAD AND OFFICER SUMMARY ACTIVITY REPORT
FOR QUARTER 3 OF FISCAL YEAR 1994

POST : WASHINGTON

	NUMBER	% OFFICER-TIME		TOTAL-TIME PERSON-QTR
		CANADA	LOC-ENG	
A.EXPORT/TRADE/POLICY ENQUIRIES FROM CANADA	: 1377	22.40	20.14	2.53
FROM TERRITORIES	: 554	14.20	10.57	1.45
B.VISITS TO CLIENTS IN TERRITORY	: 107	4.20	1.85	0.34
C.EXPORT/TRADE/POLICY PROJECTS AND EVENTS				
FAIRS	: 13	5.80	1.85	0.42
MISSIONS	: 11	4.80	5.71	0.64
CONFERENCE SEMINARS	: 17	3.20	1.42	0.26
OTHER	: 23	1.20	0.28	0.08
D.COMMERCIAL* ECONOMIC REPORTS HQ REQUESTED	: 3	0.20	0.28	0.03
POST INITIATED	: 24	3.40	6.28	0.61
E.COMMUNICATIONS ACTIVITIES	: 55	3.00	0.71	0.20
F.INVESTMENT ENQUIRIES				
FROM CANADA	: 15	1.00	0.00	0.05
FROM TERRITORIES	: 18	1.60	0.00	0.08
G.TECHNOLOGY INFLOW PROGRAM ENQR'S FRM CANADA	: 15	0.20	0.00	0.01
CONNECTIONS ARRANGED	: 8	0.20	0.00	0.01
H.PARTICPT'N IN PROG-REL EVENTS OUTSIDE POST	: 1.40	3.00	0.28	
I.SERVICE REQUESTS FM GOV'T SOURCES				
NGO	: 13	1.00	0.00	0.05
HOST GOVERNMENT	: 26	1.20	0.57	0.10
OTHER DEPARTMENT	: 40	1.60	0.42	0.11
PROVINCES/MUNICIPALITIES	: 29	2.20	0.14	0.12
J.ADMINISTRATION: PROGRAM MANAGEMENT & ADMIN.	: 15.80	1.42	0.89	
LEAVE, PROFESSIONAL DEVELOP	: 8.20	2.42	0.58	
K.SERVICE TO OTHER MISSION PROGRAMS	: 3.20	0.00	0.16	
L.TOURISM PROGRAM ACTIVITIES	: 0.00	42.85	3.00	
***** TOTALS *****		100.00	99.91	12.00

NUMBER OF BUSINESS VISITORS (PUBLIC SECTOR) FROM CANADA : 46

FROM TERRIT : 326

NUMBER OF BUSINESS VISITORS (PRIVATE SECTOR) FROM CANADA : 202

FROM TERRIT : 138

NUMBER OF PEMD APPLICATIONS COMMENTED ON : 14

NUMBER OF OCCUPIED OFFICER POSITIONS - CANADA BASED : 5

- LOCALLY ENGAGED : 7

