

**CIHM
Microfiche
Series
(Monographs)**

**ICMH
Collection de
microfiches
(monographies)**



Canadian Institute for Historical Microreproductions / Institut canadien de microreproductions historiques

© 1998

Technical and Bibliographic Notes/Notes techniques et bibliographiques

The Institute has attempted to obtain the best original copy available for filming. Features of this copy which may be bibliographically unique, which may alter any of the images in the reproduction, or which may significantly change the usual method of filming, are checked below.

L'Institut a microfilmé le meilleur exemplaire qu'il lui a été possible de se procurer. Les détails de cet exemplaire qui sont peut-être uniques du point de vue bibliographique, qui peuvent modifier une image reproduite, ou qui peuvent exiger une modification dans la méthode normale de filmage sont indiqués ci-dessous.

- Coloured covers/
Couvartura da couleur
- Covers damaged/
Couverture endommagée
- Covers restored and/or laminated/
Couverture restaurée et/ou pelliculée
- Cover title missing/
Le titre de couverture manque
- Coloured maps/
Cartes géographiques en couleur
- Coloured ink (i.e. other than blue or black)/
Encre de couleur (i.e. autre que bleue ou noire)
- Coloured plates and/or illustrations/
Planches et/ou illustrations en couleur
- Bound with other material/
Relié avec d'autres documents
- Tight binding may cause shadows or distortion along interior margin/
La reliure serrée peut causer de l'ombre ou de la distorsion le long de la marge intérieure
- Blank leaves added during restoration may appear within the text. Whenever possible, these have been omitted from filming/
Il se peut que certaines pages blanches ajoutées lors d'une restauration apparaissent dans le texte, mais, lorsque cela était possible, ces pages n'ont pas été filmées.
- Additional comments:/
Commentaires supplémentaires:

- Coloured pages/
Pages da couleur
- Pages damaged/
Pages endommagées
- Pages restored and/or laminated/
Pages restaurées et/ou pelliculées
- Pages discoloured, stained or foxed/
Pages décolorées, tachetées ou piquées
- Pages detached/
Pages détachées
- Showthrough/
Transparence
- Quality of print varies/
Qualité inégale de l'impression
- Includes supplementary material/
Comprend du matériel supplémentaire
- Only edition available/
Seule édition disponible
- Pages wholly or partially obscured by errata slips, tissues, etc., have been refilmed to ensure the best possible image/
Les pages totalement ou partiellement obscurcies par un feuillet d'errata, une pelure, etc., ont été filmées à nouveau de façon à obtenir la meilleure image possible.

This item is filmed at the reduction ratio checked below/
Ce document est filmé au taux de réduction indiqué ci-dessous.

10X	12X	14X	16X	18X	20X	22X	24X	26X	28X	30X	32X
			✓								

The copy filmed here has been reproduced thanks to the generosity of:



Thomas Fisher Rare Book Library,
University of Toronto Library

The images appearing here are the best quality possible considering the condition and legibility of the original copy and in keeping with the filming contract specifications.

Original copies in printed paper covers are filmed beginning with the front cover and ending on the last page with a printed or illustrated impression, or the back cover when appropriate. All other original copies are filmed beginning on the first page with a printed or illustrated impression, and ending on the last page with a printed or illustrated impression.

The last recorded frame on each microfiche shall contain the symbol \rightarrow (meaning "CONTINUED"), or the symbol ∇ (meaning "END"), whichever applies.

Maps, plates, charts, etc., may be filmed at different reduction ratios. Those too large to be entirely included in one exposure are filmed beginning in the upper left hand corner, left to right and top to bottom, as many frames as required. The following diagrams illustrate the method:



L'exemplaire filmé fut reproduit grâce à la générosité de:


Thomas Fisher Rare Book Library,
University of Toronto Library

Les images suivantes ont été reproduites avec le plus grand soin, compte tenu de la condition et de la netteté de l'exemplaire filmé, et en conformité avec les conditions du contrat de filmage.

Les exemplaires originaux dont la couverture en papier est imprimée sont filmés en commençant par le premier feuillet et en terminant soit par le dernier feuillet qui comporte une empreinte d'impression ou d'illustration, soit par le second feuillet, selon le cas. Tous les autres exemplaires originaux sont filmés en commençant par la première page qui comporte une empreinte d'impression ou d'illustration et en terminant par la dernière page qui comporte une telle empreinte.


Un des symboles suivants apparaîtra sur la dernière image de chaque microfiche, selon le cas: le symbole \rightarrow signifie "A SUIVRE", le symbole ∇ signifie "FIN".

Les cartes, planches, tableaux, etc., peuvent être filmés à des taux de réduction différents. Lorsque le document est trop grand pour être reproduit en un seul cliché, il est filmé à partir de l'angle supérieur gauche, de gauche à droite, et de haut en bas, en prenant le nombre d'images nécessaire. Les diagrammes suivants illustrent la méthode.



MICROCOPY RESOLUTION TEST CHART

(ANSI and ISO TEST CHART No. 2)



APPLIED IMAGE Inc

1653 East Main Street
Rochester, New York 14609 USA
(716) 482 - 0300 - Phone
(716) 288 - 5989 - Fax

Ontario Dental Society

Annual Meeting, Dental College

Toronto, May 10-11-12

1915

DEAR DOCTOR :

Progress in the science of dentistry has been so rapid in recent years that each programme committee of this Society has found that the members are becoming more and more interested in the meetings, and particularly in the papers and the standing of the men presenting these papers. It would seem from the programme now assured for the coming meeting that it would be next to impossible to arrange a more practical list of papers, and the men secured to give them are second to none in the various subjects which they will present.

The President's address will doubtless offer still further suggestions for the improvement of the Society and the science of dentistry, and the discussion which will follow will be helpful to all and will bring to light many good ideas.

No subject is of more importance to-day, nor at any time in the history of dentistry, than that of the treatment and preparation of root canals. Your committee has been particularly fortunate in securing without doubt the most popular man upon this subject in America—Dr. J. R. Callahan, of Cincinnati, Ohio—from whom the Executive of Toronto Dental Society tried very hard last fall to get a paper, but were unsuccessful. Dr. Callahan has presented this subject in a great many of the American cities, and in a recent letter to our Secretary he said he had refused invitations from six different Societies since accepting that to appear in Toronto. This paper will be accompanied by about thirty lantern slides, and the essayist says that it could not be given satisfactorily without these slides. No dentist

can afford to miss the opportunity of hearing Dr. Callahan's presentation of this subject.

Amalgam is probably still more used than any other one material to repair lost tooth tissue, and consequently its manipulation and use are of the greatest importance. The largest dental meeting which has ever been held in America, and possibly in the world, was that of the fiftieth anniversary of the Chicago Dental Society, held in that city over a year ago. At that meeting the clinics of the different sections were under the guidance of the very best possible men available, and your Committee feels very jubilant to be able to announce that Dr. Wm. E. Harper, of Chicago, who had charge of the amalgam section at that meeting, will present a paper upon that subject before our Society. Dr. Harper particularly requests that a large number of the members bring along about 50 grains of alloy which they are familiar with, and he will supply forms for each to make one or two fillings. Dr. Harper believes the lesson will be made profitable. There will be no names recorded or published, so that there is no reason to hesitate because of possible results. Dr. Harper's paper and the clinics in connection therewith will be most instructive, as the essayist is an authority upon the subject.

Local Anaesthesia now covers a very broad field in its particular application, especially in the hands of an expert. Dr. Edgar W. Paul, of Toronto, will present a paper upon this subject, accompanied with clinics, in which he will be assisted by a number of the members, giving a demonstration of the possibilities of local anaesthesia for the relief of suffering during the preparation of sensitive cavities, the grinding down of teeth for abutments, root amputation to cure persistent and chronic abscess, removal of pulps, extraction of teeth, etc. Dr. Paul has specialized for many years, and is perhaps better qualified than any man, at least in Canada, to present this subject. This work is of vital importance to the average dentist, particularly those who practise in the smaller centres.

The treatment of the teeth of children is a difficult problem, and your Committee has the promise of

Dr. John A. Bothwell, Toronto, upon his method of handling found in the temporary to nearly exposed and hypererect or removal of roots, and the give to the best interests of happiness. Dr. Bothwell has been in charge of the dental for Sick Children and also of children are treated exclusively hospital clinics, and is high on this subject. It is most important teeth be preserved in the time of their replacement by and no dentist does his full of these teeth the attention they

At the Luncheon on Tuesday Metropolitan Assembly Room, Archdeacon Cody will speak. Archdeacon as an entertaining comment.

The clinics will be many repay any man for his attention. An interesting and new feature the presentation in clinic for prosthetic work by several members of the Club,—men who have taken part by Dr. W. E. Cummer. Be thoroughly and well everything Cummer has anything to do something good, and there is your being disappointed.

The exhibits this year will large infirmary of the College finest display of dental goods Society have ever had the opportunity collection. Everything v

It would take too much space the good things which have been pleasure and instruction, and well, it will be your loss and Committee. A better program prepared for any meeting of this

Toronto, to present a paper handling the different conditions of primary teeth, such as exposed, hypertrrophied pulps, treatment and the work generally conducted of the kiddies' health and howell has for a number of years a dental clinic in the Hospital also of the Civic Clinic where exclusively, as well as other is highly capable of handling most important that the temporary in the month until the natural ment by the permanent ones, his full duty who does not give ion they require.

on Tuesday, May 11th, at the bly Rooms, the Ven. Arch-peak. The reputation of the entertaining speaker requires no

many and varied, and will is attendance at this meeting. new feature this year will be clinic form of some phase of several members of the Cumber taken the special course given mer. Everybody knows how everything is done when Dr. g to do with it. So antieipate there is a very small chance of ted.

year will all be together in the e College and will present the al goods the members of this l the opportunity of viewing in ything will be there.

much space here to tell you all a have been arranged for your ion, and if you do not come— loss and not the fault of the r programme was never pre- g of this Society.

IMPORTANT—At the meeting of the Society last year the incoming Programme Committee was instructed to take some steps to remedy the lack of interest manifested by the members outside of Toronto in the production of the programme. This Committee has formulated a plan to link up in a practical way the principal local Societies in the Province with the main Provincial Society. In each district where there is a local Society, credit will be given that hody in the programme of all members in that district giving clinics or in any way assisting in the production of the meeting. Does the accompanying list of clinics indicate that your district is well represented? If not, write Dr. T. W. Dawson, 2 East Bloor Street, Toronto, Supervisor of Clinics, and tell him upon what subject you will give a clinic. The copy of the programme will go to the printer about Wednesday or Thursday next, when Dr. Dawson should have knowledge of all clinics.

It is especially desired that every local Society appoint a representative to meet the Sub-Committee in charge of this plan of re-organization during the meeting. Notice of this meeting will be mailed to the Secretary of each Society.

Programme

MONDAY, MAY 10th

1.00 p.m.—Meeting of Executive Committee

Registration and Deposit of Railway Certificates.

2.00 p.m.—President's Address.

C. A. SNELL, Essex,

General discussion opened by

C. C. LUMLEY, St. Thomas.

Appointment of Nominating Committee.

Reports of Committees.

4.00 p.m.—Paper : “Principles and Practice of Treating Children's Teeth.”

J. A. BOTHWELL, Toronto.

Discussion opened by

O. S. CLAPPISON, Hamilton.

W. J. PRICE, Orangeville.

8.00 p.m.—Paper : “Root Canal Preparation.”

J. R. CALLAHAN, Cincinnati, Ohio.

Discussion.

TUESDAY, MAY 11th

9.00 a.m.—Paper: “An Improved Analgam Technic Essential to Density and Adaptation.”

WM. E. HARPER, Chicago, Ill.

Discussion opened by

A. T. MORROW, Maxville.

J. R. PATTON, Dutton.

11.00 a.m.—Paper : “The Possibilities
of Local Anaesthesia.”

E. W. PAUL, Toronto.

Discussion opened by

G. W. EVERETT, Hamilton.

J. W. CLAY, Calgary, Alta.

12.00 Noon—Election of Officers.

12.30 p.m.—Luncheon at Metropolitan
Assembly Rooms, 247 College St.
Speaker—VEN. ARCHDEACON CODY.

2.00 p.m.—Clinics.

WEDNESDAY, MAY 12th

9.00 a.m.—Clinics.

Clinics

TUESDAY, P.M. MAY 11th and
WEDNESDAY, A.M. MAY 12th

WM. E. HARPER, Chicago.

“Amalgams.”

J. R. CALLAHAN, Cincinnati.

“Root Canal Filling.”

ELECTORAL DISTRICT No. 1

None to date.

ELECTORAL DISTRICT No. 2

J. F. SIMPSON, Trenton.

“Various Uses of Alexander Inlay Gold.”

W. C. GOWAN, Peterboro.

“Selected.”

ELECTORAL DISTRICT No. 3

F. J. CAPON, Toronto.

- (a) "Nerve Blocking by use of Novocaine."
- (b) "Porcelain."

—
Clinics under "Local Anthesia" in connection with Dr. Paul's Paper:—

I. A. E. WEBSTER, Toronto.

"Radical Treatment of Chronic Alveolar Abscess."

II. ARTHUR DAY, Toronto.

"Sensitive Dentine."

III. J. W. CORAM, Toronto.

"Removal of Pulp."

—
JOHN F. ROSS, Toronto.

"Building Up Molar Crown with Porcelain."

—
ANDREW J. McDONAGH, Toronto.

"Periodontia"

—
F. C. HUSBAND, Toronto.

"Treatment of Sensitive Dentine, using Buckley's Paste."

—
A. A. STEWART, Toronto.

"Bridge Work."

—
R. SIDNEY WOOLLATT, Toronto.

"Gilmore Attachments, allowing for settling of Denture."

—
CUMMER CLUB, Toronto.

A group of Toronto members of the Class conducted by Dr. W. E. Cummer last summer will present some of the phases of Dental Prosthetics as covered then:—

DR. C. G. SCOTT
Temporary refit

DR. T. N. MCGILL
Preparing the T

DR. C. E. SUTTON
Impressions.

DR. W. E. CUMMER
Anatomical Art

DR. O. W. CANNING
Spence's Plaster

DR. W. E. LUNDY.
Some Removable
Denture Pie

—
EDGAR W. PAUL, T

(a) Extraction of Tee
Gas and Oxygen

(b) Analgesia, using
Oxygen.

If any member
cavity prepared, a ro
graf made to locate
Dr. Dawson, 2 East
ment will be made to
connection with Dr.

—
B. O. FIFE, Toronto.

"Selected."

—
IRVIN H. ANTE, To

(a) Metal Base Crow

(b) Inlay Abutments
other Practical I

—
HAROLD BOX, Toro

"New Methods on S
Teeth."

—
WALLACE SECCOM

"A few of the Newer

OTT
ary refit for ill-fitting dentures.

CGILL
g the Tray for Impressions.

TTON
ons.

UMMER
ical Articulation.

ANNING
Plaster Compound.

UNDY.
removable Bridge-Partial-
ture Pieces.

—
AUL, Toronto.

on of Teeth under Nitrous Oxide
Oxygen.

, using Nitrous Oxide Gas and

ember who desires a sensitive
ed, a root amputated or a skia-
o locate any trouble, will write
2 East Bloor Street, arrange-
made to have the work done in
ith Dr. Paul's clinic.

—
ronto.

—
E, Toronto.

se Crown, including all steps.
utments for Bridge Work, and
actical Points.

—
, Toronto.

ods on Staining and Sectioning

—
COMBE, Toronto.

e Newer Things in Dentistry."

E. A. GRANT, Toronto.

"Behaviour of Plaster After Hydration."

—
ELECTORAL DISTRICT No. 4

J. N. STEWART, Hamilton.

"Interlocking Bridge Work."

—
O. S. CLAPPISON, Hamilton.

"Indirect Inlay Method."

—
CHAS. ROSS, Hamilton.

"Selected."

—
ELECTORAL DISTRICT No. 5

None to date.

—
ELECTORAL DISTRICT No. 6

None to date.

—
ELECTORAL DISTRICT No. 7

None to date.

—
N. B.—Any member having new appliances,
instruments, etc., would confer a favor by showing
them, and informing the supervisor of Clinics that
he might make arrangements for the same.

Exhibitors

The following is a list to date :

STRATFORD-CORKSON COMPANY.

DENTISTS' SUPPLY COMPANY.

COLUMB'S DENTAL MFG. COMPANY.

L. D. CAULK COMPANY.

RITTER DENTAL MFG. COMPANY.

GOLDSMITH BROS., SMELTING AND REFINING COM-
PANY.

CANADIAN ORAL PROPHYLACTIC ASSOCIATION, LTD
KRESS & OWEN COMPANY.
DENVER CHEMICAL COMPANY.
HORLICK'S MALTED MILK COMPANY.
CHAS. H. PHILLIPS CHEMICAL COMPANY.
MILLER MFG. COMPANY.
I. STERN DENTAL SUPPLY COMPANY.
S. S. WHITE DENTAL MFG. COMPANY.
TEMPLE-PATTISON COMPANY.
A. C. CLARK COMPANY.

Railway Tickets

Purchase first-class one-way ticket to Toronto, at the same time securing "Standard Convention Certificate," stating to the Agent that you are going to attend the Ontario Dental Convention. If you cannot get a certificate at your station, ask the Agent for the nearest point where such a certificate can be obtained, and buy a local ticket to that point, and from there buy a one-way ticket to Toronto, securing Certificate.

Deposit your Certificate and twenty-five cents with clerk at Dental College when registering. These Certificates will be endorsed by the Railways' Representative and returned to the members on Tuesday, the 11th May and Wednesday, 12th May.

If three hundred Certificates are presented there will be no charge for return journey; if less than that number, but over one hundred the fare will be but one-third of the regular rate.

Every one will please secure these Certificates. It saves very little for those living near Toronto, but increases the number of certificates issued and thereby means a considerable saving for those who come greater distances.

The reduced rates will apply from May 6th to May 15th, both days inclusive.



