

**CIHM
Microfiche
Series
(Monographs)**

**ICMH
Collection de
microfiches
(monographies)**



Canadian Institute for Historical Microreproductions / Institut canadien de microreproductions historiques

© 2000

The
co
ma
the
sig
ch



The
Ca

1



The copy filmed here has been reproduced thanks to the generosity of:


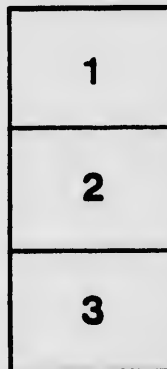

Private Collection

The images appearing here are the best quality possible considering the condition and legibility of the original copy and in keeping with the filming contract specifications.

Original copies in printed paper covers are filmed beginning with the front cover and ending on the last page with a printed or illustrated impression, or the back cover when appropriate. All other original copies are filmed beginning on the first page with a printed or illustrated impression, and ending on the last page with a printed or illustrated impression.

The last recorded frame on each microfiche shall contain the symbol \rightarrow (meaning "CONTINUED"), or the symbol ∇ (meaning "END"), whichever applies.

Maps, plates, charts, etc., may be filmed at different reduction ratios. Those too large to be entirely included in one exposure are filmed beginning in the upper left hand corner, left to right and top to bottom, as many frames as required. The following diagrams illustrate the method:



L'exemplaire filmé fut reproduit grâce à la générosité de:

Collection privée

Les images suivantes ont été reproduites avec le plus grand soin, compte tenu de la condition et de la netteté de l'exemplaire filmé, et en conformité avec les conditions du contrat de filmage.


Les exemplaires originaux dont la couverture en papier est imprimée sont filmés en commençant par le premier plat et en terminant soit par la dernière page qui comporte une empreinte d'impression ou d'illustration, soit par le second plat, selon le cas. Tous les autres exemplaires originaux sont filmés en commençant par la première page qui comporte une empreinte d'impression ou d'illustration et en terminant par la dernière page qui comporte une telle empreinte.

Un des symboles suivants apparaît sur la dernière image de chaque microfiche, selon le cas: le symbole \rightarrow signifie "A SUIVRE", le symbole ∇ signifie "FIN".

Les cartes, planches, tableaux, etc., peuvent être filmés à des taux de réduction différents. Lorsque le document est trop grand pour être reproduit en un seul cliché, il est filmé à partir de l'angle supérieur gauche, de gauche à droite, et de haut en bas, en prenant le nombre d'images nécessaire. Les diagrammes suivants illustrent la méthode.

MICROCOPY RESOLUTION TEST CHART

(ANSI and ISO TEST CHART No. 2)



APPLIED IMAGE Inc


1653 East Main Street
Rochester, New York 14609 USA
(716) 482 - 0300 - Phone
(716) 288 - 5989 - Fax



King

of

Receipt Books



100 Receipts, tried, tested and guaranteed
to give satisfaction, each of which has
cost me from \$1.00 to \$5.00, and are to
be sold for the small price of \$1.00.



*SATISFACTION GUARANTEED OR MONEY
REFUNDED.*



LAWSON & JONES, PRINTERS, LONDON.



Introductory.

Herein you will find one hundred (100) recipes which I have tried myself, personally, and know them to be the best that can be produced, being the most simple and effective, thereby saving much extra expense, which is generally incurred by the use of lengthy recipes, which give less results than those which you will find contained in this book.

In presenting this book to the public with much trouble and expense, I know I shall be fully repaid by the appreciation of a public which is always alive to the want of such a book as I now put before you, and which I hope will meet with success.

In putting up the preparations contained herein, they can be put up in proportions to suit purchasers' use.

W
h

F
V
d
a
o

Recipe for Rouge—Called Maiden's Blush.

Carmine,	-	-	-	30 gr.
Ammonia water,	-	-	-	1 fl. dr.
Rose Water,	-	-	-	4 fl. oz.
Spirit of Rose,	-	-	-	1 fl. dr.

Mix. Set aside for 24 hours, shaking freely, and filter. When it is ready for use apply it to the surface which needs heightening of color.

A Preparation for the Removal of Freckles.

PUT UP IN TWO SOLUTIONS.

SOLUTION "A"

Potassium Iodide,	-	-	120 gr.
Iodine,	-	-	6 gr.
Glycerine,	-	-	3 fl. dr.
Infusion of Rose,	-	-	4 fl. oz.

Dissolve the Potassium Iodide in a small quantity of the Rose infusion, and one fluid drachm of the Glycerine. With this fluid moisten the Iodine in a mortar or earthen dish, and rub it down, gradually adding more liquid, until a complete solution is obtained; then stir in the remainder of the ingredients and bottle the mixture.

SOLUTION "B"

Sodium Hypophosphite,	-	240 gr.
Rose Water,	-	16 fl. oz.

Dissolve and filter.

HOW TO USE.—With a camel's hair brush or piece of fine sponge, apply a little of the Solution "A" to the tanned or freckled surface, until a slight but tolerably uniform brownish surface has been produced. At the expiration of fifteen or twenty minutes moisten a piece of soft rag with Solution "B" and lay it on the affected part, removing and squeezing away the liquid, soaking it again afresh and applying until the Iodine stain has disappeared. Repeat the entire process three times daily, but diminish the frequency of the application if tenderness is produced. In the course of a few days to as many weeks, the discoloration will have entirely disappeared. This you will find a sure remedy for the removal of freckles and sunburn.

Face Bleach.

Mercury Bi-chloride,	-	-	1 gr.
Emulsion of Bitter Almond,			12 fl. oz
Tincture of Benzoin,	-	-	1 fl. dr.

The Mercury Salt is dissolved in the Emulsion and the mixture gradually added to the Tincture; this preparation does not keep long and should be kept in vials and shaken well.

Remedy For Pimples.

Carbolic Acid,	-	-	-	1/2 dr.
Borax,	-	-	-	2 dr.
Glycerine,	-	-	-	oz.
Tannin,	-	-	-	1 dr.

Lip Salve.

Alcohol,	- - - - -	1 ½ oz.
Rose Water,	- - - - -	5 oz.

Mix and dissolve. Apply night and morning.

For healing and softening the Lips, preventing them from cracking, etc., the following is an elegant preparation.

Petrolatum,	- - - - -	2 oz.
White Wax,	- - - - -	½ oz.
Tannin,	- - - - -	½ dr.
Oil Lavender and Bergamot,	each	½ dr.
Oil Rose Geranium,	- - - - -	½ dr.

Melt the Petrolatum and Wax together and add the Tannin while cooling; add the Oils and stir until cold. When it is desired to color the lips, add 20 grains of Carmine. This is done by reducing the carmine to a fine powder in a mortar and rub with a small portion of the salve until it is thoroughly incorporated; then add the remainder gradually.

Pomade for Baldness.

Lemon Juice,	- - - - -	30 m.
Extract of Cinchona,	- - - - -	1 dr.
Tincture of Cantharides,	- - - - -	30 m.
Volatile Oil of Cedar,	- - - - -	10 m.
“ “ Pergamot,	- - - - -	4 m.
Beef Marrow,	- - - - -	1 oz.

Make a pomade and anoint the scalp after it has been washed with soap and water. Apply morning and night.

Solution for the Breath.

Solution Chloride Soda,	-	1 OZ.
Liquor Potassium,	- -	1 OZ.
Phosphate Soda,	- - -	½ OZ.
Water,	- - - -	8 OZ.

Mix and take one-half teaspoonful in water after each meal.

Cure for Baldness.

Which I have never found to fail :

Eau de Cologne,	- - -	2 OZ.
Tincture Cantharides,	-	1 ½ dr.
Essence Rosemary,	- - -	10 m.
Essence Lavender,	- - -	10 m.

Rub the scalp gently with a small piece of flannel moistened with the mixture to stimulate the growth.

Barbers' Shampoo and Seafoam Recipe.

This you will find the best Shampoo and Seafoam on the market, and it is simple, cheap and the most thorough cleanser of the scalp.

Oatmeal Soap,	- - -	1 cake.
Liquid Ammonia,	- - -	4 dr.

Scrape the soap fine and put in jar ; add 1 gallon water and dissolve ; then add Ammonia and it is ready for use.

Dandruff Cure.

Chloral Hydrate,	- - -	1 oz.
Distilled Water,	- - -	32 oz.

Mix well and apply three times a week, wetting the scalp thoroughly—this will cure the worst case of Dandruff from whatever cause and prevent its formation. You will find it an excellent remedy for Scalp disease, which has become so prevalent, caused, in most cases, by unscientific hair preparations.

Bay Rum.

Oil of Bay,	- - -	½ oz.
Burnt Sugar,	- - -	1 oz.
Alcohol,	- - -	½ oz.
Distilled Water,	- - -	1 gal.

Mix well and let stand for three hours.

Face Lotion.

Epsom Salts,	- . . .	½ lb.
Glycerine,	- - - -	¾ oz.
Rose Water,	- - - -	6 oz.
Distilled Water,	- - - -	1 qt.

Mix all together and let it stand in a warm place for two or three days. Apply with the hand, rubbing until dry always bathing the face well before applying.

Pimple Lotion.

Carbolic Acid,	-	-	-	-	½ dr.
Borax,	-	.	-	-	2 dr.
Glycerine,	-	-	.	-	1 oz.
Tannin,	-	-	-	-	1 dr.
Alcohol,	-	-	-	-	1½ oz.
Rose Water,	-	-	-	-	5 oz.

Mix and dissolve. Apply night and morning.

Hair Dye.

Silver Nitrate,	-	-	-	-	2 dr.
Olive Oil,	-	-	-	-	2 oz.
Aq. Ammonia,	-	-	-	-	2 oz.

Preparation for Red Noses.

This formula was procured from a friend of the author, residing at Little Rock, Ark. I can vouch for the efficacy of it in his case as it removed the unnatural in a few days.

Oxide of Zinc,	-	-	-	-	¼ oz.
Corrosive Sublimate,	-	-	-	-	2 gr
Sulphur (Precip.)	-	.	.	-	½ oz.
Glycerine,	-	-	-	-	¼ oz.
Calamine,	-	-	-	-	3 dr.
Rose Water,	sufficient to make 8 oz.				

Mix and apply with a small soft sponge. The cause of the Red Nose is usually attributed to drinking, but gluttony, tight lacing, nasal catarrh, all contribute to the reddening of the nasal organs.

Brillianteeno.

Oil of Vaseline,	- - -	1 oz.
Otto of Rose,	- - -	2 m.

Mix thoroughly.

Liniment for Black Pimples.

Green Soap,	- - -	2 oz.
Spirits of Wine,	- - -	3 oz.
Essence of Lavender,	- - -	25 m.
Essence of Bergamot,	- - -	25 m.

Mix. Wash the skin with rather warm water and rub more or less vigorously with a piece of sponge soaked with the above Liniment. Then expel the pimples with the nails of the two thumbs. After every sitting, rub the skin with a neutral fatty body, such as vaseline.

Hair Dye.

Nitrate of Silver Crystals,	-	1 dr.
Strong Liquid Ammonia,	- -	4 dr.
Soft Water,	- - -	2 oz.

Mix and Dissolve. Apply with a toothbrush, thoroughly wetting all the hair.

Hair Restorer.

By wetting the Hair thoroughly with **LANALIN**, will be found an excellent remedy for the growth of the hair

Treatment for the Removal of Superfluous Hairs.

Best Slacked Lime, - - - 3 dr.
Sulphuret of Arsenic, - - - ½ dr.

Mix by means of a sieve and preserve the preparation in well corked bottles.

DIRECTIONS FOR USE.—Mix with a sufficient quantity of water to render it of a creamy subsistence ; lay it over the hairs to be removed for a few minutes, or until the smarting renders it necessary to remove it. When too much irritation is caused, in any case, treat the same as burns.

Perfume for the Breath.

Alcohol, - - - - - 1 gill.
Cloves, - - - - - 1 dr.
Nutmeg, - - - - - 1 dr.
Cinnamon, - - - - - 1 dr.
Orange Peel, - - - - - 1 dr.
Orris Root, - - - - - 1 dr.
Caraway Seeds, - - - - - 1 dr

All to be bruised up and put into a half pint bottle with the alcohol and corked ; then shake it night and morning for ten days, strain and press it out ; then add Lavender and Otto of Rose of each, 5 drops. A few drops of this on sugar, and eaten, will make the breath very pleasant for considerable time.

Ladies' hand Wash.

Glycerine,	-	-	-	-	2 oz.
Baking	-	-	-	.	1 ½ dr.
Oil of Lavender,	-	-	-	-	½ dr.
Water,	-	-	-	-	6 oz.

Mix and use twice a day.

Milk of Almonds for the Complexion.

Sweet Almonds or Pits,	-	-	¼ lb.
Nice White or Curd Soap,	-	-	¼ oz.
Rose Water.	-	-	1 qt.

Pour boiling water over the almond meats for three or four minutes; then pour off and put on cold water for a minute or two; then pour off again, and with the fingers slip off the meat skins; now rub them and the soap in a mortar or bowl to a fine pulp for ten or fifteen minutes, then begin to add the rose water and rub to a milky appearance; then strain and bottle for use. To be applied after washing by means of a towel or cloth.

To Eradicate Pimples and Faceworms.

Dab the spots three or four times daily with strong spirits of camphor, and take a little sulphur every second evening for two or three weeks which has been mixed up with a little syrup—not over half a teaspoonful.

Recipe for Removing Freckles.

White Wax,	- - - - -	1 oz.
Pure Paraffine,	- - - - -	1 oz.
Oil Sweet Almonds,	- - - - -	1 $\frac{3}{4}$ oz.
Lanoline,	- - - - -	1 $\frac{1}{2}$ oz.
Borax,	- - - - -	$\frac{1}{2}$ dr.
Olive Oil,	- - - - -	1 $\frac{3}{4}$ oz.
Otto Rose,	- - - - -	4 drops.
Oil Lavender,	- - - - -	5 drops.
Corrosive Sublimate,	- - - - -	7 gr.
Distilled Water,	- - - - -	2 $\frac{1}{2}$ oz.

Florida Water Recipe.

Bergamot,	- - - - -	2 oz.
Lavender,	- - - - -	1 oz.
Cloves,	- - - - -	$\frac{1}{4}$ oz.
Extract Livit.	- - - - -	1 oz.
Opnifinto,	- - - - -	$\frac{1}{4}$ oz.
Alcohol,	- - - - -	2 gal.
Water,	- - - - -	4 pts.

Hungary Water.

(FOR THE HANDKERCHIEF.)

Alcohol,	- - - - -	1 qt.
Rosemary,	- - - - -	$\frac{1}{2}$ oz.
Oil of Lemon Peel,	- - - - -	$\frac{1}{4}$ oz.

Oil of Balm,	-	-	-	1/4 oz.
Oil of Mint,	-	-	-	7 drops.
Essence of Rose,	-	-	-	1/4 pt.
Essence Orange Flowers,	-	-	-	1/4 pt.

Mix well, and it is ready for use.

Solid Perfume.

This is made by putting four ounces of paraffine in a water bath, adding the following odorous substances when nearly cool, and molding into small tablets.

Oil of Lavender,	-	-	-	2 fl. dr.
Oil of Cloves,	-	-	-	2 fl. dr.
Oil of Rose Geranium,	-	-	-	20 m.
Oil of Bergamot,	-	-	-	2 fl. dr.
Vanillin,	-	-	-	10 gr.

Liquid Perfume.

Com. Spirit of Rose,	-	-	-	4 fl. oz.
Essence of Rose,	-	-	-	1 fl. oz.
Essence of Tuberose,	-	-	-	4 fl. oz.
Essence of Cassia,	-	-	-	2 fl. oz.
Essence of Jassmine,	-	-	-	1 fl. oz.

Jockey Club Perfume.

Essence of Orange Flowers,	-	1 fl. oz.
Tincture of Civet,	-	1 fl. oz.
Tincture of Musk,	-	1 fl. oz.

Mix and bottle.

Ylang-Ylang Extract.

Spirit of Ylang-Ylang,	-	8 fl. oz.
Com. Spirits of Rose,	-	4 fl. oz.
Essence of Jasmine,	-	2 fl. oz.
Tincture of Civet,	-	2 fl. oz.

Preparation for Softening the Skin Called "Skin Food."

Petrolatum White,	-	14 av. oz.
Paraffine Wax,	-	1 av. oz.
Lanolin,	-	4 av. oz.
Water,	-	6 fl. oz.
Oil of Rose,	-	5 drops.
Vanilian,	-	4 gr.
Alcohol,	-	2 fl. dr.

Melt the wax; add the petrolatum and lanoline, pour into a warm mortar or bowl, and, with constant stirring, incorporate the water. When nearly cold, add the oil and vanilian dissolved in alcohol. This preparation may be tinted by using alkanet root.

Treatment for Ingrowing Toe-nails.

Morning and night drop two drops of perchloride of iron of 30° into the groove of the nail, and let the nail grow until it can be cut squarely to the extremity of the toe. If the edge of a nail rests on a woody-looking unsensitive tissue, remove this thickened skin, which can be done almost without pain, and continue the application of the perchlorides every day until the skin has been removed two or three times. Success is then assured.

Recipe for Eradicating Corns.

Salicylic Acid, - - - 30 gr.
 Lactic Acid Concentrated, - 20 gr.
 Collodion, enough for - 1 fl. oz.

To be applied four or five nights consecutively, followed and preceded by a hot bath, when the corn can be picked out. For better results, cut or scrape off the callous tissue before applying.

Remedy for Ingrown Toe-nails.

Liquified Chloride of Lime. Apply one drop at night.

For the Removal of Warts.

Calomel,	- - - - -	30 gr.
Boric Acid,	- - - - -	15 gr.
Salicylic Acid,	- - - - -	5 gr.
Cinebar,	- - - - -	3 gr.

Rub wart two or three times daily, always cutting off the outer hard layer of cuticle.

Remedy for Removal of Moles.

Tartar Emetic (fine),	- - - - -	30 gr.
Soap Plaster,	- - - - -	1 ½ dr.
Venice Turpentine,	- - - - -	½ dr.

Mix, and spread on adhesive plaster, and apply firmly to the surface of the mole and remove when suppuration sets in

A Welding and Tempering Compound for Recarbonizing Steel after it has been Burnt.

Burnt Borax,	- - - - -	1 lb.
Carbonate of Soda <i>Iron</i> ,	- - - - -	2 oz.
Bi-Carbonate of Soda,	- - - - -	½ oz.

Mix together and keep dry. Put a kettle on the stove; put in borax and mix well; when borax is quite hot, put in bi-carbonate of soda and carbonate of iron, and keep mixing until it half fills the kettle; put in vessel and keep dry. This you will find the best that has yet been discovered for welding steel.

Hardening Composition for Steel.

Spermaceti Oil,	- - - -	95 qts.
Melted Tallow,	- - - -	20 lbs.
Neatsfoot Oil,	- - - -	4½ qts.
Pitch,	- - - -	1 lb.
Rosin,	- - - -	3 lbs.

Melt the rosin and pitch together, add the other ingredients, and heat all in an iron vessel until all the moisture is driven out and the heated mass ignites from a burning chip held over it; the flame is at once extinguished by a close-fitting lid.

In using the method for saw blades, they are first heated in a suitable furnace, and then placed vertically—teeth upward—in troughs filled with the mixture. After a sufficient cooling they are taken out and wiped with a piece of leather so that only a slight film of the fat remains. They are then placed flat over a coal fire until a coating of the fat ignites, which may burn as freely as required for great hardness. Screws, or other articles which require a less degree of hardness, are dipped in the mixture, and brought to a white heat.

Composition to Toughen Steel.

Resin,	- - - -	2 lbs.
Tallow,	- - - -	2 lbs.
Black Pitch,	- - - -	2 lbs.

Mix together, and dip the steel in when hot.

To Drill Holes in Cast-iron.

By means of carbolic acid a hole one-quarter of an inch in diameter has been drilled through half-inch thickness of cast-iron with a carpenter's brace.

To Drill Hardened Steel.

Cover your steel with melted beeswax, and when cold make a hole in the beeswax with a fine-pointed needle the size of the hole you require; put a drop of strong nitric acid upon it, and after an hour rinse off and apply again. It will gradually eat through.

Gold Plating Solution.

Gold Amalgam,	-	-	-	½ oz.
Nitro Muriatic Acid,	-	-	-	1 oz.
Alcohol,	-	-	-	2 oz.

Dissolve the amalgam in the acid and then add the alcohol. Thoroughly clean the article to be plated and then apply the solution with a soft rag; rinse and dry in sawdust and polish with chamois skin.

Recipe for Cleaning Wall Paper.

Blue Vitriol,	- - - -	1 oz.
Caustic Potash,	- - - -	½ oz.
Glycerine,	- - - -	1 oz.
Sassafras,	- - - -	1 oz.
Wheat Flour,	to make it a thick dough.	

Mix, by heating water to the boiling point; add one ounce blue vitriol when boiling; stir in the flour until it is a thick dough, then let it cool until it is quite dry and crumbly, then put it on a table and work in one-half ounce of potash, one ounce each of glycerine and sassafras.

Mixture for Cleaning Show Windows, Mirrors, Etc.

Moisten calcined magnesia with pure benzine. The mixture should be kept in bottles with glass stoppers. Use by placing a little of the mixture on a wad of cotton and apply to the glass. This gives an excellent polish.

Process of Making Hard Soap.

Sal Soda and Lard, each	- - - -	6 lbs.
Stone Lime,	- - - -	3 lbs.
Soft Water,	- - - -	4 gals.

Dissolve the lime and the soda in water by boiling, stirring, and settling; pour off then return to the kettle (brass or copper); add the lard and boil it until it becomes soap, then pour into a dish or molds, and when cool cut it in bars and dry it.

Baking Powder.

FOR HOME USE—THE BEST.

Pure Cream Tartar,	-	-	-	8 oz.
Pure Baking Soda,	-	-	-	4 oz.
Corn Starch,	-	-	-	8 oz.

This is the best that can be made. Use one to two teaspoonfuls to a quart of flour.

This is another cheaper baking powder :

C. Tartar,	-	-	-	4 oz.
B. Soda,	-	-	-	9 oz.
Tartartic Acid,	-	-	-	4 oz.
Flour,	-	-	-	10 oz.

Mix, and use the same as above.

Gum, or Paste for Office Use.

Soft water,	-	-	-	3 oz.
Gum Arabic	-	-	-	1 oz
Glycerine,	-	-	-	$\frac{1}{4}$ oz.

Dissolve by heat, and bottle for use. The glycerine prevents it from spoiling, and does not injure its stickiness.

How to Frost Glass.

A strong solution of sulphate of zinc in water is used upon the outside of the glass which, after it becomes dry, is covered with a coat of varnish. It obstructs people from looking in, yet does not prevent the light.

How to Make Ice Cream.

Milk,	-	-	-	-	-	3 qt.
Sweet Cream,	-	-	-	-	-	1 qt.
Eggs,	-	-	-	-	-	1 doz.
Coffee Sugar,	-	-	-	-	-	1 lb.
Flavor, to suit taste.						

Bring the milk and cream to a scalding heat and remove from the fire, and, having the eggs to a perfect froth, stir them in quickly, adding the sugar and flavoring, it is ready to freeze.

Lemonade Powders.

Pulverized Sugar,	-	-	-	-	3 oz.
Citric Acid,	-	-	-	-	$\frac{1}{4}$ oz.
Oil of Lemon,	-	-	-	-	5 drops.

Thoroughly mix the articles. Bottle and cork and keep from the air. A teaspoonful of the mixture to a half pint of cold water make a pleasant lemonade.

Lemon Cream.

Squeeze a large lemon and grate the peel, add one and a-half cups of water and heat over a fire. Rub two table-spoonfuls of cornstarch smooth, and beat the yolks of three eggs. Then stir the lemon water gradually into the cornstarch, add the egg, and set it on the fire to thicken gradually, like boiled custard; after this is done, beat the whites of the eggs stiff, and stir them in; and pour into small tumblers and set aside to cool. They are delicious. Try them.

How I Iron Shirts.

Take two ounces of spermacito, one ounce of white wax, one ounce of paraffine, mix, and put in a saucer over a tea kettle in which hot water is boiling, until melted, stirring several times; then let it get cold, after which put it in a clean box for use.

To make the starch: For two shirts, collars, and cuffs, take one tablespoonful of starch dissolved in water; shave a piece of the above into it the size of a bean; pour boiling water into it until thick, cook twenty minutes, and set away to cool. Take one tablespoonful of starch, dissolve it in cold water, and when the boiled gets luke warm, pour it over it, stir well and strain.

Have the garments dry, and lay the starch on the wrong side and work it through, (be careful that the right side is wet through), then roll up in a clean cloth, and leave stand for a few minutes; stretch them on a bosom board and with a damp cloth rub out all wrinkles; lay a fine cloth over and iron twice; take off the cloth and iron perfectly dry. For the polishing process you need a good, smooth, hard board. Put the bosom on the board, dip a clean, white cloth in water, wring dry and rub lightly over the bosom, then rub it with a dry cloth and polish it with back of iron or polishing iron, and your shirts and collars will give you satisfaction.

Rarey's Original Horse Liniment.

Alcohol,	-	8 OZ.
Spirit Turpentine,	-	8 OZ.
Oil of Sassafras,	-	1 OZ.

Oil of Pennyroyal,	-	-	-	1 OZ.
Oil of Origanum,	-	-	-	1 OZ.
British Oil,	-	-	-	1 OZ.
Tincture of Arnica,	-	-	-	1 OZ.
Tincture of Cantharides,	-	-	-	1 OZ.
Tincture of Camphor,	-	-	-	1 OZ.
Aqua Ammonia,	-	-	-	1 OZ.

Mix them and make a liniment. This you will find the best thing that has yet been found for sprains, cuts bruises, etc.

To Cure a Heavey Horse in One Day.

The following will be found an effective cure :

Mix one tablespoonful plaster paris in three quarts of chaff and feed same three times a week. If the heaves are very bad add a "little blood root." As long as this is fed to a horse you will never notice the heaves on him, nor will they prevent him from any kind of work.

Lightning Rheumatic Liniment.

Oil of Spike,	-	-	-	2 OZ.
Oil of Origanum	-	-	-	2 OZ.
Oil of Wormwood,	-	-	-	2 OZ.
Spirits Turpentine,	-	-	-	3 OZ.
Camphor Gum,	-	-	-	½ OZ.
Aqua Ammonia,	-	-	-	1 OZ.

Oil of Cedar, - - - - - ½ oz.
 Alcohol, - - - - - 1 pt.

Mix all together. and apply to the affected parts, rubbing well.

Cure for Erysipelas.

Internally :

Quinine, - - - - - ½ dr.
 Tincture of Chloride Iron, - - - - - 1 oz.
 Water, - - - - - 3 oz.

Take one teaspoonful three times a day.

Externally :

Sugar of Lead, - - - - - 2 dr.
 Tincture of Opium, - - - - - 1 oz.
 Water, - - - - - 8 oz.

Mix, and rub on affected parts.

Diarrhæa and Dysentery Remedy.

Fluid Ext. of Blackberry Root, 3 fl. oz.
 Aromatic Syrup of Rhubarb, - - - - - 8 oz.
 Fluid Ext. of Hamamelis, - - - - - 3 oz.
 Tincture of Opium, - - - - - 2 oz.

Mix. Dose for adults, a teaspoonful every three hours ;
 a child should be given five drops for every year of its age.

A Sure Cure for Dyspepsia.

Sodium Bi-Carbonate,	-	1 av. oz.
Sodium Sulphate,	- -	2 av. oz.
Tincture Gentian Compound,		4 fl. oz.
Fluid Ext. of Senna,	-	2 fl. dr.
Fluid Ext. of Rhubarb,	-	4 fl. dr.
Oil of Carraway,	- -	20 drops.
Water sufficient to make	-	16 oz.

Dissolve the sodium sulphate and soda in water, add the oil of carraway to the tincture and fluid extracts and mix together. Dose, a teaspoonful after meals and at bed-time, in water.

Catarrh Remedy.

Menthol,	- - - -	5 gr.
Sugar,	- - - -	1 av. oz.

Mix, and use as a snuff.

Another Catarrh Snuff.

Calomel,	- - - -	1 dr.
Camphor Pulverized,	- - - -	1 dr.
Acacia,	- - - -	2 dr.

Use as above.

Recipe for Keeping the Hair in Curl.

Powdered Borax,	-	-	-	1 av. oz.
Gum Arabic,	-	-	-	30 gr.
Spirits of Camphor,	-	-	-	6 fl. dr.
Warm Water,	-	-	-	16 fl. oz.

Dissolve the solids in warm water, and when cold add the camphor. Wet the hair with above and roll in papers as usual, unroll and form in ringlets.

Earache Remedy.

Olive Oil,	-	-	-	4 fl. dr.
Chloroform,	-	-	-	4 fl. dr.

Three drops of this mixture on absorbent cotton and placed in ear, some also being rubbed behind ear, will cure the worst earache.

Solution for the removal of stains from Clothes.

Oil of Turpentine,	-	-	-	3 fl. oz.
Benzine,	-	-	-	3 fl. oz.
Ammonia Water,	-	-	-	3 fl. oz.
Alcohol,	-	-	-	4 fl. oz.

Sticky Fly Paper.

Resin,	- - -	6 av. oz.
Lard Oil,	- - -	2 fl. oz.
Turpentine,	- - -	1 av. oz.

Melt the resin upon a water bath, add the other ingredients and spread upon the paper. The sticky compound is put on whilst warm by means of a brush.

Cement for Glass.

Brown Glue,	- - -	4 av. oz.
Acetic (96 per cent.),	- - -	6 av. oz.
Powd. Bi-carbonate Ammonium,	- - -	90 gr.

Dissolve the glue with the ammonium bi-carbonate in water by moderate heat, and keep it preserved from the light. Apply to the surface to be cemented. Tie together and set aside for several days, then expose to strong sunlight.

Cement for Rubber.

Carbon Bisulphate,	- - -	8 fl. oz.
Gutta Percha,	- - -	½ av. oz.
Resin - - - - -	- - -	40 gr.

Mix.

Black Writing Ink.

Logwood Extract, - - - 4½ av. oz.
 Water, - - - - - 20 fl. oz.

Mix. Dissolve the extract in the water on a water-bath ;
 set aside for eight days and decant the clear liquid.

Day and Martin's Blacking.

Ivory Black, - - - - - 16 av. oz.
 Sulphuric Acid Commercial, 4 fl. dr.
 Olive Oil, - - - - - 1 fl. oz.
 Sugar, - - - - - 16 av. oz.
 Diluted Acetic Acid, enough
 to make - - - - - 1 gal.

Invisible Ink.

Cobalt Chloride, - - - 150 gr.
 Glycerine - - - - - ½ fl. dr.
 Water, - - - - - 3 fl. oz.

Mix, and dissolve. The characters traced with this ink
 become blue on gently heating the liquid.

Remedy for Removal of Films in the Eye.

Take three cents' worth of sulphate of zinc, pulverize
 fine and mix with lard to form an ointment, and apply twice
 daily for several weeks. The longer standing the film, the
 longer the application will require to be followed, as it is
 not desired to put in so much as will create inflammation.

Maple Syrup and Sugar.

It is astonishing that nine-tenths of the maple syrup and sugar that are sold as the genuine articles, are nothing more than clever imitations. The method of making the best quality of these imitations, and which really defies detection of a majority of dealers and consumers, is very cheap and simple. A gallon of the syrup costing about fifty cents, and the sugar simply the cost of the ordinary cheap sugar.

We are told by a Mr. Baldwin, of Kentucky, a son of the reputed discoverer of the secret of producing maple flavoring, that various manufacturers of imitations of maple sugar and syrups in large cities had paid his father thousands of dollars in royalties for his discovery.

Procure a quantity of the rough outside bark of what is known as the scaly bark hickory tree. Take about three or four pounds of the bark and boil in one-half gallon of water until it is reduced to a quart, then strain and add five pounds of brown sugar, heat again and thoroughly dissolve, when it is ready for use. To make the sugar, simply boil the syrup until it is reduced back to sugar again, and when it is made properly, the flavor and appearance of the genuine article is obtained.

Artificial Honey.

Clarified Sugar,	-	-	10 lbs.
Pure Honey (strained),	-	-	3 lbs:
Soft water,	-	-	3-pts.
C. Tartar,	-	-	1 dr.
Essence Peppermint,	-	-	10 drops.

Dissolve the sugar in the water by the aid of gentle heat ; take off the scum, and the honey and the cream of tartar

previously dissolved in a little water ; bring to a boiling point, stir well and then let cool.

French Furniture Polish.

This is the best article that can be made for restoring the lustre and color of furniture.

Butter of Antimony	-	-	3 fl. oz.
Linseed Oil,	-	-	12 fl. oz.
Alcohol,	-	-	6 fl. oz.
Shellac,	-	-	2 av. oz.
Oil of Turpentine,	-	-	10 fl. oz.
Hydrochloric Acid,	-	-	1 oz.

Dissolve the shellac in the alcohol and add the linseed oil and turpentine, then add the hydrochloric acid and butter of antimony, which has been previously mixed, and thoroughly mix together. Apply with a tuft of cotton, and finish by rubbing down with a woolen rag.

Another cheaper Polish.

P. T. H. Polish—the last coat that is given in the “Pullman Car Works.”

Raw Linseed Oil,	-	-	1 1/2 pt.
W. W. Vinegar,	-	-	1/2 pt.
Paraffine,	-	-	1 oz.
Tartartic Acid,	-	-	1/4 oz.

Mix paraffine and vinegar together until paraffine is dissolved, then add other ingredients. Put in a bottle and shake until it is a light cream color, when it is ready for use.

Bronchocele, Goitre, or Swelled Neck.

CAUSED BY A SCROFULOUS TENDENCY IN THE SYSTEM.

Treatment:

Tonic:—

Fl. Ext. Sarasparilla,	- - -	½ pt.
Gentian,	- - -	½ pt.
Iodide of Potash,	- - -	½ oz.
Iodide of Ammonia	- - -	½ oz.

Dissolve and mix, and keep well corked.

Ointment for same:—

Iodide of Potash,	- - -	½ oz.
Iodine,	- - -	¼ oz.
Sal Ammoniac,	- - -	¼ oz.

Rub all the articles fine, and well with lard, and keep boxed, or in a wide-mouthed bottle, corked. Apply twice daily by rubbing and warming in well, and keep it up as long as may be necessary.

Sure Headache Cure.

ELECTRIC SAND.

Fill up one bottle with sugar and drop three drops of oil of mustard and ten drops of peppermint into it, shake well, and inhale into the nostrils. You will find this an immediate cure.

For Earache.

Tincture of Opii, - - - 1 oz.

Glycerine, - - - - 1 oz.

Mix, and put eight drops into ear off the point of a spoon warmed, every twenty minutes until relieved.

Eye Water.

White Vitriol, - - - - 3 gr.

Potassum Nitrate, - - - 2 gr.

Soft Water, - - - - 2 oz.

Put three drops into eye at night.

Eye Water.

Antimoniated Lactate of Potash, 1 gr.

Distilled Water, - - - 1 oz.

Instil a few drops of this solution into the eye three times a day.

Sure Cure for the Grippe.

Sulphate of Quinine, - - - 10 gr.

Infusion of Coffee, - - - 4 oz.

Syrup of Turpentine, - - - 1 oz.

Mix. One tablespoonful to be taken every hour for four days.

Cure for Sick Headache.

Bromide of Potassium, - - - 1 oz.
 Distilled Water, - - - 10 oz.

One teaspoonful before the mid-day meal, and two on going to bed. To counteract periodical sick headache—bitter herb tea. During the attack the patient will take the following powder three or four times a day :

Hydrochlorate of Morphine, - - - 1 gr.
 Pulverized Sugar, - - - 15 gr.

Mix with care.

Eye Water.

Borate of Soda, - - - 2½ dr.
 Extract of Hyosecyamis, - - - 1½ dr.
 Decotion of Althae, - - - 6 oz.

Dissolve. In applying, warm part of a solution in a cup and moisten a piece of linen folded eight times and apply to the closed eyes for twenty five to fifty minutes every two hours for three days.

Inflammatory Sore Throat.

Bromide of Potassium, - - - 4 gr.
 Hydrochlorate of Cocaine, - - - 8 m.
 Neutrat Glycerine, - - - 2½ dr.
 Hydrolate of Mint, - - - 2½ dr.

Dissolve. With a camel's hair pencil moistened with this solution, paint the pharynx when it is the seat of this stubborn spasmodic cough, and observed in some cases of a very painful inflammatory sore throat.

Cure for Chilblains.

Take four ounces of alum and dissolve in sufficient water to bathe the feet on going to bed ; do not dry after bathing, but let the solution remain on surface ; repeat five or six times, when chilblains will disappear.

King of Liniments for Diphtheria.

Camphor Gum,	-	-	-	-	1/2 oz.
Turpentine Spirits,	-	-	-	-	1/2 oz.
Reglon,	-	-	-	-	1/2 oz.
Oil Spike,	-	-	-	-	1/2 oz.
Olive Oil,	-	-	-	-	1/2 oz.
Hartshorn,	-	-	-	-	1/2 oz.
Glycerine,	-	-	-	-	1 dr.

Mix, and dissolve. Dose—Children under six years, 6 to 10 drops ; under one year, 3 to 6 drops ; under ten years, 10 to 20 drops ; adults, 25 to 30 drops ; to be given in sweet cream every four hours. Swabbing the throat with it in its pure state will be beneficial.

Radway's Ready Relief.

Soap Liniment,	-	-	-	3 fl. oz.
Tincture of Capsicum,	-	-	-	1 fl. oz.
Ammonia Water,	-	-	-	1 fl. oz.
Alcohol,	-	-	-	1 fl. oz.

Mix.

St. Jacob's Oil.

Camphor,	- - - -	1 oz.
Tincture of Aconite Root,	- - - -	2 fl. oz.
Ether,	- - - -	1 fl. oz.
Oil of Cedar,	- - - -	4 fl. oz.
Alcohol, enough to make	- - - -	16 fl. oz.
Tincture of Alkanet, enough to color.	- - - -	

Mix.

Beecham's Pills.

Aloes,	- - - -	480 gr.
Rhubarb,	- - - -	90 gr.
Sodium Sulphate,	- - - -	24 gr.
Saffron Powder,	- - - -	24 gr.

Make into 3-grain pills.

Bromo-Seltzer.

Acetanilide,	- - - -	$\frac{1}{2}$ av. oz.
Tartartic Acid,	- - - -	$2\frac{1}{2}$ av. oz.
Sodium Bi-Carbonate,	- - - -	$2\frac{1}{2}$ av. oz.
Potassuim Bromide,	- - - -	1 av. oz.
Sugar,	- - - -	2 av. oz.

Mix.

Pierce's Golden Medical Discovery.

Lactucarium, - - - -	1 part.
Honey, - - - -	15 parts.
Tincture of Opium, - - -	2½ parts.
Alcohol, - - - -	70 parts.
Water, - - - -	135 parts.

Mix.

Spermatorrhœa.

Lupulin, - - - -	10 gr.
Pulverized Camphor, - -	10 gr.
Extract Belladonna, - -	2 gr.

Make into ten pills. Dose—From 2 to 5 daily. To check nocturnal emissions—cold lotions on the perineum; also an injection of cold water into the urethra every night on going to bed; abstain from all excitants; keep the bowels free

FEMALE COMPLAINTS.

Injection for Dysmenorrhœa.

Assafoetida, - - - -	4 dr.
Yolk of Egg, - - - -	20 dr.
Sydenham Laudanum, - -	1 dr.
Extract of Valerian, - -	2 dr.
Decoction of Marshmallow, -	3 oz.

For counteracting the menstrual pains of hysterical women.

Draughts for Dysmenorrhœa.

Tincture of Cannabis Indica,	-	20 m.
Hydrolate of Cherry-Laurel,	-	2 ½ dr.
Hydrolate of Linden,	-	3 oz.
Syrup of Opium,	-	5 dr.
Syrup of Ether,	-	5 dr.

Dose—One teaspoonful every hour during the attacks, when it is known not to be caused by contractions of either the internal or external orifice. In case of severe pains, employ hypodermic injections of hydrochlorate of morphine, or douches of chloroform in the vagina.

Treatment for Accidental Amenorrhœa.

If the suppression of the menses is caused by getting chilled one or more warm "baths hip" and cover the patient with warm clothes, and give diffusible stimulants, such as æther and drinks of sage. Apply warm and moist fomentations to the lower abdomen, and mustard plasters may be applied to the inner surface of the thighs. If the suppression is caused by extreme emotion, endeavor to counteract nervous excitement by means of calmants. Continue this treatment for several days, and repeat it for several days.

Treatment of Membranous Dysmenorrhœa.

When the menses are painful, whether followed by considerable losses or not, antipyrine is prescribed internally at the beginning of the menstrual period; or, better, twenty

drops of the above may be administered as a wash. The pains, which recur every month and last for several hours, cease suddenly, and the catamenia proceed without further difficulty. Repeat the treatment at the return of each period.

Treatment for Leucorrhœa.

Injection :

Myrtle Leaves or Berries, - $\frac{1}{2}$ to 1 oz.
Boiling Water, - - - - - 1 qt.

Make a solution. This is a cure for vaginal leucorrhœa. It is astringent, allaying the pains accompanying leucorrhœa, and remedy the relaxation which complicate the mucous or purulent discharges from the vagina. It may also be used as an injection for vaginitis in women.

Anti-Leucorrhœal Lotion.

“Leucorrhœa in young girls,” says Dr. Bonchit, “is due to inflammation of the vulvæ, and not of the vagina or the womb. That is the complaint that must be treated both locally and generally. The local treatment consists: First, in maintaining extreme cleanliness in the parts affected, by means of washing with bran water; and, second, by modifying the inflamed surfaces. To fulfil this indication, use a solution of carbolic acid—seventy-five grains to a quart of water—in hip baths, or in lotions. In the interval between the lotions, keep a piece of lint impregnated with a solution of coal tar, or covered with Red Precipitate Ointment, between the vulvæ. For internal medication pure

cod liver oil in young girls of scrofulous habit, and arsenical preparations in those of herpetic."

In Sexual Debility.

Pulveris Cantharidis, - - - 18 gr.

Pulveris Opii, - - - 35 gr.

Pulverized Camphor, - - - 35 gr.

To be made in thirty-six pills, using as much confection of rose as necessary, taking one every night.

Menorrhagia (excessive menstrual flow).

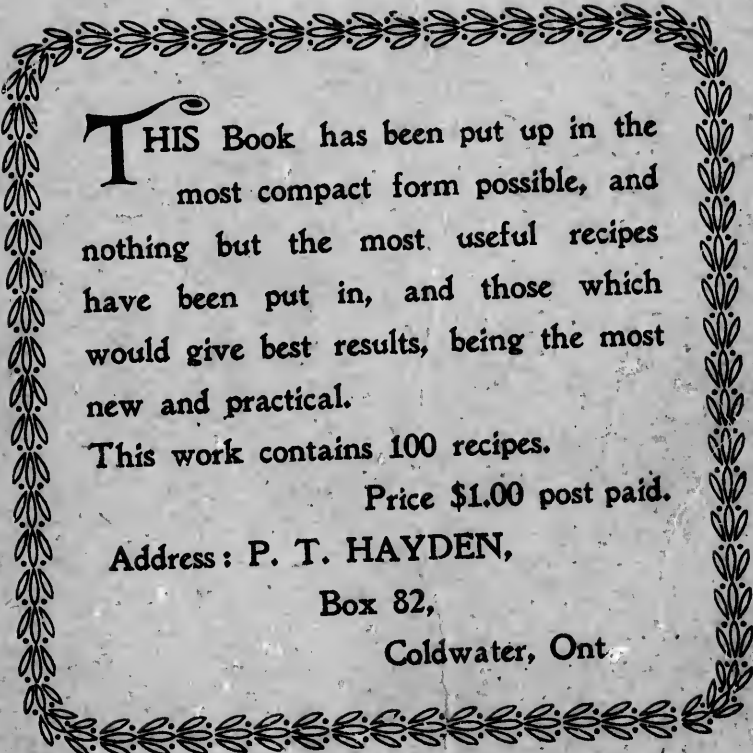
Tincture Ferri Chloride, - 2 ½ dr.

Acid Phosphoric (diluted), - 3 ½ dr.

Syrup Citric Acid (as much as
necessary to make - - - 4 oz.

Take a desertspoonful three times a day when pale and debilitated.

Joseph Pawlak. 27/11/91 Gift

A decorative border consisting of a repeating pattern of stylized leaves or floral motifs, arranged in a rectangular shape around the central text.

THIS Book has been put up in the most compact form possible, and nothing but the most useful recipes have been put in, and those which would give best results, being the most new and practical.

This work contains 100 recipes.

Price \$1.00 post paid.

Address: P. T. HAYDEN,

Box 82,

Coldwater, Ont.

