


## Technical and Bibliographic Notes / Notes techniques et bibliographiques

The Institute has attempted to obtain the best original copy available for scanning. Features of this copy which may be bibliographically unique, which may alter any of the images in the reproduction, or which may significantly change the usual method of scanning are checked below.

L'Institut a numérisé le meilleur exemplaire qu'il lui a été possible de se procurer. Les détails de cet exemplaire qui sont peut-être uniques du point de vue bibliographique, qui peuvent modifier une image reproduite, ou qui peuvent exiger une modification dans la méthode normale de numérisation sont indiqués ci-dessous.

- |                                     |   |                                     |   |
|-------------------------------------|---|-------------------------------------|---|
| <input type="checkbox"/>            | Coloured covers /<br>Couverture de couleur  | <input type="checkbox"/>            | Coloured pages / Pages de couleur   |
| <input type="checkbox"/>            | Covers damaged /<br>Couverture endommagée   | <input type="checkbox"/>            | Pages damaged / Pages endommagées   |
| <input type="checkbox"/>            | Covers restored and/or laminated /<br>Couverture restaurée et/ou pelliculée   | <input type="checkbox"/>            | Pages restored and/or laminated /<br>Pages restaurées et/ou pelliculées   |
| <input type="checkbox"/>            | Cover title missing /<br>Le titre de couverture manque  | <input checked="" type="checkbox"/> | Pages discoloured, stained or foxed/<br>Pages décolorées, tachetées ou piquées  |
| <input type="checkbox"/>            | Coloured maps /<br>Cartes géographiques en couleur  | <input type="checkbox"/>            | Pages detached / Pages détachées  |
| <input type="checkbox"/>            | Coloured ink (i.e. other than blue or black) /<br>Encre de couleur (i.e. autre que bleue ou noire)  | <input checked="" type="checkbox"/> | Showthrough / Transparence  |
| <input type="checkbox"/>            | Coloured plates and/or illustrations /<br>Planches et/ou illustrations en couleur   | <input checked="" type="checkbox"/> | Quality of print varies /<br>Qualité inégale de l'impression  |
| <input checked="" type="checkbox"/> | Bound with other material /<br>Relié avec d'autres documents  | <input type="checkbox"/>            | Includes supplementary materials /<br>Comprend du matériel supplémentaire   |
| <input type="checkbox"/>            | Only edition available /<br>Seule édition disponible  | <input type="checkbox"/>            | Blank leaves added during restorations may<br>appear within the text. Whenever possible, these<br>have been omitted from scanning / Il se peut que<br>certaines pages blanches ajoutées lors d'une<br>restauration apparaissent dans le texte, mais,<br>lorsque cela était possible, ces pages n'ont pas<br>été numérisées. |
| <input type="checkbox"/>            | Tight binding may cause shadows or distortion<br>along interior margin / La reliure serrée peut<br>causer de l'ombre ou de la distorsion le long de la<br>marge intérieure. |                                     |   |
| <input checked="" type="checkbox"/> | Additional comments /<br>Commentaires supplémentaires:  |                                     | Continuous pagination.  |



"THE GREATEST POSSIBLE GOOD TO THE GREATEST POSSIBLE NUMBER."

Vol. I.

BEETON, ONTARIO, APRIL 8, 1885.

№. 2

## TABLE OF CONTENTS

A Much Felt Want.....	20
A Correction.....	24
A New Device.....	24
A Big Volume.....	24
Advertisers.....	24
A Neglected Comment.....	24
A Successful Bee-Keeper.....	26
A New Orleans Essay.....	27
Care of Bees before Setting Out in Spring.....	19
Conventions.....	24
Clubbing Rates.....	24
Cloth Cushions.....	25
Can Bees be Killed.....	26
Complimentary.....	26
Dysentery.....	25
Further talk about Sections, &c.....	18
Listowel Bee-Keepers' Convention.....	28
North Middlesex Convention.....	24
Report of Winter Quarters.....	19
Sections and Section Cases.....	20
Spring Feeding.....	21
Subscriptions.....	24
The Name of our Journal.....	18
To Subscribers.....	24
They Answer for Both.....	25
Which is the More Profitable.....	22
Wiring Brood Frames.....	23

## CLUBBING RATES.

### THE CANADIAN BEE JOURNAL

AND "Gleanings," semi-monthly.....	\$1.75
" "American Bee Journal," weekly.....	1.75
" "American Apiculturist," monthly.....	1.75
" "Bee-Keepers' Magazine," monthly.....	1.75
" "Bee-Keeper's Guide," monthly.....	1.75
" "Texas Bee Journal".....	1.50
" "Rays of Light".....	1.35

## TO CONTRIBUTORS

Communications on any subject of interest to the Bee-keeping fraternity are always welcome, and are solicited.

Beginners will find our Query Department of much value. All questions will be answered by thoroughly practical men. Questions solicited.

When editing in anything intended for the JOURNAL do not mix it up with a business communication. Use different sheets of paper. Both may, however be enclosed in the same envelope.

Reports from subscribers are always welcome. They assist greatly in making the JOURNAL interesting. If any particular system of management has contributed to your success, and you are willing that your neighbors should know it, tell them through the medium of the JOURNAL.

## ADVERTISING RATES.

All advertisements will be inserted at the following rates:

### TANSIENT ADVERTISEMENTS.

10 cents per line for the first insertion, and 5 cents per line for each subsequent insertion.

Space measured by a scale of solid nonpareil of which there are twelve lines to the inch, and about nine words to each line.

### STANDING ADVERTISEMENTS.

	1 MOS.	6 MOS.	12 MOS.
One inch.....	3.00	5.00	8.00
Two inches.....	4.50	7.50	12.00
Three inches.....	6.00	10.00	16.00
Four inches.....	8.00	13.50	20.00
Six inches.....	10.00	15.00	24.00
Eight inches.....	12.50	20.00	30.00

### TERMS—STRICTLY CASH.

Contract advertisements may be changed to suit the seasons. Transient advertisements inserted till forbid and charged accordingly.

## PUBLISHERS' NOTES.

We will always be glad to forward sample copies to those desiring such.

Send us the names of three subscribers with \$3 in cash and receive as a premium one C. B. J. Binder.

Send postal card for sample of leaflet, "Honey, some reasons why it should be eaten."

The CANADIAN BEE JOURNAL will be continued to each address until otherwise ordered, and all arrears paid.

Subscriptions are always acknowledged on the wrapper of first number (after receipt).

American Currency, stamps, Post Office orders, and New York and Chicago (par) drafts accepted at par in payment of subscription and advertising accounts.

# THE CANADIAN BEE JOURNAL.

JONES, MACPHERSON & CO.,

EDITORS AND PUBLISHERS,

BERTON, ONTARIO.

WEEKLY, \$1.00 per Year, Postpaid

D. A. JONES, - - - - - EDITOR.

F. H. MACPHERSON, AS'T ED'R, & BUS. M'GR.

## THE NAME OF OUR JOURNAL.

FRIEND NEWMAN, editor of the *American Bee Journal*, seems to think that we have taken an unwarrantable and inexcusable liberty, in calling our paper THE CANADIAN BEE JOURNAL, and we merely wish to mention that we had no thought of interfering with him or his paper in any way when choosing a name for our publication. It was always spoken of as the CANADIAN BEE JOURNAL by everybody, and it seemed to come quite naturally to us to call it by that name, as there is an *American Bee Journal*, a *British Bee Journal*. And why not a *Canadian Bee Journal*. We do not think that there will be any chance of bee-keepers getting the two mixed up so much that they won't be able to tell "t'other from which."

## FURTHER TALK ABOUT SECTIONS, SECTION FRAMES, ETC.

A NUMBER have asked for further information. Some wish to know on what system the sections are managed, as they are illustrated in three tiers without cases. This illustration is intended to represent the tiering up principle and we should have stated that it was intended to represent three cases of sections tiered up one above another, the cases being lifted off to show the sections. It merely illustrates the ease with which the bees could pass through to all parts of the section case. The sections may be tiered up even higher if desired; they may also be made any size

or any shape and yet carry out the principle of 'slotting.' We here give you two illustrations of section frames.

FIG. 1.

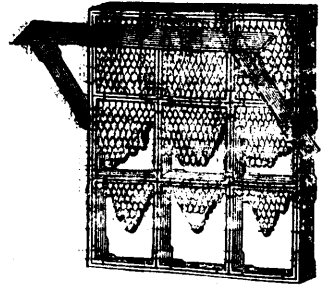


Figure No. 1, shows the reversible frame filled with sections and partially filled with honey, before being reversed.

FIG. 2.




Figure No. 2 shows the frames reversed.

These frames, as you will observe, are reversible, allowing the sections when partially capped over to be reversed, thus having them filled completely and all around. You will also notice the slotting or bee passages in the section frames to match the bee passages in the sections. Doubtless some will recollect that a number of years ago, at one of our North American Conventions, we there suggested the advisability of sometimes reversing sections, in order to have them filled out perfectly. Many devices are now in vogue and used by those experienced in the production of comb honey. Sections may be filled out without even reversing. Last year we exhibited these reversible frames at our exhibitions. Sections should not be

reversed until the section is filled out to the bottom and partially capped, then by reversing, the bottom becomes the top.

#### CARE OF BEES BEFORE SETTING OUT IN SPRING.

SEVERAL have asked what they should do to keep their bees quiet until the weather is suitable for setting them out. Some are wintering in cellars, others in repositories. The doors and windows may be opened at night to keep them cool where the temperature is too high. They should be opened gradually to prevent a current of fresh air rushing in and exciting the bees, but by opening them slowly, taking about five or ten minutes to do so, the bees are not excited and the temperature of the room may be reduced in this way at the same time giving the bees plenty of fresh air. Where it is not convenient or possible to open the windows or doors at night the temperature of the room may be kept down by placing snow or ice in sacks and elevating them to the top of the room. Some of our bee-houses not provided with refrigerators have the temperature reduced in this way. In the spring we take ordinary grain bags, fill them with snow or ice, placing the bag on the end of a board, rail or crotch allowing the bag to bend over the end of the board, which board or rail should be long enough to press the bag against the ceiling the other end resting on the ground or floor; by this means the snow is elevated to the top of the room and as the warm air ascends it is cooled. A room with a temperature of 60 to 80 may be reduced to 45 by so placing a few bags containing snow or ice against the ceiling. Some place water in large tanks; this does not cool the room near as readily and is more troublesome to prepare. I have reduced the temperature of rooms 35° by the former method in a short time. All this work should be

performed in the evening after dark, as it is very injurious to allow a glimmer of light to enter the repository especially when the temperature is higher than it should be.

#### REPORT OF WINTER QUARTERS.

SO far this has been a trying winter for colonies outside. The extremely cold spells have been of longer duration than they were either of the past two winters, severe as they were.

I have 30 colonies wintering outside, and 60 in a good cellar. Those in the cellar are all right yet at this writing, February 28th, quietly "hibernating," *a la* Clarke, having been in winter quarters since Nov. 25th. Those outside are all right so far as I know. I "called up" some of the more dubious ones just after this last cold snap, and they responded to the toast in good health. Nearly all, both inside and out, have pollen, more or less. If the other conditions are right I do not fear pollen in wintering. The outside hives are mostly packed in chaff and saw-dust, except the Jones double-walled hives which, with me, have invariably carried their colonies through safely with no other outside protection save the snow shoveled up about them during the coldest weather. I am satisfied this is the hive *par excellence* for outside wintering; also for successfully encountering the vicissitudes of weather in spring and fall, and indeed also the extreme heat of summer. With such a hive "spring dwindling" and the exigencies of outside wintering are very profitably and effectually discounted. In striving to solve the problem of successful wintering, my habit of late years has been to leave the very strong colonies outside and house the rest, and this, notwithstanding that my bee-cellar is large enough, and an excellent one. The present partitioned-off compartment is 10 x 20 and seven feet high, dry and frost-proof. There are three exhaust pipes six inches in diameter, one of which is connected with the kitchen stove-pipe above. The other two, which are directly connected with the outside atmosphere, are filled in during very cold weather with saw-dust cushions, thus preserving the heat and at the same time permitting the escape of moisture at all times. I make one of these pipes serve a very important and useful purpose periodically through the whole season during which the bees are confined in the cellar. About every two weeks, sometimes oftener, depending upon the weather, selecting a day when the atmosphere is dry and clear, and a good breeze stirring, I remove all the saw-dust stuffing

from this pipe leaving it quite open from the outside to the inner termination. I then turn the elbow on the outside in a direction to catch the wind, at the same time turning on the exhaust pipe connected with the stove. What is the result? In less than half an hour the air in the bee-cellar is thoroughly purified and sweetened and all dampness expelled. And this is done so quietly, without the introduction of light, that the bees remain perfectly undisturbed. For the permanent and constant ingress of fresh air, I utilize the cellar drain. The outlet or terminus of the drain is distant from the cellar some 250 feet; and as the pipe is below the frost, the air is well warmed in transit. Of course the terminus is connected with the free air above the snow by means of a pipe. In this bee-cellar I keep two glasses which show the temperature to range from 40° to 45° Fr.

ALLEN PRINGLE.

Selby, Ont.

Friend Pringle, it appears, like many others, is not afraid of pollen. There are now in our yards about one thousand colonies giving the pollen theory a good test this winter. We shall carefully note results and report, and hope others will do the same. You are right, Mr. Pringle, about shoveling snow up on the hives; some people shovel the snow away, and thus make a great mistake. If the snow was ten feet deep over our colonies, we would prefer to have it so to have none at all when wintering on summer stands. The arrangement of your air pipes is quite ingenious and will doubtless answer the purpose admirably.

#### SECTIONS AND SECTION CASES.

IT is, I think, becoming an established fact with many that our easiest way of obtaining comb honey in sections, will be, by means of surplus cases. This being granted there seem to be two chief methods adopted of retaining sections in the cases, one, (the so-called Heddon Method), divides the cases into three, by means of wooden partitions, the other dispensing with these partitions, resting sections on tin strips. After giving the subject much thought, and the arguments brought forward by the advocates of each method, I finally decided that the weight of advantages lay with the tin strips, and that I would not adopt the partition system After one season's

experience with it, working nearly 100 hives, I am glad to find I am satisfied with the working of the cases and sections without partitions. Being one of the Judges at the last fall exhibition in Toronto, I was much struck with a sample of one-piece section, shown by Mr. D. A. Jones, having bee-passages at the side of section, in addition to those usual in top and bottom pieces. I determined to adopt them during the ensuing summer, and have ordered 4,000 of them for summer operations. Anyone can see at a glance that if partitions are not in the way, the bees can pass immediately from one section to another. We know what sociable creatures there are, anything like isolation being against the working of the whole economy of the hive. I would advise beginners to try this system and this form of section for one season before going largely into the cases with partitions. We are progressing rapidly in appliances for apiary management, and in my humble opinion, not the least of these produced during the past year, in this form of sections. I trust your new JOURNAL will be largely patronized by the bee-keepers of Canada, to whom it ought to be a boon, and wish your enterprise every success.

J. C. THOM.

Streetsville, March 20th, 1885.

So friends you see that our worthy President of the O.B.K.A., is going to be one of our correspondents. If we mistake not the Doctor tried the wooden partitions in section cases and discarded them. We know many that like the tin supports for many other good reasons. These questions of comb honey production are sure to receive a great deal of attention during the coming season and some new and important discoveries will, we think, be made which will change some of the present modes of taking it. We hope our worthy President will be able to give us something every week, let it be ever so short, for he as President of the O.B.K.A., is looked up to for information by many of its members.

#### A MUCH FELT WANT.

WE shall welcome with delight your new publication—THE CANADIAN BEE JOURNAL—believing that it fills a much felt want among the bee-keepers of Ontario, especially at the close of this, so severe a winter. Our bees require special care in spring. If they have

been scarcely able to survive the winter, what of the spring? Whole apiaries have been decimated by the severe winter, for want of proper care at the close of the honey season. Could this not have been prevented had the apiculturist been thoroughly grounded in the nature and wants of the bee as found in Ontario. Bee-keeping in Canada is yet in its infancy, and we feel confident that, by the long experience and energy of its editor, THE CANADIAN BEE JOURNAL will give an impetus to this now not unimportant industry of Canada which it has not hitherto felt. Shall we have over-production? No. Emphatically no! Having once educated the people to a knowledge of the uses of honey both as a medicine and as a staple food, and also to the different grades of honey, we shall meet with a ready market for our produce.

WM. BUEGLASS.

Bright, Ont.

Thanks, Friend Bueglass. Just what we expected, that you would make your mark in the world. Mr. Bueglass was a student here two years ago. We found him both earnest, energetic and a very trustworthy young man. His pleasant countenance, which accompanies his advertisement, will be familiar to his many friends. We shall be pleased to receive reports from time to time from Mr. Bueglass, and the bee-keepers in the locality in which he resides will always find that gentleman obliging and willing to impart any information that they may desire. That success may crown his efforts is the wish of his many friends in this vicinity.

Whoso keepeth an apiary, being in the bee trade, isn't to be surprised when he is betrayed himself.—Yonker's Gazette. Whoso keepeth an apiary, if he be not a believer, has only to be stung by a bee to become a bee-leaver at once.—Toronto World.

A. W. COHOE, WOODSLEE, ONT.: In requesting you to transfer my name from the subscription list of the *World* to that of THE CANADIAN BEE JOURNAL. I also enclose one dollar for one year's subscription to the C. B. J. from the date my subscription to the *World* expires. I would say I wish you every success with the new JOURNAL, as I am looking forward to it as an indispensable article in Canadian apiculture, especially with a novice, to which class I belong. I will give you the names of a few bee-keepers in this section, will also try and get a few subscribers.

## QUERIES AND REPLIES.

UNDER THIS HEAD will appear Questions which have been asked of and replied to by prominent and practical bee-keepers—also by the Editor. Only questions of importance should be asked in this Department, and such question are requested from everyone. As these questions have to be put into type sent out for answers, and the replies all awaited for, it will take some time in each case to have the answers appear.

### SPRING FEEDING.

QUERY No. 3.—Do you practice or advise spring feeding, if so, what, how and when, would you feed?

G. M. DOOLITTLE, BORDINO, N. Y.:—No, when honey is plenty in hives. If not fed by means of a feeder in time.

DR. J. C. THOM, STREETSVILLE, ONT.:—I practice stimulative feeding when the weather is settled in spring, of thin syrup, at dusk by pouring it into drone comb next division board mostly.

H. D. CUTTING, CLINTON, MICH.:—I would feed in spring if they were short of stores, if very early, say last of February or first of March, feed sugar candy made from coffee A and sugar on top of frames; later feed syrup from same sugar on top of frames; later, still, if you want to stimulate when the bees can fly freely, feed warm sugar syrup at the entrance late in the afternoon.

S. CORNEIL, LINDSAY:—For several years we have fed sugar syrup till about the first of June. Sometimes we fed every evening and at other times not so often. For spring feeding we use side board feeders into which we pour the syrup without uncovering or disturbing the bees. It takes about an hour to feed 100 stocks. This is a poor field for early bloom. If my bees were in some localities I know I would feed up well in the spring and then give them a good "letting alone" in spring till about the first day in June when the strongest would be ready to swarm.

DR. A. B. MASON, WAGONWORKS, O.:—I practice, and would advise spring feeding. I feed unsaleable honey if I have it, if not, thin sugar syrup. I raise front of hive, tight bottom, (Langstroth) about two inches and pour feed in at the entrance, just at night, to prevent robbing. Feed two or three times a week such an amount as will furnish each colony such a supply as will not allow their stores to diminish. Commence feeding as early in spring as bees can gather pollen.

R. MCKNIGHT, OWEN SOUND, ONT.:—I practice, and advise "spring feeding" when the condition of the hive demands it. As to the "how" that ought to be decided by the styles of the hive,

and the conveniences at hand, care being always taken to do it in such a way as to make it easily accessible to the bees and to prevent exciting robbers, which in my experience can only be done by keeping it inside the hive. I have tried many of the feeding devices recommended and have come to the conclusion that anything that will secure the above condition answers the purpose very well.

ALLEN PRINGLE, SELBY, ONT.:—Yes, we practice spring feeding and advise it if done judiciously. Unless it is so done it is better not done at all, except to supply deficient stores and keep the bees from starving. What I mean by judicious feeding is to feed so as not to induce robbing; so as not to expose the bees to premature death by enticing them out in unfavorable weather or inciting them to abnormal activity, thus producing spring dwindling; and so as not to have a hive full of voracious feeders just at the wrong time. If feeding for any purpose, whether to supply deficient stores or stimulate breeding, feed always late in the evening and *inside* the hive. If you are feeding for the latter purpose, time your feeding so as to have your colonies populous at the period of fruit bloom, or alsiae and white clover bloom, which, in my locality, has been a failure the past two years. As to "how" to feed there are as many plans almost as bee-keepers. For myself, I make all the bottoms of my hives tight at back part, fill in crevices with putty and paint so that the feed cannot run out or soak in. I then pour the feed in the back part of the hive which is slightly tipped back. This, I consider the best and most convenient method of feeding, and is, I believe, Mr. Jones' method.

BY THE EDITOR: We practice Spring feeding and find that it pays well to do so. As the combs are much thicker at the top where the honey is sealed, than they are where the brooding is being carried on, we cut off all the capped honey, cutting the combs down to the same thickness as brood combs, they then can be placed so close together that only the necessary space is between the combs to allow the nursing bees to carry on their work; this stimulates them, and as soon as the effect of this operation is over, feeding sugar begins. I find that a little syrup poured into the back end of the hive, when the bottom board is perfectly tight, stimu-

lates them more than placing it in the combs. It is a great mistake to leave the combs  $1\frac{1}{2}$  inches or more apart in early Spring when breeding is being carried on rapidly, as many more bees are required to perform the same amount of brooding when placed so far apart; and stimulative feeding does not appear to do nearly as much good.

#### WHICH IS THE MORE PROFITABLE.

QUERY No. 4.—Which do you consider the more profitable, the raising of comb or extracted honey?

G. M. DOOLITTLE, BORODINO, N. Y.:—Comb honey.

M. EMIGH, HOLBROOK, ONT.: Comb, if you can get a No. 1 article, if not extracted.

DR. C. C. MILLER, MARENGO, ILL.: Having all fixtures arranged for it, and experience mainly in that direction, I work for comb honey. Perhaps if I were under full sail, working for extracted, I might consider that more profitable, especially as the present depression in prices, as it looks to me, discriminates in favor of extracted.

O. O. POPPLETON, WILLIAMSTON, IOWA.: This depends altogether on location, duration of honey flow, distance from market, &c., and each bee-keeper has to be a law unto himself. The raising of extracted honey has been the most profitable with me.

S. CORNEIL, LINDSAY, ONT.:—As to which is more profitable I do not know from close practical observation. My intention at present is to raise a good supply of both, because I find it easier to furnish a customer with the goods he wants than to convince him by argument that something else suits him better.

ALLEN PRINGLE, SELBY, ONT.: It is more profitable to raise both in conjunction than either exclusively. This is true for the following reasons: In the first place your local market will call imperatively for both kinds; and in the second place some wayward colonies will not work profitably in sections. They can neither be persuaded, cajoled, nor coerced to do so. Such colonies will, however, as rule, gather honey as rapidly as if you keep the extractor going on their frames. On the contrary other colonies take to the sections as readily as a duck to a pond.

BY THE EDITOR: We have always

found it more profitable to raise extracted than comb honey. Comb honey has been sold this year in some localities lower than we have sold our extracted honey. While we believe that it is bad management on the part of producers to offer it at a low figure, yet comb honey does not bring the price in proportion to its cost, compared with that realized from extracted honey, where a person has a good market for the latter. The shipping of extracted honey can be done so much more safely, as it requires great preparation and care in shipping comb honey or serious loss will be sustained. Much depends on the system of management and the season. Those who have large apiaries should take both extracted and comb honey, that they may be able to please their customers and give them their choice. We intend taking both this coming season, as we have many experiments in connection with the taking of comb honey which we wish to test.

---

#### WIRING BROOD FRAMES.

QUERY No. 5.—Do you advise wiring brood frames, if so, how far apart should the wires be, and what number of wire do you prefer? If you do not advise their use what are your objections?

G. M. DOOLITTLE, BOROINO, N. Y.: Have no experience.

M. EMIGH, HOLBROOK, ONT.: I have had no experience with wired frames.

PROF. A. J. COOK, LANSING, MICH.: Most decidedly. Two inches or thereabouts. No. 30 for hand wiring, 36 for Given Press.

DR. C. C. MILLER, MARFNGO, ILL.: Couldn't do without wire in brood frames, No. 30, 2½ inches apart.

DR. J. C. THOM, STREETSVILLE, ONT.: Can give no advice as to wired frames, never having had occasion to use them. I do not think they are a necessity in an apiary, unless the frame used is a large one.

O. O. POPPLETON, WILLIAMSTON, IOWA: I have abandoned the use of wire in brood frames, but

should advise anyone to use them, who expects to practice moving or shipping bees, or cannot succeed in getting straight combs without their use. The only objections I have to their use is that their advantages are less than their cost except for the above purposes.

DR. A. B. MASON, WAGONWORKS, O.: Would not use brood frames without it were it possible to have them wired. Have not used any other for three years. Have used them at different distances apart, but prefer eight in a Langstroth frame; the end ones ½ an inch from end of frame, and then 2½ inches apart. Prefer and use No. 36 wire.

R. MCKNIGHT, OWEN SOUND, ONT.: I never used wire brood frames, and look upon employing them as an unnecessary expense to the bee-keeper who is not in the habit of selling and transshipping bees. I apprehend they are of great service to those who deal in bees, and have to ship them from place to place, as they afford a degree of strength, security and safety in transit not possible in unwired frames.

BY THE EDITOR: The shape of our frames, 10¾x12½ inside, appears to do away to a very great extent with the necessity of wiring, therefore we have not had much experience, but intend this season to give the matter a thorough test. Large frames or long flat frames, which are more liable to break down, I think should be wired, especially when bees are to be shipped long distances. we think No. 30 wire is the kind best adapted for this work, and should not care to put it more than 2½ inches apart.

---

WM. MARTIN, OARVILLE, ONT. It is with great pleasure I send you six subscribers for your CANADIAN BEE JOURNAL. Wishing you a support from the Bee-keepers of Ontario beyond your highest expectation, and that pleasure and profit may be the result to you and them.

---

ORILLIA PACKET—"Many readers of the Packet in and about Orillia, are interesting themselves in apiculture, but we hear little from them. This one of the most interesting of hobbies, is generally made more or less profitable. It may be interesting to many to know that Mr. Jones, the Beeton bee king, has lately commended the publication of a paper devoted exclusively to this interest.



# THE CANADIAN BEE JOURNAL.

JONES MACPHERSON, & Co.,

EDITORS AND PUBLISHERS,  
HEATON, ONTARIO.

WEEKLY, \$1.00 per Year, Postpaid.

HEATON, ONTARIO, APRIL 5TH, 1885.

## A CORRECTION.

In the first issue, page 4, we made friend Doolittle to say "Protected confinement," whereas it should have been "Protracted confinement."

## CONVENTIONS.

Will the secretaries of Bee-keepers' Associations please forward us the names, dates and places of their association meetings. We want to have our "Convention Directory" complete.

## A NEW DEVICE.

Our engravers are now working on a new device in bee-keeping, one which has not yet, we believe, appeared in print. It will be ready for next week's JOURNAL, and we hope it may prove interesting and useful to many.

## CLUBBING RATES.

On the first page will be found the rates at which we can offer the CANADIAN BEE JOURNAL clubbed with other Bee papers. We think everybody should have at least two bee-papers, and as we know all want to get them as cheaply as possible we make these offers.

## A BIG VOLUME.

If any of you will just take the trouble to figure up, you will find that in one volume—52 issues—of the CANADIAN BEE JOURNAL, there are just 832 pages. Quite a big book, isn't it, for the small sum of \$1.00. We are printing a lot of extra copies and storing them away, so that after a while we shall be able to supply back numbers, to complete the volumes for subscribers who don't chance to get the first ones.

## SUBSCRIPTIONS.

We have about come to the conclusion that putting the price of the CANADIAN BEE JOURNAL at \$1 per year was as good a thing as could be done, because one or two clerks are kept busy entering subscriptions, and if we had put the price at \$1.50 or \$2.00 per year, fewer bee-keepers would have taken it. The cost of setting the

type is the main item of expense in connection with the issue of any paper; after the "forms" are on the press it is almost as easy to run off 5,000 as it is 3,000, the only difference being the cost of paper, time "running off," and stitching, trimming, mailing, etc.

## NORTH MIDDLESEX BEE-KEEPERS' CONVENTION.

A few days ago we were at the above Convention, a report of which will appear probably in the next issue. We had a splendid time, and it was a profitable one for all of us. The new officers are: F. Atkinson, Ailsa Craig, President; D. P. Campbell, Parkhill, Vice-President; and A. W. Humphrey, Secy.-Treas.

## TO SUBSCRIBERS.

This week we enclose a blank form for subscription, also envelope for return of same, to all to whom sample copies of this JOURNAL are sent. The success with which the CANADIAN BEE JOURNAL is meeting thus far is quite encouraging. Every week we hope to improve the JOURNAL both in matter and "make up," so that it may rank as one of the best JOURNALS of the day. We are new hands at the business, and if everything isn't done just as it ought to be we ask you to excuse us. Any suggestions our friends may make will be thankfully received.

## ADVERTISING.

We are receiving a nice lot of advertisements for the BEE JOURNAL, and we feel that we can give good value for their money, as we have placed the rates away down low so that everybody can tell other people what they've got, and the issues which are going out, are spread all over Canada and the United States. Our American friends are "to the front" as usual with their advertisements proving what friend Gould said in the "Bee Department" in a late issue of the WORLD:—"I like the way our American cousins advertise. They distribute their catalogues and circulars, so you can find out anything you want in the lines of fruit culture, bee-culture, farm implements, &c., but here they do not advertise enough."

## A NEGLECTED COMMENT.

We wanted to say something about friend Pringle's article, page 8, in first issue of the JOURNAL, but overlooked it until after the "forms" had been made up. What he says about establishing a home market is just exactly right. By going to work properly, a tremendous amount of honey can be placed right around home. It is our purpose to have something in the way of a circular or pamphlet printed and ready for cir-

ulation before the coming season's honey crop has been placed on the market. We will print them in very large quantities so that they can be sold at a low figure to producers, enabling them to distribute large numbers amongst prospective customers.

## QUESTIONS & ANSWERS.

### CLOTH CUSHIONS.

Daniel A. Smith, Freeton, Ont.:—Will you tell me if white is the best color to paint bee-hives, or is it better to paint them different colors, or in other words, which is the best color? Now for these chaff hives there is a cloth cover to put over the frames in summer, and a chaff cushion for winter. I would like to know what kind of cloth they are made of, also the thickness of the cushion. Or would it be better for me to send and get one of each as a pattern. Could they be sent by mail with or without the chaff in the cushion?

White or very light drab is the best color to paint hives. When we wish to use cushions we make them of unbleached cotton, and so that when filled with sawdust or chaff, they will be from two to four inches thick and to fit top of hive. We make our bee-quilts to cover frames full size of top of hive. They are made of one thickness of unbleached cotton, the strongest, heaviest and that in which the thread is tightly twisted is best; some use linen, duck or cheese cloth.

### THEY ANSWER FOR BOTH.

S. DIBB, DUNTRON, ONT.: In your last "A New Beginner" cuts down three of Jones' hives in order to get comb honey. Is the Jones' hive for extracted honey alone, or will it answer for both, or will we have to have two hives, one for each purpose.

Those not having much experience, and who take comb honey exclusively, might succeed as well, or better, with the Jones frame turned on its side. Such a hive would give a little more top room without so much tiering up, and a shallower brood chamber. Very large yields of honey are taken from the deep frame when properly managed, and had the gentleman you refer to, instead of cutting the frame down three inches,

turned it on the side, thus giving the frame an inside measurement of  $10\frac{1}{4} \times 12\frac{1}{4}$  inches, he would have accomplished more than by cutting it down the way in which he did. The size of the hive permits of very large colonies, and by crowding up the brood chamber, using section frames in body of hive as well as section crates on top, when managed with skill, very large yields have been secured.

C. R. HANCOCK, CHATHAM, ONT.:—Do bees have dysentery where there is no pollen in the honey. My combs are free from pollen to all appearance.

They sometimes do. If there is no pollen in the hive their food may be in that condition that dysentery follows the use of it.

Is the queen affected with the disease?

Not usually.

Is a colony that are half dead in this month likely to come through the spring, with plenty of honey, and be a colony for next season's harvest of surplus.

It depends on their condition. If half of them are dead through dysentery and those living are yet diseased, their chance of becoming a good colony without much assistance is slim. If they could get a purifying flight and the surplus combs were taken from them, giving them only just what they could cover, packing them around well with cushions or otherwise so that no heat can escape, they might be brought through safely. Too much room in the hive, leaving many combs or parts of the combs uncovered by the bees, causing the moisture to condense, thus thinning the honey, which becomes sour and quite unfit for use. The consumption of such stores is sure to be injurious to a greater or less extent.

B. F. CARROLL, DRESDEN, TEXAS:—I am satisfied the CANADIAN BEE JOURNAL will be as good as the best, having one of the greatest bee-masters in the American continent at its head. We wish you every success.

## COMPLIMENTARY.

M. A. BROCKWELL, BEDFORD, N. S.: I am very glad you have decided upon having a bee journal of your own.

L. THURSTON, PALERMO, ONT.: I have been waiting very patiently for the first of April, when we shall get the first copy of our CANADIAN BEE JOURNAL. I am sure I wish you success, and will do all I can to support it.

THOS. COLLINS, PORTAGE LA PRAIRIE: I am pleased to see that you are determined to publish a Canadian bee journal, and I wish it every success.

JAMES CAMERON, VALETTA, ONT.: Enclosed you will find one dollar for which please send me your BEE JOURNAL for one year. I think it will be just the paper that I need.

Geo. BLAIR, LANARK, ONT.:—I wish you great success with the BEE JOURNAL. I think it will be appreciated by all bee-keepers in the Dominion. I herewith enclose \$1.00 for the BEE JOURNAL.

J. GORDON, GUILD P. O., ONT.:—I have been taking the WORLD for about one year, and am well pleased with it, especially the "Bee Department." Fully 50 per cent. of the bees are dead in this part of Kent County and the opinion prevails that by the time spring opens up for good the losses will be almost total, in fact some have lost all now. Out of eleven hives put away last fall, I have only succeeded in saving 2, and if they don't get a fly within a few days they will go too. I hope the CANADIAN BEE JOURNAL will be a success.

ALLEN PRINGLE, SELBY, ONT.: I beg to enclose to you \$10.00 to pay for the CANADIAN BEE JOURNAL for one year to ten new subscribers, whom I have secured and whose names and addresses you will find on another sheet. They all had sufficient confidence in the forthcoming JOURNAL to pay in advance. Nor did it require much argument or persuasion further than a mere statement of the fact that D. A. Jones was to be editor and publisher, assisted by the leading bee-keepers of Canada. I also enclose the names of ten other bee-keepers whom I have not had an opportunity of seeing, but who will probably subscribe after receiving the first number.

### CAN BEES BE KILLED?

CHAS. MITCHELL, MOLESWORTH: I have just examined forty-six hives and have come to the conclusion that they are pretty hard to kill. I

thought I had come so near killing mine that I was offering \$200 last night to any one to insure them for a month. However, I think I did kill one colony and one went with dysentery, with nineteen to hear from.

## CONVENTION NOTICES.

ONTARIO BEE-KEEPER'S ASSOCIATION, at Toronto, during the Industrial Exhibition, between September 10 and 20, 1885. Exact dates will be given hereafter. Jacob Spence, Sec., Toronto, Ont.

NORTH AMERICAN BEE-KEEPER'S SOCIETY, at Detroit, Mich., on December 8th, 9th, and 10th, 1885. W. Z. Hutchinson, Sec., Rogersville; Genossee, C., Mich.

MICHIGAN STATE CONVENTION, at Detroit, Mich., on December 8th, 9th, and 10th, 1885. H. D. Cutting, Sec., Clinton, Mich.

LISTOWELL BEE-KEEPER'S ASSOCIATION, at Queen's Hotel, Listowell, Ont., May 16th, 1885. Geo. Brown, Sec.-Treas., Molesworth, Ont.

## SUBSCRIBER'S REPORT.

### A SUCCESSFUL BEEKEEPER.

SAMUEL PEEBLES, HARRISTON, writes:—Enclosed please find my transfer order from the WORLD to the CANADIAN BEE JOURNAL. I have kept bees for the last 20 years in the old style box hive, more for pleasure than profit, as I could not think of farming without them. However, I have always been very successful, and they have paid better for the time and labor bestowed on them than any stock I have kept; but it may be as a friend said who has been trying to keep bees. He said, "If Sam only sets them out in the spring he will have more swarms than he knows what to do with." He is always lucky with bees, but, as I am not a believer in luck or chance I have come to the conclusion to take the CANADIAN BEE JOURNAL, as I believe it is just what we want in Canada. We have here a different climate from where most of the bee journals are published and we want a different system in some respects in order to handle our bees successfully. I may just here remark that all the knowledge I have of bee-keeping I got from Mr. Jones, in Kingston, in the year 1867, at a Provincial fair, when I was a very small boy. When I saw him handling the same class of bees that I had at that time, without any fear or stings, I was anxious to know how he did it; and when I asked him the question, although but a boy at the time, he told me all about the smoking process which I have followed ever since. Formerly I used a long pole to take off the top of the boxes and then I got badly stung. I will not enlarge in this letter, as

I am only a new beginner with your full system. I will close by telling you what I am doing and where I am now in bee-keeping. In the fall of 1883 I put in 16 swarms in the old box hive, and all came out in good condition. In spring of 1884 I ordered 36 of your hives through a neighbor of mine, Mr. Copland, also of Minto. I am well pleased with the change to your hive so far. I had 45 colonies last fall, sold 10 at \$62.50, took up two of the old box hives and put in 28 swarms for winter. Should they winter all right I intend devoting more of my time to bee-keeping when you may perhaps here from me again. I wish you full success as the editor of the CANADIAN BEE JOURNAL which all lovers of bees so much need.

#### A NEW ORLEANS ESSAY

THE following paper was read at the International Convention, at New Orleans, written by S. T. Pettitt, of Belmont, one of Canada's foremost bee-keepers, and as it relates to honey-production in Canada, we are pleased to copy it in the JOURNAL.

God has clothed and beautified nearly all parts of His footstool with flowers that fill the air with rich fragrance and delight the eye of all. The humble poor as well as the opulent may enjoy them. But these are not the only uses for which they are designed. They each secrete a particle of nectar, some more and some less. The Dominion of Canada is no exception to the general rule; but on the contrary, from the Atlantic Ocean to the Pacific, and from the Great Lakes and the 49th parallel, to the frozen regions of the North, flowers everywhere abound in great luxuriance and profusion.

In Ontario, Quebec, and the Maritime Provinces, the greatest honey-producing tree in the world perhaps the linden or bass-wood, grows abundantly. The soft-maple and sugar-maple yield no inconsiderable quantity. From the latter, average colonies will, in favorable seasons, store 20 lbs. or more.

Then we have the fruit trees, grapevines and willows, both small and great, in endless variety. Of weeds, at present development, the Canadian thistle stands first on the list as honey producer, but—"beware! beware! O. beware!" Then come the golden rod ox-eyed asters, etc., besides many others which go to make up the list.

But the plants to which bee-keepers in the Province named, are most indebted and to which they look for their greatest and surest supply, are the different varieties of clover. Where the forests are cleared away, these Provinces are emphatically a land of grass; that is the grasses here attain to great perfection and where the land remains neglected, it is soon covered with vegetation, white clover doing its full share.

The power of the linden or basswood to produce honey when all the conditions are favorable, is a matter of wonder and astonishment. About July 15, the tree is profusely decorated, yearly nearly covered with cream-colored blossoms so filled with honey that the limbs literally bend under their loads of coveted sweets. At this time, if a limb be struck a sharp blow from beneath, the honey will fall to the ground in a sweet shower. But unfortunately, the linden does not, on an average, at least in my section of country, produce much honey two years out of five. Every other year is the rule; and besides that caterpillars devour the foliage about three years out of ten.

Linden honey is aromatic, of high, pleasant flavor, clear, and of sparkling brightness. When well ripened it granulates solid. Clover honey is clear and bright; though slightly tinged with amber, is very sweet, although a clearly perceptible acidity is always present. It also candies solid. Thistle honey is clear and bright, of fine quality, and peculiarly pleasant. It candies slowly. These immaculate honeys have each an exquisitely delightful flavor peculiarly its own.

In Keewatin, Manitoba, and the "Great Lone Land," or Canadian North West, the sources of honey, at present, are confined principally to prairie flowers, which are very plentiful from early spring until frost. Willow abounds and will add considerably to the wealth of the bee-keeper, but, if I am correctly informed, the honey is of an inferior quality, therefore we must patiently await the developments which the near future will surely bring about in that great country. Both the soil and the climate seem to be peculiarly favorable to the production of white clover, and it is rapidly taking possession of the soil where cultivation has destroyed the

native grasses.

I now desire to point out some of the advantages the Dominion of Canada possesses over the South, in the production of honey.

1. Clover springs up soon over all the land.

2. The summer season is comparatively short, but the honey-flow generally is "right smart;" and then, when the honey season is over, bees soon go into winter quarters, and do not rob and destroy one another, for the simple reason that they cannot do so.

3. In summer the sun shines each day, in the Dominion of Canada, from two to four hours longer than at New Orleans; but that is not all; darkness does not come on so rapidly after sunsets as it does in the south. In a large portion of Canada, twilight lingers all night, and bees can work long after sundown.

Now, when we take into consideration the great territorial extent comprised in the Dominion of Canada, the fertility of her soil, the beauty of her summer and the length of her summer days, may we not with safety conclude that by-and-by Canada will be able to produce hundreds of thousands of tons of honey annually for foreign markets.

Perhaps some one will say, "But what about your killing winter?" We state that although Canadian winters are long and sometimes terribly severe yet withal they are pleasant, bracing and enjoyable and it is now a well established fact that bees, when properly housed, will remain healthy for 5 months or more without a cleansing flight.

All these advantages are not the only requisites necessary to make bee-keeping the occupation which we delight so much to laud to the skies; but the question of a market will soon be one of the most difficult problems that the apiarist will have to solve. Did you ever think of it, that nearly all lands within the temperate and torrid zones, whether mountains or valleys, hills or dales, as well as the isles of the seas—all, everywhere invite the labors of the honey-bee?

We talk of wheat belts, corn regions, the cotton fields of the south and the barley districts; we speak of the favorite localities of the pear and the apple, the orange and the lemon, etc., and each has its favorite and somewhat limited

locality, but flowers and honey abound almost everywhere. Now, add to all this the stubborn fact that California, in 1884, sent to the markets of Europe, thousands of tons of honey at an average of less than 5 cts. per lb., and we will have some crude idea of what our honey will soon have to compete with in the markets of the world.

#### LISTOWEL BEE-KEEPERS' ASSOCIATION.

(CONTINUED FROM LAST WEEK.)

**ONE PIECE SECTIONS.**—Their shape gave great advantage to the bees in the production of comb honey. He showed their superiority over the old kind. Also gave us instructions to give the queen no more room than she could fill nicely with brood, probably not more than 6 combs, then put in a perforated metal division board and fill up the balance with frames filled with sections.

**GOOD QUEENS.**—It was important for all bee-keepers to raise good queens for themselves under the swarming impulse. It is an easy matter to build a colony up strong for queen rearing. Take combs from a strong colony, shake them in front of the one you want to raise queens from, when all the young bees will run in and be received; when the colony is strong enough cut the corners off the combs, and give the bees a chance to form queen cells, just about the time they are ready to swarm take away the queens, the bees will then raise and carefully nurse a lot of the best of queens. You then require a nursery. Cut out the queen cells just as they are hatching out and put them in the nursery where they may be kept not longer than 6 days before being given an opportunity for mating.

**SPRING DWINDLING.**—Spring dwindling proceeds from various causes. Bad food in winter distends their bodies and weakens the bees. To prevent this loss in spring keep the bees warm when the weather is cold by closing the entrances with blocks. Keep your bees from going out if possible unless the thermometer ranges about 60°, keep the entrances pretty well contracted to prevent the brood being chilled. The larger the colony and closer the bees cluster in cold weather the better the bees will stand it. Crowd weak colonies into as small a space as possible and keep them warm; if they have food, and space according to number of bees they are not liable to swarm out or kill their queen. Mr. Jones related his experience in adding young bees at the entrance and building up a good strong colony when he had only 28 bees and a queen to start with. If hives are depopulated in cellar wintering and you desire to unite them, do it the first day you take them out and they will not fight or kill their queen.

**WINTERING.**—To prepare for winter com-

mence in the summer by arranging affairs immediately the honey harvest begins to wane. Put the combs about 1½ inches apart, this means they are drawn out thicker at the top, allowing a large space for bees to cluster naturally between the combs and pass upward for their food. The result is healthier bees and less food. He gave charges concerning the ventilation of cellars and bee houses and related an experience with carbonic acid gas, and the consequences of pure ventilation. A damp cellar will bear more heat than a dry one; a cellar might be kept cool in spring by ice being put in boxes and placed near the ceiling of same. Here Mr. Jones gave a description of clay hives used in Cyprus, which were piled up like cord-wood; they were made round, being small in diameter and long and in which hives the combs did not melt or break down.

**QUESTION.**—Is there no new market for honey?

Mr. Jones said: "Yes, he had received orders from England, Russia and Germany, he had sold 40 bbls. in London, Eng., at 12 cts. per pound, and the freight was less than one cent per pound."

Mr. McKnight, of Owen Sound, got a school caretaker to sell his during the holidays who sold all he had in four days canvassing from house to house. Another bee-keeper went to Toronto and disposed of 6000 lbs. during the time of the exhibition: no trouble to sell honey if you have it to sell. We are in one of the best latitudes in the world for honey as it requires a northern latitude or a high altitude for fine honey. In Asia the honey in the valley is dark, coarse and unfit for food, while up in the mountains it is pure and fine. Canadian honey is unsurpassed for quality and equal to any other country for quantity on an average. We have a long winter to contend with, but bee-keepers in the South have more trouble in the 4 months of scarcity. During this period bees consume their stores and the stronger are liable to rob the weaker ones.

**QUESTION.**—What about adulterated honey?

I feed hundreds of barrels of sugar, but none of it ever goes to market; it is all consumed by the bees before the honey flow commences. The syrups of the present day are made largely from glucose, and some of its ingredients are poisonous, it sells under various aliases, viz: golden syrup, silver drip, loaf sugar, amber syrup, etc.: "beware! death is in the cup!"

**WINTER FEEDING.**—The bee-keeper who neglected to feed his bees and have them in proper shape in the fall will probably be mourning before long. Liquid food cannot be given the bees during the winter. Take a small quantity of honey and mix pulverized sugar, kneading to a stiff cake, placing the dish containing the mixture, in another one containing warm water, make into thin cakes and place them over the cluster.

**QUESTION.**—Is pollen injurious to bees in winter?

This theory was gotten up by a man who thought he had made a discovery of the cause of bee-diarrhoea. I have often noticed when I have taken a young hound into the woods that he will often go off on a scent, but he is just as liable to take the back track as the forward one. I leave pollen in all my hives; all honey has pollen in it, and there is no harm in pollen as far as I have experimented with it.

**QUESTION.**—Should frames be lengthways or crossways from the entrance?

By having them crossways they are better sheltered and consequently warmer and the inmates breed earlier and later.

**QUESTION.**—How is snow for protection in winter?

Mr. Jones had found it very good, and once bought twenty colonies under ten feet of snow; in the Spring they all came out good and strong.

**INTRODUCING QUEENS.**—The common way is to use a perforated or wire cage, press the cage hard enough into the comb that the bees will have to gnaw away the septum of the comb to liberate the queen. See that the queen is caged over food. Another way is to smear the queen with a little honey from the hive and slip her gently in between two combs; be careful not to jar the hive, as a slight jar will make the bees angry, and it might perhaps cause them to ball the queen. Mr. Jones frequently introduces them with chloroform, but would not advise its general use to beginners.

**QUESTION.**—What would you do if half a dozen swarms cluster in the one place?

We take a sheet and spread it on the ground, after preparing the same number of hives as there are swarms, setting them around the edge of the quilt, then take a tin dish and divide the bees as equally as possible, placing some at the entrance of the hive and trap the queen with a tumbler (do not let the sun shine on the tumbler). Two queens might enter into the one hive unobserved, but you can soon tell by the actions of the bees, which have queens and which have not, those with the queens will appear perfectly satisfied, while the others will be restless and run in and out of the hive hunting for a queen. Place a queen at the entrance of each discontented colony and she will run in, then place the hive on its stand.

**CROSS BEES.**—Bees are not cross if rightly and properly handled, with smooth clothing, singeing the hairs on the back of your hands and wrists; they much dislike a feather in ladies' bonnets, nor do they like ornamental trappings. Frills and flounces are not to their taste, as a plain smooth service is more suitable to their delicate feet. You are safe with a hat or veil, and your hair should be kept damp and smooth.

**QUESTION.**—What is your remedy for

stings?

I generally forget all about them as soon as possible, but cold water (the colder the better) proves effective in almost every case. The poison bag should be brushed off immediately.

**BEE PASTURE.**—Alsike clover is the very best, and it is as well splendid fodder for stock of every kind.

**BEST KIND OF BEES.**—He had a cross between Carniolan and Holy Lands which proved to be good in every particular that he had tried so far, but wished further trial.

**ROBBING.**—Two-legged robbers are the worst kind. Wet hay placed in front of the entrance will stop bees from robbing in most instances.

The question was next asked how to secure straight all worker combs without the use of full sheets of foundation. Mr. Jones stated that he had used very few full sheets of foundation except late in the season. By allowing the colonies that contained the young queens to build worker combs and exchanging them with colonies with old queens he succeeded in getting all the worker comb he required. He found bees building combs in June, July and August without the consumption of as much honey to produce it as was generally believed to be required, but colonies containing young queens should always be selected for comb building if possible.

If you wish to succeed in bee-keeping you must have faith in your business. Neither be uplifted by success nor discouraged by reverses. Give it the attention it requires and rest assured there are few other businesses so profitable as bee-keeping.

It was unanimously decided that we must have a Canadian Bee Journal, and it was announced that arrangements were being made for the publication of a weekly journal by D. A. Jones & Co. The response to this was all that could be expected, every bee-keeper present becoming a subscriber. During the seven or eight hours of speaking those present paid the strictest attention. We regret that half our members were absent, owing to the railroads being blocked and the severe weather, but with all these drawbacks there have been very few more interesting meetings ever held in Canada than this.

The question of requesting the Dominion Government to remove the duty from bees-wax was freely and fully discussed with a spirit becoming to bee-keepers, after which, the following resolution was submitted and unanimously carried: Moved by John Campbell, seconded by John Page, that this Association unanimously resolve that the Dominion Government be requested to remove the duty off bees-wax, as we find that it acts very much against the business of bee-keeping, even more so on account of its being entered free into the United States, so that it is very hard for us to secure sufficient wax to supply us with comb foundation at any

price. We do not ask to have the duty taken from any other kind of wax excepting bees-wax.

It now being 10:30 the meeting came to a close, a motion being first put by Mr. John Campbell, seconded and supported by a friendly and appreciative speech by Dr. Phillips, that the thanks of this meeting be tendered to Mr. Jones for his very instructive address on Bee-Keeping.

Need I say that it was carried?

GEO. BROWN, Sec.

Molesworth, Ont.

## ADVERTISEMENTS.

### WE CLUB

	rice Both.	Club.
THE CANADIAN BEE JOURNAL and.....		
Cook's Manual (cloth) .....	\$2 25	\$2 00
A B C in Bee Culture (cloth) .....	2 25	2 00
Quinby's New Bee-Keeping (cloth) .....	2 50	2 25
Alley's Handy Book (cloth) .....		2 25
Langstroth on the Honey Bee (clh)...	3 00	2 75
Heddon's Success in Bee Culture....	1 50	1 40

## Five Per Cent. Discount.

Off all goods which may be ordered now for use next season we will give the above discount. This is to induce early orders and in case you need anything for this season, you could save freight charges and the discount by ordering ALL TOGETHER. Will be given till further notice.

THE D. A. JONES CO., LD., Beeton, Ont.

### THE BEE KEEPER'S LIBRARY.

We keep in stock constantly and can send by mail post-paid the following:—

**BEEKEEPERS' GUIDE OR MANUAL OF THE APIARY**, by Prof. A. J. Cook. Price, in cloth, \$1.25 paper, 1.00

**A. B. C. in BEE CULTURE** by A. I. Root. Price, cloth, \$1.25; paper, \$1.00.

**QUINBY'S NEW BEEKEEPING**, by L. C. Root Price in cloth, \$1.50.

**THE HIVE AND HONEY BEE**, by Rev. L. L. Langstroth. Price, in cloth, \$2.00.

**HONEY**, some reasons why it should be eaten, by Allen Pringle. This is in the shape of a leaflet (4 pages) for free distribution amongst prospective customers.

Price, with name and address, per 1000, 3.25; per 500, \$2.00, per 250, \$1.25; per 100, 80c. With place for name and address left blank, per 1000, \$2.75; per 500, \$1.70; per 250, \$1.00; per 100, 50c.

**FOUL BROOD, ITS MANAGEMENT AND CURE** by D. A. Jones. Price, 11c. by mail; 10c. otherwise.

**BEEKEEPERS' HANDY BOOK**, by Henry Alley. Price, in cloth, \$1.50.

**A. B. C. IN CARP CULTURE**, by A. I. Root, in paper 50c.

**SUCCESS IN BEE CULTURE** as practised and advised by James Heddon—price in paper cover, 50 cents.

## ODD SIZED SECTIONS.

We have a lot of about 5,000 one-piece sections which were cut slightly too large for the cases for which they were intended, and as they are an odd size (4 1/2 x 1 1/2 one-nine-sixteenth) we will sell them at five dollars per thousand, to any one who can use them, and will take the lot. Perhaps some of you use that size, if so, let us hear from you, and we will send a sample. They are nicely made, and are cheap at that money.

THE D. A. JONES CO. (LD.) Beeton, Ont.

# APIARIAN SUPPLIES

MANUFACTURED BY

W. T. Falconer - Jamestown, N. Y.

Are unsurpassed for Quality and fine Workmanship. A specialty made of all styles of the 'Simplicity Hive' including the Van Dusen-Nellis. The 'FALCON' Chaff Hive, with movable upper story, continues to receive the highest recommendations as regards its superior advantages for wintering and handling bees at all seasons.

## DOVE-TAILED SECTION.

same price as one-piece. Also manufacturer of VAN DERVOORT FOUNDATION. Dealer in a full line of Bee-keepers' Supplies. Send for Illustrated Catalogue for 1886. Prices always reasonable. Mention this paper.

# I. R. GOOD'S PRICE LIST.

## Italian Bees and Queens For 1886.

HAVING again visited at NAPPANEE, where I expect to devote my entire time to the breeding of PURE ITALIAN BEES AND QUEENS, can also procure and furnish SYRIAN BEES and QUEENS bred in my Tennessee Apiary. All queens warranted pure to name and untested Queens warranted purely fertile.

- Tested Queens prior to June 15th..... \$3.00
- Tested Queens, later than June 15th, each..... 2.00
- Untested Queens, prior to June 15th, each..... 1.00
- Untested Queens, later than June 15th, each, 1.00
- Six for \$5.00, 12 or more 75c. each.

4-Frame Nucleus, very strong, prior to June 15th, \$5.00 each, later \$4.00 each. With untested queen \$1.00 less each. Bees by the pound same price as untested queens. Will also furnish all kinds of sections and hives at A. I. Root's price.

I. R. GOOD, Nappanee, Ind

# DADANTS FOUNDATION

is attested by hundreds of the most practical and disinterested bee-keepers to be the cleanest, brightest, quickest accepted by bees, least apt to sag, most regular in color and neatness, of any that is made. It is kept for sale by Messrs.

- T. G. NEWMAN & SON, Chicago, Ill.,
- C. F. MUIH, Cincinnati, O.,
- JAMES HEDDON, Dowagiac, Mich.,
- F. L. DOUGHERTY, Indianapolis, Ind.,
- CHAS. H. GREEN, Berlin, Wis.,
- CHAS. HERTEL, Jr., Freeburg, Ill.,
- E. L. ARMSTRONG, Jerseyville, Ill.,
- ARTHUR TODD, Germantown, Philadelphia
- E. KRETCHMER, Coburg, Iowa,
- E. F. SMITH, Smyrna, N. Y.,
- C. F. DALE, Mortonville, Ky.,
- EZRA BAER, Dixon, Lee Co., Ill.,
- CLARK, JOHNSON & SON, Covington, Ky.
- J. B. MASON & SONS, Mechanic Falls, Me.
- J. A. HUMASON, Vienna, O.
- C. A. GRAVES, Birmingham, O.

and numbers of other dealers. Write for SAMPLES FREE and Price List of Supplies, accompanied with

## 150 COMPLIMENTARY

and UNSOLICITED TESTIMONIALS from as many bee-keepers in 1885. We guarantee every inch of our Foundation equal to sample in every respect.

CHAS. DADANT & SON,  
HAMILTON Hancock Co., LL

## 1886. ITALIAN QUEENS. 1886.

See Wanted Queens for 85. Send for circulars. No circulars sent unless called for.


J. T. WILSON,  
Nicholasville, Ky.

# E. L. GOULD & CO.

BRANTFORD, ONT.

Manufacturers of and dealers in a full line of BEE KEEPER'S SUPPLIES.

Also Bees, Queens and Honey. Sole Manufacturers in Canada of



## THE STANLEY AUTOMATIC HONEY EXTRACTOR

The only self-reversing, as well as the most perfect, complete and durable Honey Extractor known. It reverses the combs all at once by simply reversing the motion. There is no danger of breaking or time lost in handling combs when reversing. These machines have taken all first prizes wherever shown for the past two years. We have now made arrangements with the patentee and manufacturer, Mr. G. W. Stanley, of Wyoming, N. Y., so that we can ship them from our manufacturing establishment, Brantford, Ont., at about his prices. Every machine is warranted to work perfectly and to do more than double the work of other Honey Extractors taking the same number of combs. These Extractors are made to take 2, 3, 4, 6, 8 and 10 frames. The greatest demand is for the 4-frame machine. Send for free circulars and price list. Agents wanted to canvass every County in the Dominion.

ESTABLISHED MAY 1ST, 1883.

# The American Apiculturist,

A JOURNAL OF 32 PAGES DEVOTED TO

## PRACTICAL BEE CULTURE.

SEND FOR SAMPLE COPY.

We also deal in first-class supplies, and under the direction of Mr. Henry Alley, we run the largest queen rearing apiaries in the world. Circulars and price list free. Address—

AMERICAN APICULTURE

Wentham, Essex Co. Mass.



# GIVEN FOUNDATION PRESS

The Given Press is the only perfect machine in the Market for making wired frames of Foundations, while our customers claim its superiority for Sections. James Heddon, George Grim, Oatman Bros. and others affirm its superiority. For Circulars and Samples. Address

**J. R. Caldwell & Co.,**  
Hoopeston, Ill., U. S. A

## 180 ACRES SELECTED,

High, gray hummock and pine lands, not subject to overflow, situated on the

### GULF COAST RIDGE.

In Tropical Florida, 81° 50 m longitude west of Gr., and 26° 35 north latitude. 16 miles south of Fort Meyers, 2½ miles distant from Ostego Bay, crossed in its whole length by the lovely Estero Creek, for the culture of Oranges, lemons, limes, pineapple datepalm, coconuts and winter vegetables, etc. Climate grand and delightful, water good and healthy, health unsurpassed. In 5 acre lots, \$12.50 per acre. The whole, a 140 acre tract, at \$10.00 per acre. 70 to 100 colonies of Italian bees can be had if wanted. Apply to

**G. DAMKOHLER,**  
Punta Rassa P. O., Monroe Co., Florida.

## 50 Colonies of Bees For \$11 e.

Containing Queens raised from choice mothers. They are on straight selected frames, most of which are wired. The queen can occupy them nearly to the top bar. Prices as follows: One colony of bees on eight Jones' frames for delivery in May, \$9.00. Hives or boxes for shipping extra as follows: Box, suitable for shipping, 50c. (can be returned if desired); a hive to hold 10 or 12 frames, \$1, or \$3 for my special storey and a half hive, 28 inches long inside, with one inch chaff space at the sides, contains 2 division boards, and has a special feeder whereby you can feed without removing cover or disturbing cushion. It is made of first-class material and well painted. With this hive the honey can remain until well ripened, as you can extract 50 lbs at one time.

**G. A. DEADMAN,**  
Druggist, etc., Brussels.

## THE YUCCA BRUSH!!

BY MAIL SIX CENTS EACH.

I also manufacture a first-class article of Comb Foundation, and keep in Stock Sections, Honey Knives, Cans, Smokers, etc. Write for particulars.

**W. W. BLISS,**  
Duarte, Cal.

ESTABLISHED 1855.

## BEE SWAX HEADQUARTERS.

We have constantly on hand a large stock of Domestic and Imported Bees-wax in original shape, which we offer to manufacturers of Comb Foundation at lowest prices. We guarantee all our bees-wax absolutely pure. Write to us for prices. Address,

**R. ECKERMANN & WILL,**  
Beeswax Bleachers and Refiners. **Syracuse, N. Y.**

## NORWAY SPRUCE.

Something for every Bee-keeper. Shelter your Apiary. Large quantities at low prices. Send for price list.

**A. GILCHRIST,**  
GUELPH P. O., ONT.

# BEE-HIVES, SECTIONS,

## Foundation & Apiarian Supplies.

Having a large stock of sections on hand we will fill orders in March at the following prices:

4½x4½, in lots of 500 to 4,000, per 1,000,	\$5.00
“ “ “ “ “ “ “ “ “ “ “ “	4.75
“ “ “ “ “ “ “ “ “ “ “ “	4.50
“ “ “ “ “ “ “ “ “ “ “ “	4.50

4½x4½, at same prices. All V-grooved.

Our Section-Cases and Shipping-Crates are as good as any in the market, and at correspondingly low prices. For description and prices of the SUCCESS HIVE, send for Price-List. Estimates given on all other hives

### QUEENS AND BEES FOR 1886.

We make a specialty of rearing the ALBINO QUEENS AND BEES. Price-List free.  
**S. VALENTINE & SON** Hagerstown, Md.

## SECTIONS!

## SECTIONS!

### Lake's All-in-One-Piece!!

4¼x4¼x2—to 1½.....\$3.00 PER 1,000.  
5¼x5¼x2—to 1½.....\$4.00 PER 1,000.

### SPECIAL FREIGHT RATES GUARANTEED.

### New Firm.

### New Factory

### New Machinery.

*Samples and Price List, with unsolicited Testimonials, sent on receipt of five cent stamp to pay postage.*

"Sections received. As far as material and workmanship is concerned they cannot be excelled. Send me 10,000.

"R. STEHLE,  
Marietta, Ohio.

"We would like the exclusive agency of the whole Northwest Territory. Send us 10,000 at once.

"HAVE & SON,  
Council Bluffs, Iowa.

Address,

**LAKE BROS. & CO.,**  
CATONVILLE, MD.

Lock Box, 17.