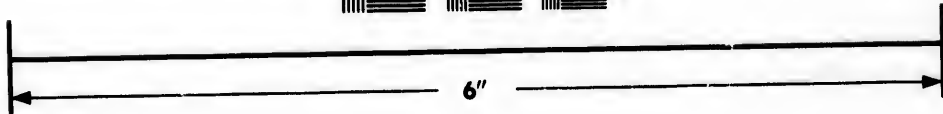



**IMAGE EVALUATION
TEST TARGET (MT-3)**



**Photographic
Sciences
Corporation**

23 WEST MAIN STREET
WEBSTER, N.Y. 14580
(716) 872-4503

1.5
1.6
1.8
2.0
2.2
2.5
2.8
3.2
3.6
4.0

**CIHM/ICMH
Microfiche
Series.**

**CIHM/ICMH
Collection de
microfiches.**



Canadian Institute for Historical Microreproductions / Institut canadien de microreproductions historiques

1.0
1.1
1.2
1.3
1.4
1.5
1.6
1.8
2.0
2.2
2.5
2.8
3.2
3.6
4.0

© 1983

Technical and Bibliographic Notes/Notes techniques et bibliographiques

The Institute has attempted to obtain the best original copy available for filming. Features of this copy which may be bibliographically unique, which may alter any of the images in the reproduction, or which may significantly change the usual method of filming, are checked below.

L'Institut a microfilmé le meilleur exemplaire qu'il lui a été possible de se procurer. Les détails de cet exemplaire qui sont peut-être uniques du point de vue bibliographique, qui peuvent modifier une image reproduite, ou qui peuvent exiger une modification dans la méthode normale de filmage sont indiqués ci-dessous.

- Coloured covers/
Couverture de couleur
- Covers damaged/
Couverture endommagée
- Covers restored and/or laminated/
Couverture restaurée et/ou pelliculée
- Cover title missing/
Le titre de couverture manque
- Coloured maps/
Cartes géographiques en couleur
- Coloured ink (i.e. other than blue or black)/
Encre de couleur (i.e. autre que bleue ou noire)
- Coloured plates and/or illustrations/
Planches et/ou illustrations en couleur
- Bound with other material/
Relié avec d'autres documents
- Tight binding may cause shadows or distortion
along interior margin/
La reliure serrée peut causer de l'ombre ou de la
distortion le long de la marge intérieure
- Blank leaves added during restoration may
appear within the text. Whenever possible, these
have been omitted from filming/
Il se peut que certaines pages blanches ajoutées
lors d'une restauration apparaissent dans le texte,
mais, lorsque cela était possible, ces pages n'ont
pas été filmées.
- Additional comments:/
Commentaires supplémentaires: Various pagings.

- Coloured pages/
Pages de couleur
- Pages damaged/
Pages endommagées
- Pages restored and/or laminated/
Pages restaurées et/ou pelliculées
- Pages discoloured, stained or foxed/
Pages décolorées, tachetées ou piquées
- Pages detached/
Pages détachées
- Showthrough/
Transparence
- Quality of print varies/
Qualité inégale de l'impression
- Includes supplementary material/
Comprend du matériel supplémentaire
- Only edition available/
Seule édition disponible
- Pages wholly or partially obscured by errata
slips, tissues, etc., have been refilmed to
ensure the best possible image/
Les pages totalement ou partiellement
obscurcies par un feuillet d'errata, une pelure,
etc., ont été filmées à nouveau de façon à
obtenir la meilleure image possible.

This item is filmed at the reduction ratio checked below/
Ce document est filmé au taux de réduction indiqué ci-dessous.

10X	12X	14X	16X	18X	20X	22X	24X	26X	28X	30X	32X
						✓					

The copy filmed here has been reproduced thanks to the generosity of:

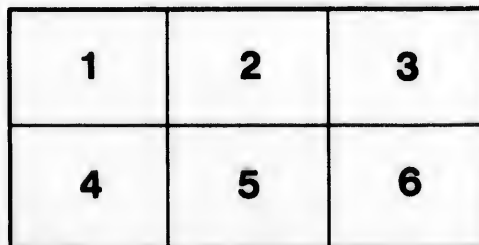
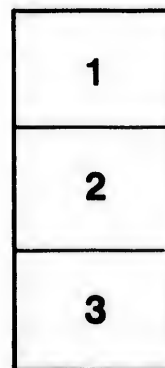
Library
Indian and Northern Affairs

The images appearing here are the best quality possible considering the condition and legibility of the original copy and in keeping with the filming contract specifications.

Original copies in printed paper covers are filmed beginning with the front cover and ending on the last page with a printed or illustrated impression, or the back cover when appropriate. All other original copies are filmed beginning on the first page with a printed or illustrated impression, and ending on the last page with a printed or illustrated impression.

The last recorded frame on each microfiche shall contain the symbol \rightarrow (meaning "CONTINUED"), or the symbol ∇ (meaning "END"), whichever applies.

Maps, plates, charts, etc., may be filmed at different reduction ratios. Those too large to be entirely included in one exposure are filmed beginning in the upper left hand corner, left to right and top to bottom, as many frames as required. The following diagrams illustrate the method:



L'exemplaire filmé fut reproduit grâce à la générosité de:

Bibliothèque
Affaires indiennes et du Nord

Les images suivantes ont été reproduites avec le plus grand soin, compte tenu de la condition et de la netteté de l'exemplaire filmé, et en conformité avec les conditions du contrat de filmage.

Les exemplaires originaux dont la couverture en papier est imprimée sont filmés en commençant par le premier plat et en terminant soit par la dernière page qui comporte une empreinte d'impression ou d'illustration, soit par le second plat, selon le cas. Tous les autres exemplaires originaux sont filmés en commençant par la première page qui comporte une empreinte d'impression ou d'illustration et en terminant par la dernière page qui comporte une telle empreinte.

Un des symboles suivants apparaîtra sur la dernière image de chaque microfiche, selon le cas: le symbole \rightarrow signifie "A SUIVRE", le symbole ∇ signifie "FIN".


Les cartes, planches, tableaux, etc., peuvent être filmés à des taux de réduction différents. Lorsque le document est trop grand pour être reproduit en un seul cliché, il est filmé à partir de l'angle supérieur gauche, de gauche à droite, et de haut en bas, en prenant le nombre d'images nécessaire. Les diagrammes suivants illustrent la méthode.


re
détails
es du
modifier
er une
l'image

es

errata
to

t
e pelure,
on à





RULES AND REGULATIONS

FOR THE


FORMATIONS, FIELD-EXERCISE,

AND

MOVEMENTS,

OF

HIS MAJESTY'S FORCES.



By His Majesty's Command.

*Adjutant General's Office,
June 1, 1792.*

RULES AND REGULATIONS
FOR THE
FORMATIONS, FIELD-EXERCISE,
AND
MOVEMENTS,
OF
HIS MAJESTY'S FORCES.

THE SECOND EDITION.

WAR-OFFICE, PRINTED;
AND SOLD BY
J. WALTER, AT HOMER'S HEAD, CHARING-CROSS.
M, DCC, XCIV.

ENTERED AT STATIONERS HALL.

*Adjutant-General's Office,
1st June, 1792.*

HIS MAJESTY thinking it highly expedient and necessary, for the benefit of his service at large, that one uniform system of field-exercise and movement, founded on just and true principles, should be established, and invariably practised, throughout his whole army, is therefore pleased to direct, that the rules and regulations approved of by his MAJESTY for this important purpose, and now detailed and published herewith, shall be strictly followed and adhered to, without any deviation whatsoever therefrom:— And such orders before given, as may be found to interfere with, or counteract, their effect and operation, are to be considered as hereby cancelled and annulled. It is his MAJESTY'S farther pleasure, that the General Officers appointed to review his troops shall be instructed to pay particular attention to the performance of every part of these Regulations, and to report their observations

(viii)

thereupon, for his MAJESTY'S information, so that the exact uniformity required in all movements may be attained and preserved, and his Royal intentions thereby carried into full effect.

BY HIS MAJESTY'S COMMAND,

WILLIAM FAWCETT,

ADJUTANT GENERAL,

(ix)

RULES AND REGULATIONS
FOR THE
FORMATION, FIELD EXERCISE,
AND
MOVEMENTS,
OF
HIS MAJESTY'S FORCES.

THE great object in view, from the following regulations, is to establish one general and just system of movement, which directing and governing the operations of great, as well as of small bodies of troops, is to be rigidly conformed to and practised by every regiment in HIS MAJESTY'S service.

To attain this important purpose, it is necessary to reconcile celerity with order; to prevent hurry, which must always produce confusion, loss of time, unsteadiness, irresolution, inattention to command, &c.; to ensure precision and correctness, by which alone great bodies will be able to arrive at their object in good order, and in the shortest space of time; to inculcate and enforce the necessity of military dependance, and of mutual support in action, which are the great ends of discipline; to simplify the execution, and to abridge the variety of movements, as much as possible, by adopting such only as are necessary for combined exertions in corps, and that can be required or applied in service, regarding all matters of parade and show merely as secondary objects; to ascertain to all ranks the part each will have to act in every change of situation that can happen, so that explanation may not retard at the moment when execution should take place; to enable the commanding officer of any body of troops, whether great or small, to retain the whole relatively as it were in his hand and management, at every instant, so as to be capable of restraining the bad effects such ideas of independant and individual exertion as are visionary and hurtful, and of directing them to their true and proper objects, those of order, of combined effort, and of regulated obedience, by the united force of all which a well-disciplined enemy can only be defeated.

The rules hereafter laid down will be found few, simple, and adapted to the understanding and comprehension of every individual; but they will require perfect attention in all ranks.—In the soldier an equal and cadenced march, acquired and confirmed by habit, independent of music or sound.—In the officer precision and energy of command; the preservation of just distances; and the accurate leading of divisions on given points of march and formation. These circumstances, together with the united exertions of all, will soon attain that precision of movement which is so essential, and without which valour alone will not avail.

These REGULATIONS are divided into PARTS, and each part sub-divided into HEADS, and *Sections* of explanation.

PART I. OF THE DRILL OR INSTRUCTION OF THE RECRUIT.—The several articles of instruction, and the progression and manner in which they are to be taught, are explained in 40 *Sections*.

PART II. OF THE PLATOON OR COMPANY.—The instruction, and various operations of the company which enable it to act in battalion, are explained in 25 *Sections*.

PART

PART III. OF THE BATTALION.—The several operations, changes of position, and movements necessary for the battalion, when acting singly, or in line with others, are explained in 108 *Sections*.

PART IV. OF THE LINE.—The principal circumstances relative to the movements of a considerable line are explained in 32 *Sections*.

CONTENTS.

C O N T E N T S.

R E C R U I T.

	Secs.	Without Arms.	Page
Each Recruit separately instructed.	1.	<i>Position of the soldier</i>	3
	2.	<i>Standing at ease</i>	4
	3.	<i>Turning eyes</i>	5
	4.	<i>The facings</i>	5
	5.	<i>Position in marching</i>	7
	6.	<i>Ordinary step</i>	7
	7.	<i>The halt</i>	8
	8.	<i>Oblique step</i>	9
Three or four Recruits formed at open files.	9.	<i>Dressing when halted</i>	10
	10.	<i>Stepping out</i>	12
	11.	<i>Mark time</i>	13
	12.	<i>Stepping short</i>	13
	13.	<i>Changing the feet</i>	14
	14.	<i>The file or closing step</i>	14
	15.	<i>Back step</i>	15
	16.	<i>The quick step</i>	16

17. *The*

	Seēt.	Page
Six or eight Recruits in one rank, at close files.	17. <i>The quickest step</i>	17
	18. <i>File marching</i>	19
	19. <i>Wheeling a single rank from the halt</i>	20
	20. <i>Wheeling a single rank from the march</i>	21
	21. <i>Wheeling a single rank backward</i>	22
	22. <i>Wheeling a single rank on a moveable pivot</i>	23

With Arms.

Each Recruit.	23. <i>Position of the soldier</i>	25
	24. <i>Different motions of the firelock</i>	26
Six or Eight Files of Recruits in a Squad.	25. <i>Attention in forming the squad</i>	27
	26. <i>Open order</i>	28
	27. <i>Close order</i>	28
	28. <i>Manual order</i>	29
	29. <i>Platoon exercise</i>	29
	30. <i>Firings</i>	29
	31. <i>Marching to the front and rear</i>	30
	32. <i>Open and close order on the march</i>	32
	33. <i>March in file to a flank</i>	33
	34. <i>Wheeling in file</i>	34
	35. <i>Oblique marching in front</i>	35
	36. <i>Oblique marching in file</i>	36
	37. <i>Wheeling forward from the halt</i>	37
	38. <i>Wheeling backward</i>	37
	39. <i>Wheeling from the march on a halted and moveable pivot</i>	38
	40. <i>Stepping out, stepping short, mark time, changing feet, the side step, stepping back</i>	38

End of First Part.

PLATOON

Page

17
19
20
21
22
23

25
26

27
28
28
29
29
29
30
32
33
34
35
36
37
37
38
38

PLATOON OR COMPANY.

Sect.	— —	Page
41. Formation of the Platoon	— —	41
42. Marching to the front	— —	43
43. The side step	— —	45
44. The back step	— —	46
45. File marching	— —	47
46. Wheeling from a halt	— —	47
47. Wheeling forward by sub-divisions from line		48
48. Wheeling backward by sub-divisions from line		49
49. Marching on an alignement in open column of sub-divisions	— —	} 50
50. Wheeling into line from open column of sub-divisions		51
51. Sub-divisions wheeling into an alignement		53
52. Sub-divisions wheeling into a new direction on a moveable pivot	— —	} 55
53. Counter-march by files	— —	56
54. Wheeling on the center of the platoon		58
55. Oblique marching	— —	59
56. Increasing and diminishing the front of an open column halted	— —	} 59
57. Increasing and diminishing on the march		61
58. Sub-divisions pass a defile, by breaking off files		63
59. Marching in quick time	— —	65
60. Forming to the front from file	—	65
61. Forming from file to either flank	—	67
62. To form to either flank from column of sub-divisions		68
63. March in echelon by sections	—	69
64. From three ranks, forming in two ranks		71
65. From two ranks, forming into three ranks		72
66.		
67. } Exercise of the company	— —	73
68. }		
69. }		

End of Second Part.

P A R T

PART THIRD.

B A T T A L I O N.

Sect.		Page
	FORMATION OF THE COMPANY —	78
70.	<i>Company to take open order from close order</i>	80
71.	<i>Company to take close order from open order</i>	81
	FORMATION OF THE BATTALION —	82
72.	<i>Battalion to take open order</i> — —	86
73.	<i>Battalion to resume close order</i> —	88
	GENERAL CIRCUMSTANCES OF MOVEMENT	90
74.	<i>Commands</i> — —	90
75.	<i>Distance of files</i> — —	92
76.	<i>Distance of ranks</i> — —	94
77.	<i>Depth of formation</i> — —	95
78.	<i>Music and drums</i> — —	96
79.	<i>Marching</i> — —	97
80.	<i>Wheeling</i> — —	99
81.	<i>Movements</i> — —	106
82.	<i>Points of march</i> — —	108
83.	<i>The alignment</i> — —	109
84.	<i>Points of formation</i> — —	110
85.	<i>Dressing</i> — —	113
	OPEN COLUMN — —	116
	BATTALION OPEN COLUMN —	118
	ASSEMBLY, &C. OF THE BATTALION	128
86.	<i>Exercise of the battalion</i> —	129
	BATTALION STANDING IN OPEN COLUMN	130
	DIMINISH OR ENCREASE FRONT OF COLUMN	137
87.	<i>Diminish</i> } <i>On the march</i> —	{ 139
88.	<i>Encrease</i> } —	{ 140
89.	<i>Diminish</i> } <i>When halted</i> —	{ 142
90.	<i>Encrease</i> } —	{ 143

PASSAGE

C O N T E N T S. xvii

Sect.		Page
	PASSAGE OF BRIDGE OR DEFILE FROM LINE — — — } 144	
91.	<i>To the front</i> — — —	144
92.	<i>To the rear</i> — — —	146
93.	<i>Marching off in column from one flank</i> <i>towards another</i> — — — } 147	
94.	MARCH OF THE BATTALION IN FILE	149
95.	<i>General formations from file</i> — —	150
96.	<i>Formation in open column from file</i>	151
	COUNTER-MARCH BY FILES —	153
97.	} <i>Counter-march</i> { <i>from both flanks</i> —	154
98.		{ <i>from the center</i> —
99.	<i>Counter-march by divisions</i> —	156
	COUNTER-MARCH IN COLUMN —	158
100.	<i>Divisions by files</i> — —	158
101.	<i>The column by divisions from the rear</i>	160
102.	<i>By wings standing, and exchanging ground</i>	162
103.	<i>By wings passing through each other</i>	163
	GENERAL CHANGES OF POSITION	164
104.	<i>The several changes of position of a battalion</i>	167
105.	<i>The several entries on a new line in open column</i>	170
	WHEEL AND MARCH FROM LINE INTO COLUMN, AND FROM COLUMN INTO LINE — — — } 175	
106.	} <i>Wheel forward into open line</i> — —	{ 175
107.		— —
108.	} <i>Wheel back into open column</i> — —	{ 178
109.		— —
	b	110. <i>Wheel</i>

Sect.		Page
110.	<i>Wheel into column of sub-divisions</i>	179
111.	<i>March in prolongation of the line</i>	180
112.	} <i>Change of direction on a moveable pivot</i>	181
113.		
114.	<i>Wheel on a halted pivot into an alignment</i>	182
115.	} <i>Wheel of open column into an alignment</i>	182
116.		
117.		
118.	<i>Halt, and wheel up of column into line</i>	187
119.	<i>Wheel of sub-division column into line</i>	191

CHANGES OF POSITION IN OPEN COLUMN } 192
FROM LINE — —

120.	} <i>On a flank halted division</i> { <i>to the front</i>	193
121.		
122.	<i>On a central division halted</i>	197
123.	<i>To a distant position, by filing divisions</i>	199
124.	} <i>When the open column arrives where its head is to remain</i>	202
125.		
126.	} <i>When the open column arrives where a central division is to remain</i>	205
127.		
128.	<i>When the divisions of the open column pass each other to form on the line.</i>	208
129.	<i>When the open column forms in line by the eventail movement.</i>	209

CHANGES OF POSITION OF THE OPEN COLUMN } 211
— —

130.	} <i>Change of position</i> { <i>on a front</i>	} <i>division</i> { 211		
131.			on a central	212
132.			on a rear	212

C O N T E N T S. xix

Page	Sect.	Page.
179	133.	213
180	134.	214
181	135.	214
182	136. Formation to flank not the pivot one.	215
182	CLOSE COLUMN. — —	216
185	FORMATION OF CLOSE COLUMN FROM LINE.	218
186		
187		
191	137. Before or behind a flank company.	218
	138. On a central company. —	219
192	139. March of column to a flank. —	221
	140. March of column to the front. —	222
193	141. The column halted, takes a new direction.	222
195	142. The column marching, changes direction.	223
197	143. Counter-march in close column. —	224
199	DEPLOYMENT INTO LINE. —	225
202	CLOSE COLUMN OF COMPANIES DEPLOYS.	227
204		
205	144. On the front } — — —	227
	145. On the rear } division. — —	229
207	146. On a central } — — —	231
208	147. { Column of companies, forms column of two } companies. —	232
209	DEPLOYS. — —	234
	148. On the front } — —	234
211	149. On the rear } division. — —	235
	150. On a central } — —	236
211	OBLIQUE DEPLOYMENTS. —	237
212		
212	151. } On an oblique line { advanced.	238
Page	152. } { retired.	239
	b 2	Formation

xx C O N T E N T S

Sect.		Page.
153.	{ <i>Formation of the line in the prolongation of the flank of the column, and on any division.</i> }	240
	ECHELLON. — —	241
	CHANGES OF POSITION BY COMPANY ECHEL- LONS. — —	245
154.	<i>Wheel of battalion into echelon.</i>	246
155.	<i>March and halt into echelon.</i>	— 248
156.	<i>Wheel back into parallel line.</i>	— 250
157.	<i>March up into oblique line.</i>	— 251
158.	{ <i>Formation in line from open column by the echelon march.</i> }	— 253
159.	{ <i>The battalion { forward } on a flank.</i>	255
160.	{ <i>thrown { backward } company.</i>	258
161.	<i>Change of position, on a central company.</i>	260
162.	<i>Change of position on a distant point.</i>	262
163.	{ <i>March of direct echelon to the front and formation in line.</i> }	— 263
	ECHELLON CHANGES BY SUB-DIVISIONS.	264
164.	<i>If the battalion is halted.</i>	— 265
165.	<i>If the battalion is marching in line.</i>	268
	MARCH OF THE BATTALION IN LINE.	270
166.	<i>When the battalion advances.</i>	272
167.	<i>When the battalion dresses.</i>	— 278
168.	<i>When the battalion retires.</i>	— 281
169.	<i>Changes of direction when in movement.</i>	283
	PASSAGE OF OBSTACLE. —	286
170.	<i>When front of obstacle is considerable.</i>	287
		171. <i>When</i>

C O N T E N T S. xxi

Sect.		Page.
171.	<i>When the obstacle encreases.</i> —	288
172.	<i>When the obstacle is pass'd, or diminishes.</i>	289
173.	<i>When the battalion fires in passing.</i>	291
174.	<i>Passing the obstacle by files.</i> —	292
175.	{ <i>Passing a wood by companies filing.</i>	294
		295
176.	<i>Retiring by alternate companies.</i>	298
177.	{ <i>Advancing or retiring by half battalions,</i>	299
		299
178.	<i>When the battalion forms a square or oblong.</i>	301
	<i>March by a face.</i> —	302
	<i>March by an angle.</i> —	303
	<i>Oblong formed from open column of march.</i>	306
	<i>March in open ground, prepared against cavalry.</i>	306

End of Third Part.

<i>Inspection or review.</i>	310
<i>Light infantry</i> —	332

THE LINE.

<i>Seft.</i>		Page.
	MOVEMENTS OF A LINE. —	344
	OPEN COLUMN OF THE LINE.	349
	GENERAL CHANGES OF POSITION OF A LINE.	351
179.	<i>Taking up lines of march and formation.</i>	356
180.	{ <i>Open column, enters, marches, forms on an alignement.</i> — }	359
181.	{ <i>Formation in line, on detached adjutants from column, or assembly in mafs of battalions.</i> — }	366
182.	{ <i>Entry and formation of the rear battalions of a column, on an alignement, when the head ones have halted on it.</i> }	372
183.	} <i>Changes of position.</i> {	373
184.		374
185.		375
186.	{ <i>Change of position, by the vourff, or quick movement.</i> — }	377
	CLOSE COLUMN OF THE LINE.	380
187.	{ <i>From column of march, to form close column, and line.</i> }	382
188.	<i>Oblique deployments.</i>	386
189.	<i>When battalion close column forms square.</i>	388
190.	<i>Several close columns, formed from the same line.</i>	390
191.	<i>Several close columns form in one line.</i>	390
192.	<i>Two columns exchange places.</i>	391
193.	<i>Two columns form in one line.</i>	392
194.	<i>Two columns form in two lines.</i>	393

EHELLON

C O N T E N T S. xxiii

Sect.	Page.
ECHELLON MOVEMENTS OF THE LINE.	
	394
195.	396
196.	397
197.	398
198.	400
199.	401
200.	403
	405
MARCH OF THE LINE IN FRONT.	
	406
201.	408
202.	415
203.	418
	421
204.	422
205.	423
206.	425
207.	427
CHEQUERED RETREAT OF THE LINE.	
	429
	431
	433
PASSAGE OF LINES.	
	434
	434
	435
	When

xxiv C O N T E N T S.

<i>Self.</i>		Page.
	<i>When a height is to be crowned.</i>	436
	<i>When a wing is thrown back.</i>	437
	<i>When a wing is refused.</i>	437
SECOND LINES.		438
208.	{ <i>Two lines change position on a central point</i> <i>of the first.</i>	442
209.	{ <i>Two lines change</i> { <i>forward</i> } <i>on a flank</i> }	444
210.	{ <i>position</i> { <i>backward</i> } <i>of the first.</i> }	445
211.	{ <i>Two lines in march</i> { <i>forward</i> } { <i>by an alter-</i>	446
	{ <i>change to a flank</i> { <i>backward</i> } { <i>ation of their</i>	447
	{ <i>position</i> { <i>backward</i> } { <i>direction.</i> }	
COLUMN OF ROUTE.		448
	<i>General Remarks.</i>	455

End of Fourth Part.

P A R T I.

INSTRUCTION OF THE RECRUIT.

THE several heads of instruction for recruits are to be attended to, and followed, in the manner and order here set forth. It requires in the instructors to whom this duty is intrusted, and who are to be answerable for the execution of it, the most unremitting perseverance, and accurate knowledge of the part each has to teach, and a clear and concise manner of conveying his instructions; but with a firmness that will command from men a perfect attention to the directions he is giving them.—He must allow for the weak capacity of the recruit; be patient, not rigorous, where endeavour and good-will are evidently not wanting: quickness is not at first to be required, it is the result of much practice. If officers and instructors are not critically exact in their own commands, and in observing the execution of what is required from others, slovenliness must take place, labour be ineffectual, and the end proposed will never be attained.

A

The

The recruit must be carried on progressively; he should comprehend one thing before he proceeds to another.—In the first circumstances of position, firelock, fingers, elbows, &c. are to be justly placed by the instructor; when recruits are more advanced, they should not be touched; but from the example shown, and the directions prescribed, be taught to correct themselves when so admonished. Recruits should not be kept too long at any particular part of their exercise, so as to fatigue or make them uneasy; and marching without arms should be much intermixed with the firelock instruction,—fife, or music, must on no account be used; but the recruit is to be confirmed by habit alone in that cadence of step which he is afterwards to maintain in his march to the enemy, in spite of every variety of noise and circumstance, that may tend to derange him.

In the manner hereafter prescribed, must each recruit be trained singly, and in squad; nor until he is steadied in these, and in other points of his duty, is he to be allowed to join the battalion; for one awkward man, imperfect in his march, or whose person is distorted, will derange his division, and of course operate on the battalion and line, in a still more consequential manner.—Every soldier on his return from long absence, must be redrilled before he is permitted to act in the ranks of his company.

Remarks upon the necessity, utility, or application, of what is hereafter prescribed, are as much as possible avoided in the first and second parts: such remarks properly belong to the third, or battalion part, with the principles of whose movements it must be supposed an instructor is sufficiently acquainted.

WITH-

WITHOUT ARMS.

S. I. Position of the Soldier.

THE equal squareness of the shoulders and body to the front is the first and great principle of the position of a soldier.—The heels must be in a line, and closed.—The knees straight, without stiffness.—The toes a little turned out, so that the feet may form an angle of about 60 degrees.—Let the arms hang near the body, but not stiff, the flat part of the hand and little finger touching the thigh; the thumbs as far back as the seams of the breeches;—The elbows and shoulders to be kept back; the belly rather drawn in, and the breast advanced, but without constraint; the body upright, but inclining forward, so that the weight of it principally bears on the fore part of the feet;—the head to be erect, and neither turned to the right nor left.

The position in which a soldier should move, determines that in which he should stand still.—Too many methods cannot be used to supple the recruit, and banish the air of the rustic.—But that excess of setting up, which stiffens the person, and tends to throw the body backward instead of forward, is contrary to every true principle of movement, and must therefore be most carefully avoided.

N. B. The words on the margin, which are printed in *Italicks*, are the words of command to be given by the instructor.

S. 2. *Standing at Ease.*

Stand at Ease. { On the words *Stand at Ease*, the right foot is to be drawn back about six inches, and the greatest part of the weight of the body brought upon it; the left knee a little bent; the hands brought together before the body; but the shoulders to be kept back, and square; the head to the front, and the whole attitude without constraint.

Attention. { On the word *Attention*, the hands are to fall smartly down the outside of the thighs; the right heel to be brought up in a line with the left; and the proper unconstrained position of a foldier immediately resumed.

When standing at ease for any considerable time in cold weather, the men may be permitted, by command, to move their limbs; but without quitting their ground, so that upon the word *Attention*, no one shall have materially lost his dressing in the line.

S. 3. *Eyes*

S. 3. *Eyes to the Right.*

<i>Eyes Right.</i>	{	On the words, <i>Eyes to the Right</i> ,
<i>Eyes Left.</i>		glance the eyes to the right, with the slightest turn possible of the head.
<i>Eyes Front.</i>		At the words, <i>Eyes to the Left</i> , cast the eyes in like manner to the left.
		On the words, <i>Eyes to the Front</i> , the look, and head, are to be directly to the front, the habitual position of the soldier.

These motions are only useful on the wheeling of divisions, or when dressing is ordered after a halt; and particular attention must be paid in the several turnings of the eyes, to prevent the soldier from moving his body, which should be preserved perfectly square to the front.

S. 4. *The Facings.*

In going through the facings, the left heel never quits the ground; the body must rather incline forward, and the knees be kept straight.

<i>To the Right-face.</i>	{	1st. Place the hollow of the right foot smartly against the left heel, keeping the shoulders square to the front.
		2d. Raise the toes, and turn to the right on both heels.

A 3

1st. Place

Eyes

To the Left-face.

1st. Place the right heel against the hollow of the left foot, keeping the shoulders square to the front.

2d. Raise the toes, and turn to the left on both heels.

To the Right about-face.

1st. Place the ball of the right toe against the left heel, keeping the shoulders square to the front.

2d. Raise the toes, and turn to the right about on both heels.

3d. Bring the right foot smartly back in a line with the left.

To the Left about-face.

1st. Place the right heel against the ball of the left foot, keeping the shoulders square to the front.

2d. Raise the toes, and turn to the left about on both heels.

3d. Bring up the right smartly in a line with the left.

The greatest precision must be observed in these facings, for if they are not exactly executed, a body of men, after being properly dressed, will lose their dressing, on every small movement of facing.

S. 5. *Position in Marching.*

In marching, the soldier must maintain, as much as possible, the position of the body as directed in Sect. 1. He must be well balanced on his limbs. His arms and hands, without stiffness, must be kept steady by his sides, and not suffered to vibrate. He must not be allowed to stoop forward, still less to lean back. His body must be kept square to the front, and thrown rather more forward in marching than when halted, that it may accompany the movement of the leg and thigh, which movement must spring from the haunch. The ham must be stretched, but without stiffening the knee. The toe a little pointed, and kept near the ground, so that the shoe-soles may not be visible to a person in front. The head to be kept well up, straight to the front, and the eyes not suffered to be cast down. The foot, without being drawn back, must be placed flat on the ground.

March. }

 S. 6. *Ordinary Step.*

The length of each pace, from heel to heel, is 30 inches, and the recruit must be taught to take 75 of these steps in a minute, without tottering, and with perfect steadiness.

The *ordinary* step being the pace on all occasions whatever, unless greater celerity be particularly ordered, the recruit must be carefully trained, and thoroughly instructed in this most essential part of his duty, and perfectly made to understand, that he is to maintain it for a long period of time together, both in line and in column, and in rough as well as smooth ground, which he may be required to march over. This is the slowest step which a recruit is taught, and is also applied in all movements of parade.

S. 7. *The Halt.*

Halt. { On the word *Halt*, let the rear foot be brought upon a line with the advanced one, so as to finish the step which was taking when the command was given.

N. B. The words *Halt, wheel—Halt, front—Halt, dress*—are each to be considered as one word of command, and no pause made betwixt the parts of their execution,

S. 8. *Oblique*

S. 8. *Oblique Step.*

*To the Left, Oblique
March.*

Fig. 1.

When the recruit has acquired the regular length and cadence of the ordinary pace, he is to be taught the oblique step. At the words, *To the Left, Oblique —March*, without altering his personal squareness of position, he will, when he is to step with his left foot, point, and carry it forward 19 inches in the diagonal line, to the left, which gives about 13 inches to the side, and about 13 inches to the front. On the word *Two*, he will bring his right foot 30 inches forward, so that the right heel be placed 13 inches directly before the left one. In this position he will pause, and on the word *Two*, continue to march, as before directed, by advancing his left foot 19 inches, pausing at each step till confirmed in his position; it being essentially necessary to take the greatest care that his shoulders be preserved square to the front. From the combination of these two movements, the general obliquity gained will amount to an angle of about 25 degrees. When the recruit is habituated to the lengths and directions of the step, he must be made to continue the march, without pausing, with firmness, and in the cadence of the ordinary pace, viz. 75 steps in the minute.

As

l occasions
particularly
ained, and
al part of
d, that he
e together,
as well as
d to march
recruit is
ements of

r foot be
nced one,
king when

front—
one word
the parts

Oblique

As all marching (the side-step excepted) invariably begins with the left foot, whether the obliquing commences from the halt, or on the march, the first diagonal step taken is by the leading foot of the side inclined to, when it comes to its turn, after the command is pronounced.

The squareness of the person, and the habitual cadenced step, in consequence, are the great directions of the oblique, as well as of the direct, march.

Each recruit should be separately and carefully instructed in the principles of the foregoing eight sections of the drill. They form the basis of all military movements.

Three or four recruits will now be formed in one rank, at very open files, and instructed as follows.

S. 9. *Dressing when halted.*

Dress. { Dressing is to be taught equally by the left as by the right. On the word *Dress*, each individual will cast his eyes to the point to which he is ordered to dress, with the smallest turn possible of the head, but preserving the shoulders and body square to their front. The whole person of the man must move as may be necessary, and bending backward or forward is not to be permitted. He must take short quick steps, thereby gradually and exactly to gain his position, and on no account be suffered to attempt it by any sudden or violent alteration, which
2 must

must infallibly derange whatever is beyond him. The faces of the men, and not their breasts or feet, are the line of dressing. Each man is to be able just to distinguish the lower part of the face of the second man beyond him.

In dressing, the eyes of the men are always turned to the officer, who gives the word *Dress*; and who is posted at the point by which the body halts; and who from that point corrects his men, on a point at, or beyond his opposite flank.

The faults to be avoided, and generally committed by the foldier in dressing, are, passing the line; the head too forward, and body kept back; the shoulders not square; the head turned too much.

Two, or more men, being moved forward, or backward, a given number of paces, and placed in the new line, and direction, the following commands will be given.

By the *Right, forward—Dress.*

By the *Right, backward—Dress.*

By the *Left, forward—Dress.*

By the *Left, backward—Dress.*

Eyes front. { As soon as the dressing is accomplished, the words *Eyes Front*, will be given, that heads may be replaced, and remain square to the front.

No rank, or body, ought ever to be dressed, without the person on its flank appointed to dress it, determining, or at least supposing a line, on which the rank, or body, is to be formed, and for that purpose taking as his object the distant flank man, or a point beyond such flank, or a man thrown out
on

on purpose;—dressing must then be made gradually, and progressively, from the fixed point, towards the distant flank one; and each man successively, but quickly, must be brought up into the true line, so as to become a new point, from whence the person directing proceeds in the correction of the others; and he himself, when so directing, must take care that his person, or his eyes at least, be in the true line, which he is then giving.

S. 10. Stepping out.

Step out. { The squad marches as already directed in ordinary time. On the words *Step out*, the recruit must be taught to lengthen his step to 33 inches, by leaning forward a little, but without altering the cadence.

This step is necessary when a temporary exertion in line, and to the front, is required; and is applied both to ordinary and quick time.

S. 11. Mark

S. 11. *Mark Time.*

- Mark Time.* { On the words *Mark Time*, the foot then advancing completes its pace; after which the cadence is continued, without gaining any ground, but alternately throwing out the foot, and bringing it back square with the other. At the words
- Ordinary Step.* { *Ordinary Step*, the usual pace of 30 inches will be taken.

This step is necessary marching in line, when any particular battalion is advanced, and has to wait for the coming up of others.

S. 12. *Stepping Short.*

- Step Short.* { On the word, *Step Short*, the foot advancing will finish its pace, and afterwards each recruit will step as far as the ball of his toe, and no
- Ordinary Step.* { farther, until the word *Ordinary Step*, be given, when the usual pace of 30 inches is to be taken.

This step is useful when a momentary retardment of either a battalion in line, or of a division in column, shall be required.

S. 13. *Changing the Feet.*

Change Feet. { To change the feet in marching, the advancing foot completes its pace, the ball of the other is brought up quickly to the heel of the advanced one, which instantly makes another step forward, so that the cadence may not be lost.

This may be required of an individual, who is stepping with a different foot from the rest of his division; in doing which he will in fact take two successive steps with the same foot.

S. 14. *The Side or Closing Step.*

The side or closing step is performed from the halt in ordinary time, by the following commands.

Close to the Right—March.

Close to the Left—March.

Close to the Right, March. { In closing to the right, on the word *March*, eyes are turned to the right, and each man carries his right foot about 12 inches directly to his right (or if the files are closed, to his neighbour's left foot), and instantly brings up his left foot, till the heel touches his

his right heel; he then pauses, so as to perform this movement in ordinary time, and proceeds to take the next step in the same manner; the whole with perfect precision of time, shoulders kept square, knees not bent, and in the true line on which the body is formed.—At the word *Halt*, the whole halt turn their eyes to the front, and are perfectly steady. (Vide S. 43.)

Halt.

S. 15. *Back Step.*

Step back, { The *Back Step* is performed in the ordinary time and length of pace, from the halt, on the command *Step back*,—
March. { *March.*—The recruit must be taught to move straight to the rear, preserving his shoulders square to the front, and his body erect.—On the word *Halt*, the foot in front must be brought back square with the other.
Halt.

A few paces only of the back step can be necessary at a time.

S. 16. *The*

S. 16. *The Quick Step.**Quick, March.*

The cadence of the ordinary pace having become perfectly habitual to the recruits, they are now to be taught to march a quick time, which is 108 steps in the minute, each of 30 inches, making 270 feet in a minute.—The command *Quick, March*, being given with a pause between them; the word *Quick*, is to be considered as a caution, and the whole to remain perfectly still and steady; on the word *March*, they step off with the left feet, keeping the body in the same posture, and the shoulders square to the front; the foot to be lifted off the ground, that it may clear any stones, or other impediments in the way, and to be thrown forward, and placed firm; the whole of the sole to touch the ground, and not the heel alone; the knees are not to be bent, neither are they to be stiffened, so as to occasion fatigue, or constraint.—The arms to hang with ease down the outside of the thigh; a very small motion to prevent constraint may be permitted; but not to swing out, and thereby occasion the least turn, or movement of the shoulder; the head is to be kept to the front, the body well up, and the utmost steadiness to be preserved.

This

This is the pace to be used in all *filings* of divisions from line into column, or from column into line; and by battalion columns of manœuvre, when independently changing position.—It may occasionally be used in the column of march of small bodies, when the route is smooth, and no obstacles occur; but in the march in line of a considerable body it is not to be required, and very seldom in a column of manœuvre; otherwise fatigue must arise to the soldier, and more time will be lost by hurry and inaccuracy, than is attempted to be gained by quickness.

The word *March*, given singly, at all times denotes that *ordinary* time is to be taken; when the *quick march* is meant, that word will precede the other.—The word *March* marks the beginning of movements from the *halt*; but is not given when the body is in previous motion.

S. 17. *The Quickest Step.*

The *quickest time*, or *wheeling march*, is 120 steps of 30 inches each, or 360 feet in the minute.—The directions already given for the march in quick time relate equally to the march in quickest time.

This is applied chiefly to the purpose of wheeling, and is the rate at which all bodies accomplish their *wheels*, the outward file stepping 33 inches, whether the wheel is from line into column, during the march in column, or from column into line.—In this *time* also should divisions double, and move up, when passing obstacles in line; or when in the column of march, the front of divisions is increased, or diminished.

This

B

Three

Three or four recruits in one rank, with intervals of 12 inches between them, should be practised in the different steps, that they may acquire a firmness and independence of movement.

Many different times of march must not be required of the soldier.—These three must suffice, ORDINARY TIME (75 steps in the minute), QUICK TIME (108 in the minute), WHEELING, or QUICKEST TIME (120 in the minute).

PLUMMETS, which vibrate the required times of march in a minute, are of great utility, and can alone prevent or correct uncertainty of movement; they must be in the possession of, and constantly referred to, by each instructor of a squad,—the several lengths of plummets, swinging the times of the different marches in a minute, are as follows:

	In.	Hund.
Ordinary time, - - - 75 steps in the minute - - - - -	} 24	96
Quick time, - - - 108 - - -	} 12	03
Quickest, or wheeling time, 120 - - -	} 9	80

A musket ball suspended by a string which is not subject to stretch, and on which are marked the different required lengths, will answer the above purpose, may be easily acquired, and should be frequently compared with an accurate standard in the adjutant's, or serjeant-major's possession. The length of the Plumbet is to be measured from the point of suspension to the center of the ball.

Accu-

Accurate distances of steps must also be marked out on the ground, along which the soldier should be practised to march, and thereby acquire the just length of pace.

Six or eight recruits will now be formed in a rank, at close files, having a steady, well-drilled soldier on their flank to lead,—and FILE MARCHING may be taught them.

S. 18. *File Marching.*

To the—face. { The recruits must first *face*, and then be instructed to cover each other exactly in file, so that the head of the man immediately before, may conceal the heads of all the others in his front.—
The strictest observance of all the rules for marching is particularly necessary in marching by files, which is first to be taught at the *ordinary time*, and afterwards in *quick time*.

March. { On the word *March*, the whole are immediately to step off together, gaining at the very first step 30 inches, and so continuing each step without encreasing the distance betwixt each recruit, every man locking or placing his advanced foot on the ground, before the spot from whence his preceding man had taken up his,—no looking down, nor leaning backward is to be suffered, on any pretence whatever,—the leader

is to be directed to march straight forward to some distant object given him for that purpose, and the recruits made to cover one another during the march, with the most scrupulous exactness,— great attention must be paid to prevent them from marching with their knees bent, which they will be very apt to do at first, from an apprehension of treading upon the heels of those before them.

S. 19. Wheeling of a single Rank, in ordinary Time from the Halt.

Right Wheel.

March.

At the word, *To the Right wheel*, the man on the right of the rank faces to the right; on the word *March*, they step off together, the whole turning their eyes to the left (the wheeling flank), except the man on the left of the rank, who looks inwards; and, during the wheel, becomes a kind of base line for the others to conform to, and maintain the uniformity of front. —The outward wheeling man always lengthens his step to 33 inches,—the whole observe the same time, but each man shortens his step in proportion as he is nearer to the standing flank on which the wheel is made,—during the wheel, the whole remain closed to the standing

standing flank; that is, they touch, without incommoding their neighbour; nor must they stoop forward, but remain upright,—opening out from the standing flank is to be avoided; closing in upon it, during the wheel, is to be resisted.—On the word *Halt, Dress*, each man halts immediately, without jumping forward, or making any false movements.

When the recruits are able to perform the wheel with accuracy in the *ordinary time*, they must be practised in wheeling in *quickest time*.

Nothing will tend sooner to enable the recruit to acquire the proper length of step, according to his distance from the pivot, than continuing the wheel without halting for several revolutions of the circle.—And also giving the word *Halt, Dress*, at instants not expected, and when only a 6th, 8th, or any smaller proportion of the circle is completed.

S. 20. *Wheeling of a single Rank, from the March.*

The recruits are first to be taught to perform this wheeling at the *ordinary time*, and afterwards in the *quickest*, or *proper wheeling time*,—the rank, marching to the front at the

Halt, Right, Wheel.

ordinary time, receives the word of command, *Halt, Right Wheel*, the man on the right of the rank instantly halts, and faces to his right; the rest of the rank, turning their eyes to the wheeling flank (as directed in the preceding section), immediately change the step together to *wheeling time*; as soon as the portion of the circle to be wheeled is completed, the words *Halt, Dress*, will be given (a pause of 2 or 3 seconds may be made), and then *March*, on which the whole rank steps off together at the ordinary time.

Halt, Dress.

March.

S. 21. *Wheeling Backwards, a single Rank.*

On the Right backwards, Wheel.

At the word *On the Right backwards, Wheel*, the man on the right of the rank faces to his left; at the word *March*, the whole step backward in wheeling time, dressing by the outward wheeling man, those nearest the pivot man making their steps extremely small, and those towards the wheeling man encreasing them as they are placed

March.

Halt.

Right Dress.

placed nearer to him.—The recruit in this wheel must not bend forward, nor be suffered to look down; but by casting his eyes to the wheeling flank, preserve the dressing of the rank.—On the word *Halt*, the whole remain perfectly steady, still looking to the wheeling flank till they receive the word *Right Dress.*

The recruits should be first practised to wheel backwards at the ordinary step; and at all times it will be necessary to prevent them from hurrying the pace; an error soldiers are very liable to fall into, particularly in wheeling backwards.—Where large bodies wheel from line into column, this wheeling is necessary to preserve the covering of pivot flanks, and the distances of the divisions, which the line is to break into.

S. 22. Wheeling of a single Rank on a moveable Pivot.

In wheeling on a moveable pivot, both flanks are moveable, and describe concentric circles round a point, which is removed a few paces from what would otherwise be the standing flank; and eyes are all turned towards the directing pivot man, whether he is on the outward flank, or on the flank wheeled to.

B 4

When

*Right Shoulders
forward.*

When the wheel is to be made to the directing pivot flank (suppose the left),—the rank marching at the ordinary pace, receives the word, *Right Shoulders forward*; on which the pivot man, without altering either the time or length of his pace, continues his march on the circumference of the lesser circle, and tracing out a considerable arch, on the principle of dressing, gradually brings round his rank to the direction required, without obliging the other flank, which is describing the circumference of a larger circle to too great hurry;—on the word *Forward*, shoulders are squared, and the pivot marches direct to his front.

Forward.

*Left Shoulders
forward.*

When the directing pivot is on the outward flank, and has to describe the circumference of the larger circle, on the word *Left Shoulders forward*, he will, without changing the time, or length of his pace, gradually bring round the rank to the required direction, so as to enable the inward flank to describe a similar arc of a lesser circle, concentric to the one he himself is moving on.—During both these wheels, the rank dresses to the proper pivot, and when he describes the smaller circle of the wheel, the other flank which has more ground to go over, will quicken its march, and step out.—When the pivot describes the greater circle of the wheel, the other flank, which

which has less ground to go over, will step shorter, and gradually conform.—In the first case, the recruit must be cautioned against opening out from the pivot; and, in the latter, from crowding on him.

The just performance of this mode of wheeling depends so much on the directing pivot, that a well-drilled soldier should, at first, be placed on the flank named, as the proper pivot, and changed occasionally.—It is used, when a column of march (in order to follow the windings of its route), changes its direction in general, less than the quarter circle.

WITH ARMS.

S. 23. *Position of the Soldier.*

When the firelock is given, and is shouldered, the person of the soldier remains in the position described (Section 1.), except, that the wrist of the left hand is turned out, the better to embrace the butt, the thumb alone is to appear in front, the four fingers to be under the butt, the left elbow is a little bent inwards, without being separated from the body, or being more backward or forward than the right one.—The firelock is placed in the hand, not on the middle of the fingers, and carried in such manner that it shall not raise, advance, or keep back one shoulder

shoulder more than the other; the butt must therefore be forward, and as low as can be permitted without constraint; the fore part nearly even with that of the thigh, and the hind part of it pressed by the wrist against the thigh; the piece must be kept steady and firm before the hollow of the shoulder; should the firelock be drawn back or attempted to be carried high, in that case, one shoulder will be advanced, the other kept back, and the upper part of the body distorted, and not placed square with respect to the limbs.

Each recruit must be separately taught the position of shouldered arms, and not allowed to proceed until he has acquired it.

S. 24. Different Motions of the Firelock.

The following motions of the firelock will be taught and practised as here set down, until each recruit is perfect in them; they being necessary for the ease of the soldier in the course of exercise.

<i>As mentioned in the ma- nual exer- cise.</i>	{ Supporting arms.
	{ Carrying arms.
	{ Ordering arms.
	{ Standing at ease.
	{ Attention.
	{ Shouldering from the order.

The recruit must be accustomed to *carry* his arms for a considerable time together; it is most essential
he

he should do so, and not be allowed to support *them* so often as is practised, under the idea of that long *carrying* them is a position of too much constraint.

A platoon, company, or battalion, are never to MARCH, OR HALT, OR FORM IN LINE, OR TO DRESS (which are situations where the greatest accuracy of front is required), but with *carried Arms*.—When such bodies are standing and halted, arms may be occasionally *supported*.—When marching in column, or that small divisions are moving any distance in file, firelocks may also be *supported*.

S. 25. *Attention in forming the Squad.*

When the SQUAD or division (consisting of from six to eight files) is ordered to *fall in*, each man with carried arms, will as quick as possible take his place in his rank, beginning from the flank, to which he is ordered to form; he will dress himself in line by the rule already given; assume the ordered position of a soldier, and stand perfectly still, and steady, until ordered to stand at ease, or that some other command be given him.—Attention must be paid, that the files are correctly closed; that the men in the rear ranks cover well, looking their file leaders in the middle of the neck;—That the ranks have their proper distance of one pace (30 inches) from each other;—That all the ranks are equally well dressed;—That the men do not turn their heads to the right, or left; and that each man has the proper unconstrained attitude of a soldier.

S. 26. *Open*

S. 26. *Open Order.*

*Rear ranks take
Open Order.*

March.

The recruits being formed in three ranks at close order, on the word *Rear ranks take Open Order*, the flank men on the right and left of the centre, and rear ranks, step briskly back one and two paces respectively, face to their right, and stand covered, to mark the ground on which each rank is to halt, and dress at open order; every other individual remains ready to move.—
On the word *March* the dressers front, and the center and rear ranks fall back one and two paces, each dressing by the right the instant it arrives on the ground.

S. 27. *Close Order.*

*Rear ranks take
Close Order.
March.*

On the word *Rear ranks take Close Order*, the whole remain perfectly steady; at the word *March*, the ranks close within one pace, marching one and two paces, and then halting.

S. 28. *Manual*

S. 28. Manual Exercise.

According to Regulation.

S. 29. Platoon Exercise.

According to Regulation.

S. 30. Firings.

When the recruits have acquired the management of their arms, and are perfect in the motions of the manual, and platoon exercises, they will be instructed at closed ranks in firing.

Direct to their front.
Obliquely to the right and left.
By files.

S. 31. Marching

S. 31. *Marching to the Front and Rear.*

Fig. 2. { The squad, or division, is to be particularly well dressed; files correct; arms carried; the rear ranks covering exactly, and each individual to have his just attitude and position before the squad is ordered to move.—The march will be made by the right or left flank, and a proper trained man will therefore conduct it.—The word *Squad*, or *Division*, may be given as a caution; and at the word *March*, each man steps forward a full pace.—The recruit must not turn his head to the hand to which he is dressing, as a turning of the shoulders would undoubtedly follow.—His elbows must be kept steady, without constraint; if they are opened from his body, the next man must be pressed upon; if they are closed, there arises an improper distance which must be filled up; in either case waving on the march will take place, and must therefore be avoided.

Halt, front. { Turning to the right or left, or about,
March. { in march, is not to be at first practised; but the squad is to *halt, front* by command, and then *march*.

On many occasions where a body great or small after a movement to the rear, or in file, is immediately to resume its proper front; instead of the words to halt, and face about, the word *Halt front*, as one command, will be given, when it is instantly to face to its proper front in line. Nor in general should there be any sensible pause between the halt front

front of any body, and it is after fronting, that the dressing if necessary, is ordered to take place.

As the being able to march straight forward is of the utmost consequence, he who commands at the drill will take the greatest pains in making his squad do so;—For this purpose he will often go behind his squad, or division, place himself behind the flank file by which the squad is to move in marching, and take a point, or object, exactly in front of that file; he will then command *March*, and remaining in his place, he will direct the advance of the squad, by keeping the flank file always in a line with the object.—It is also from behind, that one soonest perceives the leaning back of the soldier, and the bringing forward or falling back of a shoulder; faults which ought instantly to be rectified, as productive of the worst consequence in a line, where one man, by bringing forward a shoulder, may change the direction of the march, and oblige the wing of a battalion to run, in order to keep dressed.

In short, it is impossible to labour too much at making the soldier march straight forward, keeping always the same front as when he set off.—This is effected by moving solely from the haunches, keeping the body steady, the shoulders square, and the head to the front; and will without difficulty be attained by a strict attention to the rules given for marching, and a careful observance of an equal length of step, and an equal cadence, or time of march.

Changing from *ordinary* to *quick time*, and from *quick* to *ordinary time*, must always be preceded by a previous, but instantaneous *halt*; although this may not appear essential for the movements of a squad, division, or battalion, it is absolutely so for those of a larger body, and is therefore required in small ones.

Turning

Turning on the march, in order to continue it, though inaccurate and improper for a large body, is necessary, when companies, or their divisions are moving in file, and that without halting it is eligible to make them move on in front; or when moving in front, it is proper without halting to make them move on in file.

Right Turn. }
Left Turn. }

As helps for fixing the true time, or cadence of the march, the plummet must be frequently resorted to; the words *left, right*, may when necessary be repeated, slowly for ordinary time, and quicker for quick time.—Strong taps of the drum, if in just time, and regulated by the plummet, are also directed to be given immediately before the word *March*, thereby to imprint the required measure on the mind of the recruit; but they are on no account, or in any situation, to be given during the march.

S. 32. *Open, and Close Order, on the March.*

Rear ranks take Open Order. } The squad, when moving to the front in ordinary time, receives the word *Rear ranks take Open Order*, on which the front rank continues its march, without altering the pace, and the center and rear ranks mark the time, viz. the center once, and steps off at the second step; the rear stepping off on the third pace.

Rear R
Close

The a
all depl
ments of
dier can
battalion
this flan
or length
and equa

To the—
March

*Rear Ranks take
Close Order.*

On the word *Rear ranks take Close Order*, the center and rear ranks step nimbly up to close order, and instantly resume the pace, at which the front rank has continued to march.

S. 33. March in File to a Flank.

The accuracy of the march in file is so essential in all deployments into line, and in the internal movements of the divisions of the battalion, that the soldier cannot be too much exercised to it.—The whole battalion, as well as its divisions, is required to make this flank movement without the least opening out, or lengthening of the file, and in perfect cadence, and equality of step:

*To the—face
March.*

After *facing*, and at the word *March*, the whole squad steps off at the same instant, each replacing, or rather overstepping the foot of the man before him; that is, the right foot of the second man comes within the left foot of the first, and thus of every one, more or less overlapping, according to the closeness, or openness of the files, and the length of step.—The front rank will march straight along the given line, each soldier of that rank must look along the necks of those before him, and never to right

C

or

or left: otherwise a waving of the march will take place, and of course the loss, and extension of the line, and distance, whenever the body returns to its proper front.—The center and rear ranks must look to, and regulate themselves by, their leaders of the front rank, and always dress in their file.—Although file marching is in general made in quick time; yet it must also be practised, and made in ordinary time. The same position of feet, as above, takes place in all marching in front, where the ranks are close, and locked up.

With a little attention and practice this mode of marching, which appears so difficult, will be found by every soldier to be easier than the common method of marching by files, when on every halt the rear must run up to gain the ground it has unnecessarily lost.

S. 34. Wheeling in File.

The squad, when marching in file, must be accustomed to wheel its head to either flank; each file following successively, without losing, or encreasing distance.—On this occasion, each file makes its separate

rate wh
gree, b
eyes of
rank.—
men, o
the whe
and lose

The
file, mu
the mov
from th
fudden

S.

Right O

rate wheel on a pivot moveable in a very small degree, but without altering its time of march, or the eyes of the rear ranks being turned from their front rank.—The front rank men, whether they are pivot men, or not, must keep up to their distance, and the wheeling men must take a very extended step, and lose no time in moving on.

The head of a company or battalion marching in file, must change direction in the same manner on the moveable pivot, by gradually gaining the new from the old direction, and thereby avoiding the sudden stop that otherwise would take place.

S. 35. *Oblique Marching in Front.*

Right Oblique.

When the Squad is marching in front, and receives the word *To the Right, oblique*; each man, the first time he raises the right foot, will, instead of throwing it straight forward, carry it in the diagonal direction, as has been already explained in Sect. 8. taking care not to alter the position of his body, shoulders, or head.—The greatest attention is to be paid to the shoulders of every man in the squad, that they remain parallel to the line on which they first were placed, and that the right shoulders do not fall to the rear, which they are very

apt to do in obliquing to the right, and which immediately changes the direction of the front.—On the *Forward.* word *forward*, the incline ceases, and the whole march forward.—In obliquing to the left, the same rules are to be observed, with the difference of the left leg going to the left, and attention to keep up the left shoulder.

The same instructions that are given for ordinary time, serve also for quick time; but this movement, though it may be made by a squad, or division, cannot be required from a larger body, in quick time.

Obliquing to the right, is to be practised sometimes with the eyes to the left; and obliquing to the left, with the eyes to the right; as being absolutely necessary on many occasions; for if one of the battalions of a line in advancing be ordered to oblique to the right, or to the left, the eyes must still continue turned towards its center.

S. 36. *Oblique Marching in File.*

In obliquing to the right, or left, by files, the center and rear rank men will continue looking to their leaders of the front rank.—Each file is to consider itself as an entire rank, and is to preserve the same front, and position of the shoulders, during the oblique,

obliqu
useful
tified i

S.

Right W

Mar

The
ward in
ranks ma
each oth
vent the
(Vide Se

oblique, as before it began.—This being a very useful movement, the recruits are to be often practised in it.

S. 37. Wheeling forward from the Halt.

<i>Right Wheel.</i>	}	The directions already given for the wheeling of a single rank (vide Sect. 19.) are to be strictly attended to in this wheel of the squad.—On the word <i>Right (or left) Wheel</i> , the rear ranks, if at one pace distance, lock up. At the word <i>March</i> , the whole step together in the quickest time, and the rear ranks during the wheel, incline so as to cover their proper front rank men.—At the word <i>Halt</i> , the whole remain perfectly steady.
<i>March.</i>		

S. 38. Wheeling backward.

The squad must be practised in wheeling backward in the quickest time.—In this wheel, the rear ranks may preserve their distance of one pace from each other—Great attention should be paid, to prevent the recruits from fixing their eyes on the ground. (Vide Sect. 21.)

S. 39. *Wheeling from the March, on a halted, and moveable Pivot.*

The directions for wheeling on a *halted*, and on a *moveable* pivot, have already been given, in Sects. 20, and 22.—The squad should now be practised in both, until the recruits are thoroughly confirmed in those movements.

S. 40. *Stepping out,—Stepping short,—Marking the Time,—Changing the Feet,—The Side Step,—Stepping back.*

{ The squad must likewise be practised in, *stepping out, stepping short, marking the time, changing the feet, the side step, and stepping back*, the instructions for which have been fully detailed in the foregoing sections.

It

It c
recolle
establi
army,
When
must n
ral bat
dually,
It is in
squad,
attaine
fions, a
rained,
which,
that ha
every
and, a
squad,
taps of
as regu
the tru
an accu
step is
therefo
tion, e
which
posing
that th
oblong
of whic
any oth
figure
making
The ti
will the
over at
any ina
till the
every

It cannot be too strongly inculcated, or too often recollected, that upon the correct *equality* of *march*, established and practised by all the troops of the same army, every just movement and manœuvre depends. When this is not attended to, disunion, and confusion, must necessarily take place, on the junction of several battalions in corps, although, when taken individually, each may be in most respects well trained: It is in the original instruction of the recruit, and squad, that this great point is to be laboured at, and attained.—The *time* and *length* of step, on all occasions, are prescribed. The *time* is infallibly ascertained, by the frequent corrections of the *plummet*, which, when so applied, will soon give to each man that habitual measure so much desired; and therefore every driller must have it constantly in his hand; and, as it has been already observed, before any squad, or larger body is put in march, 5 or 6 strong taps of the drum should often be given in exact time, as regulated by the plummet; which will imprint the true measure on each ear, and prepare for taking an accurate step at the word *March*. The length of step is only to be required by repeated trial, and therefore, before the recruit, or squad, is put in motion, each instructor should ascertain the space on which he is to drill his men; he will therefore (supposing that he himself is accurate in his paces, and that there is ground for that purpose) mark out an oblong square of 40 paces by 20, or 30, the corners of which he will ascertain by halberts, stones, or in any other visible manner; along the sides of this figure he will march the pivot flank of the squad, making correct wheels, and halts at the angles.—The time of March being so exactly ascertained, he will then see that the sides of the oblong are gone over at the known number of steps; and if there be any inaccuracy, he will lengthen or shorten the step, till the squad marches with the utmost precision; every man preserving his just position, and all the

other indispensable attentions in marching being strictly observed. Where there is a sufficiency of *ground*, the squads will occasionally march over greater spaces, but the distances should in the same manner be exactly ascertained, so that there may be no doubt as to the true length of the step.—In proportion to the strength of squads or drills, one or more formed soldiers should accompany each, to march on the flank, give distances, and in other points, to regulate the motions of the drill.

D. D.

End of PART FIRST,

P A R T

TH
 order
 touch
 occup
 der o
 front
 Two
 mera

P A R T II.

OF THE PLATOON, OR COMPANY.

S. 41. Formation of the Platoon.

The recruit being thoroughly grounded in all the preceding parts of the drill, is now to be instructed in the movements of the platoon, as a more immediate preparation for his joining the battalion: for this purpose from 10 to 20 files are to be assembled, formed, and told off in the following manner, as a company in the battalion.

The platoon FALLS IN, in three ranks at close order, with shouldered firelocks; the files lightly touching, but without crowding; each man will then occupy a space of about 22 inches.—The commander of the platoon takes post on the right of the front rank, covered by a serjeant in the rear rank.—Two other serjeants will form a fourth or supernumerary rank, three paces from the rear rank.

The

The platoon will be told off into sub-divisions, and if of sufficient strength, into four sections; but as a section should never be less than five files, it will often happen that for the purposes of march, three sections only can be formed.

The four best trained soldiers are to be placed in the front rank, on the right and left of each sub-division.

When thus formed, the platoon will be practised in

Opening, }
 and } Ranks. (Sec. 26 and 27.)
 Closing of }

Dressing { to the front,
 { to the rear,
 { in an oblique direction, } by the right
 and left;

and be exercised in the several motions of the firelock, as have been shewn in the preceding part.

Close order is the chief and primary order in which the battalion, and its parts, at all times assemble, and form.—*Open order* is only regarded as an exception from it, and occasionally used in situations of parade, and show.—In close order, the rear ranks are closed up to within one pace; the length of which is to be taken from the heels of one rank to the heels of the next rank.—In open order, they are two paces distant from each other.

In

Fig. 2

MARCH

In order to distinguish the words of command given by the instructor of the drill (who represents the commander of the battalion), from those given by the commander of the platoon, or its divisions, the commands of the former are in CAPITAL Letters, those of the latter in *Italic*.

S. 42. *Marching to the Front.*

Fig. 2. { In the drill of the platoon, the person instructing must always consider it as a company in battalion, and regulate all its movements upon that principle; he will therefore, before he puts it in motion to front, or rear, indicate which flank is to direct, by giving the word EYES RIGHT, or EYES LEFT; and then MARCH.—Should the right be the directing flank, the commander of the platoon himself will fix on objects to march upon in a line truly perpendicular to the front of the platoon; and when the left flank is ordered to direct, he and his covering serjeant will shift to the left of the front rank, and take such objects to march upon.—To MARCH on one object only, and to preserve a straight line, is an operation not to be depended on; the conductor of the platoon before the word MARCH is given, will therefore endeavour to remark some distinct object on the ground, in his own front,

{ front, and perpendicular to the directing flank : he will then observe some nearer and intermediate point in the same line, such as a stone, tuft of grass, &c. these he will move upon with accuracy, and as he approaches the nearest of those points, he must from time to time chuse fresh ones in the original direction, which he will by this means preserve, never having fewer than two such points to move upon. If no object in the true line can be ascertained, his own squareness of person must determine the direction of the march.

A person placed in the rear of a body can, more readily than if placed in its front, determine the line which is perpendicular to such front; and could we suppose ranks and files most perfectly correct, the prolongation of each file would be a perpendicular to the front of the body.

As the MARCH of every body, except in the case of inclining, is made on lines perpendicular to its then front, each individual composing that body must in his person be placed, and remain perfectly square to the given line; otherwise he will naturally and insensibly move in a direction perpendicular to his own person, and thereby open out, or close in, according to the manner in which he is turned from the true point of his March.—If the distortion of a single man operates in this manner, and all turnings of the head do so distort him, it may be easily imagined what that of several will occasion, each of whom is marching on a different front, and whose lines of direction are crossing each other.

Accuracy and squareness of position, the equality of cadence and step, the light touch of the files, which

wh
tru
con
tak
ma

fion

T
pract
occa
is to
open
it fr
mov
to a
lum
man
mad
of c

To

which is never to be relinquished, just distances, and true lines of movement, will give, without apparent constraint, the head being turned, or the least trouble taken in dressing, the most decisive exactness in the marches, and operations of the largest bodies.

The platoon, during its march in line, will occasionally be ordered to

<i>Step out</i>	vide Sect.	10
<i>Mark time</i>	—————	11
<i>Step short</i>	—————	12
<i>Open, and close ranks</i>	—————	32
<i>Oblique</i>	—————	35

S. 43. *The Side Step.*

The *side*, or *closing step*, must also be frequently practised; it is very necessary and useful on many occasions, when halted, and when a very small distance is to be moved to either flank:—As for instance, to open, or close files; to join one division to, or open it from another; to regain an interval in line; to move a whole battalion, or parade, 20 or 30 paces to a flank; to regulate distances between close columns before deploying:—alterations made in this manner are imperceptible from the front, and better made than by facing, and file marching: the words of command must be decided and strong.

TO THE RIGHT CLOSE. { When the whole platoon is to close, at the word **TO THE RIGHT CLOSE**, the platoon officer takes one step to

MARCH.

HALT.

to the front and instantly faces about, the covering serjeant replacing him: On the word MARCH, the whole move together agreeably to the directions (in Sect. 14). On the word HALT, the platoon officer resumes his place, having stepped in the same manner as the men, but fronting them, and thereby assisted in preserving the direction.

S. 44. *The Back Step.*

STEP BACK—MARCH.

The platoon must be accustomed from the halt, at the words STEP BACK—MARCH, to step back any ordered number of paces in the ordinary time and length, as it is an operation that may be frequently required from a battalion.

S. 45. *File*

S. 45. *File Marching.*

<p>LEFT FACE.</p> <p>QUICK MARCH.</p> <p><i>Halt, Front.</i></p>	}	<p>In marching by files, the commander of the platoon will lead the front rank; therefore when the movement is by the left, on the word <i>TO THE LEFT FACE</i>, he, and his covering serjeant, will instantly shift to the left flank of the platoon; at the word <i>QUICK MARCH</i>, the whole steps off together (vide sect. 18); and on the word <i>Halt, Front</i>, the leader, and his serjeant, will return to their posts on the right.</p>
--	---	---

S. 46. *Wheeling from a Halt.*

<p>RIGHT WHEEL</p> <p>MARCH.</p> <p><i>Halt, Dress.</i></p>	}	<p>In wheeling either forward, or backward from a halt, the commander of the platoon, on the word <i>RIGHT OR LEFT WHEEL</i>, moves out, and places himself one pace in front of the center of his platoon: during the wheel, he turns towards his men, and inclines towards that flank which has been named as the directing, or pivot one, giving the word <i>Halt, Dress</i>, when his wheeling man has just completed the required degree of wheel: he then squares his platoon, but without moving what was the standing flank, and takes his post on the directing flank.</p>
---	---	---

S. 47. *Wheeling*

S. 47. *Wheeling forward by Sub-divisions
from Line.*

CAUTION.

On the Caution BY SUBDIVISIONS, TO THE RIGHT WHEEL, the commander of the platoon places himself one pace in front of the center of the right sub-division, at the same time the men on the right of the front rank of each sub-division face to the right.

MARCH.

Fig. 3. A.

Halt, Dress.

At the word MARCH, each sub-division steps off in wheeling time, observing the directions given in (Sect. 19 and 37). The commander of the platoon turning towards the men of the leading sub-division, and inclining to its left (the proper pivot flank), gives the word *Halt, Dress*, for both sub-divisions, as his wheeling man is taking the last step that finishes the wheel square; and instantly posts himself on the left, the pivot flank.—The serjeant coverer, during the wheel goes round by the rear, and takes post on the pivot flank of the second sub-division.—It is to be observed, that the commander of the platoon invariably takes post with the leading sub-division; therefore, when the platoon wheels by sub-divisions to the left, the commander of the platoon moves out to the center of the left sub-division, and during the wheel inclines towards the right, now become the proper pivot flanks of the sub-divisions.

The

The
when
line in
the ot

In c
pivot f
and to

S. 48

CAUTI

MARC

Fig. 4

The *proper* pivot flank in column, is that which, when wheeled up to, preserves the divisions of the line in the natural order, and to their proper front: the other may be called the *reverse* flank.

In column, divisions cover and dress to the proper pivot flank: to the left when the right is in front: and to the right when the left is in front.

S. 48. *Wheeling backward by Sub-divisions
from Line.*

CAUTION.

The platoon will also break into open column of sub-divisions by wheeling backwards.—When the right is intended to be in front; at the caution BY SUBDIVISIONS OF THE LEFT, BACKWARD WHEEL, the commander of the platoon moves out briskly and places himself in front of the center of the right sub-division.—The man on the left of the front rank of each sub-division at the same time faces to the right.

MARCH.

On the word MARCH, each sub-division wheels backward in quickest time, as directed in Sect. 21, and Sect. 38. During the wheel, the commander of the platoon turns towards his men, inclining at the same time to the left, or pivot flank, and on completing the

D

Fig. 4. A.

Halt, Dress. { the wheel, gives the word *Halt, Dress,*
to both divisions: he, and his covering
serjeant, then place themselves on the
left flanks of their sub-divisions.

It may be considered as a rule almost general (the reasons for which are given in the following part) that all wheels of the battalion, or line, (when halted, and when the divisions do not exceed 16, or 18 files,) into column, should be backward.—And all wheels from column into line, forward.—The only necessary exceptions seem to be in narrow ground where there is not room for such wheels.

S. 49. Marching on an Alignement, in Open Column of Sub-divisions.

Fig. 4. A. { The platoon having wheeled backwards by sub-divisions from line, (as directed in the foregoing Section) and a distant marked object in the prolongation of the two pivot flanks being taken; the commander of the platoon, who is now on the pivot flank of the leading sub-division, immediately fixes on his intermediate points to march on, (vide Sect. 42.) On the word MARCH, given by the instructor of the drill, both divisions step off at the same instant; the leader of the first division marching with the utmost steadiness and equality of pace on the points he has taken; and the commander of

HAL

LEFT W
INTO L

of the second division preserving the leader of the first in an exact line with the distant object; at the same time he keeps the distance necessary for forming from the preceding division; which distance is to be taken from the front rank.—These objects are in themselves sufficient to occupy the whole attention of the leaders of the two divisions; therefore they must not look to, nor endeavour to correct the march of their divisions, which care must be entirely left to the non-commissioned officers of the supernumerary rank.

S. 50. *Wheeling into Line from Open Column of Sub-divisions.*

HALT.

LEFT WHEEL
INTO LINE.

The platoon being in open column of sub-divisions, marching at the ordinary step on the alignment, receives the word HALT, from the instructor of the drill; both divisions instantly halt, and the instructor sees that the leaders of the divisions are correct on the line in which they have moved; he then gives the word (supposing the right of the platoon to be in front) by sub-divisions **TO THE LEFT WHEEL INTO LINE;** on which the commander of the platoon goes to the center of his sub-division, the two pivot men face to their

D 2

left

left exactly square with the alignment, and a serjeant runs out and places himself in a line with them, so as to mark the precise point at which the right flank of the leading sub-division is to halt, when it shall have completed its wheel.—At the word MARCH, the whole wheel up in quickest time; during the wheel, the commander of the platoon, turning towards his men, inclines to the wheeling flank, and gives the word *Halt, Dress*, at the moment the wheel of the division is completing; the commander of the platoon, if necessary, corrects the internal dressing of the platoon on the serjeant and pivot men; this dressing must be quickly made, and when done, the commander of the platoon gives the word *Eyes front*, in a moderate tone of voice, and takes post in line as directed in Sect. 41.

In all wheels of the divisions of a column that are to be made on a halted pivot in order to form line, the flank serjeant of the front rank on the hand wheeled to, is such pivot, not the officer who may be on that flank, and whose business it is to conform to it.

All wheelings by sub-divisions, or sections, from line into column, or from column into line, are performed on the word given by the commander of a battalion, when the whole of a battalion is at the same instant so to wheel, or on the word given by the commander of the company, when companies singly, or successively, so wheel: they are not to be repeated by the leaders of its divisions.

S. 51. *In Open Column of Sub-divisions wheeling into an Alignment.*

<i>Halt, Wheel.</i>	<p>The platoon being in open column of sub-divisions, marching in ordinary time; when its leading division arrives at the ground, where the wheel is to commence, it receives the word <i>Halt, right, or left, wheel</i>, from its commander; on which the rear ranks, if at one pace distance, loc^l. up; the flank front rank man alone halts, and faces into the new direction, while the others quicken their pace to the wheeling time, and regulate their step by the outward hand (to which they have turned their eyes), until the wheel is completed.—</p>
<i>Halt, Dress.</i>	
<i>March.</i>	
<i>Halt, Wheel. Halt, Dress. March.</i>	

He then gives the word *Halt, Dress*, for his division to dress to the hand it is to move by; and whenever the second division, which has continued to advance in ordinary time, arrives close on the wheeling point, he gives his division the word *March*, and moves on in ordinary time, so as its rear rank does not occasion even a momentary stop to the division behind it, which at that instant receives the word *Wheel*, then *Halt, Dress*, and finally *March*, whenever the leading division has gained its proper distance from it.

The officer conducting the leading (and every other) division of the column in march, on any given point or object where it is to wheel into a new direc-

tion, and to its proper pivot hand on a halted pivot; always stops at that point, or object, close on his own outward hand, and gives the word *WHEEL*, when the front rank of his division has taken *ONE* pace beyond such object; he thus allows space for his own person (when the wheel is finished) to move on close behind the new direction of march.

But if the proper pivot flank is to be the wheeling one, each commander of a division gives his word *Wheel*, as he successively arrives at such a distance from the point on which he has moved, as that at the completion of the wheel, his division may *halt* perpendicular to the new line, but with the given point, of course, behind the proper pivot; and that he also in his own person be on the new direction, prepared to give his word *March*, and to proceed.

The sub-divisions must take care that they continue their march correctly upon, and wheel exactly at the point where the leading one wheeled, and that they do not shift to either flank, which without much attention they are apt to do.

In this manner the sub-divisions succeed each other; and if the words of command be justly given; no stop made on arriving at the wheeling point; the wheels performed at an increased time and step; and the proper halt, dressing, and pause, be made after the wheel; no extension of the column will take place, but the just distances between the divisions will be preserved.

The officer conducting the directing flank of a division may during the wheel be advanced one or two paces before it, and remain so, facing to the flank, that he may the more critically be enabled to give his word *Halt*; at which instant, he will again place himself on the flank ready to judge his distance, and to give the word *March*.

S. 52. In

S. 52
ing

Right S

Thus
column,

S. 52. In Open Column of Sub-divisions wheeling into a new Direction, on a moveable Pivot.

Right Shoulders forward.

Forward.

The commander of the leading sub-division, when at a due distance from the intended new direction, will give the word *Right* (or left) *Shoulders forward* (vide Sect. 22), and he himself carefully preserving the rate of march, without the least alteration of step or time, will begin to circle in his own person from the old into the new direction, so as not to make an abrupt wheel, or that either flank shall be stationary; the rest of his division on the principle of dressing will conform to the direction he is giving them: when this is effected he will give the word *Forward*.—The leader of the second sub-division, when he arrives at the ground on which the first began to wheel, will in this manner follow the exact tract of the first, always preserving his proper distance from him.

Thus without the constraint of formal wheels; a column, when not confined on its flanks, may be

conducted in all kinds of winding and changeable directions: for if the changes be made gradual and circling, and that the pivot leaders of divisions pursue their proper path at the same uniform equal pace, the true distances of divisions will be preserved, which is the great regulating object on this occasion, and to which every other consideration must give way.

To whichever hand the wheel is made on a moveable pivot, it is made within and cuts off the angle formed by the intersection of the old and new directions.

In wheeling in column of march on a fixed pivot, the outward file, whether officer or man, is the one wheeled on.

S. 53. Countermarch by Files.

The platoon, when it is to countermarch, must always be considered as a division of a battalion in column; the instructor of the drill will therefore, previous to his giving the caution to countermarch, signify whether the right or left is supposed to be in front, that the commander of the platoon, and his covering serjeant, may be placed on the pivot flank before such caution is given, as it is an invariable rule in the countermarch of the divisions of a column by files, that the facings be made from the flank, then the pivot one, to the one which is to become such.

FACE.

QUICK MARCH.

Halt, Front.
Dress.

On the word, **TO THE RIGHT**, or left, **FACE**, the platoon faces, the commander of it immediately goes to the other flank, and his covering serjeant advancing to the spot which he has quitted, faces to the right about.—At the word **QUICK MARCH**, the whole, except the serjeant coverer, step off together, the platoon officer wheeling short round the rear rank (viz. to his right, if he has shifted to the right of the platoon; or to his left, if he be on the left of it); and proceeds, followed by the platoon in file, till he has conducted his pivot front rank man close to his serjeant, who has remained immoveable; he then gives the words *Halt, Front, and Dress*, squares, and closes his platoon on his serjeant, and then replaces him.

All countermarches by files necessarily tend to an extension of the files; unity of step is therefore absolutely indispensable, and the greatest care must be taken that the wheel of each file be made close, quick, and at an increased length of step of the wheeling man, so as not to retard or lengthen out the march of the whole.

Companies, or their divisions when brought up in file to a new line, are not to stand in that position, till the men cover each other minutely; but the instant the leading man is at his point, they will receive the word *Halt, front*, and in that situation close in, and dress correctly.

S. 54. *Wheeling on the Center of the Platoon.*

The platoon must be accustomed to wheel upon its center, half backward, half forward, and to be pliable into every shape, which circumstances can require of it; but always in order, and by a decided command.

The Words of Command are,

PLATOON, ON YOUR CEN- TER TO THE	}	RIGHT, LEFT, RIGHT ABOUT, LEFT ABOUT,	} WHEEL.
--	---	--	----------

MARCH.

Halt, Dress.

When the wheel to be made is to the right, or right about, the right half platoon is the one to wheel backward, and the left forward.—The reverse will take place, when the wheel is to be made to the left, or to the left about.—On the word MARCH, the whole move together in the quickest time, regulating by the two flank men, who during the wheel preserve themselves in a line with the center of the platoon;—as soon as the required degree of wheel is performed, the commander of the platoon gives the word *Halt, Dress*, and instantly squares it from that flank, on which he himself is to take post.

S. 55. *Oblique*

The
march
sions,
when
and co
tances
cases,
paralle
liquing

S. 56.

Fi

FORM

Rear S.
Oblique.

Q.
Fo

Ha

S. 55. *Oblique Marching.*

The instructor of the drill will have the oblique march frequently practised, in platoon, in sub-divisions, and in file: (Vide Sect. 35. 36.) He will see when in divisions, that the rear ranks lock well up, and cover exactly;—when in file, that the exact distances are preserved between the files:—and in both cases, that the platoon during its march continues parallel to the position, from which it *commenced* obliquing.

S. 56. *Increasing and diminishing the front of an open column halted.*

Fig. 5- B. *Increasing.*

<p>FORM PLATOON.</p> <p>Rear S. division, left Oblique.</p> <p>Q. March. Forward.</p> <p>Halt, dress.</p>	<p>The platoon standing in open column of subdivisions (suppose the right in front) receives from the instructor of the drill a caution to Form Platoon—</p> <p>The commander of the platoon turning round instantly orders, <i>Rear Subdivision, left Oblique.—Q. March.</i> When it has obliqued so as to open its right flank, he gives the word <i>Forward</i>, and on its arriving in a line with the first division he orders, <i>Halt, Dress</i>, and takes post on the left, the pivot flank of the platoon.</p>
---	--

Fig. 5. A

Diminishing.

FORM SUBDIVISIONS

*Left Subdivision
inwards face.*

Q. *March.*

*Halt, front.
Left, dress.*

{ On the cautionary command from the instructor of the drill to FORM SUBDIVISIONS, the serjeant coverer falls back to mark the point where the left flank of the subdivision is to be placed.—The commander of the platoon advancing one step, orders *Left Subdivision, inwards face*, and instantly on facing, the three leading files disengage to the rear.

{ At the word Q. *March*, the file passes round, and behind the serjeant, and at the proper instant receives the words: *Halt, front—Left, dress.*—The commander of the platoon is now on the left flank of the first subdivision, and his serjeant on that of the second.

It is to be observed as a general rule in diminishing the front of a column, by the doubling of subdivisions or sections (whether the column be halted or in motion) that the sub-division or section, on the *reverse* flank, is the one behind which the other sub-divisions, or sections, double.—Thus when the right is in front, the doubling will be in the rear of the right division; and, vice versa, when the left is in front; by which means, the column is at all times in a situation to form line to the flank, with its divisions in their natural order, by simply wheeling up on the pivot flanks.—And in encreasing the front of a column, the rear sub-divisions, or sections, oblique
to

to the
right
and

S. 5

FOR

to the hand the pivot flank is on; so that when the right is in front, the obliquing will be to the left; and the reverse when the left is in front.

S. 57. *Increasing and diminishing the Front of an Open Column on the March.*

Fig. 6. B. *Increasing.*

FORM PLATOON.

*Left oblique.
Quick march.*

Forward.

Ordinary.

The platoon marching at the ordinary time in open column of sub-divisions (suppose the right in front), receives from the instructor of the drill the cautionary command, FORM PLATOON; the commander of the platoon instantly turning round gives the words, *Left oblique—quick march*; on which the rear sub-division obliqued to the left, and as soon as its right flank is open, receives the word, *Forward*.—When it gets up to the first sub-division (which has continued to march, with the utmost steadiness, at the ordinary pace), the commander of the platoon gives the word *Ordinary*, and takes post on the pivot flank, towards which he has been moving.

Fig.

Fig. 6. A.

Diminishing.

FORM SUBDIVISIONS.	}	When the instructor of the drill gives the caution to FORM SUBDIVISIONS, the commander of the platoon advancing one step, immediately orders, <i>Left sub-division, mark time</i> ; this it does until the right one, which continues its march steadily at the ordinary pace, has cleared its flank; he then orders the left sub-division, <i>Quick oblique</i> , and when he perceives that it has doubled properly behind the right one, he gives the word, <i>Forward</i> , on which it takes up the ordinary march, and follows at its due distance of wheeling, he himself being then placed on the pivot flank of the sub-division, and his sergeant on that of the second.
<i>Left Sub-division.</i> <i>Mark time.</i>		
<i>Quick Oblique.</i>		
<i>Forward.</i>		

The same directions that apply to increasing or diminishing by sub-divisions, apply equally by sections, which individually repeat the same operations.

Increasing and reducing the front of a column, is an operation that will frequently occur in the march of large bodies; and it is of the utmost importance that it be performed with exactness.—The instructor of the drill must therefore be particularly attentive, that the transition from one situation to the other be made as quick as possible; that the leading division continues its march at the regular time and length of pace, and the exact distances between the divisions be

be accurately preserved.—During the operation, the ranks must be closed, arms carried, and the greatest attention required from each individual.

S. 58. *The Platoon in Open Column of Sub-divisions to pass a short Defile, by breaking off Files.*

Fig. 7. C.

BREAK OFF 3 FILES.

Three files, right turn.

The platoon is supposed in open column of sub-divisions, with the right in front, marching in ordinary time; when the leading division is arrived within a few paces of the defile, it receives from the instructor of the drill an order to break off a certain number of files, (suppose three).—The commander of the leading division instantly gives the words, *Three files on the left, right turn*; the named files immediately turn to the right, and wheel out in rear of the three adjoining files.—The commander of the sub-division himself closes into the flank of the part formed.—When the second sub-division comes to the spot where the first division contracted its front, it will

{ will receive the same words of command from its own leader, and will proceed in like manner.

Two files, right turn.

{ Should it be required to diminish the front of the column one or two files more, the commander of the leading division will, as before, order the desired number of files to *turn*; on which those already in the rear will incline to their right, so as to cover the files now ordered to break off, and which are wheeling out in the manner already prescribed.

In this movement, the files in the rear of the subdivisions must lock well up, so as not to impede the march of the succeeding division.

Three files to the front.

{ As the *defilé* widens (or the instructor of the drill shall direct) the commander of the leading sub-division will order files to move up to the front, by giving the word, *One, two, or three files to the front*; on which the named files turn to their front (the left), and lengthening their pace, march up, file by file, to the front of their sub-division, and immediately resume the ordinary pace.—Those files which are to continue in the

The p
in quick
have acc
which is
column.
marched
quently r

S. 60

HALT, FE

CAUTION

{ the rear will oblique to the left,
lengthening also their step, till they
cover, and are closed up to the
three files on the left flank of
their sub-division.

S. 59. *Marching in Quick Time.*

The platoon must frequently be practised to march in quick time, particularly in file, until the men have acquired the utmost precision in this movement, which is so essential in all deployments from close column.—The platoon will also occasionally be marched in front at the same step, as it may be frequently required from small bodies.

S. 60. *Forming to the Front from File.*

HALT, FRONT. CAUTION.	}	The platoon when marching in file may form to its front, either in sections, sub-divisions, or in platoon.—The right flank being supposed to lead, on the word, HALT, FRONT, the platoon instantly halts, and faces to its left; the CAUTION is then given, BY SECTIONS, SUB-DIVISIONS, OF PLATOON, ON THE
		E LEFT

MARCH.

{ LEFT BACKWARD WHEEL, and at the word MARCH, the wheel ordered is made, in the manner directed in Sect. 48.

FRONT FORM PLATOON.

But in situations where it may have been necessary to order an extension of files, (such as will sometimes occur in marching through the streets of a town) a body thus moving, in order to avoid incorrect distances between the divisions, may form to the front in the following manner, either by platoon, sub-divisions, or sections.—On the word, TO THE FRONT FORM PLATOON; the front rank man of the leading file alone halts, and is instantly covered by his center and rear rank men: every other file of the platoon makes a half face to the left, and successively moving up, dresses on the right file; when the commander of the platoon sees it is properly dressed, he gives the word, *Eyes left*, and places himself on the pivot flank.

Eyes left.

FRONT FORM SUB-DIVISIONS.

{ Should the order have been, TO THE FRONT FORM SUB-DIVISIONS (FORM SECTIONS), the leading sub-division, or section, will proceed in the manner already detailed for the platoon; the succeeding sub-divisions,

Front form.

S. 61. *F*

The platoon (right) has on the left flank.

Right form.

Front form. { divisions, or sections, will each continue moving on, until its front file arrives at the proper forming distance from the division in its front, when it will receive from its commander the word, *To the front form*, and will instantly form up by files, in the manner already described.

S. 61. *Forming from File to either Flank.*

The platoon marching in file (suppose from the right) has only to halt, and front to be formed to the left flank.

Right form. { To form to the right it will receive the word, *To the right form*; the front rank man of the leading file, instantly turns to his right, and halts; his center and rear rank men at the same time move round and cover him.—All the other files of the platoon make a half turn to their left, and move round successively, in a line with the right hand file; the center and rear rank men of each file, keeping closed well up to their file leaders.

S. 62. *To form to either Flank, from Open Column of Sub-Divisions.*

HALT.
LEFT WHEEL
INTO LINE
MARCH.

The platoon marching in the ordinary time in open column of sub-divisions, to form to its left, receives the words, HALT, LEFT WHEEL INTO LINE — MARCH, &c. and proceed as has already been shown in Section 50.

*Halt. F
Ha*

RIGHT FORM PLATOON.

To form the platoon to its right flank, the instructor of the drill gives the cautionary word of command, TO THE RIGHT FORM THE PLATOON; on which the commanders of the several divisions shift to the right flank, and the commander of the leading sub-division instantly gives the word to his division, *Halt, right wheel*; and when it has wheeled square, he orders, *Halt, right dress*; goes to the right flank of his division, and dresses it on the intended line of formation.— The commander of the other sub-division, on the leading one being ordered to wheel, gives the word, *To the left oblique*, and gradually inclines, so as to be able to march clear of the rear rank of the division forming; this being well effected, the word, *Forward* will be given

Halt, right wheel.

Halt, right dress.

Left oblique.

Forward.

S. 63. *To gain Ground
Echelon*

*Halt, Right wheel.
Halt, dress up.*

given to the division, and it will move on in the rear of the one formed.—When the second sub-division is arrived at the left flank of the first, its commander gives the word, *Right wheel*, then, *Halt, dress up*; on which the division moves up into the line, with the one formed; and its commander, from the left of his first division, dresses his own on the given flank point as quickly and as accurately as possible, and resumes his proper platoon place.

S. 63. *The Platoon moving to the Front, to gain Ground to a Flank, by a March in Echelon, by Sections.*

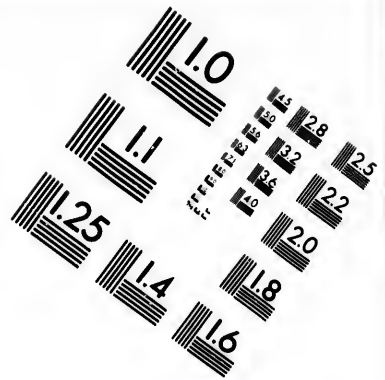
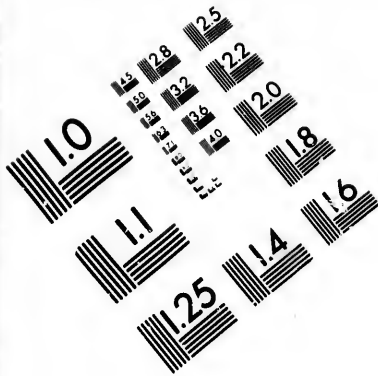
Fig. 3.

In the drill of the platoon, when the soldier is completely formed, he may be taught to march in echelon, by sections. This is a very useful movement for a battalion, or large body moving in line, that is required to gain ground to a flank, and may be substituted instead of the oblique march.—It will be performed in the following manner.

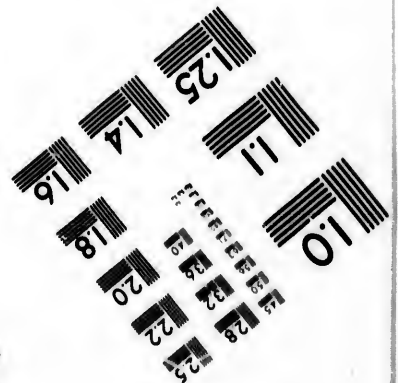



E 3

The





**IMAGE EVALUATION
TEST TARGET (MT-3)**



**Photographic
Sciences
Corporation**

23 WEST MAIN STREET
WEBSTER, N.Y. 14580
(716) 872-4503

18
19
20
22
25
28
32
36
40

10
11
12
13
14
15
16
17

SECTIONS, RIGHT.

The platoon marching to the front in the ordinary time, receives the word, **BY SECTIONS TO THE RIGHT**; the right hand men of the front rank of each section, turning in a small degree to their right, mark the time two or three paces, during which the sections are wheeling in ordinary time on their pivot men; at the fourth pace, and at the word, *Forward*, the whole move on direct to the front that each section has now acquired, and the commander of each section, having taken post on the right of his division, the platoon continues its march in echelon.

FORWARD.

FORM PLATOON.

On the word, **FORM PLATOON**, the pivot men mark the time for three paces, turning back in a small degree to their left, the original front, and the sections instantly wheel backward into line; at the fourth pace the whole move forward. When the platoon is in two ranks only, two paces instead of three will be sufficient to mark time, and to step off at the third, instead of the fourth pace.

FORWARD.

S. 64. *From three Ranks forming in two Ranks.*

FORM TWO DEEP.

LEFT FACE.

QUICK MARCH.

Fig. 9.

*Halt, front.
Dress up.*

The platoon halted, is ordered, FORM TWO DEEP; the rear rank men of the left sub-division instantly step back one pace; on the word LEFT FACE, the rear rank of both sub-divisions face; the word QUICK MARCH is then given, on which the men of the rear rank of the left sub-division step short, until those of the right get up to them; they then move on with them in file; as their rear is clearing the left flank of the platoon, the commander (who has shifted to this flank during the movement) gives the words *Halt, front, dress up*, he instantly dresses them on the standing part of his platoon, and resumes his post on the right.—One third, or one more sub-division, is thus added to the front of the company.

If a battalion is standing in open column, it may thus encrease the front of its companies, before it forms in line:—But if it is already in line and is thus to encrease its front, its companies must take sufficient intervals from each other, before their respective rear ranks can come up.—If a battalion in line is posted, and without deranging its front is to lengthen out a flank by the aid of its rear rank; it would order that rank to wheel backwards by sub-divisions: The last sub-division of each company would close up to its

E 4

first

first one: All the sub-divisions (on the head one) would move forward to open column: An officer would be named to command these of each two companies: The open column would move on, and wheel into line on the flank of the battalion.—In this manner also would a line of several battalions lengthen itself out by the rear ranks of each.

S. 65. *From two Ranks forming into three Ranks.*

Fig. 9.

FORM THREE DEEP.

RIGHT FACE.

QUICK MARCH.

Halt, front.

The platoon being halted and told off into three sections, it receives the word FORM THREE DEEP; on which the third section instantly steps back one pace; the word RIGHT FACE is then given, and the man on the right of its front rank, on facing, disengages a file to his right; on the word QUICK MARCH, the front rank men of the third section step off, those of the other rank mark the time till they have past, and then follow.—When the leading man has got to the right of the platoon, the commander gives the word *Halt, front*, on which each man halts, faces to his left, and instantly covers his proper file leader.

A rear rank which has lengthened out, and formed on the flank of its battalion, would return to its place, by wheeling back into open column of sub-divisions; marching till each arrived at its flank point; the leading rank of each would wheel up and cover; and the second rank would move behind it, and also wheel up.

S. 66. 67. 68. 69.

In

Ex

Com

1. M
the 4

2. M
singly
and no

3. M

4. M

5. M
asunder

Exercise
of
Company.

In pursuance of the foregoing instructions, and on the principles they contain, every company of a battalion must be frequently exercised by its own officers, each superintending a rank, or an allotted part of the whole.—And on a space of 70 or 80 yards square, on every circumstance be practised that is necessary to qualify it for the operations of the battalion.—That space being pointed out by under officers, or other marks, as directed at the latter end of the first part, the company will exercise, both at open and close files, without arms, and with arms, as follows.

By Ranks.

1. March in single file, by successive ranks, along the 4 sides of the square.—The same, by two's.
2. March, and wheel, by ranks of fours :—File off singly and double up, preserving proper distances, and not quickening on the wheel.
3. March, and wheel, by sub-divisions of ranks.
4. March, and wheel, by whole ranks.
5. March to front, and to rear; ranks at 10 paces asunder.

6. March

6. March the company in a single rank, to front, and to rear, by a flank, and by the center.

7. Oblique by ranks.

8. Open, and close files, and intervals, by the side step.

9. March in file, to either flank.

10. Ranks successively advance 6 or 8 paces; halt, and dress.—Ranks successively fall back 6, or 8 paces; halt, and dress.

11. Advance, or retire 2 or 3 flank men; the ranks dress to them.

12. Open, and close ranks.

At Close Ranks, and Files.

13. March, and wheel in all directions, by subdivisions, and by company.—Shorten step, and lengthen it, the march to be made both in ordinary and quick time.—The wheels to be made in wheeling time.

14. Advance, and retire, 2 or 3 flank files, and dress to them.

15. Open, and close to the flank, by the side-step.

16. Change front by the counter march by files.
17. March to the flanks, close and without opening out.—Form to the front, or to either flank.
18. March oblique.
19. Sub-divisions double on the march, and again form up, by obliquing.
20. Wheel backwards by sub-divisions.—March along the line, to prolong it:—form to the flank, by wheeling up; or to the front by obliquing.
21. File from the flank of company to the rear, as in the passage of lines:—*Halt, front*;—Close into pivot file:—Wheel up, as in forming in line.
22. From 3 deep, form 2 deep.
23. From 2 deep, form 3 deep.
24. Exercise of the firelock, manual, and platoon, by ranks, and company.
25. Firings by files, sub-divisions, and company.

The necessary pauses, and formations, betwixt these movements, in order to connect them, must of course be made.—They may be practised in whatever succession shall at the time be found proper.—The greatest precision must be required, and observed, in their execution, according to the rules already laid down.

Every

Every officer must be instructed in each individual circumstance required of a recruit, or a soldier; also in the exercise of the sword; and accustomed to give words of command, with that energy, and precision, which is so essential.—Every officer, on first joining a regiment, is to be examined by the commanding officer; and, if he is found imperfect in the knowledge of the movements required from a soldier, he must be ordered to be exercised that he may learn their just execution. Till he is master of those points, and capable of instructing the men under his command, he is not to be permitted to take the command of a platoon in the battalion.

Squads of officers must be formed, and exercised by a field officer; they must be marched in all directions, to the front, oblique, and to the flank; they must be marched in line, at platoon distance, and preserve their dressing and line from an advanced center; they must be placed in file at platoon distance, and marched as in open column; they must change direction, as in file, and cover anew in column. In these, and other similar movements, the pace and the distances are the great objects to be maintained.—From the number of files in division, they must learn accurately to judge the ground necessary for each, and to extend that knowledge to the front of greater bodies. They must acquire the habit of readily ascertaining, by the eye, perpendiculars of march, and the squareness of the wheel.

An officer must not only know the post, which he should occupy, in all changes of situation, the commands which he should give, and the general intention of the required movement; but he should be master of the principles, on which each is made;
and

and of the faults that may be committed, in order to avoid them himself, and to instruct others.—These principles are in themselves so simple, that moderate reflection, habit, and attention, will soon shew them to the eye, and fix them in the mind; and individuals, from time to time, when qualified, must be ordered to exercise the battalion, or its parts.

The complete instruction of an officer enlarges with his situation, and at last takes in the whole circle of military science:—From the variety of knowledge required of him, his exertion must be unremitting, to qualify himself for the progressive situations at which he arrives.

Besides the instruction peculiar to the under officers, they should be exercised in the same manner as the officers are, as they are frequently called on to replace them:—The necessity also of order, steadiness, silence, and of executing every thing deliberately, and without hurry, should be strongly inculcated in the infantry soldier.

D. D.

End of PART SECOND.

P A R T

P A R T III.

OF THE BATTALION.

A perfect Uniformity in the Formation and Arrangement of all Companies and Battalions, is indispensable for the Execution of just and combined Movements.

FORMATION OF THE COMPANY.

THE company is always to be sized from flanks to center.

The company is formed three deep.

The files lightly touch when firelocks are shouldered and carried, but without crowding; and each man will occupy a space of about 22 inches.

Close

C
whi
and
tion
para
the
one
thre
each

E
two
fecti
happ
only
or e

V
is on
from
rank
drum
dista

T
marl
divit

V
be t
pora

V
talic
his
foun

Loyl o
o

Close order is the chief and primary order, in which the battalion and its parts at all times assemble and form.—Open order is only regarded as an exception from it, and occasionally used in situations of parade and show.—In close order; the officers are in the ranks, and the rear ranks are closed up within one pace.—In open order; the officers are advanced three paces, and the ranks are two paces distant from each other.

Each company is a platoon.—Each company forms two sub-divisions, and also four sections.—But as sections should never be less than five files, it will happen, when the companies are weak, that they can only (for the purposes of march) form three sections, or even two sections.

When the company is singly formed; the captain is on the right, and the ensign on the left, of the front rank, each covered by a serjeant in the rear rank. The lieutenant is in the rear, as also the drummer and pioneer in a fourth rank, at three paces distance.

The left of the front rank of each sub-division is marked by a corporal.—The right of the left sub-division may be marked by the other corporal.

When necessary, the places of absent officers may be supplied by serjeants, those of serjeants by corporals, and those of corporals by intelligent men.

When the company is to join others, and the battalion, or part of it, to be formed; the ensign and his covering serjeant quit the flank, and fall into the fourth rank, until otherwise placed.

S. 70. When



S. 70. *When the Company is to take Open Order from Close Order.*

Rear ranks take Open Order. { At this command, the flank men on the right and left of the rear ranks, step back to mark the ground on which each rank respectively is to halt, and dress at open distance; they face to the right, and stand covered; every other individual remains ready to move.

March. { At this command, the rear rank dresses front, and the rear ranks fall back one and two paces each dressing by the right, the instant it arrives on its ground:—the officers move out in front three paces, and divide their ground:—one serjeant is on each flank of the front rank:—the pioneer remains behind the center of the rear rank:—the drummer places himself on the right of the right serjeant.

S. 71. *When*

S. 71.

Rear ranks take Close Order.

March.

The a
when un
to the dr

S. 71. *When the Company is to take Close Order from Open Order.*

Rear ranks take Close Order. { The officers, serjeants, drummer, face to the right.

March. { The ranks close within one pace, marching one and two paces, and then halting.

{ The officers move round the flanks of the company in their respective posts:—the serjeants and drummers fall back, and each individual resumes his place, as in the original close order.

The above regards the company when single; but when united in the battalion, other posts are allotted to the drummer and pioneer.

FORMATION OF THE BATTALION.

Strength of the battalion. The battalion is ten companies, $\left\{ \begin{array}{l} 1 \text{ Grenadier,} \\ 8 \text{ Battalion,} \\ 1 \text{ Light.} \end{array} \right.$

Each company consists at present of $\left\{ \begin{array}{l} 3 \text{ Officers,} \\ 2 \text{ Serjeants,} \\ 3 \text{ Corporals,} \\ 1 \text{ Drummer,} \\ 30 \text{ Private.} \end{array} \right.$

Formation of the battalion. When the companies join and the battalion is formed, there is to be no interval between any of them, grenadier, light company, or other; but every part of the front of the battalion should be equally strong.

Each company which makes a part of the same line, and is to act in it, must be formed and arranged in the same manner.

Position of the companies in battalion. The companies will draw up as follows from right to left:—grenadiers;—1st captain and major;—4th and 5th captain;—3d and 6th captain;—2d captain and lieutenant-colonel;—light company.——The colonel's company takes place according to the rank of its captain:—the four eldest captains are on the right of the grand divisions:—officers commanding companies or platoons, are all on the right of the front rank of their respective ones.

Divisions. The eight battalion companies will compose four grand divisions;—eight companies or platoons,—sixteen

teen f
ciently
for th
divided
lion is
divided
are wi
poses o
division

The
the rig
sub-div
sections
files of
&c.—T
bered f
addition
lations v
rear.

The
numbers
for field
also be
arise; b
battalion
site alwa

Ranks
fourth or

All th

The co
in front,

ten sub-divisions,—thirty-two sections, when sufficiently strong to be so divided, otherwise twenty-four, for the purposes of march.—The battalion is also divided into right and left wings.—When the battalion is on a war establishment, each company will be divided into two platoons.—When the ten companies are with the battalion, they may then, for the purposes of firing or deploying, be divided into five grand divisions from right to left.

The battalion companies will be numbered from the right to the left, 1. 2. 3. 4. 5. 6. 7. 8.—The sub-divisions will be numbered 1. 2. of each;—the sections will be numbered 1. 2. 3. 4. of each;—the files of companies will also be numbered 1. 2. 3. 4. &c.—The grenadier and light companies will be numbered separately in the same manner, and with the addition of those distinctions.—These several appellations will be preserved, whether faced to front or rear.

The companies must be equalized in point of numbers, at all times when the battalion is formed for field movement; and could the battalions of a line also be equalized, the greatest advantages would arise; but though from the different strengths of battalions this cannot take place, yet the first requisite always must, and is indispensable.

Companies equalized.

Ranks are at the distance of one pace, except the fourth or supernumerary rank, which has three paces.

Formation of the battalion at close order.

All the field officers and the adjutant are mounted.

The commanding officer is the only officer advanced in front, for the general purpose of exercise when

the battalion is single; but in the march in line, and in the firings, he is in the rear of the colours.

The lieutenant-colonel is behind the colours, six paces from the rear rank.

The major and adjutant are six paces in the rear of the third and sixth companies.

One officer is on the right of the front rank of each company or platoon, and one on the left of the battalion; all these are covered in the rear rank by their respective serjeants; and the remaining officers and serjeants are in a fourth rank behind their companies.—It is to be observed, that there are no coverers in the center rank to the officers or colours.

The colours are placed between the fourth and fifth battalion companies, both in the front rank, and each covered by a non-commissioned officer, or steady man in the rear rank.—One serjeant is in the front rank betwixt the colours; he is covered by a second serjeant in the rear rank, and by a third in the supernumerary rank.—The sole business of these three serjeants is, when the battalion moves in line, to advance and direct the march as hereafter mentioned. The place of the first of those serjeants, when they do move out, is preserved by a named officer or serjeant, who moves up from the supernumerary rank for that purpose.

Use of the fourth or supernumerary rank.

The fourth rank is at three paces distance when halted, or marching in line.—When marching in column, it must close up to the distance of the other ranks.—The essential use of the fourth rank, is to keep the others closed up to the front during the attack, and to prevent any break beginning in the rear; on this important service, too many officers and non-commissioned officers cannot be employed.

The

The
formed

The
are aff
third r
The g
sifers,

The
a single
mers an
occupy

The
and fur

In g
compan
make su

Whe
in parad
or other
coverers
them.

Whe
the firing
back int

The pioneers are assembled behind the center, formed two deep, and nine paces from the third rank.

The drummers of the eight battalion companies are assembled in two divisions, six paces behind the third rank of their second and seventh companies.— The grenadier and light company drummers and fifers, are six paces behind their respective companies.

The music are three paces behind the pioneers in a single rank, and at all times, as well as the drummers and pioneers, are formed at loose files only, occupying no more space than is necessary.

The staff of chaplain, surgeon, quarter-master, and surgeon's mate, are three paces behind the music.

In general, officers remain posted with their proper companies; but commanding officers will occasionally make such changes as they may find necessary. Officers.

Whenever the officers move out of the front rank, in parade, marching in column, wheeling into line, or otherwise, their places are taken by their serjeant coverers, and preserved until the officers again resume them. Replacing serjeants.

When the line is halted, and especially during the firings when engaged, the serjeant coverers fall back into the fourth rank, and observe their platoons.

S. 72. When the Battalion takes Open Order,

*Rear ranks take
Open Order.*

At this command—the flank men on the right of the rear ranks of each company step briskly back to mark the ground on which each rank respectively is to halt. They *face* to the right, and cover as pivots, being regulated and dressed by the adjutant or serjeant-major on the right.—Every other individual remains ready to move.

March.

At this command—the flank dressers face to the front, and the whole move as follows :

The rear ranks fall back one and two paces, each dressing by the right the instant it arrives on the ground.

The officers in the front rank, as also the colours, move out three paces—those in the rear, together with the music, move through the intervals left open by the front rank officers, and divide themselves, viz. the captains covering the second file from the right, the lieutenants the second file from the left; and the ensigns opposite the center of their respective companies.

The music form between the colours, and the front rank.

The

The serjeant coverers move up to the front rank, to preserve the intervals left by the officers.

The pioneers fall back to six paces distance behind the center of the rear rank.

The drummers take the same distance behind their divisions.

The major moves to the right of the line of officers.—The adjutant to the left of the front rank.

The staff place themselves on the right of the front rank of the grenadiers, viz. chaplain, surgeon, quarter-master, mate.

The lieutenant-colonel, and the colonel (disinounted), advance before the colours, two and four paces.

The whole being arrived at their several posts—Halt—Dress to the Right—and the battalion remains formed in parade, in the order in which they would receive a superior officer.

When the battalion is reviewed singly, then in order to make more show—the division of drummers may be moved up, and formed two deep on each flank of the line—the pioneers may form two deep on the right of the drummers of the right—and the staff may form on the right of the whole.

S. 73. When the Battalion resumes Close Order.

*Rear ranks take
Close Order.*

The lieutenant-colonel, officers, colours, staff, music, face to the right.

The drummers and pioneers (if on the flanks) face to the center.

The serjeants (if in the front rank) face to the right.

March.

The rear ranks close within one pace, moving up one and two paces, and then halting.

The music marches through the center interval.

The serjeants, drummers, pioneers, &c. &c. resume their places, each as in the original formation of the battalion in close order.

The officers move through and into their respective intervals, and each individual arrives, and places himself properly at his post in close order.

On

cer
rig
the
fion

V
divi
and
prop
file

T
mu
the
may

T
form
the
order

W
nadic
flank
batta
it is
flank

W
tache
form

W
rules
perm
whic

On particular occasions, and when necessary, officers commanding platoons, who in line are on the right of their platoons, shift to the left to conduct the heads of files, or the pivot flanks of their divisions in column or echelon. Posting of officers.

When the battalion wheels by companies or subdivisions to either flank into column; both colours and the file of directing serjeants always wheel to the proper front, and place themselves behind the third file from the new pivot. Colours.

There is no separate colour reserve; the pioneers, music, &c. sufficiently strengthen the center; but in the firings the two files on each side of the colours may be ordered to reserve their fire. Colour reserve.

The constant order of the light company when formed in line, and united with the battalion, is at the same cloie files as the battalion.—Their extended order is an occasional exception. Light company.

When the light company is detached, and the grenadier company remains, it will be undivided on one flank of its battalion, whenever there are several battalions in line: but when the battalion is single, it is permitted to be occasionally divided on each flank. Grenadiers.

When the grenadier or light companies are detached, and make no part of the line, they may be formed two deep, if it is found proper.

With a very few obvious alterations, these general rules take place when a company or battalion is permitted or ordered to form in two ranks only—and which, on the present low establishment of our battalions,

lions, may often be done for the purposes of exercise and movement on a more considerable front: it is also evident that they generally apply whether the companies are strong or weak, and whether a greater or lesser number of them compose the battalion.

GENERAL CIRCUMSTANCES PREPARATORY TO THE MOVEMENTS OF THE BAT- TALION.

S. 74. *Commands.*

All words of command, and particularly the words HALT or MARCH, must be given short, quick and loud, so as to be caught and repeated from right to left of a line, or from front to rear of a column, in the shortest time possible.

All alterations, in carrying ARMS; change of PACE; WHEELING; FACING; OBLIQUING; HALTING; MARCHING; and in general every operation of the battalion whether in line or column, which ought to be executed by the whole battalion at the same instant, are made by

by each in consequence of one word from the commander of each : but there are also many occasions in column, and in forming line, where the leaders of divisions repeat, or give the words of *March, Wheel, Halt, Front, Dress,* &c. to their several divisions, as is necessary.

Every officer must be accustomed to give his words of command, even to the smallest bodies, in the full extent of his voice, and in a sharp tone :—by such bodies he must not only be heard, but by the leaders of others who are dependant on his motions.—The justness of execution, and the confidence of the soldier, can only be in proportion to the firm, decided, and proper manner in which every officer of rank gives his orders.—An officer who cannot thoroughly discipline and exercise the body entrusted to his command, is not fit in time of service to lead it to the enemy ; he cannot be cool, and collected in the time of danger ; he cannot profit of circumstances from an inability to direct others ; the fate of many depends on his ill or well acquitting himself of this duty.—It is not sufficient to advance with bravery ; it is requisite to have that degree of intelligence, which should distinguish every officer according to his station : nor will soldiers ever act with spirit and animation, when they have no reliance on the capacity of those who do conduct them.

In the midst of surrounding noises, the eye and the ear of the soldier should be attentive only to his own immediate officer ; the loudness of whose commands, instead of creating confusion and unsteadiness, reconcile to the hurry of action.

On all occasions when words of command are not heard, if the directing body has made a change of situation, the rest of the body will conform to it,

as soon as the intelligence of the officer has pointed out what is meant to be done; and the eye will often shew the propriety and moment of movement, when the ear has not received the explanatory command.

The field officers and adjutant of the battalion are at all times mounted.—In order the more readily to give ground in movements, speedily to correct mistakes, to circulate orders, to dress pivots, when they ought to cover in column in a straight line, and especially to take care when the column halts, that they are most speedily adjusted before wheeling up into line.—These operations no dismounted officer can effectually perform, nor in that situation can he see the faults, or give the aids which his duty requires.

S. 75. Distance of Files.

Except in the instruction of recruits and squads, on some occasions of regimental parade or inspection, and in the peculiar exercise of the light company, open files are not to be used, and at all times the battalion, or its most minute parts are to form, move, and act at CLOSE FILES, so that each soldier when in his true position under arms, shouldered, and in rank, must just feel with his elbow the touch of his neighbour with whom he dresses; nor in any

any situation of movement in front, must he ever relinquish such touch, which becomes in action the principal direction for the preservation of his order, and each file as connected with its two neighbouring ones must consider itself a complete body so arranged for the purpose of attack, or effectual defence.

It cannot be doubted, when a battalion arrives at its object of attack at CLOSE FILES, that both its impulse and quantity of fire in the same extent of front is greater than when the files are more open; and should crowding be apprehended, it is at all times more eligible to have a division obliged to fall out of the line and double, than to have openings in it, where the enemy must certainly penetrate.

The perfect and correct march of a battalion or line formed at OPEN FILES seems hardly attainable, because its principal guidance, the touch of the files does not exist; each man is necessarily employed to preserve a required distance from his neighbour, he is obliged for that purpose to turn his head, this distorts his body, and gives him a direction contrary to the perpendicular line he should march on, a constant opening and closing takes place, and the whole move loose and unconnected.—If this must necessarily happen in a single battalion, the influence on a line may be easily imagined, and also the condition in which it will arrive near an enemy; who if he is formed at CLOSE FILES, if his dressing and line are chiefly determined by the touch; if the eyes alone are glanced towards the center of battalions; if the figure of each individual is full to the front; if the whole move square along their just lines without crowding at an uniform and cadenced pace, which habit alone, unchecked by false and adventitious
aids

aids has given :—He at every instant of movement or attack will be firm, united and animated with that sense of his own superiority which perfect order and due confidence will always give.

S. 76. Distances of Ranks.

There are two distances of ranks, *Open* and *Close*.—When open they are two paces asunder.—When close they are one pace.—When the body is halted and to fire, they are still closer locked up.

Close ranks or order is the constant and habitual order at which troops are at all times formed and move.—*Open* ranks or order, is only an occasional exception, made in the situation of parade.

The distances of files and ranks relate to the trained soldier, but in the course of his tuition he must be much exercised at open files and ranks to acquire independence and the command of his limbs and body.

S. 77. Depth

The
calcu
pursu
impre
roufl
confic
mann
being
never
his m
skill
bring
be ac
deep
broug

S. 77. *Depth of Formation.*

The fundamental order of the infantry, in which they should always form and act, and for which all their various operations and movements are calculated, is in *three ranks*:—The formation in *two ranks* is to be regarded as an occasional exception that may be made from it, where an extended and covered front is to be occupied, or where an irregular enemy who deals only in fire is to be opposed.—But from the present low establishment of our battalions, they are during the time of peace permitted, in order to give the more extent of front in their operations, to continue to form and use it, in many of their movements and firings, at the same time not omitting frequently to practise them in three ranks.

The formation in two ranks, and at open files, is calculated only for light troops in the attack and pursuit of a timid enemy, but not for making an impression on an opposite regular line, which vigorously assails, or resists.—No general could manage a considerable army if formed and extended in this manner.—The great science and object of movement being to act with superiority on chosen points; it is never the intention of an able commander to have all his men at the same time in action; he means by skill and manœuvre to attack a partial part, and to bring the many to act against the few; this cannot be accomplished by any body at *open files*, and *two deep*.—A line formed in this manner would never be brought to make or to stand an attack with bayonets,
nor

nor could it have any prospect of resisting the charge of a determined cavalry.—In no service is the fire and consistency of the third rank given up; it serves to fill up the vacancies made in the others in action, without it the battalion would soon be in a single rank.

S. 78. Musick and Drums.

The use of MUSICK or DRUMS to regulate the march is absolutely forbid, as incompatible with the just and combined movements of any considerable body, and giving a false aid to the very smallest.—They never persevere in the ordered time or in any other, are constantly changing measure, create noise, derange the equality of step, and counteract the very end they are supposed to promote. The ordered and cadenced MARCH can be acquired and preserved from the eye and habit alone, and troops must by great practice be so steadied as to be able to maintain it, even though drums, musick, or other circumstances, should be offering a different marked time.—On occasions of parade and show, and when troops are halted, they are properly used, and when circumstances do not forbid it, may be sometimes permitted

1. All march
with the ground
order, regulate
the troops.—
and length of
of march,
which the soldier
ferred to join
perfected in

2. The drum
ready details
these must
without drums
to acquire the
equal and un
attained, can
of their line
the smoke of
local circumf

mitted as inspiring in column of march, where unity of step is not so critically required.—But in all movements of manœuvre whatever, and as at any time directing the cadence of the step, or in the instruction of the recruit, officer or battalion, they must not be heard.

S. 79. *The March.*

1. All military movements are intended to be made with the greatest quickness, that is consistent with order, regularity, and without hurry or fatigue to the troops.—The uniformity of position, cadence, and length of step produce that equality and freedom of march, on which every thing depends, and to which the soldier must be carefully trained, nor suffered to join the battalion until he is thoroughly perfected in this most essential duty.

General intention.

2. The different degrees of march have been already detailed in the first, and second parts, and to these must the soldier be trained and accustomed without drum, or music, and by habit alone taught to acquire the given times, and length.—To the equal and unvaried cadence and length of step thus attained, can troops alone trust for the preservation of their line in advancing upon an enemy, when dust, the smoke of artillery, rain, fog, and many other local circumstances, make it impossible to depend on

Degrees of march.

G

distant

distant points, the uncertain time given by timid musicians, or any other adventitious help.

3. A company or division may occasionally run, a battalion may sometimes march quick, but the hurrying of a large column, or of a body moving in front, will certainly produce confusion and disorder. It is never to be risked when an enemy is in presence and to be encountered; though it may sometimes be necessary where a post or situation is to be seized.

Side step.

4. The use of the side or closing step has been already mentioned S. 43.—If more than one platoon is to close, at the words, &c. CLOSE—MARCH—HALT, the closing body proceeds as directed S. 13, 43. If the body which is to close is truly formed, and has no false openings in it which are to be corrected, but that the whole is meant to be shifted to a named flank; the word from the commanding officer puts in march, and halts the whole.—But if the intention is to correct improper intervals between platoons or files, the word from the commanding officer puts the whole that are to close in march towards the ordered hand; and each platoon officer separately and successively gives his word *Halt* at the proper instant that his platoon has closed to that hand; this he is the better enabled to do from being himself out of the rank, and facing his platoon.

Halts.

5. All halts are made to the point, to which the troops while in march are looking; by bringing up the rear foot to the advanced one, so as to finish the step which is taking, when the command is given; and after which no dressing or movement whatever is to be made, until a separate order directs it.

Oblique march.

6. The oblique march enables a body to preserve its parallel direction, and at the same time to gain ground

ground
fling or
for the
correcte
its divisi
nice op
obliques
One deg
about 2
of troop
to prefer
battalion
doubling
more or
S. 8. 35.

i. A
wheel to
time at w
wheeling
and the
dressed w
column,
wheel is
exceeds th
clear the
lengthenin
their whe

ground to the flank, as well as to the front, without filing or opening out.—It is particularly necessary for the battalion in line, when intervals are to be corrected, and in the forming up, and doubling of its divisions.—With a body of any extent it is a very nice operation to execute.—Each battalion in line obliques without turning eyes from its own center.—One degree of obliquing only (under the angle of about 25°) is to be required from an extended front of troops, and even in that it is exceeding difficult to preserve them: but the smaller divisions of the battalion will often be obliged in forming up, or in doubling, especially when in movement, to oblique more or less sharply, according to circumstances.—

Fig. 1.

S. 8. 35. 55.

S. 80. *Wheeling.*

1. A single rank or division might at all times wheel to a *halted flank*, without alteration of the time at which it is then marching; by the outward wheeling man preserving the usual length of step, and the others properly shortening theirs to remain dressed with him:—The same might take place in column, whose divisions were equal, and when the wheel is under 1-6th of the circle.—But when it exceeds that portion, it becomes necessary in order to clear the ground, prevent false distances, and a lengthening out; that the divisions successively make their wheels to their *halted flank* at a pace considerably

G 2

quicker,

quicker, than what the body of the column is moving at.

Wheels made on halted or moveable pivots.

Fig. 4. E.

On a halted pivot.

Fig. 4. B.

On a moveable pivot.

2. Wheels of divisions of a battalion or line, are made on a halted pivot, or on a moveable pivot.—When on a HALTED pivot they are made from line into column, or from column into line; and also generally by the column of manoeuvre or march in movement, when the front of it is considerable, and when the wheel by which its direction is to be changed approaches to, or exceeds the quarter circle.—When on a MOVEABLE pivot, they are only used and occasionally ordered in the column of march, when its front is small, and that its path is winding, and changeable; in that case both flanks are moveable and describe concentric circles round a point which is removed a few paces from what would otherwise be the standing flank.

3. The various circumstances attending the wheels on the HALTED pivot have been detailed in the first, and second parts.—Although the pause made after the *Halt,—Dress*, gives time in large fronts, for exact dressing, yet in small ones where that pause is short, there is no time for such exactness, the attention to, and preservation of the true distance being then the material object.—Whenever the wheel made is less than the quarter circle, the pause after the wheel will be considerable; should the wheel be greater than the quarter circle it must be accelerated, otherwise more than one division will be arrived and arrested at the pivot point.—Should a column be marching in quick time, it is evident that its wheels must be in proportion quickened to disengage in time the pivot point, for each successive division.

4. When the column of sections, sub-divisions, or companies, is obliged frequently to change its direction

tion of
MOVEABLE
pivot.—
circle of
he march
intersect
he descri
wide from
the more
old to t
dually c
when thi
posed to
the need
be kept
of directi
must be
wise the g
divisions,
fere.—In
follow the
an open v
height, w
common o
correctness
new direct.

5. Whe
or backwa
movement;
occasions r
WARD, on
line wheel
fions, or f
oblong may
is to be pu
be thus pr
as the pivot

tion of march, and that it is permitted to do it on the MOVEABLE pivot (S. 21. 52.) instead of a halted pivot.—If the pivot leader describes the smaller circle of the wheel, he leaves the point on which he marched, and where the old, and new directions intersect, close to his own hand wheeled to.—When he describes the greater circle, he leaves such point wide from his own wheeling hand.—In both cases the more considerable the sweep he makes from the old to the new direction, the easier, and more gradually can the other flank conform, and therefore when this mode is made use of, the column is supposed to have sufficient room on its flanks to allow of the necessary operations; for if both flanks cannot be kept in progressive movement during the change of direction, the wheels cannot be thus made, but must be executed quick, and on *fixed* pivots, otherwise the ground would not be clear for the succeeding divisions, and they would stop each other, and interfere.—In this manner will the column on a small front follow the windings of a route, be conducted through an open wood, or trace out the irregular edge of a height, which it is to occupy; and indeed on all common occasions of route marching, where perfect correctness is not required, it will thus change into new directions.

Fig. 4. B.

5. Wheels of divisions may be made either forward, or backward.—In general (and always in progressive movement), they are made forward, but particular occasions require that they should be made BACKWARD, on the pivot flank.—In this manner may the line wheel into open column of platoons, sub-divisions, or sections: the flank sides of the square, or oblong may thus wheel into column, when the body is to be put in march: the line already formed may be thus prolonged when necessary to either flank, as the pivots are thus preserved: it is also advantageously

Wheel of divisions backward.

geously used in marching off parades, where guards are of different strengths, and is often essentially necessary in narrow grounds.—By this means although divisions should be unequal, either in the same battalion, or in a line, yet all their pivot flanks will after the wheel remain truly dressed; of course the distances will be just, the line of marching accurately preserved, and each division by afterwards wheeling up will exactly occupy the identical ground it quitted.—Whereas in wheeling FORWARD from line into open column, even if the divisions are of equal strength, the pivots and distances after the wheel will not be true, because the different sizes of men, and the least over or under wheel of any one division will derange them, which in practice will infallibly happen.—But if the divisions are of unequal strength, independant of the pivots necessarily not covering, the distances which the column marches off at, must be all changed during the march, otherwise when the column is to wheel up, and form, strong divisions would have to wheel into the space, which the weaker ones had left, and *vice versa*; the consequence and confusion thence arising is obvious.

Fig. 21. B.

Fig. 21. A.

General rule. 6. To prevent therefore such inconvenience it must be regarded as a rule almost general—That all wheels by companies or smaller divisions from battalion or line (when halted) into open column should be made BACKWARD, and all wheels from open column into line FORWARD: The only necessary exceptions seem to be in some cases in narrow grounds where there is not room for such wheels.—If the division does not exceed 15 or 18 file, it may readily wheel back without facing about; but if the division is stronger and the ground uneven, it must *Face about—Wheel*—and then *Halt, front*.

7. In

7. In
when the
on the
wheel is
the stan
tion: In
his divid
flank of
BACKWA
remainin
always c
case if
FORWARD
THE LE
command
BACKWA

8. As
which a
more, (n
open colu
march ov
not only
but be en
preceding
ceeds it.
or the ste
proportio

7. In wheeling BACKWARD from line into column, when the right is to be in front, the wheel is made on the left; and when the left is to be in front, the wheel is made on the right.—In wheeling FORWARD the standing flank man faces outward from his division: In wheeling BACKWARD, he faces inward to his division.—In wheeling FORWARD the proper pivot flank of the column is the wheeling one: In wheeling BACKWARD, the pivot flank is the standing one, and remaining fixed, the divisions however unequal will always cover on that hand, which will not be the case if the wheel is made forward.—In wheeling FORWARD, the command is **TO THE RIGHT, (or) TO THE LEFT, WHEEL**: In wheeling BACKWARD, the command is **ON THE RIGHT, (or) ON THE LEFT, BACKWARD WHEEL**.

When wheels of divisions are made backwards, or forwards,

8. As the circumference of the quarter circle which a division describes in its wheel, is one half more, (nearly) than its front; it is necessary that in open column, it should, in the time that it takes to march over a space equal to the extent of its front, not only complete the wheel of the quarter circle, but be enabled to move on at its just distance from its preceding division, and not to stop that which succeeds it. The wheel must therefore be quickened, or the step lengthened (or part of both applied) in proportion to the general march.

Circumstances in wheeling.

G 4

Num-

7. In

Number of files in a division, each occupying 22 inches.	Front of divisions in ordinary paces of 30 inches.
5.	3.20
10.	7.10
12.	8.24
14.	10.8
15.	11.
16.	11.22
18.	13.6
20.	14.20
30.	22.
40.	29.10
50.	36.20
100.	70.10

9. A division

9. A
 ing 22 in
 10 inch
 being th
 75 : 120
 paces of
 take whi
 dinary p
 pletes th
 is length
 completed
 2-3ds of
 be refer
 division a
 completed
 diminish a
 the wheel
 time and
 such body
 allowance
 10 files, a
 by length
 pointed an
 occasion a
 the points

10. It a
 body, is in
 of the num
 That the ci
 it describes
 as the num
 That the
 each divisio
 occasions re
 to his front
 the flank m

9. A division consisting of 10 files, and each occupying 22 inches, will at paces of 30 inches take 7 paces 10 inches for its front.—Now 75 steps in a minute being the ordinary time, and 120 the wheeling time, $75 : 120 :: 7\frac{1}{3} : 11\frac{2}{3}$ nearly the number of wheeling paces of 30 inches each, which the wheeling man can take while the following division is making its $7\frac{1}{3}$ ordinary paces in front, and 11 of which exactly completes the quarter circle: but if each of these 11 paces is lengthened with 3 inches, then the wheel will be completed in 10 steps, and a pause of one pace and 2-3ds of a pace, or 5-6ths of a second of time, will be reserved for the *Halt*, *Dress*, and *March* of the division after it has at 10 long paces of 33 inches completed the wheel.—This pause will increase or diminish according to the greater or lesser extent of the wheeling body, and in the above proportions of time and step, it is 1-7th of the time employed by such body in wheeling the quarter circle.—This allowance which is barely sufficient in a division of 10 files, and which cannot well be increased, either by length of step, or quickness of time, shews how pointed and quick the commands must be, not to occasion a loss of ground to each successive division at the points of wheeling.

10. It appears that the front of any division or body, is in ordinary paces of 30 inches, nearly 3-4ths of the number of files of which it is composed.—That the circumference of the quarter circle which it describes is in wheeling paces of 33 inches, the same as the number of files of which it is composed.—That the number of files being once ascertained in each division, the officer commanding it must on all occasions recollect the number of paces that are equal to his front; also the number of wheeling paces which the flank man must take to complete the quarter circle;

Necessary recollections.

cle ; also the spare time, which he has to regulate the *Halt, March* of his division after wheeling.

Wheeling paces re- quired to describe	}	The 6th of the circle, or an angle of 60°. are	$\frac{2}{3}$	} of the number of files of which the front confists.
		The 8th	$45^\circ - \frac{1}{2}$	
		The 16th	$22^\circ \frac{1}{2} - \frac{1}{4}$	
		The 32d	$11^\circ \frac{1}{4} - \frac{1}{8}$	

11. The field officers and adjutants must always recollect the number of paces the front of the battalion and its divisions occupy, in order to take up ground exactly in all formations.

S. 81. *Movements.*

1. Every movement must be divided into its distinct parts, and each part executed by its explanatory and separate words of command.
2. Alterations of position in considerable bodies should begin from a previous halt ; except giving a new direction to the heads of columns, or encreasing or diminishing their front which may be done while in motion.
3. The exercise of small bodies when within the command of one voice appears more showy from the keeping such bodies constantly in motion, and by changing from one manœuvre to another while on the march.—But such movements and the formations made

made from
however br
appearance
previously a
occasional
where hur
and relative

4. As t
dressing up
all quick
body, atten
ceeding fro
false, and d
so apparen
obvious in
between eac
fary to the
don be om
dressing, th
correct rel
ascertained.
the halt m
quickly ; an
be taken up
may be inst
which circu

made from them must be on accidental points, and however brilliant in battalion practice, and review appearance, where the lesson of the day has been previously arranged, they can only be considered as occasional exceptions not applicable to large bodies where hurry must be avoided, and where concert, and relative position are indispensable.

4. As the principle of moving, forming, and dressing upon given and determined points is just, all quick alterations of position of a considerable body, attempted while on the move, and not proceeding from a previous halt (however short) are false, and defective, the effects of which though not so apparent in a single battalion would be very obvious in a line or column of any extent.—A pause between each change of situation so essentially necessary to the movements of great bodies, should seldom be omitted in those of small ones; squareness of dressing, the exact perpendiculars of march, and the correct relative position of the whole, are thereby ascertained.—Such alterations of situation made from the halt may when necessary succeed each other quickly; and in many cases no unnecessary time need be taken up in scrupulous dressing, but every one may be instantly apprized of the following movement, which circumstances require.

S. 82. Points

S. 82. *Points of March.*

1. Every leader of a body which is to move directly forward in front, must take care to conduct it in a line truly perpendicular to that front.—To march straight on one object only with certainty and without wavering, is not to be depended on; two objects therefore placed and preserved during the march in the same straight line are necessary for the purposes of correct movement, when the intent is truly to prolong a given line.

2. Two objects will therefore in general be prepared for the direction of any considerable body: But should a leader, either in file or in front, have only one marked point of march ascertained to him, he will himself instantly look out for his small intermediate points, which are always to be found, which he will from time to time renew, and which are to preserve and determine the accuracy of his movement towards the more distant point. (V. S. 42.)

S. 83. *The*

1. To make troop
straight line
justness and
accuracy of
tions, and t
plied to enf

2. In for
may be curv
ground, but
straight, ou
inevitably fa

3. When
necessary po
ascertained.—
which one fl
is to be plac
TION or DR
body is direc

4. When
come up succ
the last form
as the point
ceeding one,
prolonged f
towards the g
The looking
always toward
rection of dr
the opposite
observed, fro
derable corp
division, the

S. 83. *The Alignement.*

1. To march or form in the ALIGNEMENT, is to make troops march, or form in any part of the straight line which joins two given points.—On the justness and observance of this line, depends the accuracy of the most essential movements and formations, and therefore every relative help must be applied to ensure it.

2. In formations of defence the lines occupied may be curved, and following the advantages of the ground, but in those of attack, the lines must be straight, otherwise the troops in advancing must inevitably fall into confusion.

3. When troops are to form in a straight line, two necessary points in it must always be previously ascertained.—One the point of APPUI (A. a. a.) at which one flank of the body, whether small or great, is to be placed, and the other the point of FORMATION or DRESSING (D.) on which the front of the body is directed. Fig. 12.

4. When battalions, or divisions of a battalion come up successively into line, the outward flank of the last formed and halted body is always considered as the point of APPUI (a. a.) or support of the succeeding one, and in this manner is the general line prolonged from each successive point of Appui, towards the given distant point of formation (D.)—The looking and lining of the soldier in forming is always towards the point of Appui, and the correction of dressing is always from that point towards the opposite hand.—This great principle is to be observed, from the smallest body to the most considerable corps, and regulates the formation of the division, the battalion, and the line. Fig. 12.

S. 84. *Points*

S. 84. *Points of Formation.*

1. In the movements of a single battalion, and in the taking up of a new position, it may not seem material whether a flank is placed a few yards to the one hand or other, or whether the line formed on is exactly directed on any certain point.—But when a battalion makes a part of a more considerable body, then all its positions being relative to other battalions and to given points, if its formations are not accurate and just, it will create general confusion and give false directions and distances to those whose situation must be determined by it.—The necessity therefore of every single battalion being accustomed to make its changes of position, and formations on determined points, is apparent, and is an object which commanding officers must always hold in view, and have their adjutants and others prepared and instructed accordingly.

Necessity of formations made on given points.

Base line, and method of prolonging it.

2. The line on which troops in column move, or are successively to form, is taken up to any extent by the prolongation of an original short and given BASE, established where they first begin to enter, or form on that line, the direction of which is determined by the views of the commander, and which can seldom fail to point on some distant and distinct object, that will serve to correct the position of the different persons who successively as their separate bodies require it, prolong the line from the several points already established in it.—In general therefore the point (A.) where a formation or entry into an alignment is to be made being marked by a fixed person, the commander will place a second (o.) 30 or 40 paces, without the first, exactly in the direction which he determines to give

Fig. 13.

to his new distant object which by aligning themselves and on each length, at serves for it to correct

3. Two to be prolonged close together be indistinct better can points (o. A towards a d be first directly and distant one (o.) be first of the inner more distant many changes naturally the first company on point of mark and from the which gives eye and intertaining of (o after ascertain find out (D. longation of point first to

4. When horseback, perpendicular they dismount

to his new line, and which will generally be on some distant object. These two persons will mark a base, which by adjutants (a. a. a.) or others successively aligning themselves backwards on the two first placed men, and on each other, may be prolonged to any required length, at the same time that the distant point (D.) serves for the commander, who perhaps alone knows it to correct them upon.

3. Two original or base points (o. A.) which are to be prolonged or formed upon, should not be too close together, otherwise the direction of the line must be indistinct, and the farther they are asunder the better can a line be taken upon them.—Where two points (o. A.) are to be given in a certain direction towards a distant one (D.) the innermost (A.) should be first determined, and the outer one (o) is immediately and easily taken over the innermost, and the distant one (D.) of correction.—Should the outer one (o.) be first taken, time is lost in directing the shifting of the inner one (A.) before it is truly lined on the more distant point (D.); besides the point (A.) in many changes of position of a line or column is naturally the first ascertained (being the pivot flank of a company on which the change is to be made, or the point of march towards which the column is moving) and from thence the distant point (D.) is then taken, which gives the new direction, and depends on the eye and intention of the commander; the easy ascertaining of (o.) follows of course.—Or the commander after ascertaining (A.) will fix (o.) *ad libitum*, and find out (D.) if such object presents itself in the prolongation of the other two.—At any rate (A.) is the point first to be determined on.

Methods of ascertaining points of movement or formation.

Fig. 13.

4. When the persons who prolong a line are on horseback, the head of the horse of each standing perpendicular to that line is the object, and when they dismount their own breast is the object, which

Position of prolongers of lines.

the shoulders of the leaders of the divisions of a column in march, rase in passing, and which is in the line of the head of the horse.—It is also the breast of such other men, as may be posted on foot, which the several leaders in like manner rase, as they successively arrive at them.

Although the leaders of the two first divisions of a column march on the persons placed in the line, yet if its direction happens to be on some remarkable object, they should as soon as possible discover it, or be shewn it as the general correction of the march.

Fig. 14.

Method of prolonging a line by officers or serjeants.

5. When a number of officers or serjeants (s. s. s.) are to be individually, successively, and separately advanced in order to give a direction on which pivots of the divisions of a column are to stand; or flanks of divisions which successively come into line are to be halted, or on which the dressing of a battalion is to be corrected—Two such persons will be truly, and previously placed, and the others the more exactly to attain a perfect line, instead of attempting at once to dress by each others breasts, will first cover in FILE with precision at their required distances, and then carefully front as directed, before their several divisions move up to them.—Were such persons to endeavour to take up their ground at first, by dressing in a line; the least inclination backward or forward of the body, and the certainty of the shoulders turning, when the eyes are directed to a flank, would make it a difficult operation: But in FILE when each places himself square on the line, covering the necks of those before him, the inclination of the body backward or forward does not affect the direction, and the end proposed is at once attained.

Fig. 12.

6. In successive forming of divisions into line, as from close column, from echellon, &c. the first division (A. a.) that arrives in, and is truly formed on it may

may be o
prolonging
endeavour
and the of
in the tru
by his adj
the flank o
lion after l

7. The
movements
ticular but
in this ex
persons pl
who are p
line as he
are not to r
they to ma
operation fo
they will i
flank.

1. In D
head is nece
it.—Whe
to the hanc
and when ey
new point in

may be considered as the BASE which is constantly prolonging for the others; the men as they come up endeavour to line well on the part already formed, and the officer corrects that lining on the distant point in the true prolongation which is prepared for him by his adjutant or other persons, just beyond where the flank of his battalion is to extend, and thus battalion after battalion arrive in line.

7. The ascertaining of the points necessary for the movements and formations of the battalion is the particular business of the adjutant in the field; and in this exercise he may be assisted by two detached persons placed behind each flank of the battalion, who are properly trained, quickly to take up such line as he shall give them; but for this purpose they are not to run out before their aid is wanted, nor are they to make any unnecessary bustle, and when the operation for which they were sent out is accomplished, they will immediately return behind their proper flank.

S. 85. *Dressing.*

1. In DRESSING when halted, a small turn of the head is necessary, and is allowed in order to facilitate it.—When the word *Dress* is alone given, it means to the hand to which the troops are then looking, and when eyes are at the same time to be turned to a new point in order to dress it should be so expressed

H

by

by the addition of *right*, *center*, or *left*.—But whenever the word *Halt*, *Dress*, is given by an officer to his division, it always implies that the men are looking, or are to look to such officer, who is then on the flank of Appui.

2. All DRESSING is to be made with as much alacrity of officer and soldier as possible, and the dresser of each body as he accomplishes the operation will give a caution *Front*, that heads may then be replaced, and remain square to the front. If the body to be dressed is extensive, as that of a battalion or parade, the dresser must justly place one division before he proceeds on that which is beyond it.

Fig. 15.

General attentions of dressing in all formations.

Fig. 15.

3. On all occasions without exception of FORMING and DRESSING in line, it must be remembered that the soldiers come into line with their eyes directed to the general point of *Appui* (A) where the leading flank is to rest, and of course towards whatever part of a line is nearer that point than themselves, which may be already formed before them, and is to them a direction.—But the officer in dressing (without exception) is placed on that flank of his division or body towards which the mens eyes are turned, and from thence he makes his corrections of the other flank on the distant point (D) which is previously marked by the adjutant, or some other person placed in the true general line; therefore on all occasions by the mens lining themselves to one hand, and the officers correcting to the other, the most perfect line may be obtained.—Should it be neglected to give or prepare such points of correction, the dressing of the line would be irregular, and slow, and depend entirely on the men taking it up from each other, and from the first formed flank, which is an imperfect method, and can never produce a just line, capable of marching forward in due order.—The having such points quickly

quickly a
they are
buffle, so
of the bat
of the co
also the in
hind the f

4. If th
there mult
it enters, a
tion in mar
always adv

5. If the
division, i
correction
small point
front divisi
movement.
then have a
and march

6. If a b
march, the
leading flank
ther (D) j
dressing of c

7. If the
the siting of
(A. o) give
division wil
pivots.—If
(a) and one
will determin
pivots.

quickly and successively prepared the instant before they are wanted, and without any noise, or apparent bustle, so that no delay may be made in the operations of the battalion or line, is one of the great attentions of the commanding officer and adjutant, to which also the intelligence of the trained persons placed behind the flanks will much contribute.

4. If the open column is to enter on an alignment, there must be three prepared points; one (A) where it enters, and which serves as a future point of correction in march, and in forming; and two more (a. D) always advanced before it.

Points necessary to be given in movements or formations.

Fig. 13.

5. If the close column is to form in line on a flank division, it must have a point (D) of march and correction beyond the other flank, and intermediate small points must also be taken by the leader of the front division, in order to preserve its direction of movement. If it forms on a central division, it must then have a point of correction to each flank (D. D.) and march justly on intermediate ones.

Fig. 16.

6. If a battalion takes a new position by the echelon march, there must be a point (A) given where its leading flank enters the line and forms on it, and another (D) just beyond its extreme flank on which the dressing of each division is corrected.

Fig. 12. 15.

7. If the battalion changes position to a flank, by the filing of divisions, the prolongation of two points (A. o) given in front of the pivot flank of its leading division will determine the direction of the other pivots.—If the change is central, one central point (a) and one (o. o) on each side of it being prolonged will determine in like manner the line of the other pivots.

Fig. 14. 18.

8. The commander will himself generally have a distant point, on which he will determine those battalion points, and which will serve him as his point to correct the whole.—Independent therefore of the partial helps which advanced serjeants may give to the formation and dressing of their several divisions, it may be observed with respect to one or more battalions, that in marching in front, or in column, *two* advanced points and *one* rear point are necessary: and in successive formations into line, besides its point of *Appui* which each body moves up to, *one* distant point taken in the determined direction, and beyond where the battalion is to extend, is essential for the correction of its dressing, and in this line is every division exactly brought up, and dressed.

O P E N C O L U M N .

Formation of columns.

1. All COLUMNS are supposed formed from line for the convenience of movement, and for the purpose of again extending into line.—Every column of march or manœuvre must be formed by a regular succession of the divisions from right to left of the line, or of such of its parts as compose the column, for whatever is the relative position of a body in line, such ought it to be in column: and where several connected columns are formed, the same flanks of each should be in front, but whether Rights or Lefts will depend on circumstances.—Columns formed from

from the
be made,
are to move

2. The
lity of mov
the flank,
lines from
column of
marches, v
not so mu
column of
the enemy
to its speed
its transition

3. Colu
be compose
purposes o
18 files, no
when the fo
not be spa
will of cour
occupies the
minus the
obliged to
occupy one
such situatio

4. From
to the fron
oblique dire
front.—In e
quarter circ
The whole
into, or mov
the rest foll

from the center of battalions or lines, should seldom be made, are partial, and not adapted as the others are to movements and formations in all situations.

2. The chief objects of the OPEN column are, facility of movement; the quick formation of the line to the flank, and the change of situation in the shortest lines from one position to another.—It is named the column of march or ROUTE, when applied to common marches, where the attention of men and officers, are not so much kept on the stretch.—It is named the column of MANOEUVRE, when being within reach of the enemy the greatest exactness is required in order to its speedy formation at any instant into line during its transition from one position to another.

Columns of march and manœuvre.

3. Columns of march or manœuvre will generally be composed of companies or subdivisions.—For the purposes of movement they need not exceed 16, or 18 files, nor should they be under 6 files in front, when the formation is three deep, otherwise there will not be space to loosen the ranks, and the battalion will of course be lengthened out.—An open column occupies the same extent of ground as when in line, minus the front of its leading division: But a body obliged to march any distance in file, will at least occupy one half more ground than it requires in line; such situation is therefore to be avoided.

Front and extent of column.

4. From line the column is formed, and marches to the front, flanks, rear, or in any intermediate oblique direction, with either its right or left in front.—In each case the battalion or line WHEELS the quarter circle by divisions to either flank and HALTS. The whole MARCH.—The leading division *wheels* into, or moves on, in the prescribed direction, and the rest follow in column.

Formation of the open column from line.

H 3

5. The

5. The open column, or the column at half or quarter distance, may also be formed oblique or perpendicular to the line, on any given division; by the other divisions (according to which flank is ordered to lead) wheeling, filing, and placing themselves in front, and rear of the given one.

6. Columns of march or manœuvre will be formed with the left in front, whenever it is probable that the formation of the line will be required to the right flank; and *vice versa*, when required to the left flank.

BATTALION OPEN COLUMN.

Dressing in column.

Fig. 23.

Distance of ranks.

1. In column divisions cover and dress to the proper pivot flank: To the left, when the right is in front: and to the right, when the left is in front.—The *proper* pivot flank in column is that which when wheeled up to, preserves the divisions of the line in their natural order, and to their proper front: The other may be called the *reverse* flank.

2. In column rear ranks (if not ordered to be locked up) are one pace asunder.—When a considerable distance is to be marched, they may be opened half a pace more, but without increasing the distances of divisions, which remain such as are prescribed according

cording
always t

3. Th
each nea
talion.

4. Eac
is conduc
of the fr
column
platoon
officer le
and his
In a col
head sect
one; and
one.—

a new po
heads.—
march is
mitted to
posts mu
who rema
preservatio

5. In o
&c. of ba
the rear
half or qu
is space m
pivot one
may in c
companies
occasion v
allowed to
ments of
intervals l

ording to the object of the movement, and which are always taken from front rank, to front rank.

3. The post of commanding officers in column, is each near the flank of the leading division of his battalion.

4. Each division of which a column is composed is conducted by a leader placed on its pivot flank of the front rank which is his general post.—In a column of companies or platoons such leader is the platoon officer.—In a column of sub-divisions the officer leads the head sub-division of his company; and his covering serjeant in battalion the second.—In a column of sections the platoon officer leads the head section of his company; his serjeant the middle one; and an officer or serjeant from the rear the last one.—When divisions are filing from column into a new position, their several leaders conduct their heads.—When any considerable continuation of the march is the object, and that pivot officers are permitted to be in front of their divisions, their flank posts must be occupied by non-commission officers, who remain answerable under their direction for the preservation of the proper distances.

Leading officers.

5. In open column, the artillery, music, drummers, &c. of battalions wheel with and remain closed up to the rear of their respective divisions.—In column at half or quarter distance, they may occasionally if there is space move in file, on the flank which is not the pivot one.—Instead of being kept collected, they may in column of march be sent to their respective companies to remain in the rear of each: But on no occasion whatever is the assembling of them to be allowed to lengthen out, or interfere with the movements of the battalion or column, or to encrease the intervals betwixt battalions in column.

Music, drummers, &c.

Fig. 21. 59.

6. On all occasions of wheeling from line into open column (except where the narrowness of ground prevents it) the divisions WHEEL BACKWARDS on their pivot flanks.—The advantage so great, and the necessity so evident of having the *pivots* remain covering each other truly, as well as having just distances preserved, is thereby secured, which will never be the case in *wheeling forward*, from the different strength of battalions in a line, and of companies or divisions in the same battalion.—In wheeling backward if divisions do not exceed 16 or 18 file, they may readily WHEEL back without facing about, but if divisions are stronger and the ground uneven, they must FACE about—WHEEL—and then *Halt, front*.

Wheeling forward into line.

Fig. 25.

7. When an open column is to form in line to its proper front, the divisions will always WHEEL FORWARD on their pivots: But should it be meant to reverse the front, the PIVOTS themselves must then wheel forward, which will prevent any false distances, that unequal divisions would occasion, although the flanks they do wheel upon, may not then be in a regular line.—Should the divisions of the column be of equal strength the front may then be reversed by wheeling back upon the pivots which will preserve the regularity of the alignment.

Wheeling on the center.

8. Platoons must be accustomed to wheel occasionally upon their CENTER, half backward, half forward, and to be pliable into every shape which circumstances may require, but always in order, and by the decided commands of their officers.

Filings.

9. All marches of battalions are made in column of companies, or other divisions, never by files where it can possibly be avoided.—Filings are only applied to the internal movements and formations of the divisions of the battalion and in some changes of position,

position, r
entire bat

10. All
from line
in line, ar

11. Wh
march, in
the other t
distance is
continues t

12. In a
more batta
possible to
in march at
equal as to
vel or inclin
the exact tra
any part m
circumstance
ness of whe
flanks; and
intervals of
any instant
circle; and
dressing is a

13. The
a column ca
that is stand
with its left
along the gr
positions wit
of the line

position, not to any considerable manœuvres of the entire battalion, or of greater bodies.

10. All wheelings, and filings made from the halt, from line to form in column, or from column to form in line, are made at a quick step. Wheelings in column.

11. When the rear ranks close or open on the march, in the one case they will step nimbly up, in the other they will slacken their pace until the due distance is attained.—In both cases the front rank continues to proceed at its then rate of march. Opening or closing of rear ranks.

12. In an open column of manœuvre of one or more battalions, the divisions ought as much as possible to be equalized.—The whole must be put in march at the same instant, and the step preserved, equal as to time and length whether marching on level or inclined ground.—Every division must trace out the exact track which the leading one does; nor must any part make a partial alteration of pace.—These circumstances observed which will preserve the justness of wheeling distances, and the covering of pivot flanks; and no embarrassments being allowed in the intervals of battalions, an exact line to the flank is at any instant procured, by the wheel of the quarter circle; and all closing in, unsteady shifting, and after dressing is avoided. Peculiar attentions in the open column of manœuvre.

13. The countermarch by files of the divisions of a column each on its own ground; changes a column that is standing with its right in front, into a column with its left in front, and thereby enables it to return along the ground it has gone over, and to take new positions without altering or inverting the proper front of the line (S. 53. 100.) Fig. 40 B
Countermarch by files.

14. The

Fig. 41. 42.
Counter-
march by
divisions.

14. The countermarch by divisions successively from the rear to the front, changes the leading flank of the battalion column, but allows it to continue its former direction of march, and is a previous manoeuvre often necessary and required to enable a battalion to take up a relative position. (S. 101.)

All counter marches necessarily change the pivot flanks of columns.

Fig. 22. 24.
Wheels in
column.

15. Open column of companies will in general wheel on a *fixed* pivot, except that in the continuation of a march, they have sufficient ground gradually to make their changes of direction on a moveable one, if so ordered.—Columns of subdivisions or sections will always wheel on a *moveable* pivot when it can be done.—Columns at half or quarter distance must also make their necessary wheels on a *moveable* pivot, otherwise a stop must ensue.

The front of
column not
to be altered
when march-
ing in an
alignement.

16. No doubling up, encreasing, or diminishing the front of the column must be made, after entering on a straight alignement, in order to form in line. Such operation when necessary should be performed, before the line of formation is entered on.

Fig. 24. 25.

17. In whatever manner the leading division of a battalion column arrives in a straight alignement on which it is to form, a mounted officer always gives the point where it enters.—And when arrived at its ground, that it halts and is to form, the commanding officer from that division corrects if necessary the pivot files on the fixed distant points, before the divisions wheel up into line.

Pivot officers.

Fig. 24.

18. Pivot officers of columns when marching in an alignement, must be steady on the flanks of their divisions, as they give the true wheeling distance, and covering of the pivots in their own persons: They must

must not
of their d
and other
(that they
must be c
leaders in
close colu
ducted on
column is
whether it
change its
lumn alwa
marched,
ward hand

19. Wh
must never
the pivot fl
on the opp
Nor are suc
by their fe
easily see,
given line.

The colo
pivot, and
is to be for

20. In n
points, such
leader of th
became suc
and the giv
curacy of th
the coverin
an indistinct
sions of a c
and must th

must not look to or endeavour to correct the march of their divisions, that care must be left to serjeants, and other officers in the rear. The pivot files of men (that they also may be truly covered when halted), must be close to, but not touch or derange, their leaders in the march.—The pivot files of the open or close column in march are always directed and conducted on the given points of march, whether the column is moving in a line on which it is to form, or whether it is moving up to a point where it is to change its direction; and the leading officer in column always leaves the object on which he has marched, or at which he wheels, close on his outward hand.

19. When marching in a straight alignement there must never be more than one officer (or leader) on the pivot flank of each division, all others are either on the opposite flank, or in rear of the divisions.—Nor are such leaders then covered in the rear ranks by their serjeants, in order that they may the more easily see, and distinctly cover, each other in the given line.

The colours cover the 3d files of men from the pivot, and must be ready to move up, when the line is to be formed.

20. In marching in an alignement on advanced points, such points must be known and visible to the leader of the second as well as of the first division; because such second leader must preserve his first, and the given points in the true line, and on the accuracy of the position of those two leaders depends the covering of the rear ones.—Officers who have an indistinct sight, can never lead the two first divisions of a column marching in a straight alignement, and must therefore on such occasion be replaced by

I

other

Officers and colours in the alignement.

Officers that conduct the 2 leading divisions of a column must not be thort sighted.

other persons, whose accurate vision enables them to preserve and prolong the just line which the whole are to follow.

Marching in an alignment.

21. All marching in the alignment must be made in ordinary time, and taken up before, or from the point where it is entered with precision, the pivot officers are then peculiarly answerable for distances, and exact covering of the flanks.—To march with accuracy in an alignment in quick time, so as at any instant to be ready to wheel up into line, and (without a considerable pause) to move on, is an operation hardly to be expected, and seldom to be required.

Wheeling into line from open column.

22. When the column of companies halts to form: pivot flanks are in an instant corrected from the leading division by commanding officers of battalions.—Leading officers move into the front of their platoons.—Their covering serjeants place themselves on the right of each if the wheel is to be to the left; or otherwise behind the pivot file if the wheel is to be to the right.—Pivot men of the front rank face square into the new direction.—The whole wheel up, and halt.—Officers dress the interior of their platoons, and then replace their serjeants who are now in the front rank.—If any farther dressing is necessary, it must be ordered and made by a mounted field officer.

Dressing on pivots.

23. If the battalion after wheeling up from column into line, is not critically well dressed, the fault must be in the internal parts of the divisions: This must be immediately corrected (by each platoon officer) on the pivot men, who on no account must move, or shift, but remain so many given or fixed points on whom the battalion is exactly lined.—Each platoon officer thus only dresses within his own platoon; if a more accurate dressing is required, it is afterwards given by a field officer.

24. In

24. In halted on be adjuste necessary, filing, the If part of wheel into in it, the officers) m before the columns c to form i wheeled u joining on in column

25. W alignment of a column line is to such point pivot on t from such point, the If the poi will halt at ing up of upon it.

26. On close colu battalion i or into c circle.—A word for t the point leading file according

24. In general the whole of a battalion will be halted on its ground, stand in column, and its pivots be adjusted, before it wheels up and forms: but if necessary, and where parts of it arrive in the line by *fling*, they may form successively as they come up.— If part of a battalion should therefore be ordered to wheel into line while the other divisions are not yet in it, the pivot men of those divisions (and not the officers) must cover on the formed part of the line before they wheel up.—And when several battalion columns changing position enter separately, and are to form in the same line, each may be successively wheeled up, if so ordered or intended, when its adjoining one has three or four of its divisions standing in column on the line.

Forming in line.

Fig. 25.

25. When a point of entry is marked in a new alignment, the *pivot* flank of the leading division of a column is always directed on such point.—If the line is to be formed, and the head flank placed at such point of entry, the head division will rest its pivot on the line, and at a distance equal to its front from such point.—If the rear flank is to be at that point, the pivot of the rear division will halt at it.—If the point is an intermediate one, a central division will halt at it.—The line will be formed by the wheeling up of divisions, when they are severally placed upon it.

26. On some occasions (as in passing lines, forming close columns, &c.) the platoons or divisions of a battalion in line are ordered to FILE to front, rear, or into column without first wheeling the quarter circle.—An explanatory caution being given, at the word for the battalion to FACE, the platoons face to the point directed, and at the same instant the three leading files of each throw themselves to the flank according as they are to move, so as to be disengaged from

Disengaging heads of files,

Fig. 36.

from the last file of the preceding platoon.—In this situation each leader is enabled at the word **MARCH**, to move independant, without check, and on his proper point.

March in column.

27. The rear divisions of a battalion, or more considerable column in march, constantly follow every turning and twist which the head makes; each successively changing its direction at whatever point the leading division may have so done.—When at any accidental moment the column is ordered to **HALT**, and **FORM** in line, the pivot men of platoons must remain steady where they are found at the word **HALT**, and the divisions will wheel up into what will probably be a curved, but a just line.—If the march in column is again to be resumed, the line breaks backward, and the rear divisions at their ordered distances will continue to follow the exact path traced out by the head; nor are the following divisions of a column ever to deviate from this rule, or endeavour of themselves to get into a straight line when the general direction is a winding one, until an express order is given for that purpose; which can hardly ever be the case until the head of the column is halted with a determination to form the line in a straight direction.

March of the column thro' a wood, or in embarrassed ground.

Fig. 26.

28. The march in column through a thin wood, or in ground where impediments frequently change the direction of its head, or along the winding of heights which are to be occupied, will be best made by sub-divisions, or by sections of five or six files in front.—The *pivot* files will preserve exact distances from each other, choose their own ground, and wind as the trees or other impediments permit, along a general direction:—When the column halts and forms, the line will be a continued curve, which can afterwards be easily made straight, if the circumstances require it.

it.—In such situations should any double or other files be much opened, the mean distances, and form in

29. Should at any time other obstacles continued to be surrounded to the rear and the far side be taken up detached parties made, when such obstacles as will fill which is to any small in be surmounted the straight the line is e

it.—In such situations, at no time if it is possible should any of the *pivot* flank leaders be obliged to double or quit the continued line of march; but the other files may be (when impediments are to be passed) much opened or loosened from those pivots, who in the mean time moving free and preserving wheeling distances, are in a situation at every instant to *halt* and form in line, the others closing into them.

29. Should the march in a straight alignment be at any time interrupted by pools of water, or any other obstacle which is impassable, the march will be continued straight to that obstacle, the obstacle will be surrounded (and always if possible by deviating to the reverse flank so as to remain behind the line), and the same straight line will again on the other side be taken up by the pivots, at the point in it which a detached person has prepared.—Allowance will be made, when the line is to form, for the breadth of such obstacle, by the doubling of as many divisions as will fill up the vacancy (when it can be done) which is thereby occasioned in the line; nor must any small interruptions in the line, that can possibly be surmounted, ever make the pivots deviate from the straight line, when the intention of forming on the line is evident and known to all.

Obstacles in
march in an
alignment.

Fig. 27.

ASSEM-

ASSEMBLY OF THE BATTALION, AND GENERAL CIRCUMSTANCES OF EXERCISE.

**Assembly of
the battalion.**

The companies having been inspected by their officers on their particular parades should arrive and stand on the parade of the battalion in open column of companies, and with either right or left in front.—The ground is given by whichever division first arrives on it, and the others arrange themselves in front or rear accordingly.—In this situation are reports made to the commanding officer; companies equalized; music, drummers, pioneers, &c. assembled at their proper stations; all other individuals of the battalion placed; pivot files, and just wheeling distances corrected.—The battalion is then formed in line by wheels of the quarter circle, and by word from the commanding officer; the colours are sent for and posted; and the whole are thus in readiness to move, by sub-division or company column.

**March to the
ground of
exercise.**

The march to, and from the field in column, should be considered as one of the most material parts of exercise, and be made with attention, equality of step, just distances, and perfect order.—The front of the march should be frequently increased and diminished in the manner prescribed (*S. 87.*), and the battalion at different periods formed by wheels to the flank, to shew that distances have been duly preserved.

The

The e
preceded
to the int
fore whe
officers v
companie
for this p
cise of th
what leng
the compa
then by a
intervals
shall have
They wil
the same i
of exercis

S. 8

The abo
be orderd
the BATT
to its partic
lowing arti
according
manding of
tailed herea

The exercise of the battalion must frequently be preceded by that of companies in detail, according to the instructions given in the second part.—Therefore when the battalion is arrived on its ground, the officers will be assembled, and those commanding companies informed what particular parts (referring for this purpose to the numbers marked in the exercise of the company), in what succession, and for what length of time, or how often each operation of the company is to be repeated.—The companies will then by a regular process be separated, by taking intervals in one line, or in two lines, so that each shall have a free space of 40 or 50 yards square.—They will on that ground begin and finish in nearly the same instants of time, each of the ordered points of exercise.

Exercise by companies.

Fig. 19.

S. 86. *Exercise of the Battalion.*

The above being accomplished, the companies will be ordered to assemble in line, or in column, and the BATTALION again united and formed will proceed to its particular EXERCISE as contained in the following articles, which may be classed and arranged according to circumstances, and the views of commanding officers: the modes of executing being detailed hereafter under their proper heads.

Detail of exercise by the battalion.

The Battalion standing in Open Column.

Fig. 74. { 1. The column will close to half, quarter, or close column, and again take open distances either from the front, or rear division. S. 153.

Fig. 40. B. { 2. The companies may singly countermarch by files. S. 100.

Fig. 41. { 3. The flanks of the column may be changed, by the rear company becoming the front one, in consequence of a countermarch of the whole column from the rear. S. 101.

Fig. 49. { 4. The position of the column may be changed to either flank, by the companies facing, filing into the new direction, and halting with their pivot flanks on it. S. 123.

{ 5. The open column will form in line.—By wheeling up when the whole is in the alignment.—By halting the head divisions in the line; filing the rear ones into it, and then wheeling up the whole.—By the head division halting on the line, and the rear ones wheeling back into echelon position, after which they move up into line. S. 118. 124. 127.

Fig. 4

Fig. 28.
30.

Fig. 59.

Fig. 5

Fig. 47. 48. { 6. A front, center, or rear division of the column may be placed in a new given direction, and the rest by file marching will take up their ground. S. 120. 121. 122.

{ 7. The column at half or quarter distance will form.—By filing into line. Obliquing into line.—Divisions wheeling successively into line and taking open distances.

{ 8. The divisions may face to either flank, march the lock step, halt, and again front into column. S. 123.

{ 9. The closing step may be practised by the whole column at once. S. 43.

Fig. 28. 29. 30. { 10. The front of the column in march will be increased, and diminished, and the column will occasionally wheel to the flank into line to shew the preservation of distances. S. 87.

Fig. 59. 13. { 11. From line the companies, or other divisions may wheel backwards on their pivots into open column, and to either hand. S. 108.

Fig. 52. { 12. March and prolong the line to the flank. S. 115.

Fig. 49. *Wheel up into Line.* S. 118.

Fig. 47. 48. { 13. Change of position on a central
80. { or flank company by filing, or by the
echellon march of companies. S. 120.
159.

{ 14. The battalion may march in file
to the flank at the lock step, and front.
S. 94.

{ 15. The battalion may take 20 or
30 side steps to the flank without open-
ing out. S. 43. 79.

{ 16. The battalion may advance in
line, and halt. S. 166.

{ 17. The battalion may retire in line,
and halt front. S. 168.

{ 18. The alternate companies will
form two lines and march to front and
rear, preserving intervals. S. 175.

Fig. 46. { 19. Passage in file through a second
line, or wood, to front or rear, from a
flank of each company. S. 174.

{ 20. Passage of the obstacle in the
march of the battalion, by divisions
doubling as ordered. S. 170.

{ 21. The oblique march of the bat-
talion, and change of direction by gra-
dual alteration of the shoulders. S. 169.

23. The

Fig. 75

Fig. 31.
35.

Fig. 3

Fig. 40.

Fig. 14. { 22. The battalion halted to be dressed,
by advancing the platoon officers, and
moving up the men. S. 167.

{ 23. The whole or a wing of the
battalion to be thrown forward on the
center or flank, by placing a few files,
and the rest turning their shoulders,
and gradually dressing up.—The same
done backwards gradually at a short
step without facing about.—Eyes being
directed to the point of forming on all
occasions.

Fig. 75. 76. { 24. The battalion will advance, and
retire in echellons of companies.—Form
in line on any named one.—Throw
backward or forward any number of
companies into echellon.—Wheel them
into oblique line.

{ 25. The battalion retiring in two
lines by alternate companies, may
make a degree of wheel during the
movement, so as to give a new direc-
tion to the line.

Fig. 31. 33. { 26. The battalion may pass a defile
35. { or bridge, to front, or to rear. S. 91.
92.

Fig. 39. { 27. The battalion may countermarch
by files from one to the other flank.—
Also upon the center from both flanks.
—Also from, and upon the center.
S. 97. 98.

Fig. 40. A. { 28. The battalion may countermarch
by divisions from one to the other flank.
—Also upon the center from both
flanks. S. 99.

Fig. 37. 38. { 29. March of the battalion by divisions from one flank towards the other, either behind or before the front, each division wheeling and following successively the one that precedes it. S. 96.

{ 30. The battalion from line forming the square or oblong, marching, and again forming in line.—Or from the square marching off in double column through a defile.

In Close Column.

Fig. 64. 65. { 31. The close column is formed on 66. { any named company. S. 137.

{ 32. The direction of the close column is changed. S. 141.

Fig. 74. { 33. The close column is opened out from the front or rear, and again closed up on any division. S. 153.

Fig. 70. 71. { 34. The close column of two com- 72. { panies in front is formed from the column of one company in front. S. 147.

Fig. 67. 68. { 35. The line formed either from the 69. { column (of one or two companies in front) halted, on a front, rear, or central division.—Or from the column moving in file to its flank, on a front or rear division.—Or by an oblique deployment of its divisions, S. 144. 148.

36. The

The
these m
circumst
lows of,
agreeabl
time to
more pa
the vari
operation
with oth
to the gr
and may
adding t
lar detail
tions refe

The li
supposed
light con
it behind
tion it is
the colum
the line,
it may fr
sion or in
in the ma
can feld
cases as d
with files
the comm

On al
battalion,
dismissed,

36. The exercise of the firelock in all its parts both by companies and battalion, and especially loading and firing.

The FIRINGS may be applied and intermixed with these movements as found proper, and such other circumstances of formation and exercise as space allows of, and as occur to commanding officers, may agreeable to the established modes laid down, be from time to time executed.—But the above have been more particularly selected, as including almost all the various movements that can be required in the operations of the battalion when single, or united with others in line: They may be combined according to the ground, and to the views of the commander, and may arise from different situations by altering or adding the connecting circumstances, and the particular detail of their execution is to be found in the sections referred to.

The light company and grenadiers are generally supposed acting in line with the battalion: But the light company may be occasionally placed half of it behind each flank of the battalion; in that situation it is ready to cover the front, rear or flanks of the column when in march, to protect the forming of the line, or to cover its retreat.—For these purposes it may from time to time be detached and act in division or individually as circumstances may require, and in the manner specified in its particular exercise.—It can seldom be obliged to run or hurry; in such cases as demand it, it will march quick but in order, with files loose but not too open, and always under the command and guidance of its officers.

Light company.

On all occasions of common parade, a guard, a battalion, or its parts should never assemble, or be dismissed, without performing some one operation or

Mode of instruction.

other of movement, and of the firelock.—In this manner by simple, and imperceptible practice, the steadiness and instruction of every individual is attained, and officers become perfect in the three great and important field duties of precision and energy in their commands; exact distances of march; and the correct dressing, and covering of pivots.—The time often unnecessarily consumed in the field in detail and manual exercise will also be saved, and the battalion be there solely employed in executing the prescribed movements applied to such circumstances, and varieties of ground as present themselves to the commanding officer; the modes of execution being already thoroughly understood, and instantly applied by each individual.

Attention in
exercise.

Single companies or battalions when at exercise must generally consider themselves as part of a line, and not always detached, or independant bodies: Their movements and formations should be on a supposition of lining with other troops already placed on their flanks.—Two or more persons separated at a proper distance from one another, and from the company or battalion, may represent the flanks and center of an adjoining battalion, and may always first take their station in the new line. This would cause the formations to be made on determined, not on accidental points; the practice of which latter usage much tends to occasion that incorrectness and deficiency which sometimes appears when any number of our battalions are directed to move, act, or form, in concert.—In general the battalion should not be looked on as a perfect or separate body, but only as a member of the line; its movements as relative to and dependant upon those of others, and its principal operations should be calculated accordingly.

Fig. 20.

Fig. 20.

In exercise the two flank companies may be occasionally separated from the battalion, and represent the

the
be
hal
its
for

DIM

TH
of ob
is fre
to en
one c
talion
great
out i
colum

Th
colum
mover
ration
when
of the
compa
either

the center of two other Battalions ; one of them will be named as the directing one in march, and the halt and dressing of the battalion will be made from its own center towards each of them, as is directed for a line of battalions.

DIMINISHING OR INCREASING THE FRONT OF THE COLUMN.

The column of march or manœuvre, in consequence of obstructions in its route which it cannot surround, is frequently obliged to diminish its front, and again to increase it, when such difficulties are passed ; it is one of the most important of movements, and a battalion which does not perform this operation with the greatest exactness and attention, so as not to lengthen out in the smallest degree, is not fit to move in the column of a considerable corps.

The increase or diminution of the front of the column is performed by the battalion, when in movement or when halted.—In movement this operation is either done by each company successively, when it arrives at the point where the leading one of the column performed it, or else by the whole companies of the battalion at the same moment.—In either case the chief of the battalion, at the instant
that

that it should begin to reduce or encrease its front, gives the general CAUTION so to do, and the chiefs of companies give their words of execution to the sub-divisions or sections to double behind, or move up quick to the regulating ones which preserve their original distances from each other, and never alter the pace at which the column was marching, but proceed as if they were totally unconnected with the operation that the others are performing.

When the column of companies is to be reduced to that of sub-divisions or sections, it will always be done by the others doubling from their pivot flank, behind their reverse flank, sub-division, or section, so that the battalion may remain ready to form in line by a simple wheel up to the flank; therefore the doubling will be behind the right when the right is in front, or behind the left when the left is in front.—When the front of the column is to be encreased, the sub-divisions or sections that doubled will move up to their leading one by a quick incline.—As in diminishing or encreasing the front of the column in march, the pivot division is the one that quits its direction, the exactness of pivots after such operation will appear to be interrupted; but this is of no consequence, and instantly regained in a column of march; it can hardly ever take place in a column of manœuvre which has entered a line on which it is to form.

S. 87. *When*

S. 87

Fig. 6

Fig. 6

S. 87. When a Battalion Column of Companies in march diminishes its Front, either by Companies successively, or the whole Battalion at once.

When the leading company arrives within 12 or 15 paces of the point where it is necessary to diminish its front; the commander will give a loud CAUTION that the sub-divisions are to double either by companies successively, or the whole battalion at once.

Fig. 6. A. { *If successively.*—The leader of the head company proceeds as directed (*S. 57.*) and each other does the same when it arrives on the spot where its preceding one doubled.

Fig. 6. { *If at once.*—On the general CAUTION from the battalion commander, each company leader, without waiting for each other, proceeds as directed. (*S. 57.*)

S. 88. *When the Battalion Column of Subdivisions in march forms Column of Companies.*

The battalion commander gives a loud CAUTION, that column of companies are to be formed either successively, or by the whole battalion at once.

Fig. 6. B. { *If successively.*—Each inclines up as directed (S. 57.) when its leading subdivision arrives on the ground, where its preceding one formed up.

Fig. 30. { *If at once.*—On the general CAUTION from the battalion commander: Each company leader proceeds as directed (S. 57.) without waiting for each other.

When divisions double back or form up in column, ranks must be closed, arms carried, and the transition from one situation to the other made as quick as possible; and as soon as the column is in its new order, the pivot flank leaders place themselves on those pivots.

When the front of a column is to be diminished, and the obstacle is before the part which is not to double, such part must incline after the doubling is made in order to pass it: but timely attention is to be given, to bring up if possible by inclining, the part which is not to double, square to the opening through which it is to pass, before such doubling begins.—And when a diminution of front is immediately

diately
march
dual f
its new
15 pag

The
column
moving
most g
lengthe
ed.—
at once
same re
it has c
to be p

As i
bling,
formed
spot w
or form
successi
same m
the spo
the hea
doubled

diately to follow an alteration in the direction of the march, such alteration should be made with a gradual sweep, so as to give the head of the column its new perpendicular direction, when at least 12 or 15 paces from the point of breaking off.

The successive breakings of each division of the column at the point of difficulty, and its subsequent moving up again as soon as it has passed it, is the most general practice, but is the most likely to lengthen it out, which is the great evil to be avoided.—The reduction of front by the whole battalion at once, is therefore the most eligible; and for the same reason, the increase of front (when the rear of it has cleared the difficulty) by the whole battalion is to be preferred.

As in a considerable column the successive doubling, or forming up of companies would be performed by each when it arrived on the identical spot where the leading one of the column doubled or formed up:—So when this operation is done successively by battalion, each will at once in the same manner perform it when its head is arrived at the spot, (and of which it must be apprized) where the head of the preceding battalion was, when it so doubled or moved up.

Fig.

Fig. 5. B.—28. S. 89. *When the Battalion Column of Companies is halted, and to diminish its Front.*

CAUTION. { The chief will give the **CAUTION** to form column of sub-divisions or sections; on which the covering sergeants will fall back and mark the future pivot flank of the doubling sub-divisions.

Inwards Face { The leaders of each company will instantly give the word *Face inwards* (disengaging their heads) *March*; *Halt, front.* *Dress.* { sub-division or section, when behind the standing sub-division or section, and dividing justly the distances that existed between companies; the flank leaders will then place themselves on the pivots.

Fig.

Fig.

To

Ha

W
desfilé
after
then
divisi
and f

Fig. 30. 5 B. S. 90. *When the Battalion Column of Sub-divisions or Sections is halted, and to encrease its Front to Companies.*

CAUTION. { The chief will give the CAUTION to form Companies.

To the—Oblique. } The leader of each company immediately orders the bodies that move up, To the—Oblique—
Q. March. } *Q. March—Forward—Halt, dress,*
Forward. } when joined to the standing subdivision or section.—The leader then places himself on the proper
Halt, dress. } pivot flank of his company.

Should a column be retiring with the rear rank leading, the divisions will double as already prescribed so as to preserve the sub-divisions or sections in their natural order for forming: and when the ground allows will again encrease the front of the column.

When the column has to pass a bridge, or short defilé, and that there is a certainty of immediately after resuming the front which it has diminished, then such part of the reverse flank of the leading division as the defilé will receive will pass it in front, and such part of the pivot flank as is necessarily stopt will

Fig. 29.

Fig.

will by command *Face inwards* and follow close in file; on quitting the defilé the filing part will form up at a lengthened step, but the general rate of the column will at no time be altered: In this manner division succeeds division without any improper extension taking place. But if the column must continue any time on a reduced front, then it should so be diminished by the doubling back of divisions.

Fig. 31.

When a close column, or one at quarter distance is to pass a defilé; before it enters, it must stand on such a front as will require no farther reduction; and therefore on approaching the defilé, a halt if necessary must be made, and such operation performed as will enable it to enter on such front as it can maintain in passing.—When the defilé is passed a new arrangement will determine the advance of the column.

PASSAGE OF A BRIDGE, OR SHORT DEFILE FROM LINE.

S. 91. *A Battalion formed in Line may have to pass a short Defile, or Bridge in its Front.*

Fig. 91.

If before a Flank.—It will from that flank wheel into column, cross on such front as will fill the defilé, and the column will be close or open, according as after passing, it may be required either to deploy into line, or to prolong any given direction.

If

Fig. 93.

But as columns w
immediate
in most ca
flank, and
for from
accurately
of a height
longing of

The bat
given from
bridge or
ordered af

If before the Center.—The two center sub-divisions may stand fast; the rest of the battalion will break inwards by sub-divisions; the whole will march forward in double column.—When passed, the center sub-divisions stand fast; the others wheel to right and left, march to the flanks, and successively wheel up into line, (or) they proceed in march, and remain in double column 'till the head arrives at such point, and is placed in such direction as the line is to be formed in.—Should the bridge or defile only allow 6 in front to pass, when the head of the double column arrives close at it, its two divisions having two paces distance betwixt them, will file from their inward flanks to the front, pass, and then move up into column as before, being in the same manner followed by every other division.

Fig. 93.

But as many inconveniences attend all central columns when a positive position is not to be occupied immediately after passing a bridge or defile; therefore in most cases the march in battalion column from one flank, and on such front as is necessary, is preferable; for from that order every possible after-situation is accurately and easily taken up; such as the windings of a height; the skirting of a wood; or the prolonging of any given straight direction.

The battalion may also form close column of any given front, on the division which is opposite the bridge or defile, pass in that shape, and extend as ordered after passing.

S. 92. *A Battalion formed in Line may have to pass a Defile or Bridge in its Rear.*

If in the Rear of a Flank.—It will march off from the other flank behind the rear in column of companies or sub-divisions successively, the front rank leading; wheel behind the standing flank; pass; and again wheel, and prolong any given direction.

Fig. 32.

If in the Rear of the Center.—It will march off as before from each flank, by columns of sub-divisions behind the rear, the leading ones when near meeting, will wheel inwards; pass in double column; and then, if ordered, the divisions will wheel outwards successively, and take up a line parallel to the one it quitted.—If the bridge or defile will not allow above six men to pass in front, the double column when it arrives at the entrance, will file to the front from its inward flanks as before directed; pass; move up into column; and either extend into line to each flank; or move on in any given direction.—In this way will the battalion be less liable to lengthen, than if it at once files from both flanks behind the center; passes; and again takes up its ground in file.

Fig. 35.

If

If
to be
they
prope
line f
follow
from i
in col
if pro

The
front
on the
it will
stances

S. 93
suc
a l
and
othe

Fig. 34.

If after passing in files or columns, the march is to be continued forward; should the wings be in file, they will form up to columns of sub-divisions; the proper leading wing, according as the front of the line should be, will march on, and the other will follow it by countermarching its divisions successively from its rear, and in this manner the whole will be in column of sub-divisions, which may be ordered, if proper, to form companies.

The battalion may also form close column of a front equal to the breadth of the defile, behind or on the division nearest to it, and facing either way: it will then pass; and proceed according to circumstances. Fig. 31.



S. 93. *Where a Column of Divisions are successively to march off by wheeling from a Flank of a Battalion formed in Line, and that its Direction is towards the other Flank.*

If the Movement is made close along the Front.—The leading flank division wheels up and marches along the line, and each other division successively wheels up behind it at the proper time, so as to follow in column, and to have its proper distance. Should the new direction make a small angle with the line, each division

Fig. 34. A.

must move forward quick and successively to that direction, as its turn comes, before it commences its wheel, and so as not to lose its distance.

If the Movement is made close along the Rear.—The leading flank division wheels 3-4ths of the circle, and each other one successively half the circle, so as to have the remaining quarter to wheel, when its preceding division arrives at its pivot.

Fig. 34. B. Should the line of march make a small angle with the old position, then each division after wheeling its half circle, will have to advance to that line in due time, and successively, before it makes its remaining part of the wheel which brings it into column.

The open column may also in the before cases be advantageously formed by the successive **FILING** of divisions in the following manner: When the march is made from one flank of the battalion towards the other, and either along the front, or rear.

The leading division will *Face*; *March* out perpendicular to the line, its own length; *Halt, Front; March*; and then proceed.—The division next it will *Face*, disengage its head towards the column; and when the leading division arrives, the other will then *March* quick in file; *Halt, Front; March*; and thus follow division after division, each being ready and timing its several operations, so that the true distances are preserved.

Fig. 36. A.

Fig. 36. B.

It is to be observed that in marches made in this manner along the **FRONT** the divisions face outwards or towards the moving flank of the battalion, and disengage their heads to the front: But in those made along the **REAR**, they face inwards or towards the standing

stan
The
mov
and
take

S. g

TI
open
grou
or of

FA

MA
HA
FRO

standing flank, and disengage their heads to the rear. This method is peculiarly useful when the column moves to the rear, as much wheeling is avoided, and each division can with quickness and accuracy take its place in column.

S. 94. MARCH OF THE BATTALION IN FILE.

The march of the battalion in file, and without opening out, can hardly be required except in smooth ground, and for the purposes of countermarching, or of closing, or opening an interval in line.

FACE.	{	At the word FACE, &c. the whole face to the hand ordered, and the officers take one side step to the front out of the rank, and are replaced by their serjeants.
MARCH.		At the word MARCH, the whole step off correctly.—At the word HALT, the whole
HALT.		halt.—And at the word FRONT, they
FRONT.		front, and officers and serjeants resume their places.—The officers being out of the ranks during the march (and which will take place whenever more than one company is to march in file) are of use in preserving the line and step.

S. 95. *General Formations of the Battalion from File.*

A battalion which has been obliged to move in file will form

1. *To either Flank*, by halting and facing to right or left as is necessary.

2. *To the front* of the march by halting, facing to the flank; wheeling up by companies into open column, and then applying the formations of the open or close column to its required situation.—Or without halting and facing to the flank; the column of companies at once may be formed, by the files making a half face, and each marching up quick and diagonally to their respective leading men, who do not alter their pace; and as the pivot files are in the rear of companies, when they do come up, the column must be ordered to dress to them.

3. *To the rear* of the march, by first forming column of companies, and then applying the formations of the open or close column.

There can be few situations where the battalion must be formed to the front, or rear of the march, by the leading file halting, and the whole moving up successively to it, and forming away in the rear of and beyond each other to one of the flanks.

The

The
as to l
other r
sions o
in colu
battali
when i
into li
cessive
each
wheeli
one.

S. 96
ma
ora
Fla
bef
or

Fig. 3

The head of the battalion file must be so conducted as to leave sufficient space to the proper hand for the other files to move up into open column of sub-divisions or companies when ordered; and the pivot files in column are always the following ones, when the battalion is in file.—If the battalion is lengthened out when it is ordered to form, it is evident that its facing into line, or its forming into column, must be successive as each file arrives at its place in line, or as each head file of the ordered divisions arrives at a wheeling distance from the head file of the preceding one.

S. 96. *A Battalion standing in narrow Ground may sometimes be obliged to march in File, in order to form Open Column from its leading Flank; either before or behind that Flank; before or behind its other Flank; or, before or behind any central Part of the Line.*

1. *If before the Right Flank.*—The right platoon will move on, the rest of the battalion will FACE to the right, and

Fig. 37. A. MARCH in file; the divisions will successively *front*, and follow the leading one, and each other.

K 4

2. *If*

Fig. 37. B

2. *If behind the Right Flank.*—The whole FACE to the right, and MARCH; the right division instantly countermarches to the rear, *fronts* and moves forward, followed in the same manner by every other division, till the whole is in column.

Fig. 38. A.

2. *If before any central Point, or the Left Flank*—The battalion makes a successive COUNTERMARCH from the right flank towards the left, and when the right division is arrived at the point from whence it is to advance in column, it again *countermarches* to its right a space equal to its front, then *faces*, moves on, and is thus successively followed by part of the battalion.—The other part of the battalion beyond the point of advancing, *FACES* inwards, when necessary makes a progressive march in file, and then *fronts*, and follows by divisions, as it comes to the turn of each, till the whole are in column.

Fig. 38. B.

4. *If behind the center or Left Flank.*—The right part of the battalion COUNTERMARCHES from the right by files successively by the rear, and the other part of the battalion, as is necessary, makes a progressive march, by files, from its right to the central point, and there begins to countermarch: at that point the leading, and each other division, *fronts* into column, and moves on.

When the left of the battalion is to be in front, the same operations inversely take place.

This

This only be situation or defile a space divisions large bo checks g by the it impos to take ever the and line wheeling

The C SUCCESS wheeling turn: O by each at which the body least equ this oper ground, the pivot

The C before or front ran

This METHOD of forming open column should only be used in narrow grounds, and in particular situations that require it, as in the passing of a bridge or defile, or where the battalion stands in so confined a space as not to allow room for the wheeling of divisions.—The difficulties at all times of moving a large body in file, and the constant and unavoidable checks given to the equality and justness of the march, by the divisions successively quitting the line, make it impossible in the above cases, with due accuracy, to take up the proper distances: and therefore whenever the open column is to be formed from battalion and line, it ought to be done if possible by the wheelings of companies, sub-divisions, or sections.

COUNTERMARCH BY FILES.

The *Countermarch by Files* is of two kinds.—Either **SUCCESSIVE** (the body being halted), by each file wheeling successively on its ground as it comes to its turn: Or, **PROGRESSIVE** (the body being in motion), by each file wheeling, when it comes up to the point at which the leading file wheeled.—In the first case the body must shift its ground to a flank a space at least equal to its front: In the second it will perform this operation of the countermarch on its original ground, exchanging flanks and fronts; in both cases the pivots are in a small degree movable.

Fig. 39. A. B.

The *Countermarch by Files* may be made either before or behind the body.—If made **BEFORE** it, the front rank men will be the pivots on which each file will

will wheel: If made BEHIND it, the rear rank men will then be the pivots on which each file will wheel. All countermarches by file necessarily tend to an extension of that file; the greatest care must therefore be taken, that the wheel of each file is made close, quick, and at an encreased length of step of the wheeling men, so as not to retard or lengthen out the march of the whole, and unity of step is absolutely indispenfible.

The *File* marching or countermarching of a battalion or greater body, will be made in ordinary time. Of smaller divisions in general in quick time.

S. 97. *Countermarch of the Battalion, from both Flanks on its Center, by Files.*

Fig. 39. C.
THE BATTALION
WILL COUNTER-
MARCH.
BY WINGS OUT-
WARDS FACE.
MARCH.

A CAUTION is given that the battalion will countermarch.—The wings FACE from the colours which stand fast, and a serjeant remains at the point of each wing in order to mark the ground.—At the word MARCH the right wing files successively, close behind the rear rank, and the left wing before the front rank of the battalion, till they arrive at the points where each other stood.

HAL

COVI

FRON

S. 98. C
its Ca

Fig. 3
CAUT

By WINGS
FAC

By WINGS
STEPSTOTI
MAR

MAR

HALT.

COVER.

FRONT.

They then HALT, and the front rank of wings is quickly covered on the colours which have kept their ground, and served as a pivot on which the battalion turns.—The wings when covered in the line FRONT, looking to the colours, and the colours take their places.—If a more accurate dressing is necessary, it must be given by the commanding officer.

S. 98. *Countermarch of the Battalion, from its Center, and on its Center, by Files.*

Fig. 39. D.
CAUTION.

BY WINGS INWARDS
FACE.

BY WINGS, 3 SIDE
STEPSTO THE RIGHT
MARCH.

MARCH.

A CAUTION is given that the battalion will countermarch.—The whole FACE to the colours, which stand fast, and a serjeant remains to mark each flank.—The whole are ordered to take 3 SIDE STEPS to the right, at the word MARCH, in order to disengage.

At the second word MARCH, the whole move on, and each file wheels successively into the center as it arrives at, and beyond

Front.

yond the colours.—As soon as each company is in the line from the colours to the flank serjeant, its officer *fronts* it.—When the whole is formed the colours countermarch, and the whole are looking to the colours till otherwise ordered.

In the countermarch from both flanks no part of the battalion is fronted till the whole is on its ground. In the countermarch from the center, the battalion begins instantly and successively to front by companies, as each is ready and on its ground.

S. 99. *Countermarch of the Battalion or Line on its Center, by Companies or Sub-divisions.*

Fig. 40. A.

When a whole battalion is to countermarch on a central point; although it may be done by files, yet without great care it will be apt to open out: such, or a larger body, will best and quickest make such countermarch by the march of columns of companies or sub-divisions in front.

CAUTION.

One or two central sub-divisions wheel the half circle upon their center point; or countermarch into the new line, so that the front rank shall occupy the ground which the rear rank did, and the battalion is CAUTIONED to countermarch from its center by sub-divisions.

WINGS

WINGS AEO
SUB-DIV
INWARDS
MAR
Halt, L
MAR
Whe
Halt, L

Halt, Front

Should directing of identical li will be fo division ha to march flank, in c would then

When is to be pl it cannot b longing th place with or on a fl do it by fi of division

WINGS ABOUT FACE.

SUB-DIVISIONS
INWARDS WHEEL.

MARCH.

Halt, Dress.

MARCH.

Wheel.

Halt, Dress.

One of the wings PACES to the right about: both wings WHEEL inwards by sub-divisions: they MARCH along the rear and front of the formed division, and successively *wheel* up into their respective places on each side of those already arranged in the line.

Halt, Front, Dress.

The sub-divisions which wheel up to the rear, successively *Halt, Front, Dress*, when they come to their ground, and the officers who command them must take care not to pass the rear, but to be at their proper front rank when they *Halt, Front* their sub-divisions.

Should it be intended that the front rank of the directing company or sub-division should stand on the identical line it occupied before the countermarch, it will be so placed; and in that case after the sub-division had wheeled inwards, the wing which was to march in rear of it would shift a few paces to the flank, in order to get clear of the rear ranks, and would then be put in march.

When at any time one flank of a battalion or line is to be placed at the spot where the other one stands, it cannot be done in a shorter manner than by prolonging the new line. If the flanks are to exchange place with each other, the countermarch on the center, or on a flank, must effect it: the single battalion may do it by files; but a line must do it by countermarch of divisions in open column.

COUNTER-

COUNTERMARCH IN COLUMN.

S. 100. *When the Battalion Column (or a more considerable one) countermarches each division by Files, so as to change its Front, and face to its former Rear.*

Fig. 40. B.
COUNTERMARCH
BY FILES.
RIGHT, FACE.

If the Column stands with the Right in Front.—A CAUTION to countermarch is given.—At the word RIGHT FACE, the whole face to the right, each company officer will immediately quit the pivot, and place himself on the right of his company, and his covering serjeant will advance to the spot which he has quitted, and face to the right about.

MARCH.

At the word MARCH, the whole move, the officer wheels short round to the right, and proceeds, followed by his files of men, till he has placed his pivot front rank man close to his serjeant who remains immovable.—Each officer intently gives the words *Halt, Front,—Dress*, to his company, so as to have it square and closed up to the right which is now the pivot flank, and on which the officer now replaces his serjeant, who falls back behind the rear rank. In this manner the column will face to its former rear.

*Halt, Front,
Dress.*

COUN-

COUNT
BY
LEF

Hal

In
hand
such.

Th
its ov
many
right
return
with
in it
or ab
situat
a nec

W
on i
the c
true
to th
the
sions

COUNTERMARCH
BY FILES.
LEFT, FACE.

MARCH.

*Halt, Front,
Dress.*

If the Column stands with the Left in Front.—The CAUTION to countermarch is given.—At the word LEFT FACE, the whole face to the left, the officer moves to the left of his company, and the serjeant occupies his place, and faces about.—At the word MARCH the officer wheels short to the left and proceeds as before, till he is fixed on the pivot flank, now the left, as the column stands with its right in front.

In the countermarch, the facing is always to that hand which is not the pivot, but which is to become such.

This countermarch of each division separately on its own ground, is an evolution of great utility on many occasions.—It enables a column which has its right in front, and is marching in an alignement, to return along that same line, by becoming a column with its left in front, and to take such new positions in it as circumstances may require, without inverting or altering the proper front of the line.—In many situations of forming from column into line, it becomes a necessary previous operation.

When a column countermarches by divisions each on its own ground, unless the divisions are equal, the distances after the countermarch will not be the true wheeling distances, but will be such as are equal to the front of the preceding division, and therefore the true distances must be regained, before the divisions can truly wheel up into line.

S. 101. *When the leading Flank of the Column is changed by the successive March of Divisions from the Rear to the Front.*

Fig. 41. A.

HALT.
LEFT WING TO
THE FRONT.
Right, Face.
Quick, March.

Halt, Front,
March.

Right, Face,
Quick, March.
Halt, Front,
March.

{ If the right is in front, the left to be brought up, and the column to continue to advance.—The whole is ordered to HALT.—At the caution LEFT WING to the front, the officer of the left (the rear) company immediately orders it, *Right, Face,—Quick, March,* till his left flank can freely pass near the right flank of the others.—He then commands *Halt, Front,—March,* (in ordinary time) close by the right flank of the company then preceding him.

{ The officer commanding that company, as soon as the other approaches him, orders, *Right, Face,—Quick, March,* behind the now leading one.—*Halt, Front,* when he covers—and then *March,* when at the due wheeling distance.—All the other companies successively perform the same operation; and when the right company has taken its place in the rear, the whole column is in perfect order.

Fig.

Fig. 41. B.

This operation
original position
the leading flank
ble column,
unforeseen circumstances
It permits battalions
to march off
for each to
prepares a column
to its left to
without involving
of several battalions
within
meant to be performed
will perform
the wings also
column will proceed

It must be
the divisions
side to which
enemy is present
which are forming
are moving back

Fig. 41. B. If before this operation the column should be closed to half or quarter distance, then all the companies may be FACED at the same time, proceed as above directed, and each takes its distance from its preceding one, before it moves on.

This operation is often required in taking up original positions from column of march.—It changes the leading flank of a battalion, or a more considerable column, and enables it to enter on a line which unforeseen circumstances require it should prolong.—It permits battalion columns assembled at a rendezvous, to march off from whatever flank is most advantageous for each to enter on its line of formation.—It prepares a column which has expected to form by wheels to its left to be ready to form by wheels to its right, without inverting its order.—In a column composed of several battalions where an inversion of the battalions within themselves, but not of the wings, is meant to be prevented, then each battalion separately will perform this operation; but if the inversion of the wings also is to be avoided, then the whole column will proceed, as if it was a single battalion.

It must be observed as a general principle, that the divisions which advance come out always on the side to which front is to be made, and on which the enemy is placed, because then with the divisions which are free he can be opposed, while the others are moving behind the line.

S. 102. *When the Column changes its Wings on the Ground on which it then stands.*

Fig. 42. C.
 HALT.
 LEFT WING TO
 THE FRONT.
 RIGHT ABOUT
 FACE.
 MARCH.

The left or rear company proceeds as has been already directed: All the others go to the RIGHT about, and MARCH on at the ordinary step towards the place from whence the left moved.

Left Face.
Quick, March.
Halt, Front.
March.

When the company next it arrives at that place, it receives the order, *Left Face—Quick, March*, behind the left company, then *Halt, Front*, and *March*, when at its due distance. In this manner all the rest proceed, till the right company when it fronts finds itself where the left originally stood, only that the whole column is removed to the right a space equal to its front.

S. 103. *When the Division moves from Rear*

Fig. 42. D.
 COMPANIES
 RIGHT AND
 OPEN.
 MARCH
 HALT.

March.
Close into
March.
Halt.
March.

RIGHT ABOUT
 FACE.

MARCH

S. 103

S. 103. *When a Column changes its Wings by the Divisions marching through each other, from Rear to Front.*

Fig. 42. D.
COMPANIES TO
RIGHT AND LEFT
OPEN.
MARCH.
HALT.

The column standing marched from the right should naturally form to the left, but it is here intended to form to the right.— At the word COMPANIES to the right and left OPEN—MARCH, all companies (except the last) do open by the side step, half to each flank, a space sufficient to allow a company to march through in front.

March.
Close inwards.
March.
Halt.
March.

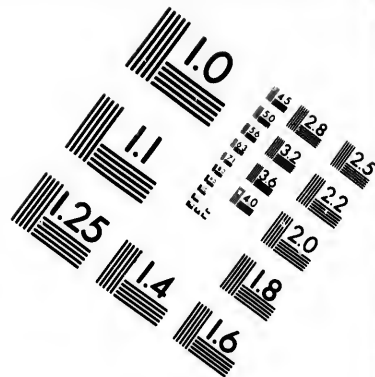
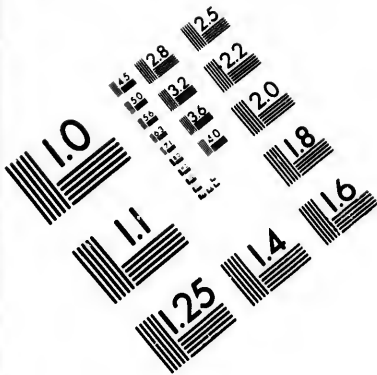
The left company does not open, but *Marches* on through the others, and as soon as its rear rank arrives at the front rank of the one next it, that company closes by the side step, *Marches* and follows at its due distance: In this manner they succeed each other, till the column is formed as marched off from the left.

RIGHT ABOUT
FACE.
MARCH.

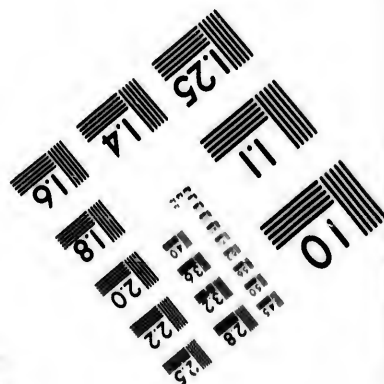

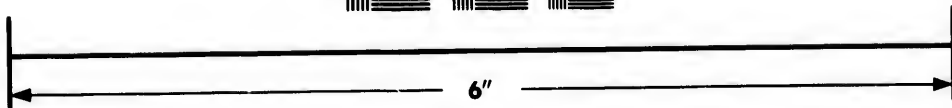

But if the ground of the column is not to be changed after opening out, the last company *moves* on, after the others having FACED about, and MARCHED, have arrived at its ground; each
L 2 there

S. 103





**IMAGE EVALUATION
TEST TARGET (MT-3)**



**Photographic
Sciences
Corporation**

23 WEST MAIN STREET
WEBSTER, N.Y. 14580
(716) 872-4503

14 18 28 25
16 22 20
18

11 10
12 13 14

Inwards Turn.
Front, March.
 HALT.

there successively *faces* inwards and joins, then *fronts* and *marches* on till the word HALT is given, when the flanks are changed, and that the left company is exactly on the ground where the right stood. The leading company must take short paces to allow for the various operations of the following one.

The above method of countermarch is more calculated for a parade than for the general movements of the battalion.

GENERAL CHANGES OF POSITION OF THE BATTALION.

CHANGES of POSITION of the battalion or line from one distant situation to another are made either in *Line*, or by the *Echelon* march of divisions; or by the movements of the column, especially of the *Open Column*.

By the movements in open column. Changes of position in OPEN COLUMN, are movements of previous disposition, made from one distant situation to another, and not liable to the interruption of an enemy.—Where circumstances allow, original or new positions are in this manner easiest and soonest taken up.

Changes of
of the
or Lin
dy form
made i
more
lums,
divided
Parts.

The E
 that can b
 an enemy
 march of
 in the line
 can be ut
 filings and
 be risked
 the enemy
 body for
 by throwi
 them are,

1st. The

1st. The line wheels the quarter circle by platoons or such other divisions as are ordered to either hand, so as to be ready to divide into one or more columns.

2d. The column or columns file by divisions, or march in front, as is necessary and ordered, to arrive at their position in the new direction.

3d. The divisions again form in a general open column, perpendicular to the new direction.

4th. When the divisions of each battalion are thus arrived at their ground, halted, and adjusted, the line is formed by their wheeling up,—and thus battalion after battalion; each forming when its adjoining one has 3 or 4 of its divisions standing in column on the line.

Changes of position of the Battalion or Line already formed, when made in one or more Open Columns, may be divided into 4 Parts.

The ECHELLOON changes of position are the safest that can be employed in the presence of and near to an enemy, they are almost equal in security to the march of the line in front, or to an uniform wheel in the line, but which is not to be attempted; they can be used in the most critical situations, where the filings and movements of the open column could not be risked, they are more particularly used when the enemy's flank is to be taken by throwing the body forward, or when one's own is to be covered by throwing it backward.—The advantages attending them are, the preserving a general front during the

By the movements in Echellon.

inwards
and marches
is given,
anged, and
exactly on
ght stood,
must take
the vari-
following

more calcu-
movements

SITION

r line from
e either in
ons; or by
ly of the

are move-
one distant
interrupt-
allow, ori-
easiest and

1st. The

march, and allowing sufficient freedom of movement, which in such situation is indispensable; they enable to change position on any division of the line, either on a fixed or moving point; and at any instant the movement can be stopped, the line formed, and a sudden attack repulsed.—The echellon changes require the ground to be nearly of such a nature as a full line could advance in; and any of its divisions that meet with obstacles in their march will pass them in the same manner as they do in line, by filing or doubling, and without interrupting the progress of the others.

Changes of position of the Battalion or Line made by the Echellon march of Platoons, consists of 3 parts.

1st. The platoons wheel forward a certain number of paces towards the hand to which they are to change position, and so as that each thereby stands perpendicular to its future line of march.

2d. Each platoon marches on directly in front, to its proper point in the new line.

3. Each platoon successively on its leading flank arriving at the platoon preceding it (which is already halted in the line), dresses up, and forms truly in that line.

Each change of position of the battalion, or line, may be considered as a general wheel of the whole made on a POINT, either IN, BEFORE, or BEHIND, the old line.—The battalion or line therefore breaks to which ever hand, and to which ever division it is to manœuvre to or be led by: When to a flank, generally to that which is nearest to, and is first to enter

any part of
determine
inwards,
change of
POINT is
the batta
battalion
to perform
viz. on fl
rested on
either by
line: But
operation
forming u
BEHIND t
or conne
perform.

S. 104.

The b
position e
distant po
or where

When

any part of the new position: When a central division determines its movement, it breaks to right or left inwards, and faces such division, which makes its change of situation on its own ground.—When this POINT is IN the old line, it must necessarily be within the battalion when single, or within a certain named battalion of a line: Such battalion therefore will have

Fig. 43.

to perform the change on a *fixed* point within itself, viz. on such division flank or central, as is already rested on that point, by making its other divisions either by *fling* or *diagonal* marching, enter into the line: But all the other battalions will have the double operation of moving up to the new line, and then forming upon it.—When this POINT is BEFORE or BEHIND the old line, every battalion whether single or connected will have this double operation to perform.

Fig. 44.

S. 104. *Changes of Position of a Battalion.*

The battalion formed in line changes to a new position either on a fixed point within itself, or on a distant point, which marks one of its future flanks, or where one of its central divisions is to be placed.

When on a fixed Point, either Flank, or Central.

1st. By the echellon march of divisions either to front or rear, which

L 4

move

Fig. 46. A. move on and line with the placed or fixed one, when it halts on its ground (S. 159.)

2d. By breaking into open column so as to face the fixed point.—Filing divisions to front or rear, into the new direction, and wheeling up into line, when the column is prepared. (S. 120. 121.)

Fig. 46. B.

When on a distant Point, and that the Whole are moveable.

Fig. 57. A.

No. 1. By the echelon wheel of divisions, and the subsequent march of the whole, till the one nearest to the new line arrives in it, and that the others move on, and form to it. (S. 162.)

Fig. 57. B.

No. 2. By the breaking into open column to the one or other flank, and the immediate filing of all the divisions from the old line to the new one. (S. 123.)

Fig. 57. C.

No. 3. By the march of the battalion column to the point where its head is to rest, and then facing, and filing its divisions into the new line. (S. 124.)

Fig. 57. F.

No. 4. By the march of the battalion column, and its wheeling into the new line, at the point where its rear is to rest. (S. 125.)

Fig. 57. H.

No. 5. By the march of the battalion column, and its wheeling into the new line at a point where one of its central divisions is to rest. (S. 126.)

Besides

Besides
modes by
by the ba
ground m
line in the

Fig. 52. 78

Fig. 57. D
Fig. 55.

Fig. 57. F

Besides the above, which are the most general modes by which changes of position should be effected by the battalion, the open column on entering its ground may also occasionally be required to form in line in the following manner.

No. 6. When the column having arrived perpendicularly or obliquely behind the line at the point where its HEAD is to rest, is there halted.—The leading division may be placed on the line, and each other division be ordered to make such a degree of wheel backwards, as will enable it to march on in front, perpendicular to its proper point in the new line, where each successively arrives and forms.—This is a movement in column, and formation in echelon. (S. 127.)

Fig. 52. 78.

No. 7. The column arriving in the direction of the line, or in any direction oblique, or perpendicular behind the new line, and at the point where its HEAD is to rest, but which its rear is to pass.—May form by the wheel of the leading division into the new line, and the successive march of the other divisions behind it, and behind each other, till they arrive at their several points of wheeling up. (S. 128.)

Fig. 57. D.
Fig. 55.

No. 8. The column marching perpendicularly up to the line, and to the point where its HEAD is to rest, and being at least a distance equal to the length of the column from such point. Fig. 57. F. The leading division proceeds at a half pace

Fig. 57. F.

Besides

pace only; the others oblique from the column, successively move up to the leading division, and the front being thus gradually encreased the whole battalion arrives at the same time on the line of formation. (S. 29.)

The column arriving behind any part of its ground may also move up to close column, and form by its deployments on the front, the rear, or on a central division.

S. 105.

A battalion broken into, and marching in open column, must arrive at, and enter on the ground on which it is to form in line, either—In the DIRECTION of that line: PERPENDICULAR to that line; or in a direction more or less OBLIQUE, and betwixt the other two.

If the Column is marching in the direction of the Line, it will either enter where its head is to rest, or where its rear is to rest.

If where its HEAD is to rest.—The leading division will wheel up into line, and the others march on behind it, and successively wheel up as in No. 7.

If where its REAR is to rest.—It marches with its pivot flank, and at just distances

*If the Column
perpendicular
to the
enter either
head is
its rear
some into
where a
is to rest*

Fig

All new
with respect
nearly so
selves or
or its procl

New PA
front or rear
ing to circ
march, the
open column

New IN
cut the bat
march, or
positions w
terfect the
ral be tak

Fig. 58. A. { distances along the line,
till the rear platoon is at
its point, the whole then
halt, and wheel up into
line as in No. 4.

If the Column enters per-
pendicular, or oblique
to the new line, it will
enter either, where its
head is to rest, where
its rear is to rest, or at
some intermediate point
where a central division
is to rest.

Fig. 58. B. C.

If where its HEAD is
to rest.—The formation
may be made as in No. 3.

If where its REAR is to
rest.—The formation may
be made as in No. 4.

If at an intermediate
point where a central divi-
sion is to rest.—The for-
mation may be made as
in No. 5.

All new positions, that a battalion or line can take with respect to the old one, are—PARALLEL, or nearly so to the old line.—INTERSECTING by themselves or their prolongation some part of the old line or its prolongation.

Relative situ-
ation of old
and new po-
sitions.

New PARALLEL positions being necessarily to the front or rear of the old one, the battalion will according to circumstances take them up by the *Ecbellon* march, the *filig* of divisions, or the *Movement* in open column, and its subsequent formation in line.

Fig. 44. 63.

New INTERSECTING positions, which themselves cut the battalion, will be taken up by the *Ecbellon* march, or by the *filig* of divisions.—All other new positions which themselves or their prolongation, intersect the old line, or its prolongation, will in general be taken up by the *March* in open column, and

Intersecting.

Fig. 43. 63.

its

its subsequent formations when it arrives at the line; some such positions will however allow of, and require being made by the *Rebellion* march, or by the *fling* of divisions.—In general the battalion will break to the hand, which is nearest to the new position, be conducted to its nearest point in the new line, and formed on it as directed.

When the battalion breaks into open column to make a change of position.

In changes of position by the open column, the whole battalion (as a general rule) is directed to wheel the whole quarter circle into open column, although it may often seem an unnecessary operation, and that disengaging the heads of divisions would answer the same purpose, where the change is to be performed by *fling*.—Yet is the above general mode to be observed, because it is a positive and defined situation, from which every change can proceed, whereas all other modes are liable to uncertainty and mistake, and the apparent going over a little unnecessary ground is a matter of no moment in point of time, and begets perfect precision, and correctness of execution.

This rule which is universal for all the following divisions of a column, may in some situations be dispensed with as to a leading division which often has to wheel up again over the same ground, when the column is put in motion towards its new position: A previous and separate CAUTION from the chief of the battalion may therefore, when it is seen necessary, prevent this extra movement to the leading division, and give it a more favourable situation in the direction in which it is to proceed.—As in the case of a battalion marching off by column of divisions from a flank to the front.

If the Wheel is made backwards. The flank division may stand fast, till the wheel is made, and when the rest of the column has marched up to it, it then receives the word *March* from its own leader, and proceeds.

If the v
March, th
its own fr
when the v

Should
sions from
wheel back
with the o
will again
in motion.

In all ca
battalion c
ments of
breaks bac
other and
right in fi
situation by
its compon
the division
taken a c
wheel up i

The ad
breaking i
named div
versal rule
to whatever
is observed
column are
which last
the battali
advance fr
line, to w
this point
made by q
where the
distances is
parts of th

If the wheel is made forward. At the first word March, the flank division moves on a space equal to its own front and halts, it is then ready to proceed when the whole is put in motion.

Should the battalion march off by column of divisions from a flank to the rear: Whether the divisions *wheel backwards or forwards* the flank division wheels with the others, and from that situation, that division will again wheel to the rear, when the column is put in motion.

In all central changes of position on a point within a battalion or line, and which are made by the movements of the open column: The battalion or line breaks backwards into two open columns facing each other and the given point, so that the one has its right in front, and the other its left.—From this situation by the filing, or by the march of divisions, its component parts move to their new position, and the division which faces the given one having there taken a double wheeling distance, the divisions wheel up into line.

In central changes of position, the battalion or line, breaks into open column, facing to the named division.

Fig. 45.

The advantages of making central changes, by breaking inwards, so as the whole stand faced to the named division, in two columns, are—That the universal rule of all bodies breaking, dressing, forming to whatever point they are led by and manœuvre to, is observed.—That the taking of distances in the new column are all from the front and none from the rear, which last is a matter of difficulty and delay.—That the battalions of the wing which is thrown forward, advance from their inward flank and in the shortest line, to where that flank is again to be placed, at this point they begin to form, and the formation is made by quick filing of divisions into the new column, where the exact covering of pivots and taking of distances is instantly and easily ascertained.—That the parts of the line on each side of the central division

work

work exactly in the same manner, and form in line by one and the same method.—That the breaking inwards of the line, or the countermarch of such part of the column as is before the central division, gives these advantages, nor is the countermarch the affair of a moment.

In *central changes* was the whole of a line to break to one hand, or part of a column not to countermarch.—Although such part as was behind the central division, and thrown backwards, would take its distances from the front, and might proceed exactly as above; yet such part of each as was before the central division would be obliged to take its distances and covering of pivots in the new column from the rear, as the whole line would be broken the same way as the named division.—This, though it may not seem difficult when such part consists only of the few divisions of a single battalion, will when it is composed of several battalions in addition, be found no easy matter to accomplish with precision.—In such case, whatever divisions of the central battalion were arranged before the named division, would file from their advanced flanks, and place themselves in the above manner in the new line. The entire battalions which were before the named division would march in separate columns of divisions, each from its head or outward flank, and enter (by wheeling) the new line, at the point where its rear or inward flank was to be placed, it must then prolong the line and be halted the instant the rear arrived at the point where the head entered.—This operation would not be found easy, be slower, and attended with more uncertainty than the other method by which the distances are so readily, and exactly taken from the front, and where the same mode of execution is followed by both flanks of the line.—Although battalions and lines should be prepared to change their position in this manner if so required, yet the other method is to be considered as the general one, and practised accordingly.

WHEEL

WHEEL
INTO
DIREC
AND
MARC
INTO

§. 106.
*Wheels
Column*

COMPANIE
RIGHT WHEEL

Fig. 59. A

WHEEL OF THE BATTALION FROM LINE INTO OPEN COLUMN.—CHANGE OF DIRECTION OF THE MARCH.—WHEEL AND ENTRY ON AN ALIGNEMENT.—MARCH.—HALT.—AND WHEEL UP INTO LINE.

§. 106. *When the Battalion halted in Line, Wheels forward by Companies into Open Column, the Right in Front.*

COMPANIES,
RIGHT WHEEL.

At the CAUTION Companies Right Wheel—The officers step out nimbly, and place themselves one pace before the center of the companies facing to the front; at the same time the right hand man of the front rank of each company faces carefully on his left heel to the right, and becomes the pivot, on which each company is to wheel. The covering serjeant of the right company also runs out and places himself at the point (a) where the wheeling flank of that company is to Halt at the finishing of the wheel.—The covering serjeants of the whole fall back two paces.—The supernumerary rank closes

Fig. 59. A.

n in line
breaking
of such
division,
arch the

to break
counter-
ne central
e its dif-
exactly as
the cen-
distances
from the
the same
may not
the few
is com-
found no
—In such
ion were
file from
s in the
battalions
march in
head or
new line,
as to be
halted the
the head
easy, be
than the
dily, and
me mode
e line.—
pared to
ired, yet
general

WHEEL

closes up within two paces of the rear rank, and the divisions of drummers, &c. enter into it, behind the respective companies which they cover, or are divided behind their several companies.

QUICK MARCH.

At the word **MARCH** each company steps off quick, turning eyes (and not before) to the wheeling man, and carefully observing the general wheeling directions.—The left, or wheeling man takes his firm lengthy step of 33 inches, neither opening from, nor pressing on, his own pivot, and turning his eyes towards that pivot.—The officer during the wheel turns towards his men, and inclines to his new pivot, or left flank; and standing faced to it with a glance of the eye he sees when the quarter circle is completed, and each gives his word *Halt, Dress*, at the instant that the flank man is taking the last step which finishes his wheel perfectly square.—The officer immediately corrects any dressing that the company may require within itself, instantly places himself on the pivot flank, and his serjeant covers the second file from that flank. Both colours wheel up into column, and at all times remain behind the third file from the pivot flank of the leading center company, whether the company is halted or in motion.

Halt, Dress.

S. 107. *When the Battalion halted in Line, Wheels forward by Companies into Open Column, the Left in Front.*

COMPANIES, LEFT
WHEEL.

QUICK MARCH.

Halt, Dress.

The same operation takes place as in wheeling to the right, with these variations; that the left hand men of companies face before the wheel begins, and the left covering serjeant marks the ground for the flank of the leading company.

After the battalion has in this manner wheeled forward into column, it will often happen that, from the inequality of divisions, different sizes of men, &c. &c. the pivots do not exactly cover; yet in this situation are they to remain and to understand it as an invariable rule, that they are never to shift in order to cover, but by the express direction of the commanding officer, who will correct the pivots, if his intention is to pursue a straight line in order to form: but if the continuation of a march is the object, he will allow them gradually to get into its direction after they are put in movement.—But the certain remedy for the above inconvenience is, that on all occasions of wheeling into open column from line, the wheels should be made BACKWARD instead of forward.

M

S. 108.

S. 107.

S. 108. *When the Battalion halted in Line, It wheels backwards into Open Column, the Right in Front.*

COMPANIES ON THE
LEFT BACKWARDS
WHEEL.

Fig. 59. B.

At the CAUTION, Companies on the left backwards wheel; the officers step out nimbly and place themselves before the center of their companies, facing to the front, at the same time the left hand man of the front rank of each company faces carefully on his left heel to the right, and becomes the pivot, on which each company is to wheel.—The covering serjeant of the right company also runs back, and places himself at the point (S) where the wheeling flank of that company is to halt at the finishing of the wheel.—The covering serjeants of the whole fall back two paces.—The supernumerary rank closes up within two paces of the rear rank, and the divisions of drummers, &c. enter into it, behind the respective companies which they cover, or are divided behind their several companies.

QUICK MARCH.

Halt, Dress.

At the word MARCH, each company steps back quick, and follows exactly the same directions that have been given in the case of wheeling forward.

S. 109.

S. 109.
Wh
Col

COMP
THE RIC
WARD

QUICK
Halt,

S. 110.
into

CAU
QUICK
Halt,

S. 109. *When the Battalion halted in Line
Wheels backward by Companies into Open
Column, the Left in Front.*

COMPANIES ON
THE RIGHT BACK-
WARDS WHEEL.

QUICK MARCH.

Halt, Dress.

The same operation takes place
as when the right is in front,
except that the right hand men
of companies are the facers, and
the left serjeant marks the ground
for the flank of the leading com-
pany.

S. 110. *If the Battalion is at once to break
into Column of Sub-divisions or Sections.*

CAUTION.

QUICK MARCH.

Halt, Dress.

The pivot men of each *face*,
and their divisions wheel into co-
lumn at the general word MARCH;
the company officers (only) give
the word *Halt, Dress*, which in-
dicates for the parts of each com-
pany.—When the wheel is com-
pleted, and not before, the lea-
ders who are to conduct the pivot
flank of the second sub-division,
or of the second or other sections,
place themselves there.—The ot-
her

ficer is on the pivot flank of the leading sub-division, or section: his covering serjeant on the flank of the second sub-division, or second section; and an officer or non-commissioned officer from the rear on the flank of the last section, after wheeling into column. (S. 47. 48.)

S. 112.
in Fr
movat

Right Sh
forwa

Forwa

S. 111. *When the Open Column is put in March in the Prolongation of the Line.*

MARCH.

The battalion standing in open column with the pivot flanks of its divisions on the line, and advanced points being ascertained, moves forwards at the word MARCH from its commanding officer. (S. 115.)

S. 113.
Right
Right,

Whenever the battalion wheels into open column in order to prolong the line on which it was formed, and that no distant point in that prolongation is previously given, the serjeant of the leading company will advance 15 or 20 paces, and place himself in the line of the pivot flanks, and the leading officer will thereby (taking a line over his head) be enabled to ascertain the direction in which he is to move.

Left Shou
forwa

Forward

S. 112.

S. 112. *When the Open Column with the Right in Front changes Direction to the Left, on a movable Pivot.*

Right Shoulder
forward. { As explained in S. 22. 52.
Forward. }

S. 113. *When the Open Column with the Right in Front changes Direction to the Right, on a movable Pivot.*

Left Shoulder
forward. { As explained in S. 22. 52.
Forward. }

S. 114. When the Open Column, advancing with the Right in Front, Wheels on a fixed Point into a new Alignment.

The alignment is entered by the leading division wheeling either to right or left.—In either case the left or pivot flank officers of the companies must be placed on it: in the first instance behind it, and in the second before it.—In both cases the line is afterwards formed by wheels of companies to the left: in the first instance the line will front the same way as the column; in the second, it will front to the rear of the column.

S. 115. When the Open Column, advancing with the Right in Front, Wheels to the Right, on a halted Pivot into a new Alignment, and Marches in it.

Fig. 60. C.

Fig. 52.

{ The alignment being determined by given objects, and the point (c) of entry marked, the leading officer who has marched his left flank on that point, when he arrives at a distance equal to the front of his com.

Right,

Halt,

M.

The
be, no
otherwi
and the
He mu

Right, Wheel. } company from it, orders *Right, Wheel*,
 and the quick wheel is made, so,
Halt, Dress. } that on the conclusion of it at the
 word *Halt, Dress*, he himself shall
 be standing on the new alignment
 on the flank of his company ready
March. } to give the word *March* as soon as
 the succeeding company has arrived
 at the wheeling point.

After this he moves on without
 looking behind, regarding his divi-
 sion, or allowing any thing to take
 off his attention, and at the esta-
 blished ordinary pace towards the
 distant points (a. a), so that his
 shoulder shall just graze the head of
 any mounted officer's horse posted
 at an intermediate point (or the
 breast of any man on foot placed
 for the same purpose), and which
 he invariably preserves in a straight
 line with the given object.—This
 rule all the following officers must
 observe at the same time that they
 maintain their exact distance from
 the company preceding. And should
 any of the companies deviate to ei-
 ther hand, those that succeed them
 must rectify the fault, and exactly
 touch the point where the adjutant
 is placed.

The principal attention of the leading officer must
 be, never to change the time or length of step,
 otherwise a stop must happen in a considerable column,
 and the soldiers will afterwards be obliged to run.
 He must move in one constant position with his front

rank perpendicular to the line on which he marches. The same directions regard the other officers who conduct companies, and who in addition must correctly observe, that at the word *March* given to the preceding company, the following one is ordered, *Right, Wheel*. In this they will exactly agree if the officers preserve their due distances, and make their wheels at a redoubled pace, and also, that all the companies wheel at the identical point where the leading one wheeled; therefore all the companies must march straight up to the point where the first rank of the preceding one commenced its wheel.—The attention of pivot officers marching in the alignment have been already described in the open column.

To insure the more correct march and halt of the pivot flanks in the alignment—The commander of the battalion or column may occasionally go forward to an advanced adjutant, and being himself truly placed, may look back to the point of wheeling or entry into the alignment, or to any other fixed object that is in it.—He can then see if the rear flanks of the column keep the true line, or deviate from it, and may correct them by signal, or by sending back an adjutant to take his position in the true line, and to whose direction they are immediately to conform.

In this manner also can the leader, if necessary, correct the pivot flanks after a halt, when there is a rear point of view sufficiently marked.—If that is not the case, he may go towards the rear of the column, line the flank of the 5th or 6th company, on that of his leading company, and a front point of march, he will then return to the first company, and on the flanks of that and the 5th correct the rest of the pivots.

S. 116. *When the Open Column, advancing with the Right in Front, Wheels to the Left on a fixed Point, into a new Alignement, and Marches in it.*

Fig. 60. B. { The leading company begins its wheel to the left on the alignement itself when its pivot flank officer arrives at the point of wheeling, instead of (as in the preceding section) beginning at the distance of a company short of that point. (S. 51.)

Left, Wheel.

Halt, Dress.

March.

Whatever has been said respecting a battalion broken from the right, takes place in one broken from the left; the only difference is, that the flanks are now changed; that the left company does what before was done by the right; and that the right flank officers are placed on the alignement instead of the left.

S. 117.

S. 117. *When the Open Column, advancing with the Right in Front, and composed of Divisions of unequal Strength, Wheels to the Right, on a halted Point, into a new Alignment.*

Fig. 62.

Right, Wheel

*Halt, Dress,
March.*

The pivot or left flank continues to direct till the leading division arrives in its full front, behind its proper wheeling ground, and at a due distance from it.—The word *Right, Wheel*, being then given, the reverte or right flank (c) of that division stops, and the general pivot one completes the wheel, so that at the next words *Halt, Dress, March*, the conducting officer may be exactly placed on the new line of direction; they thus succeed each other, observing that a stronger division (a) wheels short of the ground of its preceding weaker one (b), by the space of as many files as it exceeds that preceding one; and a weaker division over-passes the ground of its preceding one, by the extent of as many files as it is deficient: in both cases after the wheel the divisions will have retained the same relative situations as before its commencement, and the left pivot flanks will still cover.

S. 118.

S. 118. *When the Open Column—Halts—
Wheels up into Line, and Dresses.*

If in the manner already directed, the several companies of one or more battalions have entered the alignment, and marched with their pivot flanks along it, covering each other at their due distances for which company-officers are answerable, there can be nothing easier than to form well in line.

Fig. 60. 61.

HALT.

Whenever therefore the head or the rear division arrives at the given point where it is to rest in line, the commander of the battalion gives the word HALT.—No one moves after the delivery of this word, not even a half pace, but the foot which is then off the ground finishes its proper step, and the other is brought up to it.—If that was not done, and that one company should stop while another was permitted to make one or two paces, those behind would be obliged to shift anew, and much confusion would arise from officers being deficient in one great principle of their business—the preserving of proper distances.—The instant the HALT is ordered, the commanding officer from the head division of each battalion (he taking care that he is himself placed in the true line) makes any small correction on a rear point in that line that the pivots may require, although no such correction ought to be necessary.

The

WHEEL UP
INTO LINE.

Fig. 49.

The CAUTION is then given, companies wheel up into line; on which the pivot men of the front ranks face perfectly square into the new line; the company officers move briskly out and place themselves one pace before the center of each, their covering serjeants move to the right of the front rank of the companies if the wheel is to be to the left, or otherwise behind the pivot file if the wheel is to be to the right, and an under officer of the leading company of the battalion runs up, places himself square in the new line, and marks the point (s), at which the wheeling flank of that company is to arrive and be halted.

Q. MARCH.

Halt, Dress.

At the word MARCH, eyes are turned (and not before) to the wheeling hand, the whole step off in quick time, the wheeling man lengthening his step to 33 inches, and every other man diminishing his, as he is nearer to the standing flank.—The officers during the wheel turn round to face their men, incline towards the pivot of the preceding company, and as each perceives his wheeling man make the step which brings him up to that pivot; he gives the word *Halt, Dress*, strong and firm to his company, which halts with eyes still turned to the wheeling flank, and each officer being then placed before the preceding pivot to which his men are then looking, from thence corrects the interior of his company, upon that pivot, his own pivot, and the general
I line

line of the other pivots.—This being quickly and instantaneously done, the officer immediately takes his post on the right of his company, which has been preserved for him by his serjeant.

In this manner dressing is made, and eyes are turned always to the point where the head of the column halted; to the right when the wheels are made to the left, and to the left when the wheels are made to the right; and if any future correction of the line is made by a field officer, it will be from the fixed point where the head of the column rested.

As there are so many determined points given, it becomes easy to dress correctly a platoon or battalion after wheeling up, if due care is taken that the pivot man do on no account move up, or fall back, whatever directions may be then giving by the company officers for completing the dressing.—If a defect exists it must proceed from the other men not having lined with those fixed points; the internal correction of companies must therefore be made, but the original pivot men remain immovable, until a general correction of dressing the battalion is made by a field officer if necessary.—The officer of the third company for example, if the wheel has been made to the left, has only to consider the left file leader of the second company close to whom he stands as to the point of Appui, and his own left flank man as the point to dress upon, there will then be nothing easier than to dress the other men of his company upon these; but he will still more exactly do it, if he places himself 2 or 3 files on the other side of the pivot man of the second company, and from thence corrects his own.—If all officers are in this alert and skilful, and that soldiers are accustomed to dress themselves,

selves, a battalion will be instantly formed, nor will the commander have any thing to rectify.

When the column has broken to the LEFT; all that has been before said takes place; and is in the same manner executed.—Only the right flank man does what has been directed for the left; he fronts when the platoon begins to wheel up; and the point d'Appui being now on the left, the dressing must from thence be regulated, consequently the soldiers look to the left.

It is to be observed that when at any time after forming in line, there shall be a false distance between either of the flank divisions and the battalion, the officer of such division, without waiting for directions, may immediately by the closing step, join his division to the battalion: but no other division of a battalion is in such case ever to move, without orders from the commanding officer.

When the battalion has formed in line, and that there are several false openings betwixt divisions, they may be remedied by the closing step on the order of the commanding officer to CLOSE to any named division, the others halting successively by word from their several leaders. S. 43. 79. and in the same manner may the crowding of files in a battalion, or parade be remedied, by closing from the point of crowding, and halting when sufficiently loosened.

S. 119. *When the Open Column which is to wheel into Line is composed of Sub-divisions, or Sections, and not of Companies.*

WHEEL INTO
LINE.

Q. MARCH.

Halt, Dress.

At the word WHEEL, the company officer alone moves into the front, and the pivot leaders of the other sub-division or sections go to the point they would be at, if the column was a column of companies: The pivot man of each body in the column faces.—At the word MARCH, the whole wheel.—And the company officer gives the word *Halt, Dress*, to the whole company.
(S. 50.)

The line of the march of the open column will always be about a pace before the line on which the troops form; because the one is the direction preserved by the officers in marching, and the other being that on which the flank men halt and the companies wheel up into line, is distant of course from the first the breadth of a file, which leaving the advanced points distinct, affords a great advantage in the formation and correction of the line.—Although the officers halt in the alignment itself, yet it is impossible to allow them to remain immovable as points of forming for their divisions, because the dressing of those divisions depends on them, and that they must occupy their proper places when in line.—The flank files of men are therefore the pivots of divisions in wheeling up into line, although the officers are the pivots during the march, and an attempt to form
the

the line on the points of march themselves would derange the pivot files of men, and cause disorder.

A commander must be careful that he himself is in the alignement whenever he dresses his battalion, or corrects the flanks of his divisions.—In order to direct well, he must place himself on the line, and on the adjutants who are in it, and give his horse such a direction, as the divisions should touch in marching.

S. 120

CHANGES OF POSITION OF THE BATTALION FROM LINE, BY MOVEMENTS OF THE OPEN COLUMN.

Changes of position are made either on a **FIXED** point within the battalion, or on a **DISTANT** point without it.

ON

ON A FIXED POINT.

§. 120. *If the battalion is to change position to the Front, on the right halted Platoon, by throwing forward the whole Left, and by the filing of Platoons.*

Fig. 47. B. { The right flank (c) is the fixed point on which the change is made, and is in the intersection of both lines, the commander immediately ad libitum, places another point (b) 20 or 30 paces beyond that flank, these two determine the direction of the new line and face to it.—The right platoon is *wheeled* forward to the right and placed in that direction, and is then immediately *wheeled* backward on the left, till it stands with its pivot (a) perpendicular to that direction, and on which its officer posts himself.

ON

N

The

BY COMPANIES ON
THE LEFT BACK-
WARDS WHEEL.
LEFT FACE.

The rest of the battalion is then wheeled backward on the left, by platoons and stands in open column.—At the word left FACE, the whole (except the fixed platoon) face.

Q. MARCH.

At the word Q. MARCH the several officers lead their files towards the points in the new line where the pivot flanks of their platoons ought to be placed, and the better to ascertain those points, the covering serjeant of each platoon will successively (as it approaches within 20 or 30 paces of the new line) run up and place himself upon it at the proper distance of his platoon, facing to the head of the column, and covering exactly those that have taken their places therein: The pivot flank officer (a) of the front platoon, and the advanced officer or serjeant (b.) before mentioned are the original points on which the first serjeants that come up arrange themselves, and thereby become additional points for the others.

The serjeant thus placed (being on the spot which the officer is afterwards to occupy; each officer comes up in his own person immediately before the
the

Halt, Front.
Dress.

{ the serjeant, *Halts fronts* his platoon, *Dresses* it quickly by closing his flank front rank man to his serjeant, and placing it perpendicular to the new line.—The officer takes the place of his serjeant, and the whole being steady, and pivots corrected by the commanding officer as they arrive upon the line, every one is in a situation to wheel up and form.—Should no serjeant be previously advanced to give the pivot point, the officer must at once conduct the head of his file to it.

WHEEL UP
AND FORM.

S. 121. *If the Battalion is to change position to the Rear, on the right halted Platoon, by throwing back the whole Left, and by the filing of Platoons.*

Fig. 47. C. { The direction of the line being ascertained in the before mentioned manner, the right platoon is wheeled back
N 2 on

ON THE LEFT BACK-
WARDS WHEEL.

RIGHT FACE.

on the right into the line, and then backwards on the left, till its left or pivot flank (a.) stands perpendicular to the new line.—The battalion will break into open column on the left backwards.—The platoons will face to the right, and the officers place themselves to lead.

Q. MARCH.

Halt front.
Dress.

WHEEL UP
AND FORM.

At the word MARCH, the whole will lead to the rear, and the covering serjeants will successively as before take up their pivot points on the new line.—The officer conducting each platoon when he arrives at his serjeant will stop directly before him, allow his platoon to move on behind the serjeant till the rear file comes close to, but beyond him; the officer will then *Halt, front*—*Dress* his platoon to the left, perpendicular to the new direction, and with his front rank closed into the serjeant.—He will himself take the place of the serjeant, and remain steady on the pivot flank, ready to wheel into line.

When the position is changed to the left by throwing the whole right, either backward or forward,—it then follows that the battalion breaks on the right backwards, that the right become the pivot flanks, and

and t
fling,
still t
right t

S. I 2

ON THE
LEFT I
W

and that the same general circumstances of facing, filing, arranging serjeants on the pivot flanks, &c. still take place by the substitution of the commands, right for left, and left for right.

S. 122. *If the Battalion is to change position on a central halted Platoon, by the filing of Platoons, and that the right is thrown forward and the Left backward.*

Fig. 48.

ON THE RIGHT AND
LEFT BACKWARDS
WHEEL.

One flank of the central platoon is considered as the point (a.) of intersection, another point (o.) taken ad libitum, determines the direction of the new line.—The given platoon is first wheeled into it, and then wheeled back till it stands perpendicular to it; and the covering serjeant from each of the adjoining platoons runs out and marks where their future pivots (c. b.) are to be placed.—The other platoons wheel backward, so as that they all stand
N 3
faced

he line,
on the
not flank
cular to
e batta-
open co-
ckwards.
face to
e officers
lead.

RCH, the
the rear,
serjeants
efore take
ts on the
ficer con-
on when
jeant will
ore him,
o move on
t till the
e to, but
fficer will
Dress his
t, perpen-
direction,
rank clo-
eant.—He
the place
nd remain
ot flank,
o line.

throwing
ward,—it
the right
ot flanks,
and

RIGHT FACE. { faced to the given one.—The whole (except the given platoon) **FACE** to the right; viz. those that are to move towards the rear, to the rear.

Q. MARCH. { They then **MARCH**, and the sergeants giving ground in the line of the pivots which is determined by the three already placed therein, they arrange themselves in two columns, before and behind the placed platoon, towards which the whole still face.—The *Halt, Front.* { platoon (b.) which immediately faces *Dress.* to and is next the placed one, must take care to form with a distance equal to its own front, and that of the placed one; all the others are at their just wheeling distances in column.—From **WHEEL UP,** { this situation the line is formed by a **AND FORM.** wheel to the proper front.

If the right is to be thrown back and the left forward, the only alteration from the above is that the platoons would **FACE** to their left, and **FILE** from their left instead of their right.

O

S. 12

BY PLA
THE —
WARDS

Q.

Ha

To THE

ON A DISTANT POINT.

S. 123. *When the Battalion is to change to a distant Position either to its Front or Rear, by the filing of all its Platoons, and that this Position is either Parallel or Oblique to the one it quits.*

Fig. 57. B. { The battalion breaks into open column of platoons, to which ever hand the new position outflanks the old one, for to that hand will the whole have to incline during the march; and if it does not sensibly outflank, then the battalion will break to the hand next to the point of interfection of the two lines, for that hand is nearest to, and will in general be the first to enter any part of the new position.

BY PLATOONS, ON THE — BACKWARDS WHEEL. {

Q. MARCH. {

Halt, Dress. {

To THE — FACE. { The battalion standing in open column is ordered to FACE.— The leader of the second platoon has then a direction given him which crosses the new line at the

N 4 point

Fig. 49.

R. MARCH.

*Halt, Front.
Dress.*

point (o.) as near as can be judged where the flank of that platoon is to be placed.—The whole are then put in motion.—The leader of the second platoon marches in his given direction at a steady pace; the commander of the battalion remains with the head platoon (c.) and by making it insensibly advance, or keep back, regulates the heads of all the others during the march, as they endeavour to place themselves nearly in the prolonged line of the heads of the two leading platoons, but at any rate they are not to be before them; and when those two platoons *Halt* their pivots in the line, the others without hurrying arrive successively in the new direction, and stand in open column at their just wheeling distances.—When the head of the column is within 30 or 40 paces of the new line, (its direction being already prepared,) the serjeants run out and mark the pivot flanks of their several platoons.

In this manner the commander who is himself with, and conducts the two leading platoons moves them in the direction that best answers his views, and at once takes up any position and to any front that is necessary.—As circumstances change his intentions, he may at every instant vary, and direct them upon new points of march; the rear of the column always conforming (without the necessity of sending particular orders) to whatever alterations of direction the head may take; and the commander conducting that head so as to enable the rear to comply with its movements without hurry.

As

As the lines of march in filing will seldom be perpendicular to the new line, the leaders of platoons will take care that their last 12 or 15 paces in approaching their serjeants shall be made in a direction perpendicular to the new line, so that their platoons may *Halt, Front*, justly, without any necessity of shifting their rear files.

During the transition from one position to another, the wheeling distances should be nearly preserved; but at any rate great care must be taken that they are correct, just before entering the new line.

When the platoons in this manner gain a new position by filing, they always *File* from the flank which is nearest to that position, and place their pivot flanks upon it.—If the pivot happens to be the leading flank, the conducting officer *Halts, Fronts* his platoon when he touches the new position, which is marked by his serjeant.—But if the pivot is the following flank, the officer who leads stops in his own person when he arrives at the new position, marked also by his serjeant, and makes his platoon go beyond it and behind the serjeant, till his pivot man arrives in it. He then *Halts, Fronts* the whole platoon.—Conducting officers must therefore recollect that it is always the pivot flanks which are halted in the new position, and that on them the platoons wheel up into line.—In general when the platoons file to the front, the pivot flanks lead and arrive first in the new line: When they file to the rear, the pivots follow and arrive last in the line.

Changes of position are thus made in an accurate and expeditious manner by one or two battalions; but an extensive line would be too much broken if thrown into so many small files, nor could it in open ground, without the greatest attention to distances,

risk such an operation, if there was any possibility of an enemy interrupting its completion.—This mode applies in many situations among trees, and where the ground is much impeded with bushes or obstacles which prevent marching on a platoon or a larger front.

Fig. 50.

When the new line (c) outflanks towards the point of intersection, then the battalion breaking to that hand, will have its head (a) nearer to the new line than its rear.—When the new line (B) outflanks from the point of intersection, then the battalion breaking from that point will have its head (b) farther from the new line than its rear; but in this case the platoons must be so directed during the march, by making a kind of gradual wheel forward upon the rear, that the head (b) shall enter the new line before the rear arrives upon it.

S. 124. *When the Battalion changes Position by breaking into Open Column, marching up in Column to the Point where its Head is to remain, and entering the Line by filing its Platoons.*

Fig. 57. C. A.
Fig. 51.

HALT.

{ The pivot flank of the column being directed on the adjutant (c), who marks the flank point in the new line, will HALT when arrived within a few paces of him; a point of direction (d) beyond the adjutant

1

is

FACE.

QUICK MARCH.

Halt, Front.

Dress.

HALT.

is also immediately ascertained.—

The word FACE (to the right or left as is necessary to conduct into the new line) is then given and executed by all the platoons, and the serjeants begin to run out to mark their pivot points.—At the word MARCH the whole move in file; the head platoon places its pivot flank at a wheeling distance from the adjutant, and every other one in the manner before directed arrange themselves behind the head one, and behind each other; their flanks being corrected by the commanding officer, they are then ready to wheel up into line.—The facing and filing of the platoons will depend on which side of the adjutant they are to be arranged, and which way the line is to face.

When a battalion open column entered and marching on a straight line is to form at a point where its front flank is to be placed, it will receive the word HALT when its leading division is at a wheeling distance short of that point.

S. 125. When the Battalion changes Position by breaking into Open Column.—Marching up to the Point where its Rear is to rest.—And entering the Line by the Wheeling of its Platoons.

Fig. 57. F. { Besides the adjutant who marks the
 Fig. 52. { point of entry, two advanced points of
 March must be given.—The battalion
Wheel. { then enters by Wheels, and moves (as
Halt, Dress. { in *S. 115.*), and when its last division
March. { is at its point, it receives the word
 HALT. { HALT, and pivots being corrected the
 whole are ready to wheel up into line.

A battalion open column entering a new position where its rear flank is to be placed —If the wheels are made to the pivot hand, it receives the word HALT when its rear division has just completed its wheel into the new direction.—If the wheels are made to the reverse hand it receives the word HALT when the last division but one has completed its wheel into the new direction, and the last division itself files and places its pivot flank at the given point.—When a battalion open column, entered and marching on a straight line, is to form at a point where its rear flank is to be placed, it will receive the word HALT when the pivot of its rear division arrives at that point.

By these operations of entering a new line at the rear, or at the front point, will the distant changes of a considerable line generally be made; each battalion breaking

breaking from the old line, and entering the new one in separate column; the whole of which movement may be made in quick time; the battalions within themselves are at all times collected, there can hardly be any impediments from ground (where it is possible for troops to move at all) that can prevent the transit of the battalion column from the one point to the other: the line is taken up just, by placing the pivot flanks upon it, and the distances are most correct, being taken up in all cases from the front of the column.—Should the presence and nearness of an enemy make it too precarious, thus to change position in detached columns; the ECHELLOON March must then take place.

S. 126. When the Battalion changes Position by breaking into Open Column.— Marching up in Column, and entering the new Position at the Point where a Central Division is to rest, and form in Line.

It will often happen that the head of the battalion column must by wheeling enter the alignment at a point not so far distant from where that head is to be placed in line: On its arrival there, the rear platoons cannot then have entered, but are stopped in the old direction by the cessation of movement in the front,

it therefore becomes necessary immediately to bring those platoons into the alignment, that the battalion may justly form, and this is done by filing.

<p><i>Wheel.</i> <i>Halt, Dress.</i> <i>March.</i></p> <p>HALT.</p> <p>Fig. 53.</p> <p>FACE.</p>	}	<p>The leading platoon of the battalion having <i>wheeled</i> into the alignment followed by the others, when it arrives at the point where it is to form in line, the word HALT is given, and the column stops—The leading platoon, and such others as may have already wheeled into the alignment, being now at their proper points remain so, and the word FACE is then immediately given, when all the platoons who are still in the old direction face to the flank which conducts to their place in the new line.</p>
--	---	---

<p>Q. MARCH. <i>Halt, Front,</i> <i>Dress.</i></p>	}	<p>At the word Q. MARCH, the sergeants mark their points in the line, and the platoons move and halt with their pivot flanks on it ready to wheel up into line.</p>
--	---	---

This movement includes both the operations of the battalion as entering a line where its rear is to rest, and where its front is to rest.

S. 127. *When the Battalion changes Position, by breaking into Open Column.— Marching up in Column to the Point where its Head Division remains placed in the new Position, and which its Rear Divisions enter on,*

Fig. 54.78. *by the Echelon March.*

HALT.	{	The column will advance to the spot where its leading division is to be placed: It will there receive the word HALT.— The leading division will, if necessary, be wheeled accurately into the new line: Each of the other divisions will wheel back on its reverse flank such number of paces as is necessary to place it perpendicular to its point in the new line; the whole will MARCH, and successively form up to the leading division, by the echelon movement. (S. 158. 159.)
MARCH.		

If the column halts perpendicular (A) to the new line, its divisions will wheel back 1-8th of the circle, or a half wheel.—If the column halts oblique (B) to the new line, the divisions will proportionally wheel, so as to be placed perpendicular to their future lines of march.

In this manner the divisions of the column arrive in full front, one after the other, in the new line.

S. 128.

S. 128. *When the Battalion changes Position, by breaking into Open Column.— Marching in Column to the Point in the new Position where its Head is to rest, and to which its Rear Divisions form, by successively passing each other and wheeling up.* •

Fig. 55. *Wheel up.*
Halt, Dress.
March.
Halt, Dress.

The column having arrived in the direction of, or in any direction oblique or perpendicular behind the line, and at the point where its head is to rest, but which its rear is to pass, its leading division will wheel into the line, and halt; each other division continuing its March will move on square behind the first formed division, at which point its leading officer will, if necessary, shift to its inward flank, and each as it comes opposite to its ground will successively wheel, march up, and dress in line with those already in it.

If the column is marching in the direction of the line, it will of course have its pivot flank on it, but as in this formation the wheel is made to the reverse hand, therefore before it begins, the battalion must shift the breadth of the column to bring the reverse flanks on the line, and be directed by them, the leading officers at the same time shifting.

In

In
open c
up by
object
march
and wh
already

S. 129

Fig. 56.

TO THE

Fl

Ha

In this manner the battalion does not stand in open column on the new line, but successively wheels up by divisions, and forms in full front on the given objects.—It may be used when the direction of its march is nearly in the prolongation of the new line, and when a battalion, arriving on the flank of a line already formed, has to lengthen out that line.

S. 129. *When the Battalion changes Position, by breaking into Open Column.—Marching up perpendicular to the new Line, and to the Point where its Head is to rest, and forming in the new Position by the Eventail*

Fig. 56. 57. E. *or Fan Movement.*

TO THE—OBLIQUE.

Forward.

Half Step.

HALT.

When the leading division (b) is at least the length of the battalion column behind its point in the new line, it shortens its step one half as soon as the others receive orders to OBLIQUE from the column; this they do till opposite their respective places, when each moves forward successively to the leading platoon and to each other, take up the half step, enter the line in front, and the whole HALT.

O

This

This movement is performed on the March, and must be begun at a distance behind the line proportioned to the body which is to oblique and form.—It may be applied to one battalion, but hardly to a more considerable body, which would find great difficulty in the execution.—It gives a gradual encrease of front during a progressive movement.—With justness it can be made on a front division only, not on a central or rear one: In proportion as the leading platoon shortens its step will the one behind it, and successively each other, come up into line with it.—As soon as the colours of the battalion come up they become the leading point.

Although it is an operation of more difficulty, yet if the leading division continues the ordinary, and the obliquing ones take the quick step, till they successively are up with it, a battalion column which is placed behind the flank of a line, may in this manner, during the march, and when near to an enemy, gradually lengthen out that line.

CHANGES

C

Fig

S. I

ca

by

F

Fig. 4

CHANGES OF POSITION OF THE OPEN
COLUMN, MADE ON A FIXED POINT
BY THE FILING OF COMPANIES.

Fig. 63. The changes of position of a column are the same as those of a line, after that line has broken into column.



S. 130. *When a Battalion in Open Column changes Position on a front fixed Company, by throwing forward or backward the Pivot Flanks of the rest of the Column.*

Fig. 47. That company is placed with its pivot flank in, and perpendicular to, the new direction, and points before it and behind it are given as directed for the battalion, the others FACE, MARCH, and cover it in the new line.

CHANGES

S. 131. When a Battalion in Open Column changes Position on its rear fixed Company, by throwing forward or backward the Pivot Flanks of the rest of the Column.

Fig. 47. Each company countermarches; the given company is placed.—The change then becomes the same as on the front company. Each company again countermarches, and the column is in a situation to move on as before.

S. 132. When a Battalion in Open Column changes its Position on any Central fixed Company.

Fig. 48. That company (a) is placed with its pivot flank in, and perpendicular to, the new direction, and points (c b) before and behind it are given, where the pivots of its adjoining companies are to be placed: all such as were in front of it countermarch and face it.—The whole then FACE to, and FILE from which ever (but the same

3
nomi-

S
after
comp
woul
doub
woul
comp
It is
plato
inten
distan
the l
chang
and
doubl
given

S. 13
cha
Fig. 5

nominal) flank is required in order to cover before and behind the placed company, and to arrive in the new direction.—The companies that face the placed one again COUNTERMARCH, and the column is in a situation to move on.

Should it be intended to form the line immediately after making the change of position, in that case the company which faces to, and is next the placed one, would take care to *Halt* in the new position, with a double distance from the placed one, and the line would be immediately formed by the WHEEL UP of companies, without making the second countermarch. It is always to be remembered, that whenever two platoons *face* each other in the same column, with intention to form in line, they must have double distance, as they both *wheel inwards*, and meet on the line of formation.—But when the column after changing position is to be countermarched in part, and proceed in the new direction, in that case no double distance is taken, and the necessary caution is given accordingly.

S. 133. *When a Battalion in Open Column changes to a distant Position in its Front.*

The column will march forward to some given point in that line, and then enter it, according to one of the prescribed modes at which its head, central, or rear division is to stand

Fig. 51. 52. 53.

O 3

S. 134.

S. 134. *When a Battalion in Open Column changes to a distant Position in its Rear.*

Each division of the column will countermarch, and it will then proceed, as having the position in its front.

Fig. 51. 52. 53.

S. 135. *When a Battalion in Open Column changes to a distant Position to either Flank.*

The companies will FILE from the old into the new direction; or, if the position is distant, the head of the column will march towards it, and enter it as a position in front.

Fig. 49.

S. 136.

S. 136. *When the Battalion Column with the Right in Front is to form to the Right Flank.*

If the battalion is required suddenly to be formed on the ground on which it then stands, the right pivots will quickly be covered, and the divisions will wheel to the right into line: in this situation the divisions of the battalion will be inverted.

If no inversion is to take place, the formation will be a successive one, by the head division wheeling to the right, and the others marching on past it, and successively wheeling up. (S. 128.)

When the head of a column advances and enters a new direction, by wheeling to its pivot hand, or by filing its divisions from its reverse hand, the formation made on that line, by wheeling up the divisions, will front towards the rear of the column.—When the head of the column advances and enters a new direction, by wheeling to its reverse hand, or by filing its divisions from its pivot hand, the formation made on that line by wheeling up will front the same way as the head of the column did when advancing to the line. Fig. 60. 61.

The open column forms in line on its front, rear, or central division, by the Echelon march, as in S. 158.

The open column closes to close column on any named division, and forms in line by the deployments of the close column.

O 4

CLOSE

Column
ear.

Column will
then
position in

Column
Flank.

in the old
position
Column will
position

S. 136.

CLOSE COLUMN.

Application
of the close
column.

1. The battalion close column is formed from the column of march, or from line.—From the column of march it is generally formed for the purpose of assembly, or deploying into line.—From line it is formed in order quickly, and in force to pass a defile, or bridge: to make an attack in certain confined situations, where circumstances make it eligible: to oppose, in ground where its flanks are not protected, a threatened charge of cavalry: to facilitate movements to the front, flanks, or rear, from which afterwards any other distances may be taken, or the line may be formed in the most expeditious manner.

2. The close column will generally be composed of companies for the purposes of movement: But when it is halted, and is to deploy into line, it will then stand two companies in front, and five in depth.

3. The same general circumstances apply to the close column as to the open column.—When the close column is formed, rear ranks are one foot asunder, divisions are one pace asunder: Officers and serjeants are on the pivot flanks of their companies: Colours and supernumerary officers and serjeants are on the flanks, not the pivot ones: Music, drummers, pioneers, are ordered into the rear of the column: Artillery is either in the front, or on the reverse flank of the column when in march.

4. The

4
the
men

5
line
nies

6
the
com
march
that

7-
line,
on i
or fi
will
plac
ing
stand

4. The commanding officer alone gives orders to the close column for its MARCH, HALT, and commencement of formation.

5. The battalion close column may be formed from line; in front, or rear of either of the flank companies; or in front, and rear of any central company. Formation to front or rear,

6. *If the Column is to stand faced as the line is,* the battalion will face INWARDS, or to the directing company, each other company will disengage its head, march, and place itself as ordered before or behind that company.

7. *If the Column is to stand faced to the rear of the line,* then the directing company will countermarch on its own ground, the battalion will face OUTWARDS, or from the directing company, each other company will disengage its head, and move in file towards its place in the close column, by this means accomplishing a countermarch of the whole, and the column standing fronted to its former rear.

FOR.

4. The

FORMATION OF CLOSE COLUMN FROM
LINE.

S. 137. *Before or behind either of the Flank Companies.*

Fig. 64.

CAUTION.

TO THE—FACE.

A CAUTION will be given mentioning the company, and whether the formation is in front or rear of it.—The battalion will then be FACED to that company, and the heads of the other companies will disengage to which ever hand naturally conducts them towards their place in the close column: The officers and their covering serjeants post themselves at the head of their files ready to lead; the officer of the named company shifts, if necessary, to that flank which is to become the pivot one of the column, and his serjeant also places himself 6 or 8 paces before or behind him (according to circumstances) to mark the perpendicular of the front of the column.

QUICK MARCH.

The whole will MARCH QUICK to the front or rear of the company ordered to be formed on, and each leader will proceed in the same manner as in forming an open column from line (except that the serjeants do

*Halt, Front,
Dress.*

do not run out), stopping in his own person at his pivot point, and giving his words *Halt, Front—Dress*, to his company, when it has arrived upon the proper ground on which it is to stand in close column.

During the formation of all close columns, as soon as the battalion is put in motion, the commanding officer will immediately place himself in front of the column, before the officer of the named company, and from thence judging the perpendicular of the column, will attend to the officers covering each other in that direction as they come up, whether such covering is taken from the front or from the rear, which will depend on the formation of the column.

S. 138. *On a Central Company.*

Fig. 64.
CAUTION.

INWARDS, FACE.

QUICK, MARCH.

*Halt, Front,
Dress.*

A CAUTION of formation is given.—The named company will stand fast, and the battalion will face INWARDS; the heads of companies will disengage according as they are to be in front, or rear, the officer of the named company will place himself on its future pivot flank, and at the word MARCH, the rest of the formation will proceed as before directed, part of the battalion arranging itself before, and part behind the given company, and the officers covering on the proper pivot flank.

1. In the same manner in which close columns are here formed from line on any given division, by facing and disengaging, may columns at half or quarter distance also generally be formed; observing that in such cases the covering serjeants run out to mark their respective flank points, as in the formation in open column.

Fig. 65. 66.

OUTWARDS FACE.

2. In forming close column facing to the rear, the same operations take place, as to the front, with this difference—That the CAUTION expresses what is to be done; that the named division *countermarches*; that the other divisions of the battalion FACE OUTWARDS from it, and lead from their farthest flanks, in order to establish the countermarch of the whole.

3. The close column is formed from column of march, by *halting* the head division, and ORDERING the others to close up, and *Halt* successively.—Or, by the head division continuing its March, and the rear ones being ordered to MARCH QUICK into close column, and successively to resume the ordinary march.

The close column marches to its flank to deploy; to correct intervals; to gain an enemy's flank; or for some other particular purpose: But a considerable movement to front or rear cannot be made without loosening its divisions and ranks.

S. 139. *When the Column marches to a Flank.*

COLUMN WILL MARCH
TO THE ———

A CAUTION will express to which flank it is to march; if to that which is not the pivot, the leading officers and serjeants of each will move quickly by the rear of their divisions to that flank; and the supernumerary officers and serjeants and colours, who were on that flank, will exchange to the other.

RIGHT (OR LEFT) FACE.
QUICK, MARCH.

The whole will then FACE, and be put in MARCH, the officer that leads the front division taking care to march in the exact alignement, and all the others in preserving their proper situations, Dress and move by him.—When the column HALTS, FRONTS, the pivot officers and serjeants, &c. &c. are ordered to shift to their proper places (if not already there) by the rear of their respective divisions.

HALT, FRONT.

S. 140:

which
d from
facing
ans at
gene-
hat in
ts run
flank
open

nn fac-
perati-
front,
t the
s to be
ivision
her di-
E OUT-
from
der to
of the

ormed
salting
ng the
succes-
vision
e rear
QUICK
ely to

ploy;
or for
erable
thout

. 139.

S. 140. *When the Column marches to the Front.*

MARCH.	{	The whole step off at the word MARCH, or QUICK MARCH. If it is meant to loosen the ranks of the column, a CAUTION so to do will be given, on which all the divisions except the leading one will <i>step short</i> , and each successively from its leader will receive a word <i>step out</i> when his ranks are one pace asunder. If a general word HALT is given, the whole column halts as it is then placed; but if a partial and low word <i>Halt</i> is given to the leading division only, the others still move on, and <i>Halt</i> successively in close column by word from their leaders.
LOOSEN RANKS.		
<i>Step out.</i>		
HALT.		
<i>Halt.</i>		

S. 141. *When the Column halted is to take a new Direction.*

CAUTION.	{	A CAUTION will be given that it is to change direction either to the right or left; on which the officers and serjeants, if not already there, shift to the flanks that are to lead.—
		The front division of the column is placed in the new direction, and an advanced point is given to determine the future line of pivots.

— FACE.

— FACE.
QUICK, MARCH.

*Halt, Front,
Dress.*

The other divisions will FACE as ordered, and MARCH quick.—Each division separately when it arrives at its point which the serjeants may give, will *Halt, Front*, and cover in column. Officers and serjeants will again shift to their pivot flanks, if necessary, and the covering of pivots be perfected.

S. 142. *When the Column marching, changes Direction.*

If gradual and inconsiderable changes of direction are to be made during the march of the column, the head will step short, and will on a movable pivot gradually effect such change, while all the other divisions, by advancing a SHOULDER, and inclining up to the flank, which is the wheeling one, will successively conform to each other, and to the leading division, so that the whole at the word FORWARD may move on as before.

S. 143.

Front.

e word
If it is
of the
will be
ions ex-
p short,
s leader
when his
. If a
en, the
is then
nd low
leading
ill move
close co-
aders.

take a

n that it
r to the
officers
y there,
lead.—
lumn is
and an
etermine

— FACE.

S. 143. *When the Column is to make Front to its Rear by Countermarching.*

Fig. 71. **THE COLUMN WILL COUNTERMARCH.**

— FACE.
EVEN DIVISIONS.

Q. MARCH.
HALT.

**THE WHOLE COUNTERMARCH.
QUICK, MARCH.**

*Halt, front.
Dress.*

If the divisions are at a sufficient distance, they will each separately countermarch as directed for the open column.— If the column is quite close, the whole FACE from the pivot flank; the even or every other division (reckoning from the head) will MARCH on till its rear has quitted the column 3 or 4 paces, they then are ordered to COUNTERMARCH towards the column, and at the same word the odd divisions which have hitherto stood still, countermarch also each on its own ground: the even divisions march on till they are again in column in their proper places, and *Halt, front.*

DEPLOYMENT

DEP
1. front, DEP succ
2. sion w the li theref such p for th taken.
3. T at the withou therefo its gro or at l battalio in his o that hi of a pr stop o brough justnes judgins — T must ta

DEPLOYMENT OF THE CLOSE COLUMN
INTO LINE.

1. The battalion close column forms in line, on its front, on its rear, or on any central division by the DEPLOYMENT, or flank march, and by which it successively uncovers and extends its several divisions.

2. Before the close column deploys, its head division whether it is halted or in movement, must be on the line into which it is to extend.—That line is therefore the prolongation of the head division, and such points in it, to one or both flanks as are necessary for the formation of the battalion are immediately taken.

3. The flank March must be made, firm, marked, at the deploy step, parallel to the general line and without opening out, the most particular precision is therefore required.—Each division when opposite to its ground, will be most advantageously FRONTED, or at least corrected by a mounted officer of its own battalion, in case that its leader should not be critical in his commands, or that he should not be heard, or that his files are too open; and thus may the defects of a preceding division be remedied, by the judicious stop of the one following it: The division is then brought up into line by its respective leader.—The justness of formation depends altogether on officers judging their distances, and timing their commands.—The officer who leads his division up into line must take great care that it does not overshoot its

Attentions
in the deploy-
ment.

P

ground;

Front

t a suf-
ill each
n as di-
umn.—
close,
e pivot
y other
om the
till its
lumn;
are or-
ch to-
at the
ivisions
od still,
on its
n divi-
ey are
proper

YMENT

ground; his dressing is always from the last come up division, towards the other flank, and the eyes of all are turned to that division.

4. As the head of the close column is always brought up to the line on which it is to extend; therefore when the formation is made on the rear, or on a central division, such division when uncovered, must move up to the identical ground which the front has quitted.—The method formerly practised of throwing back such divisions as are before that of formation is improper, and will not apply where several battalions, or columns, are to form in the same line.

5. In the passage of the obstacle, parts of the battalion are required to form in close column, and again deploy into line, although the division formed upon continues to be movable.

6. Before any column deploys, the divisions are well closed up and square, and music, drummers, &c. are in its rear, or on the flank not the leading one, that the movement may not be embarrassed.

WHEN

WHEN THE BATTALION CLOSE COLUMN
OF COMPANIES (THE RIGHT IN FRONT)
DEPLOYS INTO LINE.

S. 144. *On the Front Division.*

Fig. 67. { The column being halted with its front division in the alignement, and all the others in their true situations parallel, and well clos'd up to it, a point of forming upon and dressing is taken, in the prolongation of that division (and corrected from it,) just beyond where the left of the battalion is to extend D.—A CAUTION is given that the line will form on the front division.

FORM LINE ON THE
FRONT DIVISION.

LEFT, FACE.

{ At the word to the LEFT FACE, the front division stands fast, its officer shifting to the right, and all the others face.—

Q. MARCH.

{ At the word MARCH they step off quick with heads dress'd, moving parallel (not oblique) to the line of formation; the files also are close and compact, without opening out.

Halt, Front.
Dress.

March.

Halt, Dress.

The officer of the second or leading division having stepped out to the right at the above word *March*, allows his division led by his serjeant to go on a space equal to its front, and then gives his word *Halt, front*—*Dress*, his serjeant still remaining on the left of the division.—He then being on the right of his division immediately gives his word *March*, and the division proceeds at the ordinary step towards its place in the alignment.—The officer having in the mean time stepped nimbly forward, places himself before the left flank of the preceding division and is thus ready to give the word *Halt, Dress*, at the instant his inward flank man joins that division: He then expeditiously corrects his men (who have dressed upon the formed part of the line) on the distant given point, and resumes his proper post in line.

Halt, Front.
Dress.
March.
Halt, Dress.

In this manner every other division proceeds, each being successively (by its officer who himself stops on the left flank of the division which precedes him) *Fronted, Marching up, Halted, and Dressed* in line: The officers of these divisions as each approaches within 5 or 6 paces of its ground, then

{ stepping up to the flank of his preceding formed division, that he may the more accurately *Halt, Dress*, his own; and the flank serjeant of each remaining at his point in the line, till the succeeding officer having so dressed his division comes to replace him; he then covers his own officer.

S. 145. *On the Rear Division.*

Fig. 68. The column being placed as before directed and a point of forming (D) taken to the right in the prolongation of the head division, and just beyond where the right of the battalion is to come.

FORM LINE ON THE REAR DIVISION.

{ A CAUTION is given that the line will form on the rear division; on which the officers commanding divisions, and their serjeants, immediately pass behind their several divisions, and post themselves on the right of each; an under officer is sent from the rear division to place himself correctly close to and before the left flank file of the front division; and the leader

of the front division is shewn the distant point (D) in the alignment on which he is to march, taking his intermediate points if necessary.

RIGHT FACE. { The word to the RIGHT FACE is then given, on which all the divisions except the rear one, face to the right.

Q. MARCH. { —At the word MARCH, the faced divisions step off quick, the heads of files are dressed to the left, the front one moves in the alignment, and the others parallel and close on its right,

March. { As soon as the rear division is uncovered, it receives the word *March*; on this the division proceeds, and when within a few paces of its ground, its officer steps nimbly up to the detached under officer who marks its left in the new position, he there in due time gives his words *Halt, Dress*, and quickly corrects his division on the distant point of formation, this done he replaces his serjeant on the right of his division.

Halt, Dress.

{ In the mean time the commander of the division which immediately preceded the rear one, having at the first word MARCH, stepped nimbly round to the rear of his division, without impeding its movement, and having allowed it to move on led by his serjeant, gives his words, *Halt, Front—Dress*, when his division has marched a distance equal to its front, and thereby uncovered the one behind it, which immediately moves forward; he then places himself on its left, and his serjeant

*Halt, Front.
Dress.*

Halt,

Halt,

THE I
O

O

jeant remains on its right.—As soon as his own front is clear he gives his word *March*, on which his division proceeds, he himself when proper, advances to the right of the preceding division then on the line, and from thence gives his words *Halt, Dress*, when his own left file joins such right; he corrects his division on the right, and then replaces his own serjeant.

All the other divisions successively proceed in the same manner, until the right one (which has been marching critically in the alignment, and on no account getting before it) receives when it arrives on its just ground the words, *Halt, Front--Dress*.

S. 146. *On a Central Division.*

Fig. 69. Forming point (D. D.) must be given to both flanks in the prolongation of the head division.—At the CAUTION of forming on a central division, the leading officers will shift accordingly.—The divisions in front of the named one face to one flank; those in rear of it to the other, according to the hand

THE LINE WILL FORM ON — DIVISION. OUTWARDS, FACE. Q. MARCH. P 4 hand

hand which leads to their ground.—The named division when uncovered moves up into line to its marked flank : Those that were in front of it proceed as in forming on a rear division : Those that were in front of it proceed as in forming on a front division.

S. 147. *When the close Column of Companies forms Column of two Companies, or Grand Divisions.*

ALTERNATE COMPANIES WILL FORM COLUMN OF GRAND DIVISIONS.

— FACE.

Fig. 70. 72.

MARCH.

On the CAUTION, that the alternate companies from the front will form grand divisions, all supernumeraries, &c. but not the colours, go to the rear of the column if not already there.—At the word FACE, the alternate companies face (always to the pivot flank) and their officers then take one step sideways, so as to be clear of their rank.—At the word MARCH the officers stand fast, the serjeant of each conducts the division, and the officer of each

Halt, Front.
Dress.
March.
Halt, Dress.

each when it has cleared the the standing division, gives the words *Halt, Front—Dress—March* and *Halt, Dress* when he arrives at the one he is to join, his serjeant being on the flank of his division in the same manner as in deploying into line. The colours remain with their proper division in the column, and that division must of course outflank on the hand not the pivot one.

CLOSE DISTANCE TO THE FRONT.

MARCH.

Halt, Dress.

The officers and serjeants now shift their places, and take post (whether the column has its right or left in front) so that the right company of each division has its officer and its serjeant on its right, or in the center of the division.—A CAUTION is given to close distance to the front.—The divisions move at the word **MARCH**, by the pivot flanks, and each pivot officer gives his words *Halt, Dress*, when his division has closed.—The close column is then ready to deploy or to march.

WHEN

WHEN THE CLOSE COLUMN OF TWO COMPANIES IN FRONT, IS TO DEPLOY.

S. 148. *On the Front Division.*

THE LINE WILL FORM ON THE FRONT DIVISION.

— FACE.

Q. MARCH.

HALT FRONT.

Dress.

March.

Halt, Dress.

Fig. 67.

The CAUTION of deployment is given, the line is prolonged, and attendant circumstances prepared.—The divisions that are to move, receive the word FACE, (always in this case to the pivot flank.—They move in file at the word MARCH.—A mounted officer gives, successively and in due time to each division the word HALT, FRONT.—The inward officer of each division when it has halted and fronted gives his words *Dress -- March—Halt, Dress*, and the outward officer assists him by remaining on the flank of the division in the line, in the same manner that the serjeant does for the company.—The left officer then replaces his serjeant on the right of his proper company.

In

In this manner division after division comes up into line, and the supernumeraries, &c. also gradually take their places in the rear.

S. 149. *On the Rear Division.*

CAUTION. { The CAUTION of deployment is given, the line is prolonged and an under officer sent from the rear division to the pivot flank of the front one.—The divisions that are to move receive the word FACE (which in this case is always from the pivot flank.—They move in file at the

— FACE. {

QUICK MARCH. { word MARCH.

HALT, FRONT. { The division that is immediately before the rear one, as soon as it has uncovered the rear one receives from the mounted officer the word HALT, FRONT, and *Dress* from its inward or pivot officer; and at that instant the rear one is ordered to *March* forward by its pivot flank, and to *Halt*, and *Dress* in the line.—

HALT, FRONT. { The division which preceded the rear one, and is now halted and fronted when it is itself uncovered, in consequence of the movement of those before it, is also ordered to *March* forward and to *Halt*, and *Dress* in the line.

HALT, FRONT.
Dress.

March.
Halt, Dress.

In this manner each division as it uncovers the one behind it, successively HALTS, FRONTS by command from the mounted officer, and when it is uncovered is brought up into line by its own inward officer, aided by the outward officer.—This done the left officer replaces his sergeant, who has preserved his post in the front rank.

S. 150. *On a Central Division.*

CAUTION.
OUTWARDS, FACE.
Q. MARCH.
HALT, FRONT.

The double operation of forming on a front and rear division is required.—The CAUTION of deployment is given.—The divisions FACE outwards—MARCH—and there must be an officer to HALT, FRONT, those of each wing.—The individual divisions proceed as already directed.

The column must always be well closed up, before it deploys.—When it deploys on a front division, it faces to the pivot flank which then becomes the leading one.—When it deploys on the rear division it faces from the pivot flank which then becomes the following one.

The close column when it forms on a front, or rear division may either be halted, or in motion to its

its flank
is, tha
ploy
therefo
single.
aligne
form o
MARCH.
At any
dered
ping p
one it
point
When
always

The
on the
by wh
and of
be in

OB

Alt
metho
before
line o
happe
may b
which
permi
pendic

its flank.—From this situation of the flank march it is, that every battalion is required to begin the deploy when forming in line with others, and must therefore be much practised by the battalion when single.—Viz.—After the column has been placed in the alignment, it is FACED according as it is intended to form on the front, or rear division, and is then put in MARCH, its head division following the alignment : At any instant the division to be formed upon is ordered to HALT, FRONT, and the others without stopping proceed and deploy upon it; if it is the front one it is already in the line; if it is the rear one the point which it comes up to remains marked for it. When the formation is on a central division, it must always begin from the halt of the close column.

The single battalion should also in exercise deploy on the front division when in march, as it is the method by which the line is reformed after passing an obstacle, and of lengthening out the flank of a line that may be in movement.

OBLIQUE DEPLOYMENTS.

Although the quickest, most exact, and general method of deployments requires that the battalion before deploying should stand perpendicular to the line on which it is to form, yet it may sometimes happen that the immediate deployment of a column may be demanded, on a line oblique, to the one on which it then stands, and that circumstances do not permit of the previous operation of placing it perpendicular to that line.

S. 151. If the Deployment is to be made on an Oblique Line advanced.

Fig. 73. B.

The front division is wheeled up into the new direction on its REVERSE flank, and the line is prolonged to D.—The column is FACED to the hand it deploys to.—The leaders of divisions then turn their bodies so as each to take a direction parallel to the given one.—The whole are put in MARCH, and the rear of the divisions gradually get into the square direction of their heads which proceed and form as usual. In this movement the heads of the divisions will be a little retired behind each other: The rear leaders will take great care not to close on each other, nor to the hand which conducts them: much precision is also required in justly timing the HALT FRONT of each division, which by that time ought to be moving perfectly parallel to the line of formation.

S. 152.

S. 152. If the Deployment is to be made on an Oblique Line retired.

The front division is wheeled up on its PIVOT flank into the new direction, and the line is prolonged to D.—The same operation, though more difficult, takes place as when the line is advanced, and the rear divisions must take particular care to ease from, and yield to, the march of the front.—The head division being advanced a few paces before it takes the oblique direction will give a facility to the heads of the rear files, in gradually gaining it.

Fig. 73. A.

Such deployment can hardly be required on any other than the front division of the close column; particular attention is necessary to give every aid as to the points of forming, and to the heads of divisions moving as soon as possible in the true direction parallel to and behind the line.—Should a column be ordered to form on the rear, or on a central division, although the principles would be the same as on the front, and as in the other rear or central deployments; yet the execution would be very difficult, and demand great circumspection in the commanders of battalions.

S. 152.

S. 153.

S. 153. *When the Close Column halted is to form in Line in the Prolongation of its Flank, and on either the Front, Rear, or a Central Division.*

Fig. 74. A.C.

The CAUTION of formation is given. The named division stands fast, the others MARCH forward in close column in the given line: Their pivot officers successively take wheeling distance from each other, beginning at the named one, and successively give their word *Halt* as each has acquired it: When the whole is in open column the line is formed by a wheel up to the flank.—In this manner distances are begun to be taken from the rear; but when the named division is a front, or central one, the others that are behind it must FACE ABOUT, MARCH forward, take their distances, and *front* successively.

Fig. 74. B.

The column may also be opened from any named division, by the leading one only marching off, and each other successively following, as wheeling distance is acquired from the one preceding: When the whole have opened, the general word HALT is given, or the column is allowed to proceed.

ECHELLON

CHA
LI
EC
1. T
only n
tacks
previo
a batt
formed
or rear
2. T
lets tha
which
direct c
successi
rear.
3. T
produce
The ma
of the
sitions,
wheel
column
flank.
4. T
changes
or sub-

E C H E L L O N

CHANGES OF POSITION OF THE BATTALION, BY THE MOVEMENTS OF THE ECHELLON COLUMN OF COMPANIES.

1. The Echellon position and movements are not only necessary and applicable to the immediate attacks and retreats of great bodies, but also to the previous oblique or direct changes of situation, which a battalion, or a more considerable corps already formed in line, may be obliged to make to the front, or rear, or on a particular fixed division of the line.

Utility of the Echellon of march, in changes of position.

2. The oblique changes are produced by the wheel less than the quarter circle of divisions from line, which places them in the Echellon situation.—The direct changes are produced by the perpendicular and successive march of divisions from line, to front, or rear.

How formed.

3. The march in line, or in the direct Echellon B, produces new parallel positions to front or rear.—The march in Echellon C. when formed by the wheels of the divisions from line, produces new oblique positions, to front or rear, according to the degree of wheel given to the Echellon.—The march in open column A produces new prolonged positions to either flank.

Fig. 75.

How applied.

4. The Echellon of march, necessary in making changes of situation, will be composed of companies or sub-divisions, and generally formed from line by

Echellon formed by wheels of companies.

the

the wheel of each on its own flank, to the hand to which it is to move.—Such wheel will seldom exceed the eighth of the circle, but can never amount to the quarter circle, otherwise the body would stand in open column.

Echellon column.

5. The Echellon of march may be considered as a column of a particular kind, as well as the open column, and is easily converted into such.

Differences and agreement of the open column and Echellon.

Fig. 75.

6. All the divisions of an open column *A.* march upon one and the same perpendicular, and are therefore easily conducted.—All the divisions of an Echellon *B. C.* move on different perpendiculars, each on its own, but all of them parallel to the directing one, and removed from each other a space equal to what the divisions cut within each other.—In open column the perpendicular distance from division to division is equal to the front of the following one. In Echellon the smaller the wheel is, the smaller is the perpendicular distance from division to division, till it vanishes into nothing: but in all situations of the wheeled Echellon, the oblique distance from flank to flank is equal to the front of the preceding division.—In open column the proper pivot flank is the directing one, and the wheels are made on it, into column backward, and into line forward. In Echellon the reverse flank (or that which first joins its preceding division, when the line is to be formed forward), is the directing one, and the wheels are made on it, into Echellon forward, and into line backward.—In open column each division preserves a distance from flank to flank equal to its own front. In Echellon each preserves a distance from flank to flank equal to the front of its preceding division.—An Echellon may at any time be converted into the open column, by wheeling up its divisions till they stand perpendicular to the line which passes through all its directing flanks.

An

An
vert
its c
eith

7
afce
fion
into
and
diffic
certa
anno
a gi
equal
bases
that c

8.
fidera
the o
paces
descri
among
qual,
and co
Thou
it will
and a
ration
cessari
to cha
by ad
as for
panies
and of
That e
ing pre

An open column may in the same manner be converted into the Echellon column, by wheeling back its divisions, each a named number of paces, and on either flank, according to circumstances.

7. The wheel from line into open column is easily ascertained, by the perpendicular halt of each division on that line; but the parallelism of the wheels into Echellon, which is a circumstance that is essential, and decides the justness of the movement, is more difficult to be determined; for, being confined to no certain portion of the circle, such cannot well be announced or executed as a direction, and therefore *a given number of paces to be wheeled by bodies of equal strength*, and which serve as so many parallel bases of formation, may be the best general order that can be given.

Method of forming Echellon by wheels from line.

8. If the companies of a battalion, or more considerable body, were all of equal strength, and should the outward man of each take the same number of paces on the circumference of the circle which he describes, they will after the wheel stand parallel among themselves: but if those companies are unequal, they will then not be parallel to each other, and consequently not in a proper relative situation.—Though such equality may exist in a single battalion, it will seldom or never exist in a line of battalions, and a different calculation and direction for each battalion, corresponding to their strengths, appears necessarily to be required, whenever they are in concert to change position.—This difficulty may be obviated by adopting a *practical rule* as well for the battalion as for the line, on all occasions of wheeling by companies into Echellon, in order to change position, and of whatever strength the companies may be, viz. *That each covering serjeant, as the case requires, having previously placed himself before or behind a given*

file (the 8th) from the standing flank shall take the named number of wheeling paces, and thereby become a direction for the company to wheel up to, and halt: as in S. 154. 158.—As eight paces of the eighth file complete the quarter circle or WHEEL, so four paces give the HALF WHEEL, and two paces the QUARTER WHEEL, all which are wheels often made from open column, or from line, to change to a position perpendicular, or more or less oblique to the one quitted: and these degrees, with the helps given by advancing or keeping back a shoulder as is necessary, during the movement, will perhaps suffice to arrive and form in any new direction with precision.

General situation of the directing files of Echellon. 9. The flank directing files of Echellons, whether they are formed by the perpendicular march of divisions successively from line to the front, or by the wheels of divisions from line to the flank, will at first, and should always afterwards be found in a diagonal line with respect to the front of divisions: In the first case A. the distance from flank to flank depends on the interval which the divisions are ordered to march off at: In the second case B. such distance is always the same, and equal to the front of the division which has wheeled forward, and which by wheeling back would exactly fill it up.—Whenever therefore the directing flanks of an Echellon are all in the same line, and each distant from its preceding one, a space equal to the front of the preceding division, such Echellon is in a situation by wheeling back, to form in line to the flank, as in S. 156. or to take a position forward as in S. 162.

Fig. 76.

Passing obstacles.

10. In the Echellon march, such division or divisions as may meet with obstacles, will file round them without deranging the adjoining divisions, who preserve the necessary vacant spaces and distances till the broken divisions can again take their places.

11. When

rea
wil
and
wh
pro

CH
I
M

I.
form
or, i
such
the fr
tion
gaine
comp
the fa
shoul
degre
more
that e
direct

2.
into H
and th

11. When a change of position or march to the rear is to be made in Echellon, the battalion or line will in general FACE about, WHEEL into Echellon, and then proceed.—Or, it may be ordered first to WHEEL back into Echellon, then FACE about, and proceed as above.

Changes to the rear in Echellon.

CHANGES OF POSITION OF THE BATTALION FROM LINE, BY THE ECHELLON MARCH OF COMPANIES.

1. When the outward flank men of the company formed three deep is ordered to wheel up three paces, or, if formed two deep, to wheel up two paces, such wheel is sufficient to disengage its rear rank from the front rank of the following one.—In such situation a certain small degree of inclination may be gained to a flank, in proportion to the front of the company which has so wheeled, and the adherence of the several companies close behind each others flank, should facilitate the operation: but when a greater degree of inclination to the flank is required, then a more considerable wheel up by companies is made, that each may thereby be placed in the perpendicular direction which it is to pursue.

2. It has been observed, that the degree of wheel into Echellon is always less than the quarter circle, and that the 8th file from the standing flank is always

Q 3

the

the one to which the named number of wheeling paces (33 inches each) is applied, in order to ensure the parallelism of the companies, however unequal they may be. and whether they wheel backward or forward.--Also, that the degree of wheel made from line into Echellon is always such as is required to conduct the divisions in a perpendicular direction to their future points; and this required degree must be determined by trial, or by the eye of the commander, before he announces his order to HALF WHEEL—QUARTER WHEEL—OR WHEEL any named number of paces, as 2. 3. 4. 5. 6. 7.

S. 154. When a Battalion from Line Wheels forward by Companies to either Flank into Echellon, and Halts.

COMPANIES, WHEEL
FORWARD — PACES
TO THE ———

I. At the general CAUTION, that the companies will wheel forward so many paces to the right or left, so as to place them perpendicular to their future lines of march, the officer, if not already there, moves to the named flank of his company, and the covering serjeant of each at the same time runs out, places himself before the 8th file

Fig. 79. A.
Fig. 86. A.

file from the named flank, immediately takes the said number of wheeling paces, on the circumference of the circle of which his flank man is the center, and then stands fast with his body turned in the line of that flank man, who also faces into the line of his serjeant.—The whole serjeants ought thus to be in a line, but if any small correction is necessary, it will immediately by the commanding officer be made from the leading flank.

Q. MARCH.

Halt, Dress.

At the word MARCH, each company wheels up, till its 8th file arrives close behind the serjeant, at which time the officer who is on the standing flank gives his word *Halt, Dress*, eyes are turned towards him, and the dressing being completed, the serjeant places himself on the outward wheeling flank.

In this situation the flanks wheeled to, remain in an exact line, and also the wheeling flanks, if the divisions are of equal strength: but in proportion to the degree of wheel which has been made will the perpendicular raised from the standing flank of each division cut within the division preceding it, till by the complete wheel of the quarter circle all such perpendiculars coincide, and beyond that, new Echelon situations begin to the rear.

2. When the movement is to be to the rear instead of the front, in that case the battalion will in general FACE to the right about and WHEEL forward into Echelon in the before manner, proceeding as if the line was to its proper front.

Q 4

3. Or

3. Or the battalion may occasionally be first ordered to WHEEL BACK into Echelon (as in S. 158) and then to FACE ABOUT, and MARCH to the rear: they thus do not stand for any time unnecessarily faced to the rear, previous to the operation of marching, which is a circumstance to be avoided as much as possible.

S. 155. When a Battalion, having from Line wheeled into Echelon, Marches forward and Halts; ready to form in such Direction as shall be required.

<p>MARCH.</p> <p>Fig. 79.</p> <p>Fig. 86. A.</p> <p>HALT.</p>	<p>The companies standing thus parallel to each other, and their leaders being on the pivot or flanks wheeled to, at the word MARCH, the whole move on at the ordinary step, each flank on its own perpendicular: each officer is now attentive to preserve the distance he marched off from his preceding pivot, and also his oblique covering in the line of pivots, which remain always parallel to the original line; this requires the greatest care, being an operation more difficult than moving in open column, where all the pivots cover each other in the same line.—</p> <p>These circumstances observed, the Echelon may at any instant be ordered to HALT, and will then be in a situation ready to form up, parallel or oblique to the line it quitted. If parallel, by each division wheeling</p>
---	--

{ wheeling back to the flank of the one immediately behind it. If oblique, by the divisions moving up into the direction which the leading one then has, or is to be placed in, as is hereafter directed.

The Echelon can at no time march in any other direction than in the one to which it stands perpendicular, except that an oblique march of the whole divisions should be required from it.—During the march, the same great regulating circumstances that direct the open column direct the Echelon, viz. the preservation of distance from the preceding leading flank, and the diagonal lining or covering of all those flanks, at the same time that the perpendiculars of march are preserved by each division.—Could the march in Echelon be always executed with the greatest accuracy, each flank leader, covering a certain file of his preceding division, at a certain distance, would ensure exactness: but this alone is not to be trusted to, and is rather to be considered as an aid than as an invariable rule: for, the unsteady or open march of one or more divisions, if productive of a waving or shifting of the following ones, would in a sensible manner influence the whole.—If the leaders of the two head divisions do preserve an equal and steady pace under the direction of the commanding officer, who keeps close on the flank of the first one, and gives such directions to the second as are necessary for preserving the parallelism of the march; those two will serve as a base line on which all the others should cover.—In this, as in every other case, the perfect perpendicular march of the first leader, in consequence of his body being truly placed, and his attention solely given to this object, is what will much determine the precision and justness of the whole.

S. 156. *When the Battalion, having Wheeled from Line into Echelon, has Marched, and Halted, and is to form back, parallel to the Line it quitted.*

WHEEL BACK INTO
LINE.

QUICK MARCH.

Halt, Dress.

Fig. 79. B.
Fig. 86. B.

A CAUTION is given that the companies wheel back into line; on which the pivot men face into the line, and the officers take one step forward.—At the word MARCH, each company wheels back to the new pivot, and on receiving from its officer the word *Halt, Dress*, eyes are turned towards him.—The line being completely formed, officers and serjeants (if not already there) move to their respective places in line, except in the occasional case of wheeling into line, in the middle of a change of position.—For, officers do not then shift from their leading flanks (unless ordered), but remain there ready to fire, and to wheel again into Echelon, to resume the march, when the supposed sudden attack of cavalry is repulsed.

§. 157. *When the Battalion, having Wheeled from Line into Echellon, has Marched and Halted, and is to form up oblique to the Line it quitted.*

Fig. 77.

Various circumstances attend the execution according to the degree of wheel which must be given to the leading company, in order to place it in the required oblique position; and as the number of paces which have been already wheeled from line into Echellon, determine the nature of the Echellon, they are an essential part of the following arrangements.

1. *If the formation is made forward, and the leading company is wheeled up the same number of paces that it before wheeled from line into Echellon, then the others without altering their situation move on, and successively dress up with it*—In this manner does one or more battalions make their changes of position on a flank or central company of the line.

Fig. 79. C.
77. B.

Fig. 77. C.

2. *If its wheel up exceeds that number of paces, the others wheel up one half of that excess, move on, and successively dress up with it.*

3. *If*

3. *If its wheel up is less than that number of paces, the others wheel back one half of what they originally wheeled forward, after deducting one half of what the leading division has now wheeled forward; they then move on, and dress up with it.*

4. *If the formation is to be on the prolongation of the front division as it stands, the others wheel back one half of what they originally wheeled forward, then move on, and dress up with it.*

5. *If the leading division has to wheel back into the new position, the others wheel back (in addition to the one half of what they originally wheeled forward) half of what the leading division has now wheeled, move on, and dress up with it.*

All these specified wheelings are in order to make the divisions stand perpendicular to the lines by which they must march to their points of formation, which lines change in consequence of the position given by the leading division.

S. 158. *When from Open Column, the Companies Wheel backward into Echelon, in order to form in Line on the Head Company.*

Fig. 78. The head company either remains square to the column, or is wheeled forward on either flank into the intended direction of the line, and on the position given it, will depend the relative one which is taken by the other companies, and which the commander will determine to himself, by his eye, or by immediate trial.

COMPANIES, WHEEL
BACKWARD, —
PACES, ON THE —.

Fig 78. A. C.

Fig. 54. A. B.

MARCH.

1. On the CAUTION, that the companies except the head one will wheel back on the right or left so many paces (and which wheel is always backwards, and always on the reverse flank of the column, as being that which afterwards first comes into line,) the officer moves to that flank, and the serjeant of each places himself with his back to the 8th file of the rear rank, immediately takes his named paces, and halts fronts with his body turned in the line of the flank man on whom he wheeled.—At the word MARCH, the company wheels back till the 8th file of the

han that
rs wheel
originally
iting one
ision has
en move

e on the
on as it
one half
led for-
drefs up

has to
ion, the
to the
iginally
hat the
heeled,

o make
y which
which
ven by

S. 158.

Halt, Dress. } the rear rank touches the breast of the serjeant, (who gives a low caution to halt) it is then halted and dressed by the officer from the standing flank, the serjeant places himself on the outward flank, and the whole are now in a situation to march forward, and form in line on the head company, as in S. 159.

2. *If the line was to be formed on the rear company of the column;* that company would remain placed; the others would FACE ABOUT—wheel BACK on the pivot flanks of the column, as being those which afterwards first come into line—MARCH,—and then *Halt, front* successively in the line of the rear company.

3. *If the line was to be formed on the rear company, but facing to the rear:* The whole column would first countermarch, each company by files, and then proceed as in forming on a front company.

4. *If the line was to be formed on a central company of the column:* That company would stand fast, or be wheeled on its own center into a new required direction.—Those in front of it would be ordered to FACE about.—The whole except the central company would WHEEL back the named number of paces; those in its front on the proper pivot flanks of the column, and those in its rear on the reverse flanks, such being the flanks that first arrive in line.—The whole would then MARCH into line with the central

Fig. 78. B.

S.

Fig

Fig

CO

PA

central company, as in S. 161.—If the column was a retiring one, and the line was to front to the rear, the divisions must each countermarch before the formation begun, and the head would be thrown back and the rear forward.

S. 159. *When the Battalion changes Position to the Front, on a fixed Flank Company, by throwing forward the rest of the Battalion*

When the commander has determined the new line to be taken, by placing a person, a. in it, 20 or 30 paces beyond the fixed flank; he orders the serjeant
 Fig. 77. A. from before the 8th file of the flank company to wheel up into that line, thereby to ascertain the number of paces required.—He then directs that company to be wheeled and halted in the new position, and the adjutant to prolong the line as far as the moving flank of the battalion will extend.

COMPANIES WHEEL FORWARD. PACES, TO THE —	}	The CAUTION is then given to the other companies, to wheel towards it, half the number of paces, that the flank one has done, for thereby will each stand perpendicular to the line, which
--	---	--

Q. MARCH.
Halt, Dress.

{ which is drawn from its flank in the old line to its relative flank point in the new one, and it is along such line that each will move—The battalion wheels into echelon as in S. 154.

MARCH.

{ The officer being on the inner, and the serjeant on the outer flank of each company, the whole except the fixed company will move on at the word MARCH as directed in S. 155.

—Shoulder forward.

Halt, Dress up,

{ When the officer conducting the second company approaches within 7 or 8 paces (and not sooner) of where his leading flank is to join the first company already placed, he gives a word—*Shoulder* (the outward one) *forward*, on which the man next to himself preserving the same step gradually turns his shoulder, so as to arrive on the new line square in his own person; and the rest of his division (who till this instant have marched in their original perpendicular direction) conforming to him and proportionally lengthening their step, arrive in full parallel front on the line, so as to have a very small movement to make at the word *Halt, dress up*, which is given by the officer when his leading flank

—Sh

Th
totally
half o
the ol
of tha

flank touches the flank of his preceding company: he himself having nimbly stepped forward when at 3 or 4 paces distance, and being then before that flank, instantly halts his men, and corrects them on the distant given point, their eyes being turned towards him, and the formed division.

In this manner company will come up after company (or division of whatever kind after division) each following one, giving to give the word—

— *Shoulder forward.*

Shoulder forward, when the preceding one gets the word *Halt dress up*, and each officer stepping up to before the flank of his preceding formed company when he is within 3 or 4 paces of it, that he may the more quickly and accurately give his word *Halt, dress up*, to his own men, which they are to do preserving the cadenced step of the division, and not suddenly springing backward or forward.—The serjeants will remain in the line till they are relieved by the officers whose places they occupy.

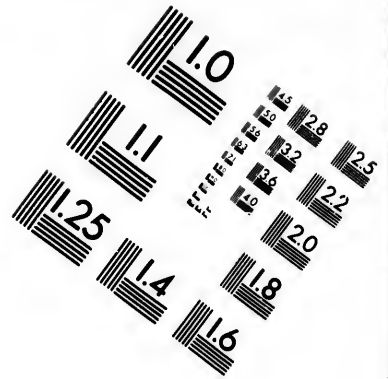
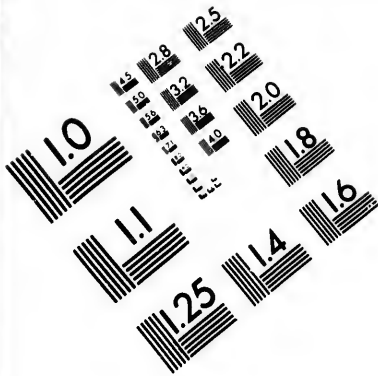
Halt, dress up.

The exact formation in this oblique line depends totally on the companies having wheeled (only) one half of the angle which the new position makes with the old one, for should they at first wheel the whole of that angle, they would be then marching parallel

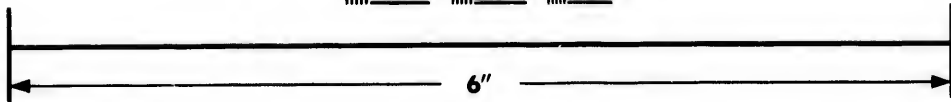
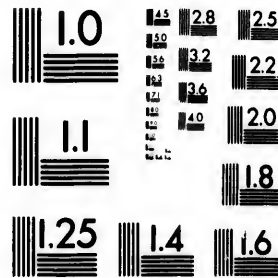
R

to





**IMAGE EVALUATION
TEST TARGET (MT-3)**



**Photographic
Sciences
Corporation**

23 WEST MAIN STREET
WEBSTER, N.Y. 14580
(716) 872-4503

1.5 1.8 2.0 2.2 2.5
2.8 3.2 3.6 4.0 4.5

5.0 5.6 6.3 7.1 8.0
9.0 10.0

to that line, and arrive in it doubled behind each other; whereas by having the other half of the wheel to complete when they come near to the new position, each moves in a perpendicular direction, and disengages the ground required by the succeeding one to form upon.

S. 160. *When the Battalion changes Position to the Rear on a fixed flank Company, by throwing backward the rest of the Battalion.*

Fig. 77. B. The new position is given, and the flank company wheeled into it in the manner already directed, but backwards instead of forward.

<p>RIGHT ABOUT FACE. COMPANIES FORWARD WHEEL — PACES. TO THE — Q. MARCH. <i>Halt, Dress.</i></p>	}	<p>The rest of the battalion FACES to the right about, the companies then wheel forward the given number of paces towards the standing flank—or—as is already men- tioned, they may if so order- ed wheel BACKWARD into Echelon, and then FACE about.</p>
--	---	---

The

MARCH.

The companies MARCH with their rear ranks in front, and form in line in the same manner as when changing position forward; except that the officer of each, having timeously given his word *Shoulder forward*, when his preceding one *Halts, fronts*, and then having disengaged himself from his division, will as soon as his leading flank man of his front rank touches the preceding formed flank, give his word *Halt Front, Dress back*, on which his company fronts, and without hurry dresses back on him and the formed part of the line; he correcting them upon the more distant given point.

— *Shoulder forward.*

Halt front.
Dress back.

Very great activity is required from the officer in dressing up, or dressing back, otherwise the point of appui will not be ready for the next officer who arrives and is to perform the same operation, and this will particularly happen where the change of direction is inconsiderable.—In the successive dressing of divisions in this manner officers are always to line them, so as not to obscure the distant point, but to leave it open and distinct, so that the direction of the line may run at the distance of one file from the given object of dressing.

S. 161. *When the Battalion changes Position on a Central Company, by advancing one Wing, and retiring the other.*

Fig. 80. 1. The central company is wheeled into the new position as already directed, and backwards or forwards according to the wing it belongs to.—Two points D. D. are quickly taken in the line, about where the flanks of the battalion are to extend, and in the line of the central company.

<p>— WING, RIGHT ABOUT FACE. COMPANIES WHEEL — PACES INWARDS. Q. MARCH.—<i>Halt, Dress.</i></p>	}	<p>The retiring wing FACES about—both wings WHEEL their companies inwards and forwards, half as many paces as the central com- pany wheeled.</p>
---	---	--

<p>MARCH.</p>	}	<p>The whole MARCH for- ward into line with the central company, the ad- vancing wing dressing up, and the retiring wing front- ing and dressing back, as already directed.</p>
---------------	---	---

{	<p>2. <i>During the march of divisions to the front, into a new direction, if they should be obliged to form in line in order to repulse a sudden attack of cavalry ; the</i></p>
---	---

HALT.
WHEEL BACK INTO
LINE.

Q. MARCH.
Halt, Dress.

WHEEL INTO
ECHELLON.

Q. MARCH.
Halt, Dress.
MARCH.

HALT, FRONT.

WHEEL UP INTO LINE.

Q. MARCH.
Halt, Dress.

RIGHT ABOUT FACE.

WHEEL INTO
ECHELLON.

Q. MARCH.
Halt, Dress.

MARCH.

the whole will HALT; the inward or directing flank of each will stand fast, and the outward one instantly WHEELS back to its succeeding one; when the enemy is repulsed, the march is resumed by each company WHEELING up its outward flank to its former position, and then proceeding in the movement—during this operation, the officers remain on their Echelon flanks, from thence halt, dress them when they wheel back into line, fire them if necessary, and from thence also wheel them again into Echelon.

3. During a march to the rear, if this operation is necessary—The whole HALT, FRONT; each company instantly WHEELS up its outward flank to the pivot preceding, and the line is thus formed, officers remaining on their Echelon flanks.—When the movement is to be resumed, the whole FACE to the rear, each company again WHEELS forward its outward flank the required number of paces as at first, and the MARCH is continued.

4. If the change of position is a central one: Then both the above operations may take place at the same time.

time. The general situation, if the whole is at any period of the movement halted and formed will be : such central part as has arrived at the new line will be formed in it ; but the flank parts which have not entered, and which join each of its extremities, will be formed in lines parallel to each other and to the position which they quitted.—When one flank only is required to form and halt, the other will continue to pursue its proper formation in the new line.

5. The squareness of each Echelon and individual, and the perfect equality of step during the movement are what alone can produce the decided exactness required in these operations.

S. 162. *When the whole Battalion being moveable, changes Position to front or rear, on a distant point, which is in the Interfection of the old and new Line.*

Fig. 77. 79. *If the change is made to the front; every company is wheeled up to the leading hand, half the number of paces and no more, that would be required to place it parallel to the new position; the whole move on in their perpendicular direction till the flank of the leading company arrives in the new line; it then immediately wheels up as many paces as it before wheeled, and halts, dressed in the new direction.—The other companies march on, and as they successively arrive near the new line, they advance their outward shoulders, and halt, dress in it.*

2. *If*

2. *If the change is made to the rear*; the whole face about, and break into Echellon.—Each again fronts and dresses back when it has arrived in the new line.

This is the movement performed by each of the battalions of a considerable line, except one flank or one central one, in most changes of position made on a point within the line.—For there can be but one battalion of a line which forms on a fixed division; all the others are evidently movable forward or backward; each in proportion to its distance from the general center, and from the point where its leading flank is to rest in the new line.

S. 163. *When from Line, the Companies of a Battalion, march off in Echellon, successively and directly to the front, and again form in Line, either to the front, or to the flank.*

Fig. 81. 1. *As long as the intention is to form to that front*; they may be retired at any named distance whatever behind each other, and when the leading division *Halts*, the others may move on, and dress in line with it.

Fig. 81. B. C. 2. *But when the intention is to form in line to the flank*; the whole will be ordered to *HALT*, or the divisions successively to take any named distance and *Halt*—The directing flank of the leading company will be considered as the first point in the intended oblique line, and the particular direction meant to be given it, will be established by the placing of another point (a.) beyond and before

before it.—A serjeant from each company will run out, and post himself as a pivot, lining on the first given points, and on each other, each also taking a distance from the one before him equal to the front of the division which precedes him.

The rear companies are then, by the oblique march to their directing hands, or by facing and filing should situation require it, marched to their respective serjeants, and then *Halt Front*, square to their former front.—The line is formed by the *WHEEL* back of each company on those established flanks—Or—When the companies are thus placed, the whole may be put in *MARCH* to the front, and preserving their relative situations *HALT* and *WHEEL* back into line, at some more advanced point.

ECHELLON CHANGES BY SUB-DIVISIONS OR SECTIONS.

In the Echellon movements by companies, in order to gain ground to a flank, and afterwards to make a parallel, or an advanced oblique formation.—If the wheel up of each is considerable, it becomes the more difficult to preserve the true distances during the march, and thereby to resume the parallel line when so ordered, by the wheel back of companies.—In many cases therefore such changes, if not limited to fixed points, may be made by the sub-divisions or sections wheeling up three paces only, so that each can afterwards move forward independant and justly, by remaining close behind each other; and this may be done either when the battalion is halted, or when it is in motion, without the intervention of advanced serjeants, or displacing of officers, but merely by the regular wheel up of the division with its outward man, who takes the three ordered paces.

S. 164. *If the Battalion is halted.*

CAUTION.

Q. MARCH.

Halt, Dress.

Fig. 8. A.

Fig. 88. A.

1. The CAUTION is given that the sub-divisions or sections will wheel 3 paces to right or left.—At the word MARCH, the outward man of each sub-division or section, whatever its strength may be, wheels up 3 paces, and each company officer gives the word *Halt, Dress*, to the standing hand: in this situation the divisions will stand parallel, or nearly so, and the front rank of each will be immediately behind the line of the rear rank of its preceding one: the 3 file of colours and center serjeants will wheel up as a separate division parallel to the others.

2. After the wheel of sub-divisions, the company officer will be on the pivot flank of his first one, and his serjeant on that of his second.—After the wheel of sections to the right, the company officer and his serjeant will be on the right of the two leading ones, and an officer or serjeant from the rear on the right of the others.—After the wheel of sections to the left, the leading ones will have an officer or serjeant from the rear on their left, and the company officer and his serjeant will be on the left of the two last ones.

3. A sub-

will run
the first
taking a
the front

ue march
ng should
ctive ser-
r former
k of each
When the
be put in
ctive situa-
ome more

ISIONS

in order
o make a
—If the
omes the
s during
allel line
panies.—
t limited
visions or
that each
nd justly,
this may
lred, or
ntion of
ers, but
on with
d paces.
S. 164.

3. A sub-division of 9 files that wheels up in this manner 3 paces, will stand at an angle of about 20 degrees with its former front, and if it is only formed 2 deep, and wheels up two paces, it will stand at an angle of 20 degrees.—A section of 5 files that wheels up 3 paces will stand at an angle of about 35 degrees.—According to the strength therefore of the division that thus wheels will be the degree of obliquity taken from the former position.

MARCH.

Fig. 88.

At the general word MARCH, the whole move on in their then perpendicular direction, as specified in the Echellon movements, taking care that the step is equal, and that each keeps up to its preceding division, but by no means throws forward its advanced flank, which would necessarily derange the others; and should one division commit this fault, the succeeding one ought not to be influenced by it, but still maintain its equal step, and thereby avoid a shake or hurry in the rear, by which distances and direction would be lost.

HALT.

The whole halt.

WHEEL BACK
INTO LINE.

QUICK MARCH.

4. If the battalion is to resume its former front B. C. it instantly receives the CAUTION to wheel back into line.—At the word MARCH, each division wheels back 3 paces, thereby joining the next standing pivot,

Halt, Dress. } pivot, and immediately receives the
 word *Halt, Dress*, from the leader
 of each company wherever he may
 be (always on the right, to which,
 Fig. 88. } if necessary, he will have shifted),
 to whom the whole of his company
 then turn their eyes, and are by
 him corrected on the standing pivot.

HALT. } 5. After the HALT: *If the batta-*
lion is to form forward, in the direc-
 tion B. D. of its leading division, or
 that that division is previously wheel-
 ed up into a more advanced one.—
 The company leaders will shift, if
 necessary, each to the flank of his
 leading division, if in sections.—A

FROM BATTALION FORWARD.
 MARCH.

CAUTION is given to form battalion,
 and at the word MARCH, the whole
 except the head division move on,
 and each pivot leader of the front
 rank, by a small and gradual turn
 forward of his inward shoulder, if
 necessary, conducts his division at an
 equal pace towards the point of each
 in the new line, and when within 5
 or 6 paces of it, by the bringing
 forward the outward shoulders the
 division arrives in it on a parallel
 front, where each receives from the
 company leader (who is then on the
 moving flank of his company) a
 word *Halt, Dress*, and to which
 each successively conforms as he
 repeats it for them; in this manner
 the sub-divisions or sections will suc-
 cessively arrive in line, observing
 the circumstances of movement al-
 ready

Halt, Dress.

{ ready prescribed. When the line is formed, company leaders, if necessary, shift to the right of their companies.

The whole of these movements depends on the accuracy of step, and the gradual and insensible turn of the shoulders of the pivot leaders, to which the divisions conform, and by which they are conducted on the march, and into the new line.

S. 165. *If the Battalion is in March in Line,*

Fig. 88.

SUB-DIVISIONS,
3 PACES, RIGHT,
WHEEL.

1. The intention being to gain ground to the flank by the Echelon march of sub-divisions or sections, and without making a previous halt.—On the word sub-divisions or sections 3 paces to the right or left wheel; the pivot men of the front rank of each division, turning in a small degree to the pivot hand, mark the time for 3 paces, during which the named divisions wheel in ordinary time on those men, and the 3 files of the colours and center serjeants also wheel up as a division, parallel to the others.—At the 4th pace,

FORWARD.

pace, and at the word FORWARD; the whole move on direct to the front which each division has acquired, the position of leaders being as already described.

WHEEL BACK INTO LINE.

2. Where sufficient ground has been taken to the flank, on the word WHEEL BACK INTO LINE, the pivot men mark the time for 3 paces, turning back in a small degree to their original front, and the sub-divisions or sections instantly wheel backward into line, without altering the time, and at the 4th pace the whole step on, having received the word FORWARD, till the battalion is ordered to halt.

FORWARD.

HALT.

HALT.
FORM LINE FORWARD.

HALT.

3. When sufficient ground has been taken to a flank, and *that a forward formation of the line is to be made*, the head division halts in its then position, or is wheeled up 2 or 3 paces more and halted. The rest of the battalion receives a CAUTION to form on the head division, they continue their march, and, conforming to the directions given in S. 164, by the gradual alteration of their shoulders, arrive successively in line.

When the battalion is in two ranks only, two paces will be substituted instead of three in all those movements, and no unnecessary time need be lost, or pauses made, betwixt the execution of these several words of command.

4. In

4. In these cases the original wheel up of divisions being limited to the 2 or 3 paces which disengages them from each other, the inclination of their flank movement, or of their change of front or position, alters with the strength of such division.—If therefore a small degree is to be taken, they may so wheel by companies, if a greater by sub-divisions, and if a greater still by sections, the close adherence of each to each ensuring (if well executed) the regularity of the battalion during the operation, which is made on the principles, though without all the formality, of the exact Echelon, and may be required and used in many situations of movement, and changes of position.

MARCH OF THE BATTALION IN LINE.

General
attentions.

The MARCH of the battalion in LINE, either to front or rear, being the most important and most difficult of all movements, every exertion of the commanding officer, and every attention of officers and men, become peculiarly necessary to attain this end. The great and indispensable requisites of this operation are, the direction of the march being perpendicular to the front of the battalion as then standing; the perfect squareness of the shoulders and body of each individual; the light touch of the files; the
accurate

accurate equality of cadence, and length of step, given by the advanced serjeants, whom the battalion, in every respect, covers, follows, and complies with. If these are not observed, its direction will be lost; opening, closing, floating, will take place, and disorder will arise, in whatever line it makes a part of, at a time when the remedy is so difficult, and perfect order so essential.

It is evident therefore that every individual should be well prepared for this operation.—But more particularly to ensure its correctness, two or more directing SERJEANTS must be trained to this peculiar object, on whose exactness of cadence, step, squareness of body, and precision of movement, dependance can be had.—The habitual post of the two directing serjeants in the battalion is to be, in the center of the battalion, and betwixt the colours, one of them in the front rank, and one in the rear, that they thereby may be ready to move out when the battalion is to march, one other also covers them in the supernumerary rank.

Directing
Serjeants.

Fig. 11.

At all times when the battalion is formed in line, and halted, the instant attention of the front directing serjeant is (after being assured that he himself is perfectly and squarely placed in the rank) by casting his eyes down the center of his body, from the junction of his two heels, and by repeated trials to take up and prolong a line perpendicular to himself and to the battalion; for this purpose he is by no means to begin with looking out for a distant object, but if such by chance does present itself in the prolongation of the line extending from his own person, he may remark it: he is therefore rather to observe and take up any accidental small point on the ground, within 100 or 150 paces, intermediate ones cannot
be

divisions
engages
ir flank
position,
if there-
so wheel
and if a
of each
arity of
made on
ality, of
d used in
nges of

ION

either to
and most
n of the
of officers
n this end.
his opera-
perpendi-
standing;
body of
files; the
accurate

be wanting, nor the renewal of such as he afterwards successively approaches to in his march.—In this manner he is prepared, under the future correction of the commanding officer, to conduct the march.

S. 166. When the Battalion halted, and correctly dressed, is to advance in Line.

Fig. 32. The commanding officer having previously placed himself 10 or 12 paces behind the exact line of the directing serjeant, will, if such file could be depended on, as standing truly perpendicular to the battalion, and great care must be taken to place it so, remark the line of its prolongation, and thereby ascertain the direction in which it should march; but as such precision cannot be relied on, he will, from his own eye, readiness, and having the square of the battalion before him, make such correction, and observe such object a little to the right or left, as may appear to him the true one; and in doing this he will not at once look out for a distant object, but will hit on it, by prolonging the line from the person of the directing serjeant to the front: or he will order the covering serjeant to run out 20 paces, and will place him in the line in which he thinks the
the

the battalion ought to advance.—
The directing serjeant then takes his direction along the line which passes from himself betwixt the heels of the advanced serjeant, and remarking his object, preserves such line in advancing.

THE BATTALION
WILL ADVANCE.

The commanding officer will give the CAUTION, the battalion will advance, on which the front directing serjeant moves out 6 accurate and exact paces in ordinary time, and halts; the 2 other serjeants who were behind him move up on each side of him, and an officer from the rear replaces in the front rank the leading serjeant. The center serjeant in moving out marches and halts on his own observed points, and the two other serjeants dress and square themselves exactly by him.—If the commanding officer is satisfied that the center serjeant has moved out in the true direction he will acquaint him so, if he thinks he has swerved to right or left he will direct him to bring up the shoulder on that side the smallest degree possible in order thereby to change his direction, and take new points on the ground, towards the opposite hand.

MARCH.

The line of direction being thus ascertained, at the word MARCH, the whole battalion instantly

stantly step off, and without turning the head, eyes are glanced towards the colours in the front rank: the replacing officer betwixt the colours preserves, during the movement, his exact distance of 6 paces from the advanced serjeant, and is the guide of the battalion.—The center advanced serjeant is answerable for the direction, and the equal cadence and length of step; to these objects he alone attends, while the other two, scrupulously conforming to his position, maintain their parallelism to the front of the battalion, and thereby present an object to which it ought to move square: they are to allow no other considerations to distract their attention, and will notice and conform to the direction of the commander only, and if any small alteration in their position is ordered, it must be gradually and coolly made.

Officers.

1. OFFICERS in the ranks can only be observant of their own personal exactness of march, they are then but individuals equally attentive as their men; they are not to attempt to dress their companies by looking along or calling to them, otherwise they will certainly err themselves, and derange the march: such care belongs to the officers in the rear; and well trained soldiers themselves know the remedy that is required, and will gradually apply it.

Colours.

2. The weight of the COLOURS, and the embarrassment attending them in windy weather, rough ground, &c. make it impossible at any time to depend on the officer carrying them for a true direction, or an equal and cadenced step: but they must always
be

be o
tate

3.
head
sequ
depo
toget
the
perm
shou
rema
woul
cent
by th

4.
duce
the c
the e
wher
prize
other
pate
at fir
really
there

5.
part
not h
may b
only d

6.
back
center
list, a

be carried uniformly and upright, thereby to facilitate the moving and dressing of the line.

3. The **MEN** are on no account to turn their **Soldiers.** heads to the colours, but to preserve them, and consequently their shoulders square to the front, and to depend principally on the light touch of the elbow, together with an occasional glance of the eye, and the accuracy of step for their dressing—If heads were permitted to be turned to the center, the inward shoulder would be brought forward, the wings would remain behind, the files would open, and disorder would arise in endeavouring still to adhere to the center, and to counteract what would be occasioned by the fault of principle, and not of the soldier.

4. Inattention, or an inequality of **STEP** will pro- **Step.** duce a waving in the march of the battalion; but the communication of this may often be stopped, by the exertions of the major and adjutant, who seeing where and why it originates, will immediately apprise the companies in fault, and coolly caution the others that are well in their true line not to participate of the error.—A flank of the battalion may at first sight appear to be behind, when the fault really arises from a central division bulging out, and thereby preventing the flank from being seen.

5. Whatever **ALTERATION** is to be made in any part of the battalion must be made gradually, and not hurried, that the consequent shake it occasions may be as little felt as possible; the mounted officers only can point out, and correct such faults.

6. The **FLANKS** on no account are to be kept **Flanks.** back; much less are they to be advanced before the center; in either case the distance of files must be lost, and the battalion will not be covering its true ground:

ground: the convex or concave shape of the battalion will shew this to the commander, and the beginning of each inaccuracy is to be studiously corrected by necessary cautions.—The officer who is on each flank of the battalion, being unconfined by the ranks, and not liable to be influenced by any floating that does arise, may, by preserving an accurate step, and having a general attention to the colours and to the proper line which the battalion should be in with respect to the advanced directors, very much assist in preserving the flanks in their due position: When he observes that a line drawn from himself through the center of the battalion passes considerably before the other flank, he may conclude himself too much retired; when such line passes behind that flank, he may conclude himself too much advanced, he will therefore regulate himself accordingly.—When the battalion in march is convex, the wings must gain the straight line of the centre, by bringing up the outward shoulder; and it must be strongly impressed on the soldier, that in all situations of movement, by advancing or keeping back the shoulder as ordered, the most defective dressing will be gradually and smoothly remedied, whereas sudden jerks and quick alterations break the line and produce disorder.

Rear ranks. 7. The REAR RANKS which were closed up before the march begun, must move at the lock step, and not be allowed to open during the march; the correct movement of the battalion depends much on their close order.

Armscarried. 8. Supported ARMS are allowed when halted or when in column, as not interfering with its exactness; but in the march in line, arms are always to be carried SHOULDERED, as otherwise it is in vain to look for a just line, or true distances of files, and
 floven.

flo
 pl
 qu

 con
 the
 floa
 line
 be
 ing
 and
 the
 RIC
 the
 WAR
 man
 char
 and
 whe
 form
 direc
 man
 on in
 the o
 the c

HALT

lovenliness, inaccuracy, and disorder, must take place at a time when the most perfect precision is required.

9. The COMMANDER must himself attend to the correct movement of the directing serjeant; if during the first 20 paces he perceives steadiness, and no floating in the battalion, he may be assured that the line of march is justly taken; but the contrary will be the case if (the parallel front of the battalion being preserved) he sees the files on one flank opening and on the other crowding; he will instantly apply the remedy by ordering the directing serjeant — **RIGHT SHOULDER FORWARD**, if the opening is on the left of the battalion, or, **LEFT SHOULDER FORWARD**, if the opening is on the right: At this command the serjeant making an almost imperceptible change of his position (by bringing up one shoulder) and of his points, and the colours in the battalion when they have advanced 6 paces to his ground conforming to it, the whole will by degrees gain a new direction.—Every change of direction made in this manner must produce a kind of wheel of the battalion on its centre) one wing gradually giving back, and the other as gradually advancing, an attention which the commander must take care is observed.

Change of direction on the center in march.

Fig. 82. D. E.

HALT.

The battalion marching in perfect order, when it arrives at its ground receives the word HALT; the step which is then taking is finished, and the whole halt; eyes remain turned towards the center, the whole remain steadied, and the commanding officer places himself close to the rear rank, in order to see whether the battalion is sufficiently dressed, and in a direction perfectly parallel to the one it quitted.—No preparatory

S 3

ratory

{ratory caution is to be used before halting, such caution supposes and encourages incorrectness and creates uncertainty : at the word halt, the whole halt firmly.

When the battalion is advancing in line for any considerable distance, or moving up in parade, the music may be allowed at intervals to play for a few seconds only, and the drums in two divisions to roll, but it is the wind instruments only which play, the large drum, or any other instrument whatever which marks time by the stroke, is not to be permitted.— When the line is retiring, music are never to play.

S. 167. When the Battalion is to Dress.

It is evident that in the DRESSING of a single battalion after the halt, whatever correction is necessary, must be made by advancing or retiring the flanks, and not by moving the centre, which having been the guide in the march, has justly stopped at the point where it has arrived.

DRESS.

1. When the commanding officer gives the word DRESS, the company officer on the left of the colours instantly dresses the 6 or 8 files to the right of the colour in a proper parallel direction, the two wings immediately conform to the center, and afterwards receive the word

EYES, FRONT.

EYES, FRONT.

2. Should

Fig. 82. G.

BATTALION, RIGHT;
DRESS.
MARCH.

Halt, Dress.

2. Should the commander require a more exact dressing than the above gives, he will order one colour to advance one step, and FACE to the left, also the second company officer on the left of the colour to advance one step, and FACE to the left; then the flank company officers to advance, and to face to the center; then each other company officer instantly to COVER those at their due distances, and face to the center; then the officers of the left wing to FACE about, so as the whole stand fronted to the left.—Then BATTALION, RIGHT, DRESS, on which the companies MARCH up to their respective officers, who are favourably posted for halting and dressing each his company; after which, and without loss of time, the officers front into line.

3. It must be observed in this mode of dressing, whether it is taken from the center, or from a flank, that platoon officers, who originally face to the left, take distances equal to the front of their own platoons from the officer before them; but such as face to the right must take distances from the officer before them equal to the front of the platoon, which in line is on the right of them.—When circumstances allow the dressing to begin from the left, an advantage arises, that the officers do all originally face to the left.

Change of
direction on
the flank
halted.

4. A small change of direction may in this manner be given to the battalion when halted, either on a flank or central company.—To the *Front* by advancing and placing the officers.—To the *Rear* by the covering serjeants in the same manner giving the ground, the men facing about, lining with the serjeants; then fronting; and the officers replacing the serjeants. But a flank is never in such case supposed to move above 20 or 30 paces.

The battalion may also be occasionally dressed in the following correct manner.—One of the colours is advanced some paces.—An under officer on one flank of the battalion is placed in a determined line.—An under officer on the other flank lines himself with the last placed one, and the colour.—The two center grand divisions are moved up to the colour, and dressed to each flank.—The wing grand divisions then move up, and the grenadier and light company in same manner. This dressing may soon be made if done at the ordinary pace, without hurry, and that the chiefs of divisions aligne in the prolongation of the base.

S. 168. *When the Battalion is to retire.*

It is evident that it ought to be previously dressed with the same correctness, as when it was to advance, and the same care in ascertaining the direction of its march must be taken.—Therefore before the retreat is to begin, an officer will have placed himself 30 paces in the rear, so as to stand perpendicular to the front directing serjeant, and of course he will be in the line, or nearly so, of the directing serjeants.

THE BATTALION
WILL RETIRE.

At the word, the BATTALION WILL RETIRE, the directing serjeants face about. The same center serjeant that directs to the front, directs also to the rear; he moves on in the line of the advanced officer, 6 paces beyond the rear rank and halts; and the other serjeants are on each side of him.

RIGHT ABOUT FACE.

At the word RIGHT ABOUT FACE, the whole face; and the supernumerary officer who replaces the directing serjeant, moves up into the leading rank; a mounted field officer passes through to the rear, and the directing serjeant in the interim prolongs his line, and takes his objects betwixt the feet of the posted officer.

Immediately

MARCH. { Immediately after facing about, the word MARCH is given and the whole proceed in the same manner, and with the same attentions as in moving to the front; the directing serjeant conducting on his points, under the correction of the field officer who is 10 paces behind the battalion.

HALT, FRONT. { When the battalion is to front: it receives the word HALT, FRONT, and immediately halts and fronts, the serjeants, &c. resuming their proper stations; it is then dressed if necessary in the manner already prescribed.

Attentions in marching. 1. In marching to the REAR, the battalion must cover its proper extent of ground.—The rear rank men must avoid closing their files more than usual, otherwise the front men who are in general larger, will be crowded in their rank.—Music, drums, supernumerary officers, &c. will take care to march with exactness, not to interrupt, but rather to assist the battalion.—The battalion is not to FACE about, till every thing is prepared for its instant MARCH, and its HALT, FRONT, is one command: when retiring therefore it never unnecessarily stands faced to the rear.

Wing platoons. 2. When the WING companies of a battalion are wheeled backward and faced outward in order to cover its flank.—Such companies if during the retreat they march in file, will take particular care to move in the same direction as the battalion and not impede its progress. When the battalion fronts, those companies will face outward, and always recollecting that their immediate business is to cover the flanks,

Fig. 83. A. B.

flanks, they will regulate their position and movements by those of the battalion.—When marching they move in file perpendicular to the line of the battalion: when fronted they make an angle with it of about 45°. according to the apparent circumstances that threaten.



S. 169. Changes of the Battalion when in Movement.

The battalion when marching in front, must be much accustomed to step out, to step short, to oblique to right or left, and to change direction by a small and gradual turn of the shoulder: all these must be executed with the utmost precision, in perfect cadence, and upon decided words of command, as they are operations wanted and essential to the perfect movements of a considerable line.

RIGHT OBLIQUE,
FORWARD.

1. Obliquing a battalion in a parallel direction to gain a flank, or to preserve a given appui, is a difficult, but necessary operation. —Obliquing a battalion when in line with others for a few paces in order to correct an interval, must be done without eyes being turned from the center.

LEFT SHOULDER
FORWARD.

RIGHT SHOULDER
FORWARD.

2. Change of direction on the march begins with the leading serjeant, and is conformed to by the center and by the battalion, when they arrive at the point where the serjeant begun it; it must be made almost insensibly, and gradually in proportion to the extent of the body, that is thus to change direction, for without incurring disorder, the outward flank can only get into line by lengthening its step which requires time.

3. Obliquing the battalion by the wheeling up of sections or sub-divisions is performed as in S. 164 and is used where a considerable space is to be gone over.

4. Change of front and position, by sub-divisions or sections, is performed as in S. 165.

RIGHT, WHEEL.

FORWARD.
HALT.

5. If the battalion halted or in movement is required to make a wheel on a flank, with an uniform front, such wheel can seldom be wanted to exceed the 8th or 6th of the circle. On the word, to the right wheel, the right marks the time, the center takes a half step, and the left a full step, the intermediate parts of the battalion conforming accordingly; and at the word forward, or halt, the whole are directed by the center; this movement requires every aid that can be given by the mounted and supernumerary officers.

6. If the battalion in movement is required to make a small change of front on the center.—The center will mark the time, a very small turn of the shoulders will be gradually made, the wings will conform, one advancing, the other giving back, till at the word forward the whole move on as before.

7. A battalion halted may change its position forward to a certain degree, or throw back a flank, in a manner that gives great protection during the movement if made near an enemy.—At the word MARCH, the right company, or left, *wheels* into the new direction, and the rest of the line at the same time moves on in front, and by command OBLIQUES to join the left of the first company.—When the right flank of the second company has arrived there, it also *wheels* up into the new direction, and the rest of the line continues to oblique to join its left flank. In this manner the line preserves its uniform front, obliques, and gradually enters the new position as its leading company arrives in it, at the same time that it covers and protects the flanks of the formed companies.—By the same means also will a battalion throw back any number of its divisions in presence of an enemy: The angular company will give the direction, the rest FACE ABOUT, MARCH, OBLIQUE, successively *wheel* into it, and *front*.—The outward company of all which may be formed as a flank to the battalion, will march in file, and cover the flank. Before this movement commences, officers must shift to the inward flank of their companies, in order to dress them on the given distant point after the wheel, in the same manner as in the Echellon movements, of the nature of which this partakes.

Wheeling up
or throwing
back the
whole or part
of the bat-
talion.

Fig. 87.

Fig. 89.

PASSAGE

PASSAGE OF OBSTACLE WHEN THE BATTALION IS MARCHING IN LINE.

Passage of
the obstacle
in close co-
lumn, either
in advancing
or retiring.

Fig. 84.

When the battalion is marching either to front or rear, the partial obstacles that present themselves will be passed, by the formation, march, and deployment of the close column.—Such parts as are not interrupted, still move on in front; such parts as are interrupted, double by divisions as ordered, behind an adjoining flank or flanks, and in this manner follow in close column in their natural order. As the ground opens they successively deploy, and again perfect the line.—The columns are always behind the line, and march closed up.—The formed part of the battalion, whether advancing or retiring, continues to move on at the ordinary pace, and in proportion as the obstacles increase or diminish, will the formed or column parts of the line increase or diminish.

General
attentions.

In general the columns formed will be of subdivisions; the first sub-division that is obliged to double will be directed to which hand by the commander of the battalion, the others as they successively double will in consequence place themselves behind it, and behind each other, and the hand first doubled to, will be that which presents the opening most favourable to the subsequent march, and formation, and which the commanding officer will always hold in view, and order accordingly.—The interrupted body will double to one or both flanks, according to circumstances, and the order it receives. Obstacles that impede a flank will occasion a single column to be formed from the flank towards the center. Obstacles that impede the center or a central part of
a wing,

a wing, will if considerable occasion two columns to be formed, from the center towards the flanks.—The columns will follow a flank of such part of the line as is not impeded; and either in doubling into column, or extending into line, the rear divisions will conform to the movements of their then leading one.—No part less than the front of the column doubles or moves up, and when half or more of a battalion must be thrown into one column, it will be ordered by companies.

S. 170. When the Obstacle presents a considerable Front parallel to the Line.

Fig. 84. C. D.

CAUTION.

HALT, FACE.

Q. MARCH.

Halt, Front.
Q. March.
Ordinary.

The divisions impeded must all at once double behind such one or two other divisions as clear them of the obstacle.—In this case a timely caution is given by the commanding officer to the part of the line that is to pass the obstacle; the necessary portion of the line, when within a few paces of where it is impeded, is ordered to HALT, FACE, either to one or both flanks, and the heads of the sub-divisions (except the leading one) disengage to the rear. The whole MARCH quick, and each as it arrives square and close behind the preceding one, halts, fronts, and marches forward, taking up the ordinary step when closed up. The leaders of the sub-divisions of the column remain on the flank next the opening which they are to fill up.

S. 171.

S. 171. *When a Point of the Obstacle is presented to the Line, and that it continues to increase.*

Fig. 84. G.

CAUTION.

HALT.

FACE.

Q. MARCH.

Halt, Front.

Q. March.

Ordinary.

The doubling is then successive, beginning with that division which is first interrupted, and continuing as it becomes necessary till the column can advance in clear ground.—In this case the sub-division impeded will be ordered by the commanding officer to HALT, FACE, MARCH—*Halt, Front, March*, by its own leader, and follow the one adjoining to it, which makes the flank of that formed part of the line.—When this last sub-division also becomes impeded, these two perform the above operation, and place themselves in column behind the next sub-division.—The three, the four, &c. successively repeat it as the narrowing of the ground requires (and upon the words given by the commanding officer, or by the officer of the then head division, should the commanding officer be otherwise employed) until the obstacle ceases to interrupt the march of a formed part of the line.

S. 172.

S. 172. *When the Obstacles is passed, or diminishes, and that the Line encreases.*

HALT.	}	If it is of such a nature as to permit of the complete extension at once into line: the whole column performs it by the commands and deployments of the close column on the front division which then makes part of the line.
FACE.		
Q. MARCH. <i>Halt, Front.</i>		
Q. <i>March.</i> <i>Ordinary.</i>		

Fig. 84. T.H.	}	But when the obstacle diminishes by degrees only; then the divisions of the column must come up into line successively as the ground opens, and the remainder of the column must in diminishing shift towards the obstacle, in the same manner that it before shifted from it in encreasing. When the second sub-division of the column can therefore come up; its leader or the commanding or mounted officer gives the word for his own and the following sub-divisions HALT, FACE, MARCH, and when opposite to his ground HALT, FRONT, MARCH, and when he is up in line ORDINARY.—It depends on the opening of the ground whether more than one division of the column can come into line at the same flank movement.—This operation is repeated by the mounted officer, or the leader of what is then the second sub-division, as often as such sub-division sees that it
HALT.		
FACE.		
Q. MARCH. <i>Halt, Front.</i> <i>Q. March.</i> <i>Ordinary.</i>		

T

is

{ is proper to move up into line, and is
 conformed to by the rear of the column
 } till all its divisions have successively ar-
 rived in the line.

The commanding officer himself or a mounted officer must as much as possible order the doubling of the divisions, and their moving up into line; and particularly when any considerable part of the battalion is obliged to double into one column.—But if there are several doublings in the battalion at the same time, he can only direct the most considerable one, and the others must be ordered by their several head officers.

General
 attentions.

These movements are all made on parallel and perpendicular, not oblique lines, and the progress which the formed part of the battalion is constantly making, shews that no time must be lost either in giving or executing the words of command, and that the divisions of the column must be well closed up, and its movements quick, firm, but in perfect order.—The divisions of the column form successively into line, as the obstacle permits them, or again double so as to conform to the shape of the ground, which must always be filled up.—The march of the uninterrupted part of the line must be steady and exact, and the openings made must be carefully preserved from the center while it continues to direct, or from whatever point does so while the center is impeded; the columns depend on the formed parts of the battalion to which they are attached, and are independent of each other.—When the center is interrupted, a named company officer of the line will be ordered to advance 6 paces to regulate the whole till the directing serjeant of the center can again resume his true and original line, which he by advancing singly from the column will endeavour to do as soon as possible.

Whether

Whether the battalion is advancing or retiring the same operations take place, and the columns in both cases are behind the formed part of the line : in retiring the rear rank leads.

S. 173. *When the Battalion fires, during the Passage of an Obstacle.*

HALT.

If the battalion in *advancing* should be obliged to fire; it HALTS in the situation it is then in, executes such firings as are ordered, and again advances.

HALT, FRONT.

If the battalion in retiring is pressed by the enemy, the part in line will HALT, FRONT, the part in column will move on till the last division arrives in line and will then HALT, FRONT. The firing that is ordered will be executed; and when it is again proper to retire, the whole will FACE about, the part in line will MARCH, and the columns will also be put in MARCH when the line arrives at their head.

RIGHT ABOUT FACE.
MARCH.

S. 174. *When a Battalion is advancing it may also under certain Circumstances pass such Obstacles as present themselves, by File.*

Fig 84.
I, K, L, M.

In such case the interrupted division or divisions will be ordered to **FACE** either to one or both flanks, and closely to follow in file such parts of the battalion as are not broken: the filing will encrease as the obstacle encreases, but as it diminishes, file after file will successively and quickly move up to their proper place till the whole are again formed; and during this operation, the leading file will always remain attached to the flank of the part in line.—The same rules that direct the doubling in column, direct the doubling by files; when a sub-division files it will be from the flank only; when a company files it may be from both flanks; and if a larger front than 2 companies is interrupted, it then doubles into column.—Where the obstacles are of small extent, but frequently occurring, this mode is the readiest that can be applied in advancing; but in retiring it cannot be used, if the enemy are at hand to press upon the battalion; and therefore the passing by column is to be looked upon as the general method.

In plate 10. fig. 84.—The position A. is a battalion and part of two others formed in line, they advance meeting with obstacles.—B, three sub-divisions of the left of the battalion have doubled.—C, one sub-division of the right has also doubled.—D. a central obstacle now occurring three sub-divisions of the right and one of the center, also two of the left,
6 and

and three of the center have doubled.—E. one of the right has moved into line, and one more of its center has doubled, also one of its left has moved into line.—

F. the whole divisions have moved into line, except three sub-divisions of the left which are in column.—

G. the three sub-divisions of the left remain in column, and two on the right and three at the center have again doubled.—H. the whole having arrived on open ground have moved up into line, except one sub-division on the right.

If the battalion A. instead of advancing in front, is supposed to have faced to the right about and to be retreating; the positions of the divisions in column will be the same as above, they performing their movements, with their rear ranks in front.

The positions I, K, L, M, shew the passage of obstacles, by the impeded parts filing round them.—At N, the line is again completed.—O, P, shew the passage of a wood, by the filing of companies.—At Q, all obstacles are passed; and the situation of part of the adjoining battalions also appears during this march.

S. 175. *When the Battalion moving in Line, passes a Wood, or other impediment, to front or rear, by the filing of Companies;*

PASS TO THE FRONT.

Right, turn.

Fig. 84. O. P.
Fig. 85. A.

1. *If to pass a wood or other embarrassed ground to the front; when it is found necessary to break the battalion, the commander will order it to PASS from the right of companies to the front, on which each company officer orders his company right turn, wheels out his leading file, and passes on as fast as the difficulty of the ground will allow him, endeavouring to preserve a relative distance from the left as being the head of the column, or from the other flank if particularly so ordered.—* Each officer on arriving at the farther edge of the wood will *halt* his company, and remain till the others are come up, and till the whole are ordered to march out, and form in battalion; which will generally be done by standing in open column the left in front, dressing pivot flanks,

flanks, and wheeling up into line.—Or, if the companies form separately on the edge of the wood, they will march out and join in the battalion.

2. *If to pass to the rear.*—When the battalion retiring in line, arrives at the point where it must break, it is ordered to, **PASS, COMPANIES BY FILES.**—The leader of each gives his word *left turn*, and proceeds as above directed; the heads of files are regulated from the left; and after quitting the wood, at an ordered distance, they **HALT FRONT** into column, the right in front, and **WHEEL** to the left, up into line—The line then again retreats if necessary.

3. *If a battalion in first line passes through a second which advances and relieves it.*—The second marches up to within 12 paces of the first and halts.—The battalion of the first then receives the word **PASS COMPANIES BY FILES.**—Each leader gives his word *Right face, 2. march*, and proceeds at a quick pace to the rear through the second line, which, whenever the head

PASS COMPANIES BY FILES.

Left turn.

2. March.

HALT, FRONT,

Fig. 91.

PASS COMPANIES BY FILES.

Right Face.

2. March.

HALT FRONT.

of a division presents itself, throws back as many files as are necessary to give it passage, and again immediately moves up; the retiring files who are regulated by their left, at any ordered distance HALT FRONT into column the right in front, and WHEEL FRONT into column the right in front, and WHEEL up to the left into line.

PASS COMPANIES BY
FILES.
Left turn.
Q. March.
&c.

4. *When the second line does not advance to relieve the first.*—The battalion of the first line retires, and when it comes within 12 paces of the second, it then receives the word to PASS COMPANIES BY FILES; each leader orders to the *left turn*, and proceeds as before directed; the column when halted and fronted, having its right in front.

Circumstances may require, that the companies should PASS from their proper left instead of the right, in which case the leaders will shift and conduct such left, until the line is formed, when they will again resume their proper places.

5. *If a battalion in second line passes by files to the front, through a first line.*—It will advance within 12 paces of the first one.—On the command to PASS to the front by files; each company leader will give his word

word *right turn*, and move on at the head of his file in ordinary time, through the first line, which makes openings for it.—When the rear of the files has passed; the battalion will be ordered HALT FRONT in column the left in front—WHEEL into line—and may then advance.

There may be occasions, where instead of halting in column, and wheeling into line.—The battalion may be ordered to form by the rear files moving up to their front leaders; but the line thereby obtained will generally be a very inaccurate one, and not fit to advance without a halt, and a previous dressing.

6. *If a battalion in second line advances and passes in front, through a first line which it is to relieve.*—The first line will at the necessary instant wheel back by companies into open column, the advancing battalion will pass through it, such files as are interrupted following to the right, moving up as soon as they can, and the battalion thus reformed moving on to its object,—or,—if a battalion advancing in front meets with a line retiring, this last will throw itself into open column, and halt, till the advancing battalion has passed—*or*,—if a line is retiring in files, it will in same manner halt square when it meets the advancing line, allow it to pass and then proceed.

S. 176. When the Battalion retires by alternate Companies in two Lines.

RIGHT COMPANIES,
HALT, FRONT.

LEFT COMPANIES
HALT, FRONT.

RIGHT COM- { ABOUT FACE.
PANIES. MARCH.
 HALT, FRONT.

LEFT COM- { ABOUT FACE.
PANIES. MARCH.
 HALT, FRONT.

The right companies stand fast, or, halt front if the battalion is already in motion.—The left retire in line a given number of paces and halt, front: on which the right companies retire in the same manner beyond the left, and halt, front.—In this way they proceed till the battalion is ordered to form.—One colour remains on the flank of its proper company in each line and directs its movement, for which purpose a serjeant will advance 6 paces before it, during the march. Distances are preserved from that colour.—The eyes of each line remain turned to their colour, and officers are on the inward flanks of their companies.—

companies.—Each line has a command.—The light infantry may be divided in the intervals of the first line, retire with it, and change to the other line, whenever it becomes the advanced one: in this situation they cover the retreat and may occasionally fire.

S. 177. *When the Battalion advances, or retires by half Battalions, and fires.*

LEFT WING	}	HALT. MARCH.	1. If the battalion is in march and advancing.—The left wing HALTS when ordered, and the right one continues to move on 15 paces, at which instant the word MARCH being given to the left wing, the right at the same time is ordered to HALT, to fire and load, and the left marches past them, till the right wing being loaded and shouldered receives the word MARCH, the other wing HALTS, fires, &c. and thus they alternately proceed.
RIGHT WING.	}	HALT. READY. PRESENT. FIRE. MARCH.	
LEFT WING	—	HALT. READY. &c.	2. If

<p>RIGHT WING, HALT FRONT. LEFT WING, HALT FRONT.</p>	<p>{ READY. PRESENT. RIGHT WING. { FIRE. ABOUT FACE. MARCH.</p>	<p>2. If the battalion is in march, and retiring.—The right wing is ordered to HALT, FRONT, and when the left one has gained 15 paces, and receives the word HALT, FRONT, the right wing is instantly ordered to FIRE, to load, to FACE about, and MARCH 15 paces beyond the left, where it receives the word HALT, FRONT, on which the left wing gets that of FIRE, and in the same manner alternately proceeds, every due dispatch being made in re-loading.</p>
<p>LEFT WING, HALT FRONT. LEFT WING.</p>	<p>{ READY. PRESENT. FIRE. &c.</p>	

There must be a commander for each half battalion.

One colour remains on the inward flank of each half battalion, to which the men continue to look, by which they move and before which a directing serjeant advances 6 paces.

The make ready, present, fire of the advanced wing is instantly to succeed the march of the other advancing wing, or, the halt front, of the retiring wing.

In the half battalion firing, advancing and retreating.—If formed 2 deep, both ranks will fire standing. If formed three deep, the front, and center rank fire standing, and the rear rank remains shouldered in reserve.

S. 178. *When the Battalion forms a Square, or Oblong.*

CAUTION.

FORM SQUARE.

COMPANIES INWARDS
FACE.

2. MARCH.

Halt, Front.

Fig. 92.

1. The 4th, 5th, 6th battalion companies stand fast (in consequence of the explanatory caution that is given preparatory to forming the square), the rest of the battalion faces inwards, and disengages the heads of companies to the rear; the colours and their coverers fall back, the 4th company closing to the left to fill up their place. They march quick.—The 7th, 8th, and light companies place themselves in open column behind the 4th, the grenadiers place themselves between the light company and the 1st.—When these three last companies close up to the 8th and 2d, and face about (having each first countermarched, if it is thought necessary to have the front rank outermost) at the same time that the 7th, 8th, and the 3d, 2d, wheel outwards, the oblong stands complete, or, the square may be a perfect one, if it is composed of the eight battalion com-

{ companies only; the grenadier and light company being in reserve in the rear, ready to be applied according to circumstances.

CAUTION.

FORM SQUARE.

COMPANIES BACKWARD WHEEL.

Q. MARCH.

Halt, Dress.

RIGHT ABOUT FACE.

MARCH.

Halt, Front.

Dress.

Fig. 90.

{ 2. *The square or oblong may be formed by the 4th, 5th, 6th companies standing fast.*—The rest of the battalion wheels backward, each company the 8th of the circle, on its inward flank.—They face about. They march to complete the square as above; each wheeling when it comes to its ground, and then fronting; and in this manner will the proper front rank of the rear face be outward.—The commanding officer, colours, and their coverers, drums, &c. &c. are within the square, as also the battalion guns, which are shifted to wherever they are most necessary.—The square is composed of the front, the right, the left, the rear faces: the front face is that on which the square originally forms.

THE SQUARE WILL MARCH, TO FRONT, REAR, RIGHT, OR LEFT.

{ 3. *When the square or oblong is to march by any one face.*—The side which is to lead is announced; the colours move up behind its center; the opposite side faces about; and the two flank sides wheel up by sub-

MARCH.

Fig. 93. A.

HALT.
FRONT, SQUARE.

THE SQUARE WILL
MARCH, BY THE
RIGHT FRONT AN-
GLE.

Fig. 93. B.

MARCH.

sub-divisions, so as to stand each in open column.—The square marches, two sides in line, and by their center; and two sides in open column, which cover, and dress to their inward flanks on which they wheeled up, carefully preserving their distances.—The square halts, and when ordered to front square, the sub-divisions in column immediately wheel back, and form their sides, and the side which faced about again faces outwards.

4. *When the perfect square is to march by one of its angles in the direction of its diagonal.* A CAUTION is given by which angle, and the two sides that form it stand fast, while the other two sides face about.—The whole then by sub-divisions wheel up one eighth of the circle, 2 sides to the right, and 2 sides to the left, and are thus parallel to each other, and perpendicular to the direction in which they are to move, the pivot flanks being in this manner placed on the sides of the square.—Each side being thus in Echelon, and the colours behind the leading angle, the whole are put in march, carefully preserving the distances they wheeled at, and

HALT.
FRONT, SQUARE.

and from the flanks to which they wheeled.—After the HALT, and at the word FRONT SQUARE, the whole wheel back into square, and the two sides that require it face about outward.—When the oblong marches by one of its angles, its sub-divisions perform the same operation of wheeling up, each the eighth of the circle; but its direction of march will not be in the diagonal of the oblong, but in that of a square, viz. of the line which equally bisects the right angle.

Fig. 93. C.

The angular march of the square or oblong may be made in any other direction to the right or left of the above one; but in such case the sub-divisions of two opposite sides will have to wheel up more than the eighth of the circle, and those of the other two sides proportionally less, in order to stand as before perpendicular to the new direction, the sum of these two wheels will always amount to that of a quarter circle, and their difference will vary as the new line departs more or less from the equal bisecting line; this will be known by first wheeling up the two angular divisions till they stand perpendicular to the new direction, and then ordering all the others to conform accordingly.—This movement is very difficult in the execution, and cannot be made with any degree of accuracy, unless the perpendicular situation of the divisions is correctly attained, and carefully preserved.

5. *The square halted changes direction on any one of its files; by that file wheeling up on*

on one of its flank divisions, which is previously placed; its two flank sides at the same time make a similar gradual change to comply with the alteration; and the rear side marches in file to complete the square.

6. *When the square in march halts and fronts, to repulse an expected attack, of cavalry.*—The front rank kneels, and present their bayonets sloped; the two rear ranks fire standing; either companies by ranks successively, or companies (independent of each other) by sub-divisions, one firing when the other has loaded; or companies by files as ordered; the front rank remaining as a reserve.—Should the battalion be formed only two deep, the front rank will remain kneeled, and the rear rank will fire by files.

7. *The front and rear faces of the square or oblong in march are increased,* by repeatedly adding to their flanks 4 divisions from the column sides which are thereby shortened, and oblique outwards to cover: they are decreased by the 4 outward divisions of the front and rear repeatedly becoming part of the flank sides, which are thereby lengthened, and oblique inwards to cover.—Thus, either advancing or retreating, the whole may diminish to two sub-divisions in front, or, if necessary, to a double file marched off from the center of the leading face.

8. *When the square or oblong forms in line on one of its sides, or on any named company which is placed in a given direction.*—

U

Fig.

Fig. 94. Each other company will be WHEELED up more or less, till it stands with its inward flank perpendicular to its point in the new line, to which the whole will MARCH and enter successively, the outward companies taking care not to impede the inner ones, which must form before them. According to the part of the battalion formed on, will this operation be more or less complex.— Or, this may be done by the facing and Flanking of each division from its inward flank, to its point in the new line where it will form up.

9. *If, from open column of march, it is necessary to make front in oblong 3 deep to both flanks.*—The leading division *Halts*, the other divisions of the column will take half distance and *Halt*: the half divisions will WHEEL outwards, *Halt*, and form an oblong, closed in the rear by the last division. When column of march is to be resumed, the half divisions will WHEEL backwards into column, and the battalion will proceed.—If there are several battalions in the column, each will form as above, closed by its own front and rear divisions; and the distances betwixt battalions will also be closed.

10. *If a battalion is marching in open ground, where it is necessary to be prepared against the attack of cavalry.*—It may move in column of companies at quarter distance, one named company in the center being ordered to keep an additional distance of 2 files; in this shape the battalion is easily managed, or directed upon any point.— Fig.

center of the column, by the rear face, if necessary, opening from its center 2 paces, and again closing in.

When ordered, the 2 first ranks all round the column will kneel and slope their bayonets, the 2 next ranks will fire standing, and all the others will remain in reserve; the file coverers behind each officer of the sides will give back, and enable him to stand in the 3d rank.—*When the march is to be resumed*, the sections that closed up fall back to their distance; the sections then WHEEL back into column; the officers, sergeants, &c. take their places on the flanks; and when the column is again put in motion, the companies that closed successively take their proper distance.

Unless the companies are above 16 file they cannot be divided into 4 sections: If therefore they are under 16 file, and told off in 3 sections, the column will march at the distance of a section; and in forming the square, the 2 outward sections will wheel up, but the 3d one will stand fast, and afterwards, by dividing itself to right and left, will form a 4th rank to the others; in resuming column the outward sections wheel back, and the rear of the center sections easily recover their places: as to all other circumstances they remain the same.

BY the foregoing REGULATIONS, and the RULES they lay down, is every battalion to direct its practice; to regulate its parades, guards, and field exercise; to disuse whatever is contrary and repugnant to them; and in no instance to deviate from the principles they contain, for, to their strict observance is every one enjoined.—Among many other essential circumstances they pointedly require hurry and disunion to be avoided; order and mutual effort to be held sacred; ranks and files closed; music to be disused in instruction, march, or manœuvre; uniformity of position; equality of step in length and cadence; accuracy of distances; precision of file marching; movements and formations made on determined points and lines, and mounted officers ready and accustomed to give such points and lines; alertness and intelligence in officers; energy and decision in their commands; modes of execution fully determined, and never varying.—Thus, previous explanation being no longer necessary, prompt performance in all situations may immediately follow the ordered measures of the commander.

D. D.

End of THIRD PART.

BY

U 3

INSPEC.

INSPECTION OR REVIEW

OF A

BATTALION OF INFANTRY.

THE battalion marches to its ground in open column of companies or half companies;—marches into the alignment by companies;—forms in close order;—takes open order as directed in the formation of the battalion.

In this disposition, and the whole dressed to the right, the general is awaited.—He is to be received with the compliments due to his rank, as set forth in the regulation of military honours.—The colonel and lieutenant-colonel on this occasion are on foot at the head of the colours; at all other times they are to remain on horseback.

A camp colour is to be originally placed 80 or 100 paces in front of the center of the battalion,
where

where the general is supposed to take his station; but although he may chuse to quit that position, still the colour is to be considered as the point to work upon, and to which all movements and formations are relative.

Receiving the General.

PRESENT ARMS.

When the reviewing general presents himself before the center, and is 50 or 60 paces distant, he will be received with a general salute.—The men present arms, and the officers salute, so as to drop their swords with the last motion of presented arms: the music will play, and all the drums will beat.—The colours only salute such persons as from their rank, and by regulation, are entitled to that honour.

SHOULDER ARMS.

The men shoulder, and the officers recover their swords with the last motion.

The general then goes towards the right, the whole remaining perfectly steady without paying any farther compliment while he passes along the front of the battalion, and without facing when he goes along the flank and rear.—While the general is going round the battalion, the music will play, and the

drums beat; they will cease as soon as the general has returned to the right flank of the battalion.

<p>REAR RANKS TAKE CLOSE ORDER. MARCH.</p>	}	<p>While the general is proceeding to place himself in the front, this command will be given, and the colonel and lieutenant-colonel will then mount on horseback, in the rear of the center.</p>
--	---	---

Marching past in Ordinary Time.

<p>COMPANIES ON YOUR LEFT, BACK- WARD, WHEEL.</p> <p>MARCH.</p> <p><i>Halt, Dress.</i></p> <p>MARCH.</p>	}	<p>The battalion will break into column of companies the right in front.—The column is put in motion, pioneers and music having been previously ordered to the head of it.—Points will be ascertained by the adjutant for the exact and several wheelings of the divisions, so that their right flanks in marching past shall be only 4 paces distant from the camp colour, where it is supposed the general places himself to receive the salute.</p>
--	---	--

<p><i>Halt, left, wheel.</i> <i>Halt, Dress.</i> <i>March.</i></p>	}	<p>The several companies wheel successively at the first angle of the ground.</p>
--	---	---

Halt,

Halt, Left, Wheel.

Halt, Dress.

March.

Eyes, Right.

*Rear Ranks take
Open Order.*

The companies successively make this wheel at the second angle of the ground, and which brings them on the line on which they pass the general.—Each leader of a company, when it has advanced 6 paces from the wheeling point, changes quickly by the rear to the right flank of his company, and as soon as he has placed himself on that flank, he will order eyes to be turned to the right.

The leading company, and each other successively, as it arrives within 50 paces of the general, opens its ranks, at which time the officers move into the front of the company, and the leading one is replaced on the right flank by his serjeant.

In *marching past* the reviewing general, the colonel is to be at the head of the grenadier company, with the major a little behind him on his left.—The music are in two ranks 6 paces before the colonel: The pioneers are in two ranks 6 paces before the music, having a corporal at their head to lead them: The drummers and fifers are on the left flank of their respective companies.

The lieutenant-colonel is to be in the rear; but, in the absence of the colonel, the lieutenant-colonel will of course supply his place.—The adjutant is in the rear, behind, and on the left of the lieutenant-colonel.

The

Halt,

The colours are 3 paces behind the 4th battalion company, covered by their serjeants.—Staff officers do not march past.

In marching past at open ranks, the serjeant who is on the right flank of the company is responsible for the proper wheeling distance being kept from the front rank of the company preceding him.—The leading officer must invariably preserve his distance of 3 paces before the right of the company, and not derange its march, the rank of officers dress to him, eyes are turned a little to the right, and they divide the ground in order to cover the front of the company: If there is only one officer with the company, he is towards the right of it.—Supernumerary serjeants are 3 paces in the rear of their several divisions.

The music begin to play, just after the leading company has made the second wheel, they continue to march on, and do not draw up opposite the general.—They as well as the pioneers regulate their march by the head of the column.

The officers, when they arrive at a proper distance from the general, must prepare to salute successively by companies, when within 6 paces of him, and recover their swords when 10 paces past him, without in the least altering the rate of march, or impeding the front rank of companies.—The commanding officer, when he has saluted at the head of the battalion, places himself near the general, and remains there till the rear has marched past.—The drummers give a roll, each when the officers of his own company salute.

The

*Rear Ranks, take
Close Order.* { The officers commanding companies will each successively, when he has passed the general by 30 paces, close his rear ranks, and at this time each individual of the company resumes the post which he held when the column was first put in motion.

*Halt, Left, Wheel.
Halt, Dress.
March.* { The several companies wheel successively when opposite the ground where the left of the regiment stood, their leading officers having shifted to their left flank when the ranks closed.

HALT.
SUPPORT ARMS. { When the leading company is near to where the left of the battalion stood, the whole halt, music ceases, arms may be supported, and the quick march may instantly commence.

Marching past in Quick Time.

QUICK MARCH. { The whole march off in quick time.—No music.

*Halt, Left, Wheel.
Halt, Dress.* { The column makes three several wheels, viz. at the point where the left of the battalion first stood: at the point where the first wheel was
was

The

Quick, March. { was made: and at the point where the second wheel was made, which places it on the line of passing the general.

CARRY ARMS. { Before the leading company has made the last wheel arms are carried.—When it has completed that wheel the music begin to play.

In *marching past* the general in quick time, and at close order, officers do not salute or pay any compliment, but are attentive to preserve the proper intervals betwixt their companies.—The leading officer of each company shifts to its right by its rear in the same manner as in the ordinary march, 6 paces after the last wheel, which brings him on the line with the general, and when he has passed the general 30 paces he will resume his proper pivot flank.—The supernumerary officers and serjeants march in a rank, in rear of the companies, at one pace from the rear rank, and officers swords are carried against the right shoulder, and steady.

The colonel, lieutenant-colonel, major, and adjutant, are in the same places as in marching past in ordinary time; as also drummers, pioneers, and music; which last will commence playing just after they have wheeled into the line of passing, and will continue to march on at the head of the column.

Eyes, Left. { The several companies 30 paces after passing will successively dress to the left the proper pivot flank, and the officers will shift to that flank.

The

Halt, Left, Wheel.
Halt, Dress.
March. { The companies successively wheel, when opposite to the ground where the left of the battalion stood.

HALT. {
 MARCH. { When the head of the column approaches to the left of the ground on which it originally received the general, the music will cease, and the column will be halted in order to take up the ordinary march, for the purpose of moving on an alignment.

Halt, Left, Wheel.
Halt, Dress.
March. { When at the point on the left of the alignment.

Forming in Line.

HALT. {
 LEFT, WHEEL INTO LINE. {
 MARCH. { The column prolongs the alignment, till arrived at the point where its head or right is to be placed.—It receives the word halt; pivots are instantly corrected, if necessary; it wheels up into line, and the pioneers and music go to their posts behind the center.
Halt, Dress. {

WITH CARTRIDGE;
 PRIME, AND
 LOAD. { The battalion being now formed at close order, the commanding officer will order it to prime and load with cartridge, and will proceed with *Movements* and *Manœuvres*.

But,

The

*But, should the performance of the Manual
and Platoon Exercise be required,*

The commanding officer, after the line has formed, gives a CAUTION that the manual and platoon exercise will be performed, and goes to the rear of the battalion.—The major advances to the front of the battalion, OPENS RANKS; UNFIXES BAYONETS; SHOULDERS ARMS; makes the officers and colours TAKE THEIR POST OF EXERCISE in the rear, by facing to the right; MARCHING through the several intervals occupied by the serjeants; and, when 3 paces beyond the rear rank, they halt, and then receive the word FRONT: The commanding officer, lieutenant-colonel, adjutant, pioneers, music, supernumerary serjeants, drummers, fifers, are at their posts in the rear, as when the battalion is formed at close order.

Manual Exercise.

The major proceeds with the manual as directed by regulation, observing that the front rank only comes down to the last position of the charge bayonets, the others remain ported.—The serjeants who preserve in the front rank the places of the platoon officers, remain there steady during the whole of the manual, except that they charge their pikes at the same time as the bayonets.

Platoon Exercise.

The major closes rear ranks for the platoon exercise, and platoon officers, and serjeants, and colours, and every other individual, take their places, as when the battalion is at close order.

The major proceeds with the platoon exercise, and the several ranks make ready each according to its situation of front, center, and rear; after firing, they load and shoulder agreeable to the regulation.

The manual and platoon exercise being finished, the major goes to his post, and the commanding officer of the battalion proceeds to PRIME AND LOAD with cartridge, and then to commence the ordered movements.

Movements.

Platoon

Movements.

Plate 16.

- | | <i>Se&t.</i> | | |
|-------------------------------|------------------|--|--|
| <i>On a rear division.</i> | } | <i>Form close column of companies behind grenadiers -</i> 137 | The column marches quick 20 or 30 paces to the right, and without halting begins to deploy into line on the rear division.—The commanding officer of the battalion gives the word for each division to halt, front. |
| | | <i>Form close column of two companies</i> 147 | |
| | | <i>Face and march to the right -</i> 150 | |
| | | <i>Deploy on the rear division -</i> 149 | |
| <i>On a front division.</i> | } | <i>Form close column of companies, in front of the left</i> 137 | The column marches quick 30 or 40 paces to the left, and without halting begins to deploy on the front division.—The commanding officer of the battalion gives the word for each division to halt, front. |
| | | <i>Form close column of two companies</i> 147 | |
| | | <i>Face and march to the left -</i> 150 | |
| | | <i>Deploy on the front division -</i> 148 | |
| <i>On a central division.</i> | } | <i>Form close column of companies, on a central company, either flank in front, and facing to the rear -</i> 138 | The close column is formed facing to the rear.—It then countermarches each division so as to return to the proper front.—In the central deployment by companies, the company officers give the words to halt, front. |
| | | <i>Countermarch of each division in close column</i> 145 | |
| | | <i>Deploy on any central named company -</i> 146 | |

Change of section. 5. Wing thrown back.

Sec 7.

4. *Change of position in open column.*
- Wheel back into open column of companies, the right in front* } 108
 - March forward 30 or 40 paces -* } 111
 - Enter an oblique line (the 3 or 4 leading companies) by wheeling successively to the left, a half wheel* } 126
 - Halt.*
 - The rear companies file into column* } 126
 - Wheel up into line* } 118

The battalion thus, at an intermediate point, enters an alignment on which it is to form.

5. *Wing thrown back.*
- The left company is wheeled back, till parallel to the original position.—*
 - The rest of the companies wheel into obliquon.—March to the rear.—Form on the left company.* } 160

The whole companies wheel back at the same time; the left company twice the number of paces that the others do. Should it be necessary for the subsequent movements, the line may retire 50 or 60 paces, and then front.

Plate 16.
 Column marches 30 paces to and without orders to deploy the rear division. Commanding officer of the battalion orders for each column, front.

Column marches 40 paces to and without orders to deploy the division. Commanding officer gives the orders to each division.

The column is ordered to the rear counter-march division for the purpose. In the center by company the words are given.

4. Wheel

Secl.

6. *Wheel back into open column, the right in front* } 108
Countermarch companies by files } 100
March in column 30 or 40 paces. }
—Head division halts close to the head of column } 138
Form square, and prepare for firing } 189
Reform in close column }
Open out to open column from the rear, and halt } 153
Change head of column, by the countermarch of companies, from the rear to the front } 101
Column moves on and halts }
Wheel up into line }

Countermarch and change of position.

After the countermarch by files, the column stands with its left in front.—The column closes in quick time.—The square is formed, and close column reformed as in part 4th, S. 189.—The column opens out in quick time from its rear division, and halts.—The countermarch by companies from the rear to the front is in ordinary time. When the line is formed, it is then considerably to the general's right, and with its rear to him.

7. *Countermarch by files on the center of the battalion* } 98

This brings back the battalion to its original front.

8. *Form*

Rebellion change of position.

Sect.

8. *Form open column behind the left company, which is put in march when the 3d company has taken its place in column. -* 121
The right sub-divisions double - 87
The right sub-divisions move up - 88
The column halts, and pivots are corrected -
Wheel up into line

The companies that are filing incline towards the head of the column: successively front at their wheeling distances, ascertained as usual by their serjeants: take up the ordinary step, and follow in open column. When the column is marching steadily, the whole sub-divisions double at once by one command, and again move up at another.

9. *Wheel back into open column, the left in front -* 109
The third company is wheeled back, the 8th of the circle, and each of the others 3-16ths of the circle - 158
Form line on the third company, by the echellon march 159

The line is thus formed oblique from open column, on a central company, by the echellon march.

10. *The left company is wheeled up the 8th of the circle, and each of the others 1-16th-Form line by the echellon march -* 159

The line thus changes position to the front, on the left company, by the echellon march.

the counter-files, the cords with its left - The column quick time. - are is formed, the column rests in part 4th, - The column at in quick time rear division, s. - The counth by companies rear to the in ordinary time. he line is formed, n considerably to eral's right, and rear to him.

brings back the on to its original

8. Form

SECT.

Change of position.	11	{ <i>The battalion faces to the right.—</i> <i>Marches in file (50 or 60 paces)</i> <i>Forms column of companies, on the march -</i> <i>Halts.—Wheels up into line, except the light company, which files quickly to the right, and forms behind the colours.</i>	} 94 } 95	{ The column of companies is formed by the rear men of each moving up quick to the left of their leaders, and of each other: the officers move to pivot flanks, and pivots are instantly corrected.—The column halts when the colours are opposite to the general. }
---------------------	----	---	--------------------	--

Retreat in line.	12	{ <i>The battalion retires (50 paces)—</i> <i>Halts, fronts—</i> <i>Fires twice by companies from center to flanks</i> <i>Retire by alternate companies in two lines, (250 paces) each retreat about 50 paces -</i> <i>Form line.</i> <i>Retire in line (50 paces) Halt, front.</i>	} 168 } 176	{ The light company, being previously subdivided and prepared, acts in the retreat by alternate companies as directed in S. 176, and when the line halts and fronts, it resumes its place on the left. }
------------------	----	---	----------------------	--

Movements in the square

13.

March to a flank in echelon.

- Companies make a half wheel to the right* } 154
- March in echelon (250 paces)* } 155
- Wheel back on the march into parallel line* } 156
- Forward (100 paces) — Halt*
- Fire thrice by companies from flanks to center.*

SeCT.

At the word wheel back into line (the pivot flanks mark time and the divisions wheel back in ordinary time.—At the proper instant when the battalion is formed, the commander gives his word forward, for the whole to advance by the colours, and to correct any irregularity that there may be in the battalion.

If the battalion has hitherto been formed two deep, it will now form three deep if its companies are of ten files each.

14

Movements in the square.

- Form square.*
- March the square by the left angle of the front face (50 paces) — Halt —*
- Form square.*
- March square by the left face—Halt* } 178
- Form square.*
- March square by the rear face (60 paces) — Halt —*
- Form square.*
- Fire in square by companies.*
- Form the line.*

The square is formed by the echelon march of companies.

After the march by the left face, the square is formed when it is opposite to the general.

The firings in square are as expressed in S. 178.

The line is formed by the echelon wheel up, and march of companies.

When the order is given to form line, the light company marches quickly, and places itself two deep and in two divisions 10, or 12 paces behind the two center companies.

column of com-
formed by the
of each moving
to the left of
ders, and of
r: the officers
pivot flanks,
s are instantly
—The column
en the colours
site to the ge-

light company,
reviously sub-
and prepared,
the retreat by
e companies as
in S. 176, and
e line halts and
it resumes its
the left.

Companies

15

Retiring, and filing to the rear.

Retire in line (100 paces) } 168
File by companies from the proper right — Halt in open column the right in front } 175
Wheel up into line.

See.

When the line has passed the light company 20 paces, that company extends to cover the center of the battalion, and follows at 50 or 60 paces distance; and when the column halts to form, the light company passes quickly through and beyond it.

The companies file quick to the rear.

The battalion forms line at the extremity of its ground; the light company 30 paces in its rear.

16

Filing—Advancing—and changing to the front.

Advance in line 50 paces. } 166
File from the right of companies to the front (50 paces,—Halt in open column the left in front—Wheel up into line } 178
Advance in line (30 paces) } 177
Advance by alternate half battalions, and fire four times

Before the line advances, the light company quickly forms extended 30 paces before the center, and preserves that distance in advancing.

When the column halts to form, the light company passes quick to the rear, and assembles, half of it behind each flank, and moves relatively with the flank companies till after the charge of bayonets.

The alternate half battalions fire the 2 first ranks standing.

the line has
light company
that company
to cover the
the battalion,
s at 50 or 60
pace; and when
ann halts to
light company
quickly through
and it.
companies file
the rear.

battalion forms
the extremity of
d; the light
30 paces in

the line ad-
the light com-
quickly forms ex-
paces before
and preserves
ce in advan-

the column
rm, the light
passes quick
r, and assem-
of it behind
s, and moves
with the flank
till after the
bayonets.
alternate half
fire the 2 suit
ding.

Form

16 {

*Form line—Ad-
vance (50 paces)
—Fire volley.
Advance (20 pa-
ces)—Fire volley
—Charge bay-
onets (50 paces)
—Halt—Load.*

Sec.

After the volley, bay-
onets are ported, the
battalion advances firm
by the center at the
quick step, and at the
word Halt, the front
rank comes down to
the charging position.—
The word Prime and
Load is then given, and
the light company issu-
ing from behind the
flanks, pursue, return,
and assemble and join on
the left of the battalion.

Retiring in line.

17 { *Retire in line (100
paces)
Retire by alternate
half battalions—
Fire four times
Retire in line, 100
paces or more—
Halt, front.*

177

The whole battalion
being assembled.
The alternate half
battalions, fire the two
front ranks standing.

Advancing in line.

18 { *Advance in line
(100 paces) Halt
—Fire twice, ob-
lique to right and
left
Advance in line
(100 paces) —
Halt — Fire two
volleys — Port
arms at the last
one, and half cock
Open ranks—Ad-
vance within 50
paces — Halt —
General salute*

166

In the obliquing, and
in the volleys the front
rank kneels.
The music may occa-
sionally play, and drums
roll, while the line ad-
vances.
The music will play,
when advancing at open
ranks.

Such other Manœuvres, as may at the time be required.

The number of paces mentioned in the several movements are not positively prescribed, but are supposed to be nearly such as will give the intended relative situations.—If the ground allows the marches to the rear and front to be longer, it will be so much the better.

No improper pauses should be made betwixt the connected parts of the same movement.—The detached points necessary in formation should be timely prepared and given.

The advance of the battalion should instantly succeed the forming of the line; and when it arrives and halts at the point where it is to fire, the firing ought instantly to commence at the word Halt; for, the battalion having been apprized, during the march, of the nature of the required firing, no improper delay need therefore be made.

The greatest care is to be taken by the officers and under-officers in the rear (whose principal attention this is), that the rear ranks are well locked up in the firings, and that in loading they do not fall back.

The line, if retiring, halts fronts, at one command; and instantly begins firing, having been apprized during its movement of the nature of the firing.

The pause betwixt each of the firing words *Make Ready, Present, Fire*, is the same as the ordinary time, viz. the 7th part of a minute, and no other pause is to be made betwixt the words.

In firing by *Companies by wings*.—Each wing carries on its fire in concert, without regard to the other wing, whether it fires from the center to the flanks, or from the flanks to the center.—If there
are

are five companies in the wing, two pauses will be made betwixt the *fire* of each, and the *make ready* of the succeeding one.—If there are four companies in the wing, three pauses will be made betwixt the *fire* of each, and the *make ready* of the succeeding one.—This will allow sufficient time for the first company to have again loaded, and shouldered at the time the last company fires, and will establish proper intervals between each.

In firing by *Grand Divisions*, three pauses will be made betwixt the *fire* of each division, and the *make ready* of the succeeding one.

In firing by *Wings*, one wing will make ready the instant the other is shouldering.—The commanding officer of the battalion fires the wings.

In firing companies by *Files* each company fires independant.—When the right file presents, the next makes ready, and so on.—After the first fire, each man as he loads comes to a recover, and the file again fires without waiting for any other; the rear rank men are to have their eyes on their front rank men, and be guided by, and present with, them.

In general, after the march in front, and halt of the battalion, company or platoon firing should begin from the center, and not from the flanks.—In other cases, and in successive formations, it may begin from whatever division first arrives, and halts on its ground.

The intention of fixing upon some of the most essential infantry movements, and thus ordering them to be executed by each battalion when seen separately, is, that thereby the *Inspecting General* may be enabled to report the more minutely and comparatively, on the performance by each battalion, of the great leading points of movement.

He

He will therefore, among other circumstances, particularly observe and specify—*Whether or not*

The original formation of the battalion is according to order.

The marches are made with accuracy, at the required times and length of step, and on such objects as are given.

The proper distances in column and echelon are at all times preserved.

The wheelings are made just, and in the manner prescribed.

The formations into line are made true, without false openings, or necessity of correction.

The officers are alert in their changes of situation, exact in their own personal movements, and loud, decided, and pointed, in their words of command.

The march in line is uniformly steady, without floating, opening, or closing.

The march in file, close, firm, and without lengthening out.

The officers and under-officers give the aids required of them with due quickness and precision.

Hurry and unnecessary delay in the movements are equally avoided.

In the firings, the loading is quick, the levelling just, the officers animated and exact in their commands.

When two or more battalions are inspected, or exercised together, they will be formed in one line with the ordered interval.—They will receive the *General*, march past, and may perform the same identical movements as are before prescribed for the single battalion, observing the additional directions that are given for those of the line.

When

When the line of two or more battalions is *Marching past* in column of companies, it must occupy no greater extent of ground than when it originally wheeled into column.—The order is never to be broken, or lengthened out.—No particular battalion, or the artillery, are allowed to increase distances for their own partial appearance.—The battalion guns will march two a-breast.—Ranks are one pace asunder, or if ordered to be open, the distances between companies and battalions will not be increased.—The music of each battalion in passing may play, but will continue to march on.—The ordinary march is preferred.—Officers do not salute marching, but when particularly ordered.

When a considerable body of infantry, or when infantry and cavalry are united, and to act in *corps*, their combined operations, such as movements in columns, echellons, or lines, their formations, the conduct of attacks, and retreats, &c. depending on numbers, and circumstances of ground, or situation, can only be determined and applied according to the views of the commander; but the great principles of movement laid down for the line will still direct, and the detail of execution will remain invariable, being compounded of those prescribed for the *Company*, *Battalion*, and the *Line*.

LIGHT

When

LIGHT INFANTRY.

GENERAL ATTENTIONS.

- Distances of files.** **W**HEN the LIGHT INFANTRY companies are in line with their battalions they are to form and act in every respect as a company of the battalion, but when not in line they may loosen their files to six inches.
- Open order.** Open order is to be two feet between each file — The necessity of increasing this distance must depend on circumstances, and be regulated at the moment by the commanding officer.
- Manner of extending.** The files may be extended from right, left, or center, according to circumstances; in executing it each front rank man must carefully take his distance from the man next to him, on that side from which the extension is made: the rear rank men conform to the movement of their file leaders.

When

When the company is not in extended order, all firing is to be by single men, each firing as quick as he can, consistent with loading properly: the firing to begin from the flank, or from the point first formed.

In firing in extended order, it is to be a standing rule, that the two men of the same file are never unloaded together, for which purpose, as soon as the front rank man has fired he is to slip round the left of the rear rank man, who will make a short pace forward, and put himself in the others place, whom he is to protect while loading.—When the first man returns his ramrod he will give his comrade the word *ready*, after which, and not before, he may fire and immediately change places as before.

The same method of firing to be observed when advancing or retreating, which must always be in *ordinary time* (especially if cannon are ordered to the front with the light companies, which may often be the case).—Particular attention must be paid to cease firing on the first word, or signal for that purpose.

All movements of the light companies, except when firing, advancing, or retreating, are to be in *quick time*.

The light companies are never to run unless particularly directed, and in that case they are only to run at that pace in which they can preserve their order; and it is to be a rule that the two men of the same file never separate on any account whatever.

The utmost care to be taken to avoid confusion, which too much hurry, even in the smallest bodies, will

Firing.

Advancing and retreating.

To cease firing.

Movements in quick time.

Never to run unless ordered.

Avoid confusion.

will

R. Y.

N. S.

panies are
m and act
alion, but
files to fix

ch file —
st depend
oment by

, left, or
ecuting it
s distance
m which
conform

When

will certainly occasion.—The intermixture of files can never be allowed of.

File movements.

Though all movements should be made in *front* as much as possible, yet, from the nature of those of light infantry, and the ground they are more particularly liable to traverse, file movements may frequently be necessary.—All such to be made from one of the flanks by previously facing to it, and the files to loosen, so as to march perfectly at ease, but not more.

Forming to the front.

In forming, the inversion of files or of ranks is not to be attended to—time is thereby gained.—*Forming to the front* to be done by the file moving briskly up to the right or left of the leading file as ordered.

Right or left.

Forming to right or left.—The leading file will halt and face as directed, as will the succeeding ones as they come up to their proper distances.

Forward to right or left.

Forming forward to right or left.—The leading file halts and faces as directed; the succeeding files lead round the rear, and form to the same front as the leading file has done, and at their proper distances.

Marching to rear and forming.

When marching to the rear by files, and to *form to the front*.—The leading file will halt and front, the succeeding files will go round the rear of the leading file, and form on the right or left of it as directed.—*Forming to right or left, or forward to right or left* is done in the same manner as when marching to the front.

Signals, &c. for officers commanding.

All *signals, words of command, and directions*, are for the officer commanding the company or division, who gives the necessary orders in consequence.

The

The *necessary signals* will be previously settled, and as they will be very few and simple, the officers and non-commissioned officers are expected to be masters of them. Signals.

The officer commanding the company will be on the right, covered by a serjeant.—The next on the left also covered by a serjeant.—The youngest officer in the rear.—In extended order the post of the officers and serjeants is always in the rear equally divided, where they must pay particular attention that the men preserve their order, and that they level, fire, and load coolly and properly; they must likewise be attentive to direct them to the supposed object of attack. Post of officers.

In marching by files the officer commanding leads; by divisions each officer leads one.—The supernumerary officer, if there be one, is in both cases, with the officer commanding, ready to obey any directions he may receive from him.

When a light company or detachment is ordered to take post on any particular spot, it is to be the business of the officer commanding it to take the best advantage of the ground, observing that he must never disperse his company; but if it should be necessary to make small detachments from it, he must still preserve a part of his company or detachment as a reserve on which those detachments may fall back; and this is to be a general rule in all cases where the strength of the party is sufficient to allow of making detachments from it. Taking post.

The officers must also see that in situations of defence the men cover themselves with trees, walls, large stones, or whatever may present itself.—In firing from behind trees, large stones, &c. they are to present to the right of the object which covers them; To cover in situations of defence.

The

them ; and in changing places with the other man of the file, after firing, they will step back, and to the left, so that the rear rank man may step forward without being exposed.

Arms how carried.

The arms of light infantry in general will be carried sloped, and with their bayonets fixed.—Flanking and advanced parties however, or parties in particular situations, may carry them trailed, and without bayonets, for the purpose of taking cooler and more deliberate aim.

Light Infantry attached to respective Regiments when in Line.

Divisions cover 2d and 7th companies.

Post of commanding officer.

The light company will be posted in the rear of its respective regiment, divided in two divisions; that on the right will be in the rear of the second company, that on the left in the rear of the seventh company, and they will at all times observe the distance of thirty paces.—The captain, or officer commanding, will be with the right division.

Line breaks into column.

When the line breaks into column, if the light companies receive no particular directions for covering either the front or flanks of the column, they will wheel as the companies of the battalion do, and conform themselves exactly to the movements of the second and seventh companies, so as at all times to be in their proper places.

If the line forms a close column, and the light companies receive no particular directions, they are to form by companies, and close up in the rear of the column, in the same manner as their respective battalions.

Line forms close column.

When the column deploys into line, the light companies will face each as its battalion does, file with it in the rear; and when the battalion forms in the line, will take its proper post in divisions behind the second and seventh companies.

Line deploys.

If the light companies are ordered to cover the line to the front, either by word or signal, the divisions will move to the front, from their inner flanks, round the flanks of the battalions; and when at the distance of fifty paces, the leading flanks will wheel towards each other, so as to meet opposite the center of the battalion, opening their files gradually from the rear, so as to cover the whole extent of the battalion; the serjeant-coverer of each division attending to the files taking their proper distance, the files are to halt and front of themselves.—In this position, and in all extended order, the post of the officer commanding is in the rear of the center, and the movements are to be regulated by the company belonging to the battalion, which regulates those of the line.

Cover front of battalions.

Post of commanding officer.

When the light companies are called in, the line may either be halted or advancing. In the first case they will retire towards the line, closing to their outer flanks by degrees, so as when they come near their battalions they may be in two divisions, ready to file round the flanks of the battalion to their places.—If the line is advancing, they will only close to their outer flanks, so as to be in two divisions by the time the line comes up to them, when they will instantly face outward, and file to the rear.

Line halted or advancing when light infantry are called in.

Light Infantry Companies formed in Battalion.

Movement
same as the
line.

When the Light Infantry companies are assembled in battalion, their movements must be on the same principles as those of the line; the officers and non-commissioned officers posted in the same manner, and, as far as possible, the same words of command should be used; it is in their rapidity alone that they must be distinguished, to facilitate which the files are to be loosened to the distance of six inches, but great care is to be taken that rapidity does not degenerate into confusion.

Quick time.

When two or more companies are together, they are to consider themselves as a battalion, the senior officer is to take the command, leaving the immediate command of his own company to the next officer belonging to it.—As Light Infantry seldom act in large bodies, all their movements may be in quick time; but, when in column, the same attention must be paid to the pivots covering, and the preservation of distances, as is done by the line; the doing so will always be found the quickest way of forming, by precluding the necessity of much after-dressing.

Covering
pivots, &c.

Regulating
company.

In marching in line to the front, a regulating company must be named, by which the others must carefully dress, and whose movements they must follow.—The officer leading this regulating company must take points on which to march perpendicular to the front of the battalion, and must lead steadily on them, though in quick time; without these precautions, and great attention being paid to them, the
march

march in front must soon become irregular, the files will inevitably intermingle, and great confusion must be the consequence.

A battalion of light infantry may occasionally be ordered to run, for the purpose of anticipating an enemy going to occupy any particular post; but, in doing so, the utmost care is to be taken that confusion do not ensue; for which purpose the velocity must never exceed that at which the divisions can keep together and dressed; the distances must be preserved as much as possible.—Running must generally be in a column; but in a case of absolute necessity to make a very quick movement to the front, with a battalion of four or five companies or more, the best and easiest way of doing it without confusion will be in *echelon*, by companies, each retired six paces from the preceding one.

May occasionally run.

But generally in column.

May in echelon.

All columns of light infantry to be formed by sub-divisions, that is, half companies.

The forming from open column to the front may frequently be done by the divisions obliquing to the right or left of the leading division, and if necessary firing as they come up.—Light infantry firing in divisions is to be always by single men, as directed in general attentions.

Forming from open column.

Firing in divisions.

Battalions of light infantry may frequently find it necessary to move by file through woods, and over very rough countries: In all cases where it is practicable it is to be done from the right or left of companies, and distances must be preserved for forming in the quickest manner possible.—Whenever one company *forms*, the rest are to do the same, even supposing they do not hear the word or signal for that purpose.

Movement by files.

Forming in front. If to *form to the front* the leading files of each company halts and dresses, the rest move up to the right or left of them to their proper places.

Forming in right or left. If to *form to the right or left*, the companies first form separately, and move up and dress with what will then be the front company, by which means the officer commanding will have it in his power to keep such companies in reserve as he thinks proper, as also in forming to throw them to the right or left of the front company, as circumstances may require; the companies which are to dress with the front company are to move up to it obliquely in line.

Advanced and flanking parties. A battalion of light infantry marching through a wood should have parties in front and on its flanks, in proportion to the strength of the battalion.—The parties should march in front with extended file, and if attacked must take post and defend themselves till supported or called in.

To secure a wood. When ordered to secure a wood of no very great extent, the battalion should go through it, and take post on the opposite side, within its skirt, so as to have the plain before it: In this, as well as in all other cases, parties should be detached 30 or 40 yards on the flanks.

Firing in line. When firing in line advancing, the march must be very slow, the line must be preserved, and the officers must take care to point out the supposed object of attack, and see that the men direct their fire to it;—very particular attention is to be paid that the fire is directed to the proper object, and that it ceases on the first word or signal for that purpose.

Co-operation with line. When the light infantry in battalion is detached from the line, the officer commanding must take care

to understand thoroughly the nature of the intended movement, so as to be certain of co-operating with the line with exactness and precision.

In general, the method of taking post with a battalion of light infantry, whether large or small, must depend upon the intelligence of the officer who commands it, but he must observe the same rule as was given for a company, viz. Whatever detachments he may find necessary to make, always to keep the most considerable part together as a reserve.

To take post.

The success of any engagement in a wood or strong country depends upon the coolness and presence of mind of the commanding officer, and the silence and obedience of the men, fully as much as upon their bravery.

Commanding officer.

The arms of the light infantry, when in battalion, while in movement, are generally to be sloped, but always by order, and their bayonets are to be fixed.

Arms how carried.

If at any time a battalion of light infantry is ordered into the line, the files must be closed, and it must in every respect act as other battalions of the line.

Light infantry in line.

The Signals.

The SIGNALS—To *Advance*; To *Retreat*; To *Halt*; To *cease* firing: To *assemble*, or call in all parties; are to be always considered as fixed and determined ones, and are never to be changed.—The bugle horn of each company is to make himself perfect master of them.

All signals are to be repeated.

All of those signals made from the line or column are to convey the intention of the commanding officer of the line to the officer commanding the light infantry, who will either communicate them to the several companies or detachments by word or signal.

P A R T IV.

O F T H E L I N E .

ALL great bodies of troops are formed in one or more lines.

Each line is divided into right and left wings.

Each wing is composed of one, two, or more divisions.

Each division is composed of one, or more brigades.

Each brigade is formed of two, three, or four battalions.

These bodies have their immediate commanders, subordinate to each other.

Battalions are formed in line at a distance of 12 paces from each other, and this interval is occupied by 2 cannon, which are attached to each battalion.—There is no increased distance betwixt brigades, unless particular circumstances require it.—In exercise, should there be no cannon betwixt the battalions, the interval may be reduced to 6 paces.

Retreat; To
, or call in all
d as fixed and
be changed.—
to make himself

e line or column
mmanding officer
ing the light in-
ate them to the
word or signal.

MOVEMENTS OF A LINE.

1. The movements and manœuvres of a considerable line are similar to, and derived from, the same general principles as those of the single battalion; they will be compounded, varied, and applied, according to circumstances, ground, and the intentions of the commanding officer; but their modes of execution remain unchangeable, and known to all.—The greater the body, the fewer and the more simple ought to be the manœuvres required of it.

Circulation
of com-
mands,

2. If several regiments exercise or manœuvre together, the commanding officer of the line or column gives his short orders of caution or execution to the commander of the regulating battalion of the line, or of the head of the column, where he himself generally is; and sometimes to the commander of the battalion to which he is then nearest, and each battalion commander repeats them loud without delay.—When any complicated or combined movement is to be made, which requires previous explanation, it must be communicated clearly to the commanders of corps by detached officers, before its execution can be ordered to commence.—The several chiefs of brigades, &c. watch over, and direct the interior movements of their respective bodies; they repeat the general orders of execution given, if they see that it is necessary, and announce such preparatory ones as are verbally sent to them.

3. When the general order is not heard or understood by part of a line, each battalion commander
(where

(where the intention is obvious) will conform as quickly as possible to the movements which he sees executed to his right or left, according to the point from whence the movement begins; but platoon officers execute only on the orders of their battalion commander.

4. The commander in chief will always himself loudly announce his commands of execution, as MARCH, or HALT, and the commanders of battalions will, without waiting for each other, endeavour in the same moment to repeat them: If officers are quick, observing, firm, and decided in their commands, such repetition will be instantaneous.

Commands of execution.

5. It is impossible to ascertain the words of command to be given in all cases.—Where such are not pointed out, they must depend on the circumstances of the situation, and be short, clear, and expressive of what is to be done.—Where they are not comprehended, they must be repeated, and no operation begun, till its intention is well understood; otherwise that disorder, which may be originally prevented, is not easily remedied if once it has taken place.

6. When troops are halted, explanatory cautions are proper before they are put in march; but when they are in motion, and in situations where perfect correctness is expected, as in the march in line, and in the prolonging of an alignment, no caution should precede the word HALT, but the whole should at once firmly halt.—This is to be understood of a column of manœuvre, but where a column of march is unavoidably, from impediments of the route, a little opened out, and that its head stops in order to remedy such extension, or to form in line, the several rear battalions will be halted successively at their just distances.

Cautionary commands.

7. The

Regulating
body in
movement.

7. The movements of all great bodies are made either in line or column.—In line they are in general regulated by a battalion of that flank which is nearest to, and is to preserve the appui, or which is to make the attack: In column they are directed by its head, and the commander of the whole is with the regulating body.—There are very few cases in which the center ought to regulate, although the direct march of the line in front appears to be the easiest conducted by a battalion of the center —If an enemy is to be turned, or an attack made, it is by that flank that such movements are led: It is the flank that must preserve the line of appui in all movements in front: If the line is thrown backward or forward, it is generally on a flank point: If the line breaks into column, it is the head or leading flank of that column which conducts, and whose wretches and turnings are followed by every other part of the body, and such head becomes a flank when formed into line: It is seldom that an attack is formed from the center, and a movement seldom need be.—The commander will therefore be on which ever flank directs the operations of the line, and by which he proposes to make the attack, or to counteract the attempts of the enemy.

Reserves.

8. No considerable body should ever be assembled, or formed for action, without a proportion of it being placed in reserve, or second line, and more or less strong, according to circumstances.

Supporting
lines.

9. Where several and supporting lines of attack are formed, the second should out-flank the first, the third the second, &c. the advanced one being thereby strengthened and supported on its outward wing.

Cannon.

10. The cannon attached to battalions, whether in line or column, will accompany in all situations the

the movements of their proper battalions.—Those that are brigaded make a separate object.

11. The general firings of the line are executed Firings.
separately and independantly by each battalion.

12. The chief commander of a line must have Necessary aids.
several mounted officers, or other intelligent persons, at his disposal, both to circulate his orders, and to mark and determine such original points as become necessary in movement.—The adjutants of battalions are in general wanted to assist in the separate formations of their battalions.

13. Partial signals of the drum for a battalion Signals of the drum.
must not be given in line.—But from the battalion where the chief commander is, and by his particular direction, such signal may when proper be made for the whole (but not repeated): If halted and standing at ease to assemble: If assembled to be ready to march: If firing in line for a general cessation: and before a march to mark the proper cadence by 5 or 6 strong taps.—Signals that cannot with propriety be applied in service should not be used in exercise; and it is evident that no loud signals, or even commands, or music, or drums, can be used in columns of route, or in movements made near to, though not in presence of, an enemy, as it is most important on such occasions to conceal them, and not unnecessarily to discover them to the enemy.

14. Although in general the INVERSION of all Inversion of the line in formation sometimes necessary.
bodies in line is to be avoided, yet there are situations where this rule must be dispensed with, and the quickest formation to a particular front thereby obtained.—The battalion or line may be obliged to face to the right about, the more readily to oppose a dan-

danger, instead of changing its position by a countermarch: it may even be under the necessity of forming to a flank with its rear rank in front.—The column with its right in front may arrive on the left of its ground, and be obliged immediately to form up and support that point, so that the right of the line will become the left.—Part of a second line may double round on the extremity of a first line, thereby to out-flank an enemy.—A corps moving to a flank by lines may be obliged in the quickest manner to form up to the front of its march, so that the new lines shall be composed each of parts of the old ones.—Many other situations may be imagined, where opposing the rear rank admits of no choice, and where an inversion of the divisions of the line will gain much time, and becomes absolutely necessary when the formation is required from the point of appui, and near to an enemy.—Troops must therefore be accustomed to such operations; but the application of them requires great method and recollection, otherwise in such critical situations confusion is very easily produced, and will even be attended with the most fatal consequences.

OPEN COLUMN OF THE LINE.

1. The great changes of situation of the line are performed in open column of manœuvre.

2. The line breaks into open column by wheels of the quarter circle.

3. The general circumstances attending the open column have been already explained under that head, part the 3d.

4. The several general directions given for the single battalion in open column, extend to each battalion that makes part of a considerable column, and their minute observance is then most especially essential, and must be carefully recollected.

5. In open column, the leading division of each battalion, will preserve the distance of intervals between battalions, in addition to that of its own front. Intervals.
—The column of companies or sub-divisions marching at half or quarter distance will preserve an interval between battalions equal to the front of the column.

6. Battalions are to a line, what companies are to a battalion.—Not only the whole divisions of a battalion, but the whole battalions of a line or column should MARCH off, and HALT together; and to ensure this in the exercise of considerable bodies, signals of cannon are often given for such purpose. In most situations the quick circulation of verbal commands must be sufficient.

7. The

OPEN

Points of formation in open column.

7. The same rules that direct the entry and march of one battalion in an alignment on which it is to form, (S. 115. 118.) apply with encreased attention to those of the most considerable column.—The point where the head of the column enters an alignment, and which is never quitted by a mounted or other officer but as he is relieved, and until the whole have entered; the point where the head of the leading battalion halts, in order to form; the several adjutants who place themselves in the true line; the prolongation of battalions which may have formed up; all these are so many marked points within the line itself, on which the dressing of pivots or battalions can be regulated, either while marching in the line, or when each halts and is to be corrected, in order to wheel up into line.

Post of commanding officer and adjutant in formations.

8. When the head of a battalion in a general column, or in its individual column, halts on a line on which it is to form, the commanding officer must invariably be at that head point, instantly to correct his pivots on the adjutant, who is invariably at the rear of the battalion in the true prolonged line on which it is marching or which it is to take up.—In like manner the commanding officer is with the leading division of an Echellon coming into line and the adjutant marks the other flank of the battalion on which the divisions are successively corrected.

Distant points are of great advantage.

9. In formations or changes of direction the commander in chief will if possible preserve and procure conspicuous distant points in their prolongation, which when known will assist others as well as himself, in keeping the line in the position he intends.

Situations in which movements in open column are essential.

10. The movements in open column of manœuvre are particularly necessary.—When a line formed in order of battle is to extend in the same direction to either

either flank in order to follow the march of an enemy, or to out-flank him if he remains posted; nor is any movement more important, or can be more securely or effectually practised against an enemy inaccurate and inferior in discipline, who in attempting the counter-movement is generally thrown into confusion.—Or, when arriving in column of march on any ground, the commander in determining the general direction that his line is to take, shall not have been able to ascertain the points where he would fix the flanks of it; but after entering into it, is obliged in consequence of the position or manœuvres of the enemy, either to stop his own movement sooner than he intended, or to prolong it, beyond the point he originally meant.

GENERAL CHANGES OF POSITION OF A LINE.

CHANGES of POSITION of a LINE composed of several battalions are according to circumstances effected by the *Echelon* march, the *filig* of divisions, or the *march* of battalion in open column,—and points in the new line will always in due time be ascertained, at which the leading division of each battalion is to enter.

1st. *When*

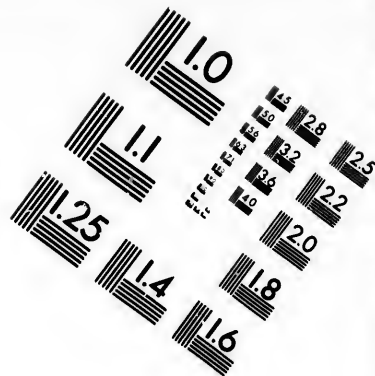
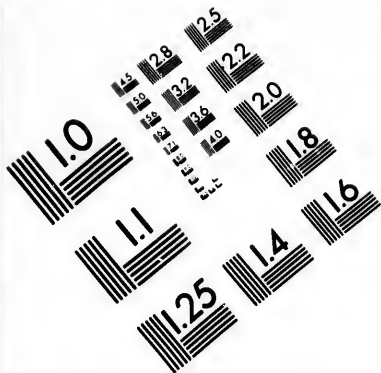
entry and march
on which it is to
increased attention
column.—The point
ers an alignment,
mounted or other
til the whole have
d of the leading
several adjutants
ne; the prolonga-
e formed up; all
thin the line itself,
battalions can be
the line, or when
n order to wheel

tion in a general
n, halts on a line
nding officer must
stantly to correct
invariably at the
prolonged line on
is to take up.—In
r is with the lead-
into line and the
f the battalion on
corrected.

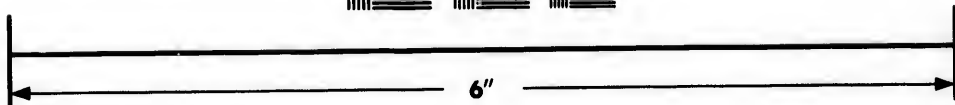

of direction the
preserve and pro-
their prolongation,
rs as well as him-
ition he intends.

column of manœuvre
a line formed in
same direction to
either





**IMAGE EVALUATION
TEST TARGET (MT-3)**



**Photographic
Sciences
Corporation**

23 WEST MAIN STREET
WEBSTER, N.Y. 14580
(716) 872-4503

15
18
20
22
25
28
32
36
40
45

10
15
20
25
30
35
40
45

Fig. 96. E.D.

1st. *When a considerable line is to take up a new position PARALLEL, or nearly so to the old one, in front or rear of it, and facing either to, or from the old line.*

If in front of and facing as the old line.

It may be done (according as the new line out-flanks the old line, connected with other circumstances)—by the march in line: the march in *Echelon* divisions: the *fling* of platoons.

Fig. 97.

Or, the line will break into open column to whatever hand the new position out-flanks the old one.—The several battalions are then disengaged and put in march in separate columns; flank points of entry for each are in the mean time preparing by the detached adjutants.—The leader of the 2d battalion from the directing flank has a point in or before the new line ascertained to him his adjutant not being yet fixed, and marches upon it: The leader of the first battalion will preserve the parallelism, or give gradually the new inclination to the heads of the other battalions.—These during the march never having overpassed the line of their leading ones, nearly dressing up, and preserving their battalion distances, arrive at their adjutants and form in line by wheeling, *fling*, or *Echelon* marching, as may have been ordered.

If in front of, and facing to the old line.

The battalion columns will as before enter and form on the line.—Within themselves they need not be inverted, but the right of the line will now be on the left, nor can it well be avoided, unless—by countermarching the line before the movement: or, by a com-

licated operation during the movement: or by countermarching first the battalion, and then the line, after the movement.

If in rear of, and facing as the old line. } The same identical operations according to circumstances are applied as when the position in front is taken, *facing as the old line.*—The line or echellons after facing about; or the heads of battalion columns after breaking; *march* to the rear, and front or form in line *facing as the old line.*

If in the rear of, and facing from the old line. } The battalion columns will lead to the rear and enter and form on the new line, the other circumstances will take place as when the new line is in front of and *faces to the old line.*—The Echelon movements will not apply in this case without inverting the ranks.

Fig. 96. C. B.

2d. *When a considerable line is to take up a new position which (or whose prolongation) INTERSECTS to the right or left of the old line, and which faces either to or from the old line.*

When the new line faces from the old line. } The line will break to which ever flank is nearest to the new position.—The heads of battalion columns will be separately conducted to their points in the new line, being regulated by the leading flank battalions; they will
Z again

Fig. 97.

{ again enter into the general open column, and form in line by wheeling up.

Or the line after breaking to the flank may continue its march in column, enter and prolong the new line, 'till its head halts at its point in that line.—The divisions of the leading battalion or of such other as then ought, will *file*; and the other rear battalions will disengage their heads, and separately march off in column to their several points of entry on the new line, which are marked by their adjutants.

Fig. 104.

If the angle formed by the two lines is not above the half of a right one, and that the flank of the new line is not very distant, this change may be made by the Echellon march of divisions.

When the new line faces to the old line. { The line will break into open column towards the new position.—The general column will enter the new line at its nearest point, prolong it if necessary, and when the head halts, the rear battalions will disengage and march to their points of entry on the new line.

Fig. 96. F. 3d. *When a considerable line has to take up a new position, which (or the prolongation of which) INTERSECTS the body of the line, and which faces to or from the old line.*

When the new line intersects the body of the old line, and faces to either flank. { The position will be changed by the Echellon march of divisions on the central point.

Or,

Or, The division which is in the point of intersection will place its pivot flank perpendicular to the new direction, and the line will break inwards and backwards facing to that division.—The divisions of the central battalion and of the one on each side of it will *file* and place themselves in column, before and behind the standing division.—The other battalions will each be conducted in a separate column to its point of entry on the new line, where it will throw itself into the general column, and wheel up into line when ordered.

When the prolongation of the new line intersects the body of the line and faces to either flank.

{ The line will break to the division which stands in the point of intersection.—Every thing between that division, and the flank which is to be farthest removed from the old line will make a change of position on the named division, and stand in open column on the new line; facing to the named division.—All the divisions that have so changed position will each countermarch by files: The line will then be prolonged, 'till the rear of the column arrives at its point.

Or, The part of the line which is first thrown into the new direction may to effect it by the Echelon march on the named fixed division.—The whole will then wheel into open column and prolong the line till the rear arrives at its point.

Or, The named division being placed with its pivot perpendicular to the new direction, and fronting the way the line is to extend, the rest of the line

Fig. 107.

breaks inwards and backwards towards it.—That division is then put in march, and is itself followed in column by that part of the line whose flank will naturally first come to its ground: The other part of the line moves on at the same time in a separate column abreast of it, the whole being thus in a double column of divisions as marched off from the center.—The head and the column immediately behind it, *halts* when its following flank arrives at its proper point, but the other column proceeds, and throws itself into open column in front of the named division.—The line is formed by the wheeling up of divisions.

S. 179. Taking up Lines of March, and Formation.

Lines of
march and
formation,
best given by
mounted officers.

1. The general direction of any straight alignment on which troops are to form is always determined before they enter on it, and the point in that line at which their head is to arrive must next be ascertained.—Whenever the troops are to march on it, in column, or to form correctly, the line must be accurately traced out, and sub-divided by mounted officers; and such officers when trained to that purpose, are the most general and surest points to move upon; particularly in situations where heights and valleys intervene, and where no remarkable objects distant or intermediate occur in the direction, which (perhaps as relative to that of the enemy) must be chosen.—Another great advantage thence arising is, that although

though a distant object of march may not be seen or known but by those at the head of the column; yet the detached marking officers must be known by every pivot leader to be there placed for the purpose of marching or forming upon.—Such officer, if he remains mounted, and which he always will do, when he can depend on the steadiness of his horse, will face to the line and have his horse's head directly over it: If he is dismounted he will himself stand on and faced to the line; and with the hand which is farthest from the column, he will hold his horse by the head, and rather behind himself.

2. Before a column of march or manœuvre approaches the ground, where it is to form, the commander will ascertain as circumstances may determine him, the advanced and distant points at which the flanks of his line are to be placed, or which he intends to be in the prolongation of the line when formed.—If he enters his alignment at one of those determined points, he continues his march straight upon the posted intermediate officer and the other point.—But if he enters the alignment, somewhere between them, it then becomes necessary to ascertain the spot where the direction of his march intersects the new alignment, for at that point the head of the column arrives in it.

Distant objects of march or formation.

3. When the head of the advancing column approaches whatever part of the ground it ought to arrive upon.—Two officers, R, S, are shewn the flank distant points of the alignment, P, T, and are sent forward to determine the intermediate point S, at which the head of the column ought exactly to enter into the new direction.—They separate from each other 80 or 100 paces, go to the side to which the column is not to wheel, and R, immediately places himself in the line of S, P, advanced before the head

Method of finding an intermediate point between two distant objects.

Fig. 99.

of the column.—They then both move on R, always preserving, S, in a line with P, and each describing the portion of a circle upon P, as a center.—S, looks to R, and moves on, while the point T, continues to be advanced before him; but the instant he has brought, R, in a line with, T, they both halt, and the 4 points are then in the same line: R, remains fixed, till S, has shifted to the point S, of intersection, and to enter at which the head of the column is now approaching—This done R, also moves if necessary to within 50 or 60 paces of S, and S, R, thus become a general base, which the appointed officers and adjutants immediately prolong for the march of the column, and in which they are assisted and corrected by the known distant points.

This method of finding an intermediate point between two given, and perhaps inaccessible objects, must be thoroughly understood; and more than one column may in this manner ascertain their relative points of entry in the same line.—Officers employed to give the direction may with moderate practice take it up at the gallop, and therefore no halt, or stop of the column is to be apprehended.

To determine which of two columns arrive first at a given point.

Fig. 99.

4. When two bodies are in march to gain the same given point; the above method may most usefully be applied to ascertain which of them can first arrive at it.—The column B, and enemy D, are both in march on the point S. The leader of B, observes a distant point at C, beyond and a-head of the enemy D. If he can continue to keep this object open, and in front of the enemy, it is a certain sign that he approaches fastest to his wished for point; but if it appears as if moving towards the rear of the enemies march, it indicates his advantage, and the attempt must be given up in time.

*S. 180. When a considerable Open Column—
Enters—Marches—and Forms—on a straight
Alignement.*

1. Before the head of a considerable column of march enters a straight line which it is to prolong and form upon, the point s. of entry must be marked by a fixed person, who is to remain there till he is relieved; also another point r. at least 60 or 70 paces from the first, and in the exact direction which is to be given to the new line.—Three other persons m. n. o. immediately and successively prolong themselves on r. s. as the original base; and being also corrected from s. upon such distant point (if any), as the commander shall have taken, they place themselves at least 200 paces from s. and from each other.

Necessary points of entry and march.

Fig. 101.

2. The line being thus in time prepared, the head of the first battalion arrives and wheels into the direction at s. and the adjutant of that battalion remains at the point of entry till the last division of his battalion has entered; he then gallops on for about 200 paces, and posts himself on the line.—The adjutant of the 2d battalion, who has in his turn placed himself at the point of entry, as soon as his last division has entered at it, gallops on and relieves the first adjutant, who goes on about 200 paces farther, and again posts himself.—When the 3d battalion has entered, its adjutant relieves the second, that second relieves the first, and the first proceeds 200 paces farther, and again alignes himself.—In this manner, and till the last battalion has entered the line, do the adjutants successively and diligently relieve each other.

Prolongation of the line by adjutants.

Fig. 103.

S. 180.

other.—If any of the adjutants overtake or interfere with the advanced persons, who in the front are prolonging the line, such adjutants may return to their battalions, as being no longer of service.

Prolongers of
the march.

Fig. 103.

3. As to the persons m. n. o. who are in the front of the column, two of them at least having taken their station by the time that the leading battalion enters the line, as soon as the head of it approaches the first of them, he gallops on and new alignes himself beyond the other two; and this operation each successively repeats till the column halts, which has always had (independant of any accidental distant point) two such persons to march upon.

Commanding
officers of
battalions.

4. So many fixed points being thus ascertained, all which are successively passed by the pivots of the column, the accuracy of direction cannot but be preserved; but as a farther aid, each commanding officer of a battalion is at the point of entry invariably to place himself on the flank of his leading division, and in this situation, moving on the posted adjutants, he (allowing for the breadth of his own horse) cannot fail to keep his battalion in the true line, by frequently going before his division, turning round, and correcting his flanks, if necessary, on the nearest adjutant in the rear, which the wave of a hand will suffice to do.—As each commanding officer arrives at a posted adjutant, he must go behind him, and again take up the flank of the division.

Attentions in
the march.

5. Every division of the line having carefully taken its just wheeling distance before arriving, or at latest when it does arrive at the point of entry, and from thence having invariably preserved the step by a steady march; the pivots also (occasionally corrected backwards) having preserved the just line of the several adjutants, and no halt, or alteration of step,

step, or distance, having been made by any one division or battalion from the instant that it has entered the line: The whole HALT at the same moment, on that word being loudly and rapidly repeated by each commanding officer, who immediately examines and corrects his pivots, and the column is thus prepared for the next order of wheeling into line.

6. If the column halts when the last battalion has entered, the adjutants remain fixed till the line is corrected and formed: but if the column is still carried on, then the person posted at the point of entry, when he sees the rear of the column approaching the last adjutant, quits that point, relieves that adjutant (who proceeds, &c.), and repeats that operation till the column halts and forms in line. Adjutants.

7. When the column halts in an alignment to form, the various marked points in it which then exist give the greatest facility to commanding officers instantly to correct their pivots, if necessary, each (as has been mentioned) on the next posted adjutant in his rear; and which will also generally be on the pivot of the front division of the succeeding battalion, in the same manner as companies dress from the pivot of one to the pivot of the next; for, such correction should be merely internal, unless some inexcusable mistake has deranged the whole, and thrown the rear of the column out of its true direction. Correction of pivots.

8. If great accuracy is required in the movements of a single battalion column, it is evident how much more essential it becomes in a considerable one, where faults would operate in the proportion of its extent, if they are not immediately prevented by the facility with which mounted officers can line and correct upon each other.

9. When

9. When a column halts to form, such persons as are then marking that line are not to quit their posts till so ordered, or till the line is put in march.

10. In marching in an alignment, if the rear or front of a battalion has evidently deviated from the true line, the head of the succeeding one is not to follow its bad example, but must preserve the general given direction into which the other is immediately to return.—And no commanding officer of a battalion, when marching in an alignment, is on any account to alter the rate of march, or partially to halt, and thereby to derange the whole column.

Aids in preserving the alignment.

11. Although the posting and successive relieving of adjutants on the line will undoubtedly preserve the direction, yet troops that are sufficiently trained ought certainly to prolong and form justly on any line, by having 2 given points of march always a-head of the column, one point of entry marked and remaining, the commanding officers of battalions moving correctly on the flank of their leading divisions, and the adjutants or other mounted officers only occasionally stopping in the true line till the battalion they belong to has passed.—This should suffice to correct any small inaccuracy of the pivots, and keep the whole in the general direction given by the officers advanced in front of the column.

Step.

12. As the justness of step determines the accurate movement in column, that taken by the first leader must be frequently referred to and examined by the plummet; and every battalion marching in column should, in order to regulate its march, have in its front a non-commissioned officer, trained and steadied to the equality of step.

13. Where circumstances determine the march of the column, on a conspicuous distant object, T, it is an essential help, and must be immediately declared to the leaders of the column, and as soon as possible looked out for, and remarked by all mounted officers; and if such another object also happens to be in its prolongation to the rear, it will aid in the correction of the march, and in the formation of the line: but it will oftener happen that no such objects can be taken, and that the alignment depends on the direction (determined by relative circumstances) that the commander at first gives to two posted persons, and which is afterwards prolonged by others.

Fig. 102.
Distant objects of march advantageous.

14. When part of a column is in low ground, or crossing a valley, its march can be directed and assisted by the rear points, at times when the front points of march are not to be seen.

Fig. 103.

15. No circumstance whatever is to occasion an increase of the proper distance betwixt battalions in column — The battalion guns will therefore march a-breast, and always well closed up to the rear division of the preceding battalion; or, according to circumstances, they will move on one of the flanks opposite to their proper intervals; and if ordered on the front or pivot flank, they can occasionally fire if so required. — Music, pioneers, &c. are never in the intervals betwixt battalions, in line or column of manœuvre, but are on the flanks of the column, or in the rear of the line.

Movement of battalion guns and junctions of intervals.

16. The most considerable column ought to be able to MARCH in the alignment with perfect exactness; to HALT; to WHEEL into line; to MARCH forward; to HALT; and to FIRE; without more than a momentary pause between each operation, and without any necessity of dressing, correcting distance, or any

Correctness of movements.

13. Where

any alteration whatever; and unless the battalions are equal to, and can be depended on for such operation, no critical or advantageous measure, when close to the enemy, can be attempted.

Post of commanding officers of battalions.

17. It is only when the column of manœuvre is marching in a straight alignement that the commanding officer is invariably attached to the head of his battalion; for, in other situations of march he must by no means remain fixed at its head, but be movable on its flank in order to watch over its general progress.

Prolongation of a line.

18. *When a line already formed is to wheel into open column, and prolong its direction.*—Three persons m, n, o, take their stations in the front as points of march, and the adjutants place themselves each close to the pivot flank of his own second division.—The column is put in motion, the last adjutant, when the rear approaches the one next to himself, relieves him, and he going on they successively relieve each other.

Fig. 103.

Fig. 102.
Change of direction.

19. *When a line, prolonging a straight direction, changes into another straight direction,* the advanced persons m, n, o, will of course be first placed in that direction, the front adjutant will be at the point of change till he is relieved, and the column will proceed as before.

General aids in marching in column.

20. *If the march of the column (although in open ground) is not meant to be critically straight,* then the placing of adjutants can be dispensed with, and the divisions, at their true wheeling distances, will scrupulously follow the line which the head of the column traces out: but, the better to prevent any improper deviation of the rear, commanding officers or adjutants will frequently stop at true points of the

the march until the rear of their battalion has passed, and always at points where the head of the column makes any considerable change of direction.—If every division of a column does not accurately follow the path traced out by the leading one, opening or closing of distances must take place, running up, or stopping short, will ensue, and the column will not be in a situation to form in line with precision.

21. *When the open column of manoeuvre has prolonged a straight line, stands halted, and is directed to make a change of situation on any fixed point within itself.*—All the divisions before that point countermarch and stand faced to it; the battalion, if single, or the central battalion of a line, and the one on each side of it will file by divisions into the new column; the others will march in column, and enter where their *Rears* are to be placed.—If the column is intended to proceed, the division facing the given one having taken single distance, and the others of that wing being arranged behind it, they will all countermarch, and the column may then move on.—If the column is meant after such change of situation not to proceed, but immediately to form in line, then the division facing the given one having taken double wheeling distance, the line will be formed by a wheel up to the pivot flank.—In either case a previous caution will determine the position of the division facing the given one.

When the open column changes its situation on any fixed point within itself.

Fig. 45. 48.

S. 181. *Formation in Line on detached Adjutants, from the Assembly or Mass of Battalions in Columns of Companies.*

Fig. 106.

1. If a column of several battalions has halted at half, quarter, or close distance, or that its battalions have assembled in contiguous columns with small intervals, and that they are to extend into a line which is at some distance from their then situation, on their respective adjutants, and facing either to the front or to the rear.

General preliminary attentions.

2. A battalion is named as the one to be formed upon, and which may be either a flank or central battalion of the new line, but should be that one which, being placed at the point of *appui*, determines the position of the line, and therefore will commonly be a flank one.—The general column, when arrived at, and standing on, the new line, should always front to the point of *appui*, whether flank or central.—Each adjutant marks one certain flank of his battalion in the new line; and each in taking up his ground allows for the front and interval of his own battalion from the last placed adjutant before him.—Each adjutant always marks that flank of his battalion in the new line at which its rear is to enter, and at which its REAR division in column is to rest, and therefore it is that flank which is farthest from the point of *appui*: if his battalion is to march with its right in front, he marks its left; and if with the left in front, he marks its right. It is therefore often necessary, as will be mentioned, that some or all of the battalion columns should
sepa-

separately countermarch (S. 101.) at their point of assembly, in order to move off with their proper flank divisions in front, and thereby enter the new line at their respective adjutants.

3. Supposing therefore that the battalions are standing in columns (the right in front) either in general column, or in contiguous line.—If the position is to be taken from the *right* B, of the new line, the adjutants will from thence prolong it, each successively marking his own left.—If to be taken from the *left* C, the adjutants will from thence prolong it, each successively marking his own right; and the battalions, on separating from the general mass, will each countermarch, so as to arrive at its adjutant a column with the left in front.—If to be taken from a *central* point D, both flanks of that battalion must be marked; its adjutant, and those of the battalions standing to its left (or behind it if in column), will mark each his own left; the adjutants of the battalions to its right (or before it if in column) will mark each his own right, and those battalions will in consequence countermarch so as to enter with their left in front; and in this manner will the whole stand on the new line facing to the central point.

Fig. 106.
Point of appui determined.

4. These circumstances determined and understood, all the adjutants are sent forward to the ground of the named battalion; the general direction of the line is ascertained by stationed objects; the flank point of entry is taken by the named adjutant; and all the others from him successively prolonging the line, mark their respective ordered points of entry; they are expected to give ground quickly, according to circumstances, both by their eye, and their own step, as well as by the step of their horses.

Adjutants mark flanks.

5. In

Battalions enter the new line.

5. In the mean time the whole are put in motion, and when sufficiently advanced they HALT.—Such battalions as are to countermarch are ordered so to do, and each then diverges to right or left, avoids crossing or interference, and marches quick to its own point of entry, opening its divisions in the course of the march.—At that point a momentary halt is made; the head division wheels into the line, the others successively follow it at open distances, and in ordinary time (*S. 125. 115.*), till the word HALT is given on the arrival of the rear division at that point.—The battalion thus standing in open column, and its pivots being corrected on the adjutant, is ready to wheel up into the line, which is in this manner separately entered by each battalion, whether it is to face to the front or to the rear of the march.

6. As the adjutant always marks the point where the REAR division of his battalion column is to be placed, so the point where the head one is to rest will be of course easily known (and may be also marked in due time by another detached person), being at the distance of a proper interval and the front of a division from the preceding adjutant.—The several adjutants when placed become so many points of march to the battalions that are prolonging the line.

General rule. 7. Although unnecessary ground may seem to be gone over by the head divisions of some of the battalions, when they enter at their rear point, yet the rule that each of them shall enter the line where its REAR is to rest, is simple, general, and most readily corrects any mistakes that may be made; and all circumstances considered, it is a quicker and surer manner of forming on the new positions than if the battalions were to enter at their head, or intermediate points

8. When the enemy cannot possibly interrupt the movements of the detached battalions, this is an expeditious method of taking up ground in a defensive position: but it requires great exactness in the distances given by the adjutants, for, if they misjudge their points there will be false intervals in the line, which can only be remedied by the battalions marching on to their proper distances before they HALT.—If the battalion of *appui* is nearest to the new line, and the first to form on it, then, as all the others must enter it successively, any inaccurate marking of the adjutants may be remedied; because each battalion, without interfering with any other one, can, before it HALTS, march up to its just distance from its preceding one; but if the battalion of *appui* is the last to enter the line, each must then HALT at the point marked by its adjutant, and no correction can be attempted till the battalion of *appui* has halted, and that the whole are in one general column.

9. Should adjutants be ordered to mark the head (instead of the rear) point of their battalion columns, and should such columns not countermarch, as is before required: In such case, each must sometimes take distance not for the front of his own but for the front and interval of an adjoining battalion, and the column would not face to the point of *appui*; these circumstances would much tend to embarrass the formation of the line.—When an adjutant has to allow for the front of another battalion, he must be apprized of the number of files, officers included, in such battalion.

10. Although the adjutant does always mark the REAR flank of the battalion column, yet as its head point, or any intermediate one, is afterwards easily ascertained, it can be directed (when particularly so

8. When

A a

ordered)

ordered) to enter at either of those points, as well as at the rear one, for, any of those operations places the whole in open column in the new line.

11. When battalions assemble in line of contiguous close columns, they should be so placed that no crossing or retardment of the after-march may be occasioned.—If the new position to be taken faces the same way as the columns do, the battalions should stand in their natural order from right to left.—If the position to be taken faces to the rear of the columns, the battalions should assemble in the reverse order, so that the right one shall be on the left; or, if they otherwise assemble at first, they must countermarch in mass, in order to stand so.

Positions
taken to front
or flanks.

Fig. 105.

12. If positions are to be taken up to the front E. or to the flanks B. C.—The circumstances already mentioned will determine from what point the general line will be given, and what flank of his battalion each adjutant shall mark.—The several battalion columns (having countermarched, if necessary, and if standing in general column having disengaged into an Echelon position) march towards their adjutants, taking care to diverge to that hand which does not cross the path of the leading battalion, or of each other; and when they approach the new line, whatever way it fronts, each is in a situation to enter it at its REAR point, or, if particularly so ordered, at any other given point.

Positions tak-
en to the rear.

13. If positions D. are to be taken in the rear.—Each battalion will countermarch its divisions by files, so that the columns stand with their left in front; the battalions then having the new positions before them, will proceed accordingly.

14. As

14. As in changes of position, the arrival and formation of battalions in line is generally successive; the head point of each can be readily ascertained from the situation of the preceding battalion, even before the whole of it may be steadied in the alignment, and an under officer may in time be sent forward the more exactly to determine it.—But the *rear* point of each, at which the adjutant places himself, must as to distance often depend on his eye alone, and being mounted he will always have sufficient time to take it up; as to the direction of the line, which is the great object of his attention, he can never fail in it, if he takes it carefully from the prolongation of such objects as he sees are placed in it, and of such part of the troops as may be formed on the line.

15. The quickness and accuracy of all formations of the line, and of all changes from one position to another, depends totally on the intelligence of each commanding officer, who always conducts the leading division of his battalion to its point of entry in the new line, and also of the adjutant, who, prolonging that line, marks the point of his last division, and is himself the object on which the pivots of the column, or the divisions of the Echelon or column that successively come into line are dressed upon.—When the adjutant marks the *rear* point for the entry of the battalion column, he must be accurate both in his distances and direction: When he marks it only as a point of dressing for divisions that successively arrive in line, the justness of direction is then the material object.

S. 182. When the rear Battalions of a Column break from it, in order to enter, and form on an Alignement, in which the head ones have halted.

Fig. 104.

If a considerable open column has at any time partly wheeled into and prolonged a new direction, and that the head being arrived at its point, the whole are ordered to HALT with an intention of forming line in the new direction.—On the cessation of march the entire battalion nearest the line, and any partial divisions of the one preceding it, that have not entered when the whole halt, shall immediately, by FACING and FILING, gain the new line. But all the other battalions in the rear shall break from the general column, and each MARCH quick and separate in individual column till it arrives at its adjutant, who, having expeditiously lined himself on the head objects of the new line, will be placed at its rear point of entry; the battalions will then prolong the line, and, as they must have successively arrived in it, each will halt when its head is at a due distance from the preceding battalion, its pivots will be corrected on its adjutant, and it will thus be ready to wheel up into line, when the next battalion behind it shall have three divisions at least correctly standing in column on the line.—Or, the adjutants still marking the rear points to their battalions, if so ordered, the head of each may be conducted to its respective head point (which is readily ascertained), it will then HALT, FACE, and FILE into the new line,

line, and its pivots being corrected on its adjutant, it will be ready to WHEEL up into line as in S. 124.

A column marching at half, or quarter distance, may in the same manner take up its ground.—The division that is to stop at the point of *entry* being ascertained, such part of the column as is before that division will successively there enter the line, and prolong it at open distances.—In the mean time such battalions as are behind that division, breaking from the general column, will march to their respective points, and extend along the line.

S. 183. *When a Line of several Battalions, thrown into Open Column, changes Position on a fixed flank Division.*

The direction of the new line being ascertained Fig. 47, and prolonged, and the flank company placed perpendicular to it, as already directed (S. 120.), the whole wheel backward into open column, facing to the standing company.—The flank battalion *FACES* and *FILES* into column on the new line (S. 120.), but the head division of each other battalion wheels and *MARCHES* off quick in separate column to its adjutant, who marks its *rear* point in the new line; it there enters, prolongs, and wheels up, each successively, as directed (S. 125.)—Or, if so ordered, each battalion may enter at its head point, as in (S. 124.)

S. 184. When a Line of several Battalions, thrown into Open Column, changes Position on a fixed central Division of any one Battalion.

S. 183.

The direction of the new line being ascertained and prolonged, and the central company placed perpendicular to it, as directed (S. 122.), the whole line breaks backward into open column, so as to stand faced to the central company.—The companies of the central battalion, and of the one on each side of it, proceed to *PAC*, *FILE*, and place their pivot flanks in column on the new line (S. 122.)—But the head division of each other battalion wheels and *MARCHES* quickly in separate column to which ever hand necessarily conducts it towards its proper rear point in the new line, which is marked by its adjutant, it there enters, prolongs, &c. as in the preceding section.

In central changes of a battalion or line.—The movements of the right wing, whether thrown forward or backward, are those of a column with the left in front, the rights being the pivot flanks; and the movements of the left wing are those of a column with the right in front, the lefts being the pivot flanks.—In changes of position on the right of a battalion or line, the movements are those of a column with the right in front.—In changes of position on the left of a battalion or line, the movements are those of a column with the left in front.

S. 185. When a Line of several Battalions, thrown into Open Column, changes Position on a moving central Division.

1. The direction of the new line being ascertained Fig. 107. and prolonged, the named company, a. will be wheeled and placed with its pivot flank perpendicular to and on the new direction, fronting the way the line is to extend, and if to the rear it must therefore countermarch.—The line will then break backwards by companies, so as to stand faced to the named company.—That company, a. will now be put in march along the new direction, and be followed in double column by the remaining companies of the central battalion, and covered by one of those columns, viz. by that whose flank in prolonging the new line will naturally first arrive at its proper ground, and which march with their pivots upon that line.—When the named division arrives at its new point, a. 2. it will, together with those that are marching behind it, receive the word to HALT: such divisions of its battalion, which are to be in front of it, and are now marching by its side in column, and are separated from it by a distance of 3 or 4 paces, will move on, and by *fling* from their pivot flanks, will successively place themselves in column, before and facing to it, at a double wheeling distance.

2. The other battalions which moved when the central one did, which in the mean time have been marching, each in separate column led by its inward

A a 4

flank

flank division, and which have been pointing to front or rear, relatively to the movements of the central battalion, approaching, but not entering, into its direction, except such as would naturally follow on the prolongation of the line: Those battalions will, when the central one HALTS, march quick towards their several adjutants who have been detached to mark their *rear* points, enter, prolong, and wheel up into line, as already directed.—In this movement some of the battalions near the central one might form to advantage on their head points, by filing from their pivot flanks into line, and if so ordered they may do it accordingly.

3. If the named company is a flank one of a central battalion, in that case the whole of that battalion will follow it in one column only, and the adjoining battalion will compose another column, and march a-breast of it, separated by 3 or 4 paces, till the named battalion comes to its ground and halts; the adjoining battalion will then proceed, and, by filing round from its pivot flanks, will (standing faced to the directing one) take its place in the general column, in order to form into line.

4. On many occasions when the named company is to be movable, and that it is a central one of a battalion, the whole of that battalion, if it is thought advisable, may without much loss of time be thrown into one column before and behind that company, and the companies of that battalion, which are in front of the named one, will be countermarched, in order that the whole may face the way the column is to move.—This done, the general movement of the central and other battalions, each in separate column, may begin; and in such case, the front company of the central battalion will be the first to arrive and HALT at the point where the column is to wheel up into line.

5. This

5. This movement of the given division is equivalent to the line marching from the center either to front or rear, and from that situation forming away to the flanks: or, to the whole line first marching forward, or backward, and then making a central charge on a fixed point.—At the same time that it changes the front of a line, it carries the flanks to whatever point in that line it is meant they should rest at: it is the movement, which a second line does make, in order to comply with a change of position made by the first line, on a fixed point.



§. 186. *When the head of a considerable open Column in March arrives at, or near the Point from which it is to take an oblique Position (B) facing to its then Rear, and at which Point its 3d, 4th, or any other named Battalion is to be placed.*

Fig. 109.

1. In general, the column after entering the new line would continue its march in that direction, till the named division arrived and was halted at the point of intersection; the battalions that had not entered into the line would then break off from the old direction and gain the new one.—But if such a column was marching parallel to an enemy's flank point as far as was intended, and that the object was to take an oblique line and attack that flank: In such situation

Fig. 109. B.

tion it might be too hazardous to allow the rear of the column which was destined to become the refused flank of the new line, to remain so long in its parallel direction, and it might be essential to draw it farther from the enemy as soon as possible.

2. Suppose the column consists of six battalions, and that it is determined that the head of the 5th shall be placed at the point of intersection (d).—The column moves on and when the head of it arrives at the point (d) in the new line, the two, or any proportion of the leading battalions, may by the successive wheeling of their divisions enter it and march along it in the ordinary manner; but as soon as the leading division of the column does enter it, the 3d, 4th, and every other battalion breaks off separately to the rear and march quick in columns to gain the new line: the 3d and 4th battalions assemble in close column a little beyond the point of intersection (d) and the new line; the 5th entering at its adjutant who marks its rear, forms in open column on the new line, with its head at the point (d), and all the other rear battalions form also relatively in open column on the new line.—The two leading battalions having in the mean time prolonged the line, when it comes to the turn of the 2d, it gradually takes its distances, follows in open column, as also all the others, till the whole are ordered to halt, and the line to be formed by wheeling up.

3. The justness of this movement depends; on the points in the new direction being taken up quickly and with precision, on the previous determination that a certain battalion or division of a battalion, shall pass or halt at the point of intersection; and that every part of the column which is behind that battalion shall throw itself into open column on the new line behind the point of intersection, ready to prolong

prolong or to form the line whenever it comes to its turn.

4. This movement will often take place in the change of position of a second line, and is performed by all those that are behind the division which is to stop at the point where the old and new lines intersect.—And at all times when the open column changes into a direction on which it is to form, and that the division which is to be placed at the point of entry can be determined, it much facilitates the operation to make every thing behind that division gain the new line as quickly as possible, without waiting till the head of the column halts.

5. Suppose the column marching on a line parallel to an enemy's front, to have entered opposite one flank, and to be marching towards the other as if meaning to form in parallel line, but that circumstances determine to form in oblique line C, and attack the flank it has passed.—The column will be halted when the rear has arrived at a determined point; the direction of the oblique line, C, will be given; each division of the column will counter-march; the battalion that is to rest at the point of intersection will be named; the whole will be put in motion.—Two or three of the leading battalions continuing their march will by the successive wheeling of their divisions prolong the new direction; such following ones as are to be before the point of intersection, a, will assemble close to it; such others as are to be behind it, will at once march off quickly and separately to their point of entry in the new line, and stand in open column upon it: in proportion as the head advances the whole will extend along the line in open column, be halted, and formed by wheeling up.

Fig. 109. C.

6. A line

6. A line formed parallel to an enemy, may change situation in the above manner, by wheeling into open column, marching on to the point of intersection, and then taking up the new oblique position.

7. If a column moving parallel to an enemy, should stop and take up a new position on any point then within itself, such formation would be a central one and made either on a fixed or movable division.

CLOSE COLUMN, OF THE LINE.

1. The great object of a considerable close column is; to form the line to the front in the quickest manner possible; to conceal numbers from the knowledge of the adversary; and to extend in whatever direction the circumstance of the moment may require; which till it is nearly accomplished cannot be obvious to an opposite enemy: It is a situation for the assembly, more than for the march of troops: It is not formed until the head of the troops is arrived in column of whole, half or quarter distance near the ground where they are to extend into line.—The formation from close column into line is an original one, generally protected by cannon and cavalry, made at such a distance as not to be interrupted by the attempts of an enemy, and avoiding the enfilade of artillery. Its positions cannot fail to be truly taken.

2 The

2. The close column should not exceed 6, or 7, battalions; where there are more troops, it is best to form more columns if it can be done; therefore the columns of march may often be sub-divided when they come near the points of forming into line, be directed upon them, and then closed up.

3. In general the battalion close columns before they begin to deploy, should stand 2 companies in front, and 5 in depth: In this situation the right company has its officer and his serjeant on its right flank, and the left company has its officer on its left, and his serjeant on its right. (S. 147.)

Fig. 70. 72.

4. From close column the whole or any part of the body may be ordered to extend into line to either hand, as circumstances may require.

5. When a close column is halted, each battalion of which it is composed is 3 paces from the one before it.

6. A close column must loosen its divisions before it can march in front, and its changes of direction must be made circling and on a moving point, to enable its rear gradually to comply: If too great intervals should be made in the column, they can best be closed by a halt of the head.

7. Battalions standing in mass should be 6 paces distant from each other before deploying into line.

8. A close column of 2 or even 3 battalions, may occasionally deploy in the same manner as a single battalion does, and on any division; but in proportion to the number of divisions does the difficulty of execution increase, and at any rate the formation will probably be inaccurate and defective.—Therefore,

fore,

2 The

may change
into open
interfection,
n.

an enemy,
any point
a central
division.

LINE.

close column
thickest man-
the know-
d in what-
moment may
shed cannot
s a situation
n of troops:
ps is arrived
nce near the
line.—The
an original
valry, made
ted by the
enfilade of
ruly taken.

fore, when several battalions are halted in a close column, they do first deploy in mass on any named one, and thus stand in contiguous line of battalion columns, with any ordered interval between each. If the columns are of companies, the intervals will be equal to the front of a company and a half, they will then form columns of 2 companies each in front; and the whole will then deploy into line on any named division of any battalion.

S. 187. *When a Column of March (by Companies) of several Battalions forms Close Column, and then extends into Line.*

Fig. III.

CLOSE TO QUARTER
DISTANCE.

ORDINARY.

When it is found proper to shorten the column of march, the rear divisions are ordered to close up to a certain distance — The leading division of the column either halts or shortens its step, and the rear divisions close up to quarter distance: an interval of a company is reserved betwixt each battalion, and the divisions when closed resume the ordinary march.

When

**FORM CLOSE
COLUMN.
HALT.**

When arrived within about 200 yards of where the line is to be formed, the head is halted, and the rear divisions move on to close column.

**BATTALION COLUMNS
WILL DEPLOY ON THE
3d BATTALION.**

The third or any other battalion is then named as the one which is to give the ground on the line, and points in it are already marked out by the advanced adjutants.

OUTWARDS FACE.

The 3d battalion stands fast, each other one in mass faces to its proper hand.

Q. MARCH.

Each marches quick to the flank without opening out.

**MARCH.
HALT, DRESS.**

When the 3d battalion is uncovered, it marches forward to its place in line, and halts at its given points.

**HALT, FRONT.
DRESS.
MARCH.
HALT, DRESS.**

The battalions that are marching to the flanks, as soon as they have acquired an interval of one company and a half from each other, will successively HALT, FRONT, DRESS—MARCH—HALT, DRESS, with the 3d battalion which is now on the line. Music, drummers, &c. are in the rear of each battalion column; and also artillery, unless otherwise placed.

FORM GRAND DIVISIONS, &c.

The battalions being thus placed on the line with the above intervals, and in columns of companies, are ordered to form columns of two companies in front, as in (S. 147.)

THE LINE WILL BE FORMED ON THE 3d DIVISION OF THE 3d BATTALION.

The line being now prolonged to both flanks, a CAUTION is given that the whole will deploy on any named division of any one battalion: for example, on the 3d division of the 3d battalion.

OUTWARDS FACE.

The two right battalions, and the front divisions of the third, FACE to the right, and all the rest to the left.

Q. MARCH.

The whole MARCH quick to the flanks, except the named division, which advances into the alignment, and the rest of the 3d battalion proceeds to make a central formation on it. (S. 150.)

—DIVISION, HALT, FRONT, &c.

The other battalions continue their march till each arrives at the point where its inward flank is to be placed; and when each does so, such flank divisions, whether it is the front or rear one, HALTS, FRONTS, and occupies its place in line, while the other divisions proceed and make their deploy-

{ deployment upon it.—In this manner the battalions successively deploy (S. 148. 149.), observing the general attentions already given.

2. The points of marching and forming upon must be well defined: The head divisions of battalions that move along the line must do it accurately, and by no means get before it: The files must march correct, and the beginning of the deployment of each battalion must be well timed, otherwise the general line will be ill taken up.—The general line is that on which the battalion stood before the deployment begun, and the several adjutants will carefully and quickly prolong it, each giving a point near to where the outward flank of his own battalion will extend.

3. The battalion columns FACE, and separate from the general column by a command given for the whole by the chief; but each column is halted, fronted, and brought up into line by its respective commanding officer.—In like manner when the several columns are on their line of formation, they will FACE and MARCH by word of command from the chief; but each will be ordered to DEPLOY at the proper place by its own commanding officer.

4. When several battalion close columns stand arranged along side of each other, and are in concert to deploy into line.—The named one of formation only can be required to form, either on the front, a CENTRAL, or the rear division; but each of the others necessarily form, either on its front, or on its rear one, as the circumstances of situation demand.

B b

5. After

5. After the column of march has closed up to quarter distance, the leading battalion may, when thought proper, be at once directed to its point of halting; and the others may successively diverge from the column, arrange themselves as before along-side of it, and double up to columns of 2 companies.—The line of battalions in mass being thus formed, at such a distance from the position, it is to extend on as circumstances point out, may from thence advance on a front 1-5th of its extended one (as the several battalion columns are now 5 divisions in depth), and may then deploy into line, as near to the enemy as appears safe.—In such state of deployment the troops have not much to apprehend, as they are in a situation to resist any sudden attack; nor until they do begin to deploy, can the enemy provide against, or determine what position they will take up, as 4-5ths of their number may be thrown to either hand, and as an oblique direction may readily be given by the previous placing of the several battalion columns in such intended direction, which is an easy operation.

Fig. 106. E.

S. 188. *Oblique Deployments.*

Oblique deployment.

The deployment of the close column into a line OBLIQUE to the one on which its head then stands, may in some situations be required where circumstances do not permit of the previous operation of placing

placing the column perpendicular to such line; as when a wing is to be lengthened out but refused, or an enemy's flank to be gained by throwing forward one or more battalions which have advanced in close column behind the point of a wing; or when the nature of the ground on which the column stands demands? Employment that will give a support to a flank, or preserve the advantage of a position. Fig. 112.

Such deployments must be made by the troops as standing in one column, and by the whole as if one battalion, according to the mode prescribed for it; they do not apply to battalions separated and standing in mass on the same line. If more than one or two battalions take up an oblique line, it will require great attention in the commanders to preserve order, and to form with justness.—Such formations are required on the front division of the column; hardly on the rear or on a central one, the attendant difficulties are sufficiently obvious: The column must be well closed up, and two companies in front.—Whenever circumstances permit the column to be placed perpendicular to its line of formation it must always be done: oblique formations are unavoidable exceptions.

closed up to
n may, when
o its point of
y diverge from
fore along-side
companies.—
thus formed, at
s to extend on
thence advance
(as the several
in depth), and
o the enemy as
ment the troops
are in a situation
they do begin
gainst, or deter-
up, as 4-5ths of
either hand, and
y be given by the
battalion columns
is an easy ope-

oyments.

column into a line
head then stands,
ed where circum-
ious operation of
placing

S. 189. If a Battalion close Column of Companies should be required to form the Square.

Fig. 108. B.

The column being halted with the usual interval of one pace between the companies, receives the cautionary command to **FORM THE SQUARE**, on which the front half of the companies in the column take one pace forward; the first company then falls back to the second one pace, and the 2 last companies close up 1 and 2 paces to the company before them. The whole companies make an interval of 2 paces in their centre, by their sub-divisions taking each one pace to the flanks; 2 officers with their serjeants place themselves on each of the front and rear intervals; 2 officers with their serjeants also take post in each of the increased intervals in the center of the sides; and a serjeant takes the place of each flank front rank man of the first division, and of each flank rear rank man of the last division; all the other officers, serjeants, displaced men, drummers, &c. &c. assemble behind the center of the companies which are to form the flank faces.—On the word **OUTWARDS FACE**, the two rear companies face outwards, and 4 files (supposing the companies of 12 files each) on each flank of all the companies (except the first and last) also face outwards, the whole lining with the flanks of the front companies, and dressing in ranks from front to rear.—At the word **Q. MARCH**, the 5th file from each flank of all the companies except the 2 first and 2 last, followed by the front rank

rank man of the 6th file, move up to right and left, and respectively fill up the intervals between the flanks of their own and the preceding division; the remainder of the men of the first division arrange themselves to their right and left, forming close in the rear of their own divisions respectively.—The whole thus stand faced outwards, and formed at least 4 deep, with 2 officers and their serjeants in the middle of each face to command; all the other officers, as well as serjeants, &c. &c. are in the void space in the center behind their companies; and the files of the officers in the faces may be completed by serjeants, &c. &c. from the interior, in such manner as the commandant may direct.—The mounted field officers must pass into the center of the column, by the rear face, if necessary, opening from its center 2 paces, and again closing in.—When ordered, the 2 first ranks all round the column will kneel and slope their bayonets; the 2 next ranks will fire standing, and all the others will remain in reserve; the file coverers behind each officer of the sides will give back, and enable him to stand in the 3d rank.—Whatever is the strength of the companies which compose the flank sides, the whole of them will face outwards except their 4 center files, which are always reserved for filling up the intervals.

To reduce the square.—On the word FORM CLOSE COLUMN, the files that faced outward will come to their proper front, and the files that moved into the intervals will face about.—At the word Q. MARCH, the grenadiers take one pace forward, and the 2 rear companies take one and two paces forward, and then face about; the files from the intervals take their proper places; officers, serjeants, &c. will quit the interior, move to their several stations, and the companies that composed the flank faces will be completed; the companies will also close inwards by subdivisions one pace.

S. 190. *When several close Columns are formed from Parts of the same Line.*

The parts of the line which are to compose each column are named; each battalion forms a close column on one of its own named divisions: The several battalion close columns march by a flank, and place themselves before or behind the directing battalion of that general column to which they are to belong.

S. 191. *If several considerable close Columns are halted at accidental Distances, but with their Heads dressed, and*
 Fig. 113. 114. *are ordered to form in one Line.*

At whatever distance the heads of the close columns are halted from each other, the separate battalions will move up into line, each column upon its own named battalion: The point and division on which the whole are to form will be named: The whole will extend from it: The distances and commencement of movement will be taken from the named point, so that the outward battalions may move successively

cessively as it becomes necessary to preserve their distances from the inward ones.—Or, the adjutants taking their points from the given one of *appui*, the columns will in the mean time be previously so placed as not to cross or interfere in the march; the battalions of each will then disengage, march, enter, and form on the line.



S. 192. *If two Columns halted at open, half, or quarter Distance are to exchange*
 Fig. 115. E. *Places.*

The divisions of each will face inwards and file; when they have nearly approached each other, one of them halts, the other continues in march, and passes through the intervals of the halted one.—Both columns then move on until they arrive, halt, and front on the ground which each other occupied, and which has been properly marked and preserved for them: during this flank march, the heads of the files are kept nearly dressed, and are regulated in each column by the 2 leading divisions.—This operation is necessary when a line is to be taken up and formed on facing the reverse way to what the columns then do; and if such line is in the rear of

the columns they also countermarch their divisions by files, in order to enter and prolong it.—This mode of columns exchanging situation, which is equivalent to the passage of lines, may be required on several occasions.

S. 193. *When two Columns are to form in Fig. 115. Line in any given Position.*

Points are prepared.—The columns, by marching, countermarching, exchange of situation by files, or by whatever other operation is necessary, are brought up with their heads to the given points in the new line; the columns close up; the battalions disengage, place themselves on the new line; the division or divisions of formation are named, and the whole relatively deploy into line.—Or, points being prepared by the several adjutants, the battalions will disengage at a due distance, march on their respective points, and form in line.

S. 194.

S. 194. If there are two Columns, composed each of Parts of two Lines, which are to form.

Fig. 114.

The battalions of the second line will halt at a proper distance from the first, and deploy or form in line in the same manner as the first one does.—Or, if the first line is to form facing to the rear, the second one will have to proceed and to pass it, in order to arrive at its relative situation.

If two lines march off to the front in 2, 3, or 4 columns, each composed of part of the two lines; advance at certain distances from each other to where their heads enter on 2 given parallel lines; wheel their heads to a flank into, and prolong those lines to any extent: Then, as the columns of each line have of course joined each other, the whole will be moving in 2 columns of lines, ready to form by a wheel-up to the flanks, when the object of the movement is accomplished, which probably may be that of out-flanking, or turning the flank of an enemy.

If two lines, marching in columns of lines to a flank, are unexpectedly obliged to make front to that flank, then the new lines will be composed each of part of the old ones, by forming up to right and left.

ECHELLON MOVEMENTS OF THE LINE.

Echellon movements of a great corps.

1. The ECHELLON movements of a great corps place it in an advantageous situation to disconcert an enemy, to make a partial attack, or a gradual retreat. Different previous manœuvres must always have diverted the attention of an enemy, and prevented him from being certain of where the attack is to be made. It may be formed from the center, or from either of the wings reinforced: If successful the divisions move up into line to improve the advantage: If repulsed they are in a good situation to protect the retreat.— In advancing, the several bodies move independant, act freely, and are ready to assist: In retiring they fall gradually back on each other, and thereby give mutual aid and support.

Strength of Echellons.

2. The Echellons of a line are according to its strength, of one, two, or three battalions each.— Though their flanks seem multiplied they are not exposed, as they cover each other; and if they are far asunder they may be protected by artillery and cavalry relatively posted.

Oblique march.

3. Echellons seen at a distance appear as if a full line: being short and independant lines they can the easier march obliquely to out-wing an enemy, or to preserve the points of appui to a wing; and such movement may not be perceptible to an enemy.

Echellon formed on any division.

4. The Echellon may be formed direct from line, on a flank or any central division, either marching or halted, to front or rear.

5. The

5. The whole or only part of the line may be thrown into Echellon, and that either to the front or rear.—In the first case with a view to gain the flank of an enemy, or obtain a cross fire; in the second to refuse or cover one's own flank.

Partial formations in Echellon.

THE LINE.

a great corps to disconcert an gradual retreat. always have di- prevented him k is to be made. from either of e divisions move ge: If repulsed t the retreat.— ve independant, n retiring they d thereby give

6. When the Echellon is unconnected with a line, the advanced flank or division regulates all its movements; when attached to a line, it must depend on the motions of that line.

Directing point.

7. The same general principles of movement and formation apply to all Echellons similarly formed, however great or small they may be, and whether they are acting to the front or the rear.

8. Echellons of half battalions or less move forward by their directing flank, which is always the one advanced from, or wheeled to.—Echellons of battalions move by their advanced serjeants.—Echellons of several battalions move in line each by its own center, and the whole by the battalions next the directing flank.

General directing points of great Echellons in movement.

according to its tations each.— d they are not and if they are by artillery and

9. By at any time halting the Echellon the leading division may be changed, and instead of one flank the other may be made the advanced one: Or, instead of an Echellon formed from a flank, it may be converted into an Echellon formed from the center; this is effected upon any named division, by the relative and perpendicular movements of the others to front or rear.—In this operation when the Echellon is a direct one, the divisions of it will exactly pass each other's flank: when it is an oblique one, which has been formed by wheeling, a part of each in passing will necessarily be interferred by the one preceding it, and must therefore double in passing, and afterwards extend into its proper place.

Change of directing flanks, or divisions of the Echellon.

appear as if a full es they can the an enemy, or to wing; and such an enemy.

irect from line, er marching or

5. The

S. 195. When a considerable Line changes to an Oblique Position by the Echellon March of Companies.

1. *If the new line intersects any part of the old line.*—The battalion so intersected will make its change of position on that fixed point flank or central (*S. Fig. 77. 159. 161.*); and all the others will march in Echellon whether forward or backward to their respective points in the new line, before they successively begin to form in it. (*S. 162.*)

2. *If the new line intersects the prolongation of the old line.*—A point will be given in the new line where the leading flank is to be placed.—The leading division will be wheeled so that it may move perpendicular on that point, and all the other divisions of the line will wheel up the same number of paces: the whole will march up in Echellon regarding their leading flank as a movable center, and as each battalion arrives at the new line it will halt, and form in it by a new interior arrangement. (*S. 157.*)

In these changes of position, the whole Echellons of a line are situated, and may be considered relatively the same as the platoons or echellons of a battalion: the whole move together and connected at the ordinary step; each battalion arrives successively at its point in the new line, and each as soon as it arrives begins its formation on it.—So that whether it is the battalion or a line which so changes, the march is made with precision, and each Echellon forms up in succession.

S. 196. *When the Line marches obliquely outwards in Echellon of Companies, and changes Position inwards to move upon a Flank which it has gained.*

The line formed and halted marches to the flank in Echellon of companies (S. 155.) forms in line parallel to the one it quitted (S. 156.) and if it then instantly makes an oblique change of position, (S. 159.) it will be placed in a situation to march forward with the greatest advantage on the weak point of the enemy.—Or according to the distance from the point of attack; the line after resuming its parallel situation may move forward a given space, then make its oblique change of situation, and again march on in the new direction it has acquired, on the enemy's flank.

Fig 86.

S. 197.

S. 196.

S. 197. When from Line parallel to an Enemy, considerable Echellons advance from a Flank to the Front.

The divisions of the line and the distance of Echellons being announced; the flank Echellon moves on; when it has taken the given number of paces, the next one follows, and thus successively till the whole is in motion; the whole halt, when the leading Echellon halts.

Fig. 118. 1. Two under officers from each following Echellon will march in the line of each preceding one, so as to stop (when the preceding one does) in its just prolongation, and at the points at which the inward flank and center of the following one is to be halted when it is required to move up into line, and whose position in such line must be thereby easily and accurately determined.—If the Echellon is composed of more than one battalion, the others, when such detached under-officers stop, will send forward to mark also their several centers in the prolonged line.

2. It depends alone on the conductor of the leading Echellon when it halts, to give it such a direction that its prolongation shall pass before the enemy's front; and if the others are to move up into line, and are then within reach of the enemy's fire, it is evident how much care each must take, not to throw forward its outward flank, and be thereby exposed to an enfilade.

1

3. Not-

3. Notwithstanding every measure taken to obtain exact parallel lines, the following Echellons must, and on the march will be guided by and conform to the leading one; their great object is to preserve in moving on, their parallel and relative situations, their ordered distances, and proper flank interval: In this they are to act in the same manner as when advancing in line, and having the leading Echellon to guide them, together with the assistance of the mounted officers who attend to their movements, and prevent their outward flanks from being thrown too forward; they will execute with justness, this important manœuvre.—The preservation of intervals is also as essential an attention, as in the attack in line.

4. *When large Echellons* having marched forward are to wheel up to their advanced flank, and form in line oblique to the one from which they departed. The outward flanks which are to be the standing ones, must be halted as soon as each touches the line on which the formation is to be made: and for this purpose a line must be ready marked by advanced officers (prolonged from the leading Echellon) on which such flank is to halt, and on no account to pass it.—Each Echellon forms in line by a change of position on that flank: but if there is not a previous arrangement of distances, and a degree of doubling of each in proportion to the intended obliquity of the line, there will be encreased intervals between the Echellons.

Fig. 119.

S. 198.

3. Not-

S. 198. *When a Line formed on, and beyond an Enemy's flank, moves to the Attack in great Echellons.*

The Echellon which is then placed perpendicular to the point of the enemy's flank will move on, the rest will successively follow it, from each hand, and at their prescribed distance; the Echellons on one flank will be refused, and on the other they will advance beyond the leading one, to envelope the enemy.

Fig. 124.

From whatever situation of Echellons a body is placed in; a CHANGE in those Echellons may be instantly produced, by altering the leading one, and all the others immediately taking new relative positions to conform to it.

S. 199. *When a Line formed in front of, and obliquely to the Enemy, is to move forward from a flank to the Attack in great Echellons parallel to the Enemy.*

The number of Echellons and strength of each being ascertained and announced, the Echellons will naturally be formed to and led by the advanced flank. —As the oblique Echellons of a battalion are formed by the wheels of each company; so the oblique Echellons of a line are formed by wheeling up the 8th file of each flank company of each Echellon a given number of paces, and then correctly dressing the company to it: the other companies of the battalion or body which compose the Echellon, wheel each their 8th file half that number of paces, dress up to it, and the whole march and successively line upon the prolongation of the given one, proceeding as in the Echellon change of position of one or more battalions on a fixed flank. (Sec. 159.) Great pains must be taken in the correct placing of the flank directing division of each Echellon.

Fig. 120. 121.

1. It must be observed that when the *Echellons* have been formed from the *oblique* line, so as to stand parallel to the enemy's front, they will be doubled behind each other in proportion to the degree of wheel made, and that were they to move directly forward to form in line with the leading one, a portion of each would be thereby cut off, and the general extent of the line reduced.—To endeavour by obliquing in the course of marching to rectify this defect,

C c

fect,

S. 199.

fect, would be very difficult, and is hardly to be attempted: It must be remedied either by an early attention to taking the necessary and greater intervals than usual before forming the oblique line: or, before the whole advances, making the Echellons take ground to the flanks, and place themselves in their proper relative situations, as they would be when formed from parallel line: This done the whole may move on, either from the advanced or retired flank, and when proper, march up into parallel line: Should this not be done, part of each Echellon would of course be excluded on forming the general line, and must remain behind it.—The line may also be formed (provided the front Echellon halts in a situation that will allow it); by each other one at that instant making such a change of direction backward on its regulating flank, as will allow it to march perpendicularly forward to its proper point in the new line, where by another change of direction forward it will take up the prolongation of the leading Echellon.

2. Whether the original line is formed *parallel* or *oblique* to the enemy's front, the Echellons before marching are always to be placed perpendicular to the line on which they are to move.—From this situation a diagonal march on the enemy's flank may be made, and in such case large Echellons must be broke into companies; but it is an operation difficult in the execution, that would require much circumspection, and if attempted too near would be very dangerous, as the flank thrown up is much exposed to the enemy's enfilade.

3. This **ATTACK** can be at once formed from a column of march, or the open column of a line, which is prolonging a direction upon, and oblique to that of the enemy.—The column will halt, wheel into line,

line, and without any sensible pause the leading flank of each Echellon will wheel up parallel to the enemy, the other divisions of the line will each wheel the half of that space, and move on into their several Echellons, the whole will then be ready to advance led by any named Echellon. Fig. 121.

The ATTACKS of considerable bodies are almost always conducted on the principles of the ECHELLON; there are few situations where the whole could act at the same time, or where it would be prudent or eligible so to do: they are therefore made by fractions of a line well supported and reinforced.



S. 200. *With respect to the Enemy, and the intended Movement; the ECHELLON position may be taken from the* } *Parallel Oblique Column* } *Position.*

1. *If from the line parallel to the enemy.*—It is previously divided into the several Echellons which are to compose it; and the distance at which they are to remain behind each other is announced.—The reinforced flank or center which is to attack is then ordered to advance; each Echellon of 2 or more battalions moves on when the preceding one has gained

hardly to be at-
by an early at-
greater intervals
e line: or, be-
Echellons take
mselves in their
would be when
e the whole may
l or retired flank,
o parallel line:
h Echellon would
the general line,
line may also be
hhalts in a situa-
ther one at that
irection backward
w it to march per-
point in the new
of direction for-
tion of the leading

formed parallel or
Echellons before
d perpendicular to
ve.—From this
enemy's flank may
Echellons must be
n operation difficult
uire much circum-
ear would be very
up is much exposed

ce formed from a
mn of a line, which
d oblique to that
l halt, wheel into
line,

the ordered distance of (perhaps 100) paces, and thus being regulated by the head, acts according to the event of the attack.

2. *If from the line oblique to the enemy*—This position having been taken from the columns of march, or in the course of advancing in line; and the divisions of the Echellons being ascertained; they are formed by wheeling up parallel to the enemy and to each other: The advanced or retired wing reinforced may then proceed to the attack, and supported by the others will act according to circumstances.—One may attack upon any degree of obliquity, and by absolutely refusing one wing, place it in a situation the more readily to protect a retreat should it be necessary, and which will be greatly strengthened if a point of appui can be given to such refused wing.

Fig. 120. 121.

3. *If from columns halted perpendicular or nearly so to the enemy.*—Their heads are halted at given relative points, and given distances; the attacking bodies form in one or more lines; the others extend to the flank in Echellon, being separated perpendicularly a space equal to the distances they halted at in their several columns: This space is augmented if necessary when the whole move on, and lines of two or more battalions each are thus formed.—From the Echellon position by flank marching the order of column may again be resumed.

Fig. 122. 123.

4. *The advanced Echellon* being arrived at its object, the attack begins, and the others attend the event.—If it succeeds they move up into line to perfect it.—If it fails, each falling back on each is strengthened and supported every instant of the retreat; this will generally be done by the Echellons in the course of retiring, at the same time making a gradual wheel backwards on the posted flank of the corps,

corps, from which the fire of artillery will much check and enfilade an advancing enemy.

5. *The second line* when there is one, follows in every thing the Echellon movements of the first.—The battalions make the same degree of wheel, preserve the same relative position, and serve as a support to the first; the attack of the second line moves on therefore at the same time with that which it is to support.—The Echellons of one or more lines are generally retired from 100 to 150 paces, each behind the one preceding of its own line.—When necessary the Echellons of the first line may retire thro' those of the second and be relieved in the attack.

6. *Where a line is passing a defile to the front, and from or near its center.*—After passing it may first form at the head of the defile, in the Echellon position; the several divisions are then ready to move up into line, or by wheels towards the flanks to form in oblique lines, and protect those flanks.—It may also in the same manner pass a defile to the rear retiring from the flanks by Echellon, while the center protects the movement.

7. *When the line has to advance a considerable distance in front,* it may occasionally be done with much convenience in a degree of Echellon position, by each battalion being retired 5 or 6 paces or more behind its preceding one.—The battalion of direction is the leading one, which must march with the greatest exactness, and when so ordered, the whole can in an instant move up into line.

8. *A line B, formed parallel or oblique to the enemy E, threatens and commences an Echellon movement from its left; but on the arrival of the left at a favourable point of appui C, the whole halt, and an*

C c 3

Echellon

Echelon attack from the right (which has been strengthened) then begins; this attack D, having been supported as long as is proper and having failed, the whole fall back in Echelon F, on the left which remains posted.—From this situation an oblique line G, is taken to the left and from the left, by each adjutant marking his own right in the prolonged line: the battalions successively again retire, and then break into column the left in front, march behind each other, enter at their adjutants, and take up the new line.—This position G, may be quitted by throwing back the left of the line; retiring by alternate lines; or in any other manner as circumstances may require.

MARCH OF THE LINE IN FRONT.

General intentions.

1. The chief object of every other movement is the quick and just formation into line when necessary, and the consequent advance of that line in front towards the enemy.—If the correct march of a single battalion requires so much attention and precision, it is evident that these must be redoubled to procure the just movement of a line, which is the operation that immediately leads to the enemy, and is the most difficult, and material of all manœuvres.—To hurry and bring up troops to the attack in imperfect order is to lose every advantage which discipline proposes, and to present them to the enemy in that very state, to which after his best efforts he has hoped to reduce them.

2. The

2. The same principles that direct the march of the battalion direct that of the line; besides which several peculiar observances are required, and in proportion as difficulties encrease, must attention be given.

3. No body of troops can advance in line with firmness and order, unless the original formation of that line has been perfectly straight, and its correct preservation during the march requires every attention. Justness of the line.

4. The cadence of the march is not to be altered by particular battalions; but when it is necessary each will lengthen or shorten its step by word from its own commander. Cadence.

5. The march, and halt, and attention in line of the officers and men of each battalion, are by its own center; the commander alone regards the regulating battalion.—Dressing to a flank is by a separate direction, and given when necessary and proper after halting. Attentions.

6. Battalions in line, marching over heights, or across valleys, will require more time to pass them, than others who are moving on the same extent, but of level ground; in order to preserve equality of front, the last must therefore in general be ordered to shorten their step. March.

7. The march of a considerable body in line can only be at the ordinary step, a quicker movement would produce disorder, nor could artillery well attend its motions when advancing to the enemy: But there are situations, where a brigade or smaller front should move on to a particular object or to an attack General pace.

IN FRONT.

her movement is
e when necessary,
line in front to
march of a single
en and precision,
bled to procure
is the operation
and is the most
es.—To hurry
imperfect order
discipline proposes,
that very state,
as hoped to re-

at a lengthy step, or where even a quicker cadence may be required from them.

Intervals.

8. When a line of several battalions is formed and halted; there is an interval of 12 paces between each for two pieces of artillery; the men are generally dressed to a flank; ranks are closed up; the whole stand ready for movement; and for which the directing serjeant of each has prepared himself as required in the single battalion.

S. 201. When the Line is to march in Front.

One of the battalions is *named* as the regulating one, to whose movements all the rest are to conform. —The *Commander* of the line is himself with that battalion, every precaution already prescribed is taken to ensure its perpendicular march, and its directing serjeants are ordered to advance.

**THE LINE WILL
ADVANCE.**

{ At a *Caution* quickly circulated, that **THE LINE WILL ADVANCE**, the directing serjeants of each other battalion, move out their 6 paces; it is almost impossible that they should not halt in perfect line; but if any small alteration is necessary, the serjeants on either side of the regulating one, being from that last, ordered to move forward or backward as much as appears necessary for this correction,

tion, will, together with the regulating one, give a line to which all the others will immediately conform.

The *Directors* of the march being thus placed parallel to the line, must take care that their bodies are perfectly square to the front, and they will again remark their near points of march, for they must not look out for distant ones, but take such as accidentally occur on the ground; those of the battalion of direction are not liable to be altered, but all the others are to be considered only as relative helps to begin the march, subordinate to those of the regulating battalion, and liable to be changed from the instant that they appear to the commander of the battalion to produce a movement which does not correspond with the regulating one, whose march is here supposed accurate, and as justly taken as possible; for, should that battalion take a false direction, universal disorder must take place, unless it immediately assumes and perseveres in a true one, perpendicular to the front of the general line.

From the circumstances in which lines must generally be expected to move, as thick weather, smoke of cannon, dust, &c. &c. it is evident that *distant* objects of march cannot be looked for or taken, nor any other observed than such as are near, and derived from the eye and the squareness of the body moving upon them.

The *Commander* of each battalion is ten paces behind the rear rank, in the file of the directing serjeant, and will there remain; his adjutant is behind the flank next that of direction, and the major is behind the other flank.—The commander of the line, or some person that he appoints, is near the directing

directing serjeant of the regulating battalion, and with coolness and judgement may make such signal to the serjeant of a neighbouring battalion as will gradually bring him forward or backward, and by then being a direction to the others, will tend to preserve the parallelism of the line; but this correction is not to be attempted without great and gradual discretion, and so as not to occasion any considerable alteration to a flank of the line.

MARCH. { At the word **MARCH** given to the battalion of direction, and rapidly repeated, each battalion at the same instant is put in motion by its respective center.

From the first moment of movement the quickest and greatest attention must be given by the commanding officer to observe whether the direction of the regulating battalion is just; this will be seen in the course of 20 or 30 paces; for, if the rest of the line is moving steadily, and that this battalion is closing to one flank, and opening to the other, its direction must be changed accordingly by advancing a shoulder; but if the whole are steady, or that the battalion is not altering within itself, or with respect to the general line, its direction must be persevered in, and not afterwards changed. Till this circumstance is ascertained with respect to the directing one, and which must be immediately done, its contiguous battalions will make no alteration in their position.

2. The *Regulating* battalion must be regarded as infallible, the commander of the line watches over it, and, from the moment that its direction is ascertained, the commander of each other, and their directing serjeants, are to consider their movements as subordinate to it, and to conform accordingly: It is the helm which guides the line, and must not change cadence,

cadence, nor will it lengthen or shorten its step, but from unavoidable necessity, and by particular order.

3. The instant communication of the word MARCH is particularly important, that the advanced serjeants of the whole may step off together, and thereby maintain their line parallel to the one they quitted, and which becomes the principal guide for their battalions; each preserves its 6 paces from its advanced serjeant; this distance is to be kept by, and depends on, the replacing officer next to the colour, who covers the directing serjeant; and if these trained serjeants do step equally, and in parallel directions to each other, they must be dressed themselves in line, and of consequence the centers of their following battalions.

4. But as the *Flanks* of battalions are apt to be behind their centers, the majors and adjutants will particularly attend to this, and also the flank officers of each battalion, who, being unconfined in their persons, may preserve themselves in the general line of the colours.—When a flank officer observes that the line drawn from himself, through the colour of his battalion, passes before the general line of colours, he may conclude that he himself is too much retired; but when such line passes behind the line of colours, he may conclude he is too much advanced, and will regulate himself accordingly.—The great object in movement is to have the whole of each battalion perpendicular to the direction it marches upon, the whole of the several battalions in one straight line, and their several marching directions parallel to each other.

5. As the movement of the *directing* battalion is infallible, and must be conformed to, and as the preservation of intervals is the first and principal atten-

attention in the march in line, it is to that object, and of consequence to the direction of the march, that the exertion of the commanding officer of each battalion must be turned, and therefore the preservation of his interval, from the directing hand, is what will determine and regulate every alteration he orders, and from the warning of his adjutant he will be always apprized when the interval begins to increase or diminish. As to the other flank, he need never look towards it, that must necessarily follow and accommodate itself to the colours, under the correction of the major; but, previous to making any alteration, he is quickly and decidedly to observe whether the error arises in his own battalion, or whether it originates in one nearer than himself to that of direction, and which the battalion that alone has closed or opened to one flank will naturally remedy, by the counter movement, without affecting the order of the rest of the line.

6. The *regulating* battalion being supposed on the *right*, the commander of any other subordinate battalion, who finds himself closing the interval to the right, and that he ought to correct it, will instantly order the directing serjeant RIGHT SHOULDER FORWARD; or, if he is opening from the right, he will order LEFT SHOULDER FORWARD; these changes the serjeant makes by a small but gradual alteration in his own position, and of course must change his points of march towards the ordered hand—the degree of such change it is impossible to ascertain by words; but, by the subsequent movement of the battalion, the commander must farther correct it, if necessary; it must in all situations be very small, and will be proportionally greater or smaller, as made sooner or later after beginning to advance, or from the last time of correction.—If, for example, before he has marched 20 or 30 paces, the serjeant is ordered to change

change his direction, he may conclude that he had taken one considerably wide of the true perpendicular; whereas, if it is ordered, after he has advanced 100, or 150 paces, he may judge that he has deviated but little from it. When such change of direction has effected the first object, a very small *counter-change* will be generally required to preserve the distance gained and the required front.—The replacing officer and colour in the center of the battalion will, on each command of change given to the directing serjeant, make such relative movement as is necessary to correspond with his new position.

7. When a battalion is marching in a true direction, but that occasioned by the fault of others, an opening from, or closing towards, the regulating battalion comes from that hand and must be complied with, the word *OBLIQUE* (to right or left) is given; the battalion, without losing its parallel front, or eyes being altered, obliques till it receives the word *FORWARD*, when the crossing of the step ceases; and the directing serjeant proceeds in full front, but in a line parallel to the one he quitted, and removed from it as far as the line did incline.

8. Should a battalion, from any partial reason, be behind or before the line.—It will receive the words *STEP OUT*, or *STEP SHORT*, and when the line is regained the word *ORDINARY*.

9. In *correcting* the movements of battalions in the line much judgement must be exercised, and wherever the fault does originate the remedy should in general from thence begin.—The *MARCH* and *HALT*, and attention of each battalion in line is by its own colours, the commander alone is observant of the regulating one, and it is only from the central situation prescribed to him that he can truly judge

and remedy the beginning of defects.—The major and adjutant, by being close to the rear rank, can keep up the flanks.

10. A battalion which is near to the point of appui, or the point of attack, will in general be the *regulating one*, therefore a flank battalion will commonly direct the movements of the line, and should the commander change it, he must announce such change.

11. In the course of marching should an *obstacle* break the center of the regulating battalion, immediately before such operation takes place, one of the battalions near it must be named to the adjoining ones (but not necessarily to the rest of the line) as replacing it, and may continue to direct in future, or, at least, till the colours of the former one have, after passing the obstacle, again regained their true position in the original direction, and which, by the operation of detached persons, must have been truly found and traced for them.—Whatever impediments present themselves to the march of the line will be avoided by the peculiar battalions, according to the modes already prescribed, and the openings made by such parts as are obliged to quit the line will be carefully preserved, in order to their re-entering into it as soon as the ground permits.

HALT. { The *Line* thus marching in perfect order is at every moment prepared to receive the word HALT given to the regulating battalion, and in the most instantaneous manner circulated by the commanders of each other battalion, who, constantly looking towards the regulating one, can lose no time in its repetition.—The whole halt firm at the instant the word

{ word is given, and no dressing or correction of intervals should take place (till so directed), but the line should be ready immediately, and without farther preparation, to commence its FIRE.—The advanced serjeants on the halt fall back to the battalions.

S. 202. *When the Line is to Dress.*

DRESS.

{ If the *Commander* gives the word DRESS, it is immediately to commence from the center of each battalion, the men looking to their own colours, and the correcting officers lining them upon the colours of their next adjoining battalion; the platoon officer on the left of the colours performs this operation for the left wing by placing his own platoon in the direction of the colour to his left; and the officer on the left of the right wing (or if there is none such the center directing serjeant) performs this for the right wing, by placing the platoon beyond him in a line with the next right colour: this done without delay, and without too much nicety, the wings of each battalion immediately conform to their two placed platoons, towards whom they are then looking.

By

By this means, when a single battalion halts, it is dressed on its right center company, and is therefore in a straight line.—Two battalions thus dressing from their several centers on each other's colours, and their outward wings conforming, must therefore be in a straight line.—When 3 or more battalions thus dress from the center of each on its next colour, if all the colours happen to have halted in a line, the general line will be straight; but if they have halted irregularly, then the portions of the line between each 2 colours will be straight, and no flank will be exposed, which is giving it the best firing situation that dispatch and circumstances may allow.—In this operation the two center dressers of each battalion must be very alert.

DRESS.

But if the commander finds it necessary to give a more exact *dressing*, he immediately orders the first colour of one of the adjoining battalions to move out two or three paces, to be planted upright, and the bearer to FACE towards him.—He then himself advances a pace or two, and plants the colour of the regulating battalion, so that the line of the two prolonged shall occasion as little change as possible at the distant flanks, consistent with his views; the colours and flank officers of the other battalions instantly move into that line, all the colours facing to the regulating battalion, and the flank officers to their own colours. So many fixed points being thus ascertained, the platoon officers are immediately ordered to cover in it, facing to their own colour, and the men of each battalion to move up, as prescribed for the single battalion.

The

The advantage that arises, if platoon officers can at once take their covering and distances from the left, has been already mentioned.

The line may also be correctly dressed, by one colour of a battalion near the directing one advancing a few paces; one colour of the directing battalion is then placed in the intended line; a colour from each other battalion immediately prolongs this line.—The grand divisions of each battalion are then successively dressed from their own colour upon the adjoining one.

With practice and alertness, the *dressing* of a line of very considerable extent may be quickly and readily accomplished; but the correction of an improper interval is not to be done without the side movement of every thing beyond it, which is no easy operation, and shews the necessity of the most indefatigable attention being given to this object; every increased interval presents a weak point, which is studiously to be avoided; and every ill-dressed line in movement will naturally create such intervals; nor is such a line in a proper situation to march up to an enemy whom its fire may have shaken, for disorder must attend its unconnected movements.

S. 203. *When the Line is to retire.*

*When the Line is to retire, the necessity of its being previously correctly dressed is full as essential as when it is to advance; if that preliminary is not taken care of, its movements must be disordered in proportion to its extent.—The several battalions will prepare for the retreat in the manner prescribed for the single one, by receiving the caution that the *line will retire*, and then by *facing to the right about*.*

THE LINE WILL
RETIRE.

But, as there may not always be time to give it the wished-for degree of exactness, before the *Retreat* begins, such aids may be applied as will greatly assist it in the course of its movement.—On the caution that the *LINE WILL RETIRE*, the directing serjeants, &c. move to the rear six paces, taking their several directions as already prescribed, one of the colours next the regulating battalion will be considered as a fixed point, the colour of the regulating battalion will then be placed, so that the prolongation of the line which unites the two shall give the required front of the march; the other advanced serjeants and colours, without regard to distance from their respective battalions, will place themselves on this line.—The line then

FACES

R. ABOUT FACE.
MARCH.

FACES to the RIGHT about.—At the word MARCH, the whole move on, the advanced serjeants preserving their position and line, and the battalions by degrees acquire their just distance of 6 paces from them.

When the *Line*, in moving to the front, *halts* and renews its march, without any previous dressing, the same method may, without delay, be employed to regulate its advanced serjeants, before the word MARCH is given.

HALT, FRONT.

When the *Line* is to front, each battalion receives the word HALT—FRONT, and immediately faces about; if it is then to move forward, the colours and serjeants are ordered to advance before the front rank, and are there correctly lined, ready to conduct its march.—But if it is to remain halted, the dressing is then ordered in the manner already prescribed.

1. Notwithstanding every direction that can be given for the *march* of the *line* in *front*, the success of its execution will totally depend on the complete dexterity and training of its component parts; on the quick eye and ready decision of the commanders of battalions; on the accurate cadence, length of step, and lines of march taken by the several advanced serjeants, and by the battalions; together with the perfect squareness of each individual's person; all these justly combined are necessary to procure that precision which is not unattainable, and is so essential in this most difficult and important movement.

FACES

D d 2

For

For the halt taking place near to the enemy, and when the firing should begin, there is no time then to rectify errors, and redress the line, but every thing must remain in the situation of that instant; and though a line a little irregularly halted may not be deficient in fire, yet it will present exposed flanks of battalions, and will not be in a state to advance farther without disorder, or without first correcting its front, even should an enemy give way.

2. Although no *Caution* should ever be given before the HALT of the single battalion, yet it might sometimes help to assist that of the line, if there was not a danger that, in permitting it, the march of the line would be habitually made with less accuracy, trusting to this correction, than if an instant *halt* was always to be expected; for, this ought to be required of a line of any given extent; and experience has shewn that it is to be attained when made with great attention, and on just principles.

3. *Echellons* of attack have generally a considerable front, as of three or four battalions, and equal to that, of the part of the body, against which they are directed.—But was a *Line*, in order to render its movement easier, to advance up to an enemy's line in echelon of battⁿon, retired five or six paces behind each other, although perhaps the intervals might be taken with sufficient correctness, yet in such situation flanks would be liable to be thrown up, the general line not so well attained, and the battalions as they halted would be exposed to an oblique, as well as direct fire, till the others came up.—The first part of a movement in front may be made in *Echelon* of battalions, but the *Line* should be completed before the last steps of it approach near to an enemy; for, nothing can then supply the place of, or be depended on, but the accurate *March* in *Line*, acquired from attentive habit, and just training.

4. *A charge*

4. *A change* in the direction of a line, when the whole is in movement, can never be considerable; and must be made gradually, with great attention, and on the same principles as those of the battalion. (S. 169.)

5. When the line is advancing in full front, or in Echelon, for any considerable distance, the *Music* of one regulating battalion may at intervals be permitted to play for a few seconds at a time, and the drums of the other battalions may be allowed occasionally to roll.

6. Although a single battalion may, by opening its companies and files, *from 3 deep form 2 deep*, by introducing its rear rank into the other two, yet a considerable line posted, which is to be lengthened out to one or both flanks by its rear rank, must to greater advantage perform such operation, by each company wheeling the sub-divisions of its rear rank backward, and facing to the hand they are to march to; the last rank of each company closes up to its first; the sub-divisions of each battalion move up to open distances from their respective head ones, and from each other; officers from the rear are appointed to command them; those of each, or of every two battalions being considered as a battalion, they march on in column and prolong the line. By this mode of lengthening out the line, the 2 front ranks remain undisturbed, and they protect the movement which is made unseen behind them.

S. 204. *When a considerable Line has to pass a Bridge or Defile.*

Line passing
defiles.

1. It will proceed in the manner prescribed for (and as if it was) a single battalion, in passing to front or rear.

2. When there are several bridges or defiles to be at once passed, the line will be divided into relative portions, each composing a passing column.

3. When such movements are performed in presence of an enemy, the safety and protection of them by artillery and posted troops is a matter of previous disposition.

Advancing
lines.

4. As the lines of infantry are generally formed not nearer than 12 or 1500 paces from an enemy's position, unless peculiar circumstances of ground favour a closer approach, there will often therefore be such obstacles to moving on, as, besides the partial ones occurring to parts of battalions, may oblige large portions of the line to be again broken.—This becomes a matter of particular arrangement, in which the great object is the subsequent quick formation of the troops, and where considerable close columns, or redoubled lines of battalions at small distances will be employed.—Such situations are always hazardous if the enemy is so posted as to profit of the movement of passing, or if favourable ground, and a superior artillery, do not oblige him to keep at a considerable distance.

5. Where

5. Where defiles are to be passed in approaching the position of an enemy, the mouths of them must be strongly occupied; the columns of march must pass on the greatest front they will allow of, be previously arranged, well closed up, and ready to deploy in an instant.

Columns of march.

6. When in presence of an enemy, a retiring line is to break, and to pass defiles in one or more columns, much steadiness and disposition is required.—The line approaches near to the defiles before it fronts; the object is to pass quick, but without disorder; commanding grounds are previously occupied, and flanks are covered; if bridges are to be passed, protecting artillery will be placed on the other side.

Retiring lines.

S. 205. *When the Line advances or retires by half Battalions, and fires.*

1. *If the line is in march and advancing.*—On the order from the officer commanding the line, the left wings HALT, and the right ones continue to march 15 paces, at which instant the word MARCH being given to the left wings, the right at the same time are ordered to HALT, FIRE, and load, during which the left march on and pass them, till the right wings, being loaded and shouldered, receive the word MARCH, on which the left ones HALT, FIRE, &c. and thus they alternately proceed.

D d 4

2. *If*

5. Where

2. *If the line is in march and retiring.*—The right wings are ordered to HALT FRONT, and when the left ones have gained 15 paces, and receive the word HALT FRONT, the right wings are instantly ordered to FIRE, load, FACE ABOUT, and march 15 paces beyond the left ones, where they receive the word HALT FRONT, on which the left wings FIRE, &c. and thus alternately proceed.

**General
attentions.**

3. In addition to the battalion directions (S. 177.) there must be a regulating battalion named, by the half battalions of which each line will move, halt, and fire: The commander of each line will be with such half battalion, and in giving his several commands must have an attention to the general readiness of the line, especially after loading, that the whole are prepared to step off together at the word MARCH. The firing of the advanced wing succeeds the MARCH, or the HALT, FRONT, of the retired wing instantly; and each half battalion fires independant and quick, so that no unnecessary pauses being made betwixt the firing words, the fire of the line should be that of a volley as much as possible; and the whole being thereby loaded together, will be ready for the next command of movement.—in these firings of the line advancing or retiring, the 2 first ranks will fire standing, and the rear rank support their arms.

4. In this manner also may the alternate battalions of a line advance or retire, and when the whole are to turn, and that the last line moves up to the first, every previous help of advanced persons will be given to ensure its correctness.

S. 206. Firing in Line.

1. The chief object of fire against cavalry is to **Object of fire.** keep them at a distance, and to deter them from the attack; as their movements are rapid, a reserve is always kept up.—But when fire commences against infantry, it cannot (consistent with order, and other circumstances) be too heavy or too quick while it lasts, and till the enemy is beaten or repulsed.

2. The fire of 3 ranks standing is hardly, with our present arms to be required, especially if the ground should be broken, and that the soldiers are loaded with their knapsacks.

3. Where infantry are posted on heights that are **Defensive** to be defended by the fire of musquetry, the front **fire.** rank will kneel, that one third of the fire that may be given should not be lost, for otherwise the rear rank in such situation could not sufficiently incline their pieces to raise the slope.—As soldiers generally present too high, and as fire is of the greatest consequence to troops that are on the defensive, and who are posted if possible on commanding grounds, the habitual mode of firing should therefore be rather at a low level than a high one; and the fire of the front rank kneeling, being the most efficacious as being the most raising, should not be dispented with when it can be safely and usefully employed.

4. When infantry marches in line to attack an **In line ad-** enemy, and in advancing makes use of its fire; it is **vancing.** perhaps better to fire the 2 first ranks only standing, **reserv-**

reserving the third, than to make the front rank kneel and to fire the whole; but volleys fired at a considerable distance, or on a retiring enemy, may be given by the three ranks, the front one kneeling.

Platoon firing.

5. A line posted, or arriving at a fixed situation, will fire by *platoons*, each battalion independant, and such firing generally commencing from the center of each.—The first fire of each battalion will be regular, and establish intervals; after the first fire each platoon shall continue to fire as soon as it is loaded, independant and as quick as it can, till the battalion or line is ordered to cease.

File firing.

6. Behind a parapet, hedge, or abbatis, the two first ranks only can fire, and such fire may be *file firing*, deliberate and cool, the 2 men of the same file always firing together: It may begin from the right or left of platoons, and should be taught in situations adapted to it, not in open ground.—Should the parapet, hedge, or abbatis, be but little raised, platoon firing may be used.

Oblique firing.

7. *Oblique firing* by battalions is advantageous on many occasions, as when it is proper, or that time does not allow to give an oblique direction to part of a line, or that their fire can in this manner be thrown against the opening of a defile, the flanks of a column, or against cavalry or infantry that direct their attack on some particular battalion or portion of the line.

Regularity of firing.

8. As long as the fire by battalion, half battalion, or companies, can be kept up regular, it is highly advantageous and can be at any time stopped; but, should file-firing be allowed, and once begun, unless troops are exceeding cool and well disciplined, it will be difficult to make it finish, and to make them advance in order.

9. When

9. When a line halts at its points of firing no time is to be lost in scrupulous dressing, and the firing is instantly to commence.—But a line that halts and is not to fire, or when its firing ceases after the halt, may immediately be ordered to dress from colours to colours.

10. The attention of the officers and non-commissioned officers of the rear to the locking up of the ranks in firing cannot be too often repeated.

S. 207. When the Square or Oblong is composed of more than one Battalion.

1. Two battalions may form column of companies, each behind its inward flank one, and close the interval between them. The oblong when formed will be six deep, if the companies are at half distance and wheel outwards by sub-divisions, except the 2 first and 2 last which close and face outwards: The grenadier and light companies may be considered as making no part of the oblong, but be applied according to circumstances. Fig. 110. B.

2. If a greater degree of space is required in the interior of the figure, the side columns will be of sub-divisions, and formed behind the 2d or 3d company from the inward flank; a proportional number of the last companies will compose the rear face; the oblong when formed will be 3 deep, and the grenadier and light companies will be in the interior, to be applied as is found necessary.

3. If

9. When

Fig. 108. C.
110. C.

3. *If 3 or more battalions are to form a square or oblong.*—It depends on circumstances what part of the line, whether flank or center, composes the front face, but the line is sub-divided accordingly, and the parts of it protecting each other in the movement, march in echelon or column to take up their different situations.—The flank faces when the square marches will move in columns of sub-divisions—*When the square is halted*, the 2 flank sub-divisions of each face wheel back the quarter circle, and obtain a cross fire at the angles: The grenadier and light companies are ready to reinforce any particular part. *When the retiring square* has arrived at a point where it can diminish in safety, the rear face may halt and front inwards; the side faces continue their march in column, and their heads if necessary unite; the front face, halts fronts, when it arrives at the rear face; that face then retires in 2 columns, followed by the front face, which in this operation is protected by such posted companies as make the rear of the whole. *If the retiring square* arrives at a favourable position, as a wood, heights, &c. which it is to occupy, the flank faces extend along it in columns of sub-divisions, protected by the other 2 faces, which afterwards take up their own ground. These operations being supposed of necessity, will invert parts of the line, which must be afterwards remedied as opportunity offers.

4. *The square or oblong* is a shape which infantry have at all times taken, when obliged in open ground to march in the face of cavalry.—Though the mode of placing one or two battalions in this manner may be prescribed, yet the various formations, of which a greater number are susceptible, depend on ground, the position of the troops, the movements of the enemy, &c. and must be made in consequence of the local orders of the commander: It is therefore from circumstances, and from the flexibility
of

of the military order; that in an instant, he will determine into what shape the body which he conducts must be thrown.—Should such bodies be at the same time liable to the united attacks of a very superior infantry or artillery; such situation would be critical indeed, and from which nothing but the most determined resistance could extricate them.

CHEQUERED RETREAT OF THE LINE.

1. *All manœuvres of a Corps retiring*, are infinitely more difficult to be performed with order, than those in advancing.—They must be more or less accomplished by chequered movements; one body by its numbers or position, facing and protecting the retreat of another; and if the enemy presses hard, the whole must probably front in time and await him; as the ground narrows or favours different parts of the corps must double; mouths of defiles and advantageous posts must be possessed; by degrees the different bodies must diminish their front, and throw themselves into column of march when it can be done with safety.

2. *The chequered retreat*, by the alternate battalions or half battalions of a line going to the rear, while the others remain halted, cover them, and in their turn retire in the same manner, is the quickest mode of refusing a part of a corps to the enemy, and at the same time protecting its movement, as long as it

it continues to be made nearly parallel to the first position.

Fig. 126.

3. If six battalions are in line, the 2d division or the three even ones (2d, 4th, 6th) counting from the right, will go to the right about, retire in line about 200 paces, and then halt front, having carefully preserved their intervals.—The two outward battalions of the retiring ones will each, when it first faces about, form a flank of its outward platoon.—As soon as the second division begins to retreat, all the battalions of the first one will immediately throw back their wing platoons 1-3th of the circle, and thereby when necessary procure a cross fire in the intervals, and along the front.

4. When the 2d division fronts, the first one moves up its flanks and is ordered to RETIRE through the intervals, and to form at an equal distance in the rear: As soon as the first division arrives near the second one; that second one begins to *fire* by platoons standing in the same manner as the first hath already done.—The wing platoons of all the second division battalions, place themselves on the flank, as soon as the first division hath passed them, and remain so till their turn of retiring is again come.

5. *During the retreat* should favourable heights or situations present themselves to either of the divisions, they should be for the time occupied by the most contiguous battalions, who will halt, or incline as is necessary, without scrupulously adhering in that case to the alignment, or intervals; and any battalions that may happen to possess an advanced height, should throw their wings back, and aligne them on their neighbouring battalions, that they may be flanked by such battalions.

6. The retiring division will move by a directing battalion, and any faults in the halt of the line can easily and must be corrected, before the other division arrives at it.

7. The second retiring division having the intervals of the first to pass and to move on, as a guide, can have no difficulty in its movement or direction.

8. During the retreat should any of the flank platoons be ordered to preserve their flank position, such platoons will then march in file.

9. The operation is repeated till the commanding officer halts and fronts a retiring division in the intervals of a standing one.

10. *In the course of the chequered retreat, a position oblique to the original one may be taken up.*—The division of the line which is to retire, after facing to the rear, will immediately wheel up its platoons () paces, according to the degree of obliquity which will be required for the line, it will then march on in this echelon position, and, when ordered, form, as before directed (S. 157.) to the leading battalion, and front: The other division of the line, when it is to retire, will perform the same movement, the battalions forming in their proper intervals, and completing the line as they severally arrive at it.—Or the retiring division, after facing to the rear, will march on, till arrived at the distance where one flank is to be posted, it will there halt, and upon that flank instantly make a change of position by the Echelon march, and then front: The other division will then retire in the same manner, till it arrives at the posted one, and it will there instantly commence its change of position, take its place in the intervals, and front in full line.—From this situation the

Fig. 126. B.

parallel

6. The

parallel retreat may continue to be made, or a new oblique direction be again required.

11. In situations of retreat not very critical, the oblique position which the retiring division takes up, may be quickest and easiest gained by the filing of platoons.

12. *In the chequered retreat*, the following rules must be observed.—The battalions of the division nearest the enemy, will form flanks as soon as there is nothing in their front to cover them; but the other divisions will have no flanks except to the outward battalion of each. The battalions always pass by their proper intervals, and it is a rule in retiring, that the left of each shall always pass by their proper intervals, and it is a rule in retiring, that the left of each shall always pass the right of the neighbouring one.—Whatever advantages the ground offers are to be seized, without being too critically tied down to intervals, or to the determined distance of each retreat.—The division next the enemy must pass in front, through the intervals of the division immediately behind, and any battalion that finds it necessary must incline for that purpose.—The retiring division must step out, and take up no more time than what is necessary to avoid confusion.—The division nearest the enemy *fires* by platoons standing: the flanks of its battalions only fire when the enemy attempts to push through the intervals; when that division retires, it fires on skirmishers by men detached from its light company if present, or from platoons formed of rear rank men of one or two of the companies, and placed behind the flanks of the battalions. But should any of its battalions be obliged to halt and to fire, a shorter step must then be taken by the line; and should the enemy threaten to enter at any of its intervals, besides the fire of its flanks,

flanks, such platoons of the line behind it, as can with safety, must give it support

13. *If a line with reserves*, finds it necessary to retreat in face of an enemy.—The alternate battalions and the reserves will retire 200 or 300 paces, and then front. The other battalions will then retire: and when they join the first, the reserves also will again march, and front at like distances, the reserves also will again march, and front at like distances, the reserves always leading the retreat.—This will continue, till it is proper or safe to break into column of march; the cannon and skirmishers of the whole, covering the front of the retiring line.

14. *Two full lines* will generally make their retreat by passing alternately through each other.—Or they may retire by the chequered movement of each line.

15. *If by the chequered movement*; and that the distance between the lines is 300 paces, each will give to its second division 150 paces for its retreat, and thus divide the distance.—When the second division of each line hath retired and fronted; the first division of the first line will retire through the intervals of its own second division; it will then when it arrives at the first division of the second line pass by files through the battalions of that division; and in the same manner will it pass through the intervals of the next division; and when 150 paces in the rear of the whole, the platoons will halt front, and wheel up into line.—The 2d division of the first line having prepared its flanks, begins to retire, as soon as its own first division hath passed the first of the second line: That second division will march through the intervals of that first; it will then proceed and pass by files through the battalions of the second divi-

tion of the second line; it will continue in that shape, and pass through the intervals of its own 1st division, which is by this time reformed, and when at its 150 paces in the rear of the whole, the platoons will halt front, and wheel up into line.—The divisions of the second line proceed in their turn, exactly in the same manner.

PASSAGE OF LINES.

IN narrow grounds, where there are redoubled lines, and in many other situations, it becomes necessary for one battalion to pass directly through another, in marching either to front or rear.—But this must particularly happen, when a first line, which has suffered in action, retires through, and makes place for a second line which has come forward to support it;—or—the second line remaining posted, when the first falls back, and retires through it, and thus alternately, till a safe position is attained.

Passage of a first line, when the second line advances.

Fig. 127. A.

Should the second line be ordered to advance, and occupy the ground which the first is to quit.—As soon as it has approached within 20 paces, and halts, the front line battalions receive the word pass to the rear; each platoon is ordered to face to the right, and disengage its head: at the word march, each platoon moves off in file, at a quick step to the rear, and passes straight through the second line.—The officers of the retiring line having been cautioned that they are again to form at 150, or 200 paces from

continue in that shape, its own 1st division, and when at its 150, the platoons will line.—The divisions their turn, exactly in

from the other line, and having begun to take and count them from the passing of that line, will accordingly be ordered to halt and front; the officers place themselves on the pivot flanks, take their just distances, and aligne to the front of the column, on the three or four first leading platoons, which will be instantly arranged in a true line by a mounted officer.

Fig. 1-7. B.

Wherever the heads of the retreating files present themselves, the officers of the second line cause four files of their platoons to fall back, and again to resume their places when the others have passed.—During the march to the rear, the heads of files must preserve their accurate distances from the left, that when the column halts and fronts, it may immediately be in order to wheel up into line.

LINES.

there are redoubled ons, it becomes necessary directly through another or rear.—But this in a first line, which through, and makes has come forward to the remaining posted, retires through it, and on is attained.

If the second remains posted.—The first retires in front, till within 20 paces of the second.—At the word pass by files, each officer turns his platoon to the left—marches quick in file through the second line, and halts fronts, at his determined number of paces from that line, by word of command.—The pivots of the column are dressed, and the platoons wheel up into line.

Passage of a first line, when the second line is posted.

ordered to advance, and first is to quit.—As in 20 paces, and halts, the word pass to the to face to the right, the word march, each quick step to the rear, the second line.—The having been cautioned at 150, or 200 paces from

When a line of several battalions hath passed in this manner, and fronted in column, it is necessary to dress their pivots correctly, before wheeling up into line.—The commander of the head battalion will instantly place the pivots of his three first platoons in a true direction, and order the officers of his other platoons to line on them, himself remaining with the head platoon as the point d'appui, will see that this is correctly done.—The first battalion thus steadied, will become a sufficient direction for the second, and every other one to prolong it by their adjutants; and this operation, though successive from platoon

Re-forming the first line by a flank battalion.

to platoon, and from battalion to battalion, may be performed quickly and correctly; if the adjutants are timeously detached, and if the head of the column is quickly arranged.

Re-forming the first line on a central battalion.

Should it be thought proper to give the *alignement* from a central (c), rather than a flank battalion.—In this case, after halting and fronting, the platoon pivots of the given battalion are from its head accurately lined by its commander, in the true direction.—This battalion being placed, from which distances and dressing are taken, the others will instantly proceed to line their pivot flanks upon it: those that are behind it will readily do this; those that are before it will find more difficulty, as they must take their distances from the rear;—to facilitate this, their platoon officers will face to the directing battalion, and will then successively take their distances and covering from their then front; as soon as each has acquired his true position, he will face about, and make his platoon join to and dress to him.—The line will then be ready to form by wheeling up to the pivot flank.

Fig. 127.

First line reforms in an oblique position.
Fig. 127.

Should a new position (D), not parallel, be taken by the passing battalions.—The commander, with his two leading platoons, will first enter it, and direct the others to regulate their flanks by them; and if several battalions are passing the second line, the new alignment is thus made easier for them.

Crowning a height.

Fig. 127.

When a height (E), in the rear is to be crowned by a retiring line.—Each officer must not dress exactly to the platoon that precedes him, but in joining it, he must *halt*, and arrange his own in such a manner, that the *SLOPE* of the rising can be entirely seen and commanded, which is here the great object, and would

would not be attained if the troops were to adhere to a straight line.

A line which hath passed, will often before forming, throw back a *wing*,—in order to occupy a particular position,—to prevent the enemy's designs on that wing; or at least to make him take a greater detour to effect it,—or—that he may be obliged to aligne his own on a height which is occupied, and from which he may be flanked.

When the movement is foreseen, and according to the wing which is to be refused, should the platoons of the line pass.—If the left is to be posted, and the right refused, the platoons may pass from their *left*; the column will thereby have its left in front, will be more readily directed on the point d'appui, and the preservation of distances will be facilitated, as they will then be taken from the front. If the right is to be posted, the platoons may pass from their right.

The line (AB), is here supposed to *refuse* its four right battalions (D), after having retired and passed as a column with its left in front.—All the battalions of the line to the left of the fourth, proceed as already directed, and take up their line from the left or head battalion, which, in the course of the movement, is conducted to the point d'appui, where its head is to rest, and from whence the direction of formation is to be given; but the left of the fourth battalion becomes a new point d'appui, upon which the four battalions of the right are thrown back into any situation which the nature of the ground, and the views of the commander may require.

Refusing a wing.

Fig. 128.

It may happen where the *passing* line is to *post* one flank, and *refuse* the other, that the officers will have

their distances to take from behind ; the original remedy for this inconvenience has been shewn ; another also may be readily applied, which is to halt the whole, at any time after passing, and to counter-march each platoon, which will then cause the future formation to be taken from the front of the column.

A retiring line may also *refuse* a wing, by forming in line very soon after passing, and then taking up an oblique position to the rear, by the echellon march, or some other of the modes already prescribed.

OF SECOND LINES.

1. No considerable body should ever be formed, without a proportion of it being placed in *reserve* or in *second line*, and more or less strong, according to circumstances.—The movements of such second line will always correspond to those of the first, and it will always preserve its parallelism, and distance.—If the first line makes a flank, or central change of position, the second must make a change also on such point, as will bring it into its relative situation.

2. The march of the second line in front, is regulated by its own division or battalion of direction, which moves relatively to that of the first line.—In forming in line it will march upon its own points which are parallel to and ascertained in consequence of those of the first.

3. When

3. When the lines break in columns to the front; the second will generally follow those of the first.—When the march is to the flanks; the second line will compose a separate column, or columns.—When the march is to the rear; the second line will lead in columns.

4. The distance betwixt the lines, may be in general supposed equal to the front of two battalions, and an interval.

5. Second lines are seldom composed of as many battalions as the first; they are often divided into distinct bodies, covering separate parts of the first line.

6. Second lines will not always remain extended, they will often be formed in column of battalions, or of greater numbers, ready to be moved to any point where their assistance is necessary.

7. Whenever the first line breaks and manœuvres by its right to face to the left, or by its left to face to the right.—The movemens of the second line are free and unembarrassed, and it may turn round the manœuvring flank of the first line, and take its new position behind it, by extending itself parallel to that direction, how oblique soever it may be.

8. The central movement generally required from the second line to conform to that of the first, is equivalent to that line marching in two columns of platoons, from near the center obliquely to the front, and from that situation forming to both flanks.

9. The movements of the central columns being well understood.—Those of the battalions of the wings, are similar in the two lines.

LINES.

ould ever be formed,
ng placed in *reserve* or
s strong, according to
nts of such second line
ose of the first, and its
elism, and distance.—If
or central change of
ce a change also on such
relative situation.

nd line in front, is re-
or battalion of direction,
at of the first line.—
rch upon its own point
certained in consequence

3. When

10. The officer commanding the second line, must always be properly informed of the nature of the change to be made by the first, that he may readily determine his corresponding movements.

11. It requires much attention—To conduct heads of battalion columns of both lines nearly parallel to their lateral ones, and perpendicularly or diagonally to front or rear, according to the nature of the movement.—To determine with precision, and in due time, their points in the new line, that wavering and uncertainty of march may be avoided.—In great movements to allow the soldier every facility of motion, without encreasing the distances of divisions, and to require the most exact attention on entering the new line and in forming.—To avoid obstacles in the course of marching, but as soon as possible to re-enter the proper path of the column.—While out of that path, the colours of that battalion column may be lowered, (as a mark for the neighbouring column, not to be then entirely regulated by it,) and again advanced when it regains its proper situation.

12. In many cases, and where great concert of movement is not required, a second line may form battalion columns at half distance, each behind its flank nearest to the new position, and relative points being prepared, each will march up, and prolong the line.

13. All the battalions of a second line, must at the completion of every change of position, find themselves placed in the same relative situation with respect to the first, as they were in before the commencement of the movement.

14. All changes of position of a first line are made according to one of the modes already prescribed; in
general

second line, must
 nature of the
 he may readily
 ents.

To conduct heads
 nearly parallel to
 early or diagonally
 nature of the move-
 , and in due time,
 wavering and un-
 —In great move-
 facility of motion,
 divisions, and to
 entering the new
 obstacles in the
 possible to re-enter
 While out of that
 a column may be
 neighbouring column,
 and by it,) and again
 r situation.

the great concert of
 and line may form
 e, each behind its
 and relative points
 up, and prolong

and line, must at the
 ion, find themselves
 ion with respect to
 e commencement of

a first line are made
 eady prescribed; in
 general

general in critical situations they are made on a fixed flank, or central point, and by the echelon march of platoons.—But the movements of a second line being protected, more complicated, and embracing more ground, are made by the march of battalion columns regulated by a certain determined division of the line.

15. In all cases where a change of position is made on a flank or central point of the *first line*, the movement of its *corresponding* point of the second line determines the new relative situation of that second line.

16. To find this point, it is necessary to premise, that if a circle is described from any point A. of a first line AE with a radius equal to the distance betwixt the two lines; then its corresponding point a, in the second line will be always in the circumference of that circle, at such place as the second line becomes a tangent to the circle.—Should the first line therefore make a change of position AR either on a flank or central point A; its *corresponding* point a, at that time in the second line, will move to as still to preserve and halt in its relative situation a, 2; and by the movement and halt of that part, preceded by the one d, of *intersection*, every other part of the second line, either by following them, or by yielding from them is regulated, and directed —Betwixt the old and new situation of the corresponding point, a, and equidistant from each lies the point d, where the old and new positions of the second line *intersect*, and which is a most material one in the movement of that line.

Fig. 117. 129.

§. 208. *When two Lines change Position on a central point of the first Line.*

Fig. 129. 1. A. is the point on which the change is to be made; a. is obviously its corresponding point in the second line whose distance in paces is known.—The direction of the first line AR, being ascertained, it becomes immediately necessary to mark the *corresponding* point a, 2. in the second line, and also the point of *intersection* d, that the prolongation of that line may be also determined.—From the point A, therefore and in a direction perpendicular to the new line, a person accurately paces the known distance between the two lines, and halts at a, 2; and from thence observes by his eye, the perpendicular to the line which he has just paced, and also its intersection with the second line, which gives the platoon or point d, together with the direction of the new second line.—The points a, 2. and d, being thus fixed, the lines proceed to make their movement, viz. the first line by the echellon march (S. 195.); the second line B breaks inward to the platoon d; that platoon moves its pivot flank along the new line followed by all those betwixt it, and a, till a, arrives at the point a, 2.—The other platoons and battalions of the second line move relatively to the part a, d, the whole performing the precise operation already detailed in the change of position of the line on a moveable central point S. 185.

2. But in order to accelerate the movement of the second line in *central* changes; a platoon or flank point

point *o*, as much beyond *a*, as *a*, is removed from *d*, may be taken; this point is evidently the one, which will rest at the point of intersection *d*, when *a*, is arrived and halted at *a*, 2.—As soon therefore as the points *o*, *d*, are ascertained and without waiting for the progressive movement of this center part of the line, every thing that is in rear of *o*, may march and form in the new position, regarding *o*, 2, as its leading flank point, and every thing that fronts to *d*, regarding *d*, 2, as its leading flank point will march and form upon it, in the new line accordingly. S. 186.

3. In order the better to ascertain the parallel direction of the new second line, 2 persons separated from each other about 100 paces, may set out from different points of the new first line, and accurately pace the known distance of the second; when they halt, the line of their prolongation gives the new direction, and also the intersection of the second lines. —Or if the first line points on any very distant object the second line from the point *a*, 2, will be readily judged to pass a very little behind that object. Fig. 129.

S. 209.

*Position on a
first Line.*

change is to be
ing point in the
es is known.—
being ascertained,
mark the *corre-*
ne, and also the
longation of that
om the point *A*,
icular to the new
e known distance
s at *a*, 2; and
the perpendicular
ced, and also its
which gives the
the direction of
ints *a*, 2. and *d*,
ed to make their
the echelon march
aks inward to the
pivot flank along
betwixt it, and *a*,
The other platoons
move relatively to
ng the precise ope-
ge of position of the
185.

movement of the
a platoon or flank
point

S. 209. When two Lines change Position forward, on a flank of the first Line.

Fig. 130.

The direction of the first line being ascertained, that line will march into it by the echellon march, *S. 195.* In the mean time the corresponding flank point *a, 2,* in the new second line having been taken, and also the point *d,* in the intersection of the two lines; these points serve as the base of formation.— The second line will break into open column facing to the platoon *d,* of intersection; the whole will proceed as in *S. 185.* that platoon marching along the new line till *a,* arrives at *a, 2:* and when the other battalions which have moved forward are anew arranged in open column, they wheel up into line.

*Position for-
of the first*

*S. 210. When two Lines change position back-
ward, on a flank of the first Line.*

ing ascertained,
echelon march,
esponding flank
ing been taken,
ion of the two
formation.—
n column facing
the whole will
marching along
: and when the
ward are anew
up into line.

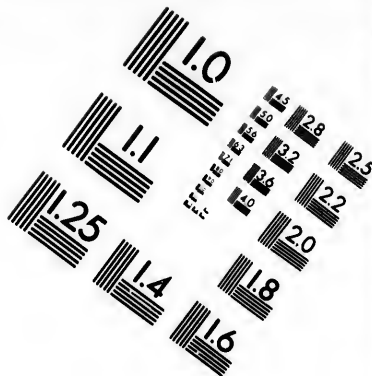
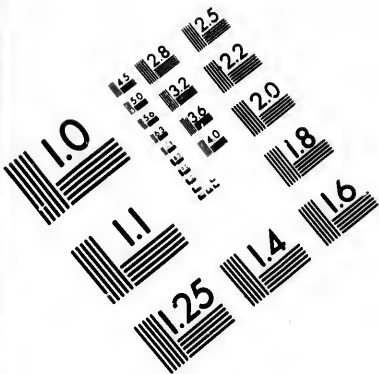
The direction of the first line being ascertained, that line will march into it, by the echelon movement to the rear, S. 195.—The corresponding points a, 2, and d, in the new second line serving as a base of formation, having been ascertained as well as the point o, that line breaks into open column facing to the point of intersection: The part of the line between a, and o, marches on to the point of intersection, and from thence prolongs the new lines: The part of the line behind o, regarding d, as its leading flank point of formation, will march and form upon it, in the new line accordingly. S. 186.

Fig. 131.

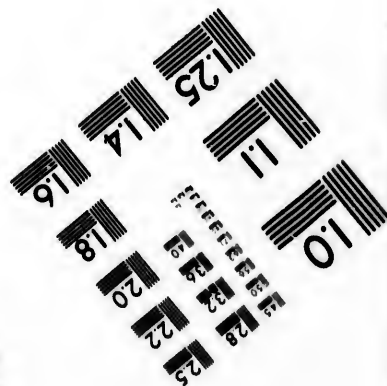

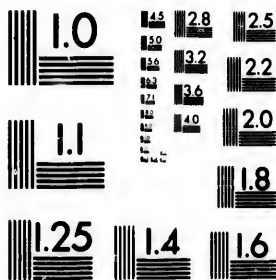
S. 210.

S. 211.





**IMAGE EVALUATION
TEST TARGET (MT-3)**



**Photographic
Sciences
Corporation**

23 WEST MAIN STREET
WEBSTER, N.Y. 14580
(716) 872-4503

S. 211. When two formed Lines wheel into open Column, march to a Flank, change Direction, and take up a new Position.

Fig. 132.

1. *If the new position is a retired one.*—Both lines wheel into open column (suppose the left in front) and moves on.—C. is a point where the head of the first line is to change its direction into that of C. D. by wheeling on its pivot flank: The leader of the second line being apprized of this point sends forward to ascertain his corresponding point c. and his parallel direction c. d.; these two points become the base of formation for the second line, and d. is in the intersection of the old and new lines.—Both columns proceed in their first direction, and when the first line arrives at C. the head wheels on its pivot into the direction C. D. followed by the rest of its column; but the second line then changing its head on the point c. moves towards it, there to enter its corresponding direction.—The first line halts, and such parts of it as are in the new direction remain so; while the rear of the column, by the movement of *S. 182.* gains the new direction, and by wheeling up forms in line; or, if the ground permits, it enters the new line by the echelon march of *S. 158.* each division first counter-marching by files, and then facing about, so that its rear rank may lead.

2. When the first line halts, if the head division of the second line *has not entered* the new direction, it still moves on to its point of entry c. prolongs the
 7 line

line till it arrives behind its corresponding point A. 2. of the first line, it then halts, and also all such others as have arrived in the new direction, while the rear of the column, which since the halt of the first line has been gradually (by obliquing) and regularly throwing itself to the left, places itself in open column on the new direction, and wheels up into line.

3. When the first line halts, if the head of the second *has entered* the direction, it moves on till it arrives behind its corresponding point of the first one, and the rear of the column obliquates to avoid interfering with, and to make place for the forming of the first line.—When the head halts, such part of the column as is not in the new direction gains it by the movement of S. 182.

4. If the head of the first line when it arrives at E. *waits* till the 2d line arrives at the corresponding point c. they will then proceed equally.—Or, the march of the second line may begin proportionally sooner than that of the first.

5. *If the new position is an advanced one.*—The first line changes its direction at C. by a wheel to the reverse hand into C. D. marches on till the head is halted; such part of the column as is not in the new line enters it, by the divisions of the column wheeling back into echelon, and then marching up successively into line.—The second line which has ascertained its corresponding points c. d. moves on, enters the new direction at d. by a wheel to its reverse hand, and prolongs the line till it arrives at its flank point, when the whole halt, and the battalions of such part of the column as are not then in the new direction gain it by the movements of S. 182.

Fig. 133.

6. The

s wheel into
to a Flank,
and take up a

ne.—Both lines
ne left in front)
the head of the
to that of C. D.
ne leader of the
int sends forward
e. and his parallel
ome the base of
is in the inter-
oth columns pro-
en the first line
s pivot into the
ft of its column;
its head on the
enter its corre-
halts, and such
ction remain so;
he movement of
d by wheeling up
permits, it enters
of S. 158, each
files, and then
may lead.

the head division
the new direction,
ry c. prolongs the
line

6. The second line must take care not to pass its point d. but after arriving at it must wait till the head of the first line, which has more ground to go over, arrives equal with it in the new line, it will then move on.

OF THE COLUMN OF ROUTE.

By companies
or other divi-
sions.

1. The column of route formed by divisions of the battalion is the foundation of all great distant movements, and even of evolutions and manœuvres.—It is in that order that the battalion should at any time be permitted to move; that the columns of an army should perform their marches; that an enemy should be approached; and that safety can be insured to the troops in their transitions from one point to another.—All marches are therefore made in column of divisions of the line, and never on a less front than 6 files where the formation is 3 deep, or 4 files where it is 2 deep, nor does any advantage arise from such column, if it is an open column, exceeding 16 or 18 file in front, where a considerable space is to be gone over.

Disadvan-
tages of file
marching.

2. At no time whatever ought a column of manœuvre or of route to occupy a greater extent of ground in marching than what is equal to its front when in order of battle; no situation can require it as an advantage.—Therefore, the marching of great bodies

bodies in file, where improper extension is unavoidable, must be looked upon as an unmilitary practice, and only to be had recourse to when unavoidably necessary.—Where woods, inclosures, and bad or narrow routes absolutely require a march in file, there is no remedy for the delay in forming, and man may be obliged to come up after man; but these circumstances, which should be regarded as exceptions from the primary and desired order of march on a greater front, should tend the more to enforce the great principle of preventing improper distances, and of getting out of so weak a situation as soon as the nature of the ground will allow of the front of the march being increased.

F ROUTE.

d by divisions of the great distant movements and manœuvres.—It should at any time columns of an army that an enemy should can be infured to from one point to fore made in column ever on a less front is 3 deep, or 4 files advantage arise from column, exceeding 16 siderable space is to

at a column of man- a greater extent of is equal to its front tuation can require it he marching of great bodies

3. In common route marching, the battalion or more considerable column may be carried on at a natural pace of about 75 steps in a minute, or near two miles and a half in an hour: The attention of the soldier is allowed to be relaxed, he moves without the restraint of cadence of step, or carried arms; rear ranks are opened to one or two paces; files are loosened but never confounded; in no situation is the ordered distance between divisions ever to be increased, and the proper flank officers and under-officers remain answerable for them.

Rate and circumstances of march.

4. If the column is halted, the whole must be put in march at the same time.—The movement of the head division must be steady and equal; the descending of heights must not be hurried, that the part of the column ascending may properly keep up.—Alterations occasioned by the windings of the route are executed without losing distance.—Soldiers are not to break to avoid mud or small spots of water.—The pivots must trace out such a path for themselves as will best avoid small obstructions, and the men of the divisions will open from, and not press upon their

Attentions in march.

pivots.—When platoon officers are permitted to be mounted, each will remain on the flank of his division watching over its exactness, and that the proper distance of march is kept by the flank pivot under officer appointed to preserve it.

5. Where the arrival of a column at a given point is to be perfectly punctual, in that case the distance being known, the head must move at an equal cadenced step, and the rear must conform; and a person, expressly appointed, will, at the head of the column, take such step as the nature of the route shall permit the column to comply with.

6. Nothing so much fatigues troops in a considerable column, and is more to be avoided than an inequality of march.—One great reason is, that the rear of the column frequently and unnecessarily deviates from the line which its head traces out; and in endeavouring to regain that line, and their first distances, the divisions must of course run or stop, and again take up their march.—It is unnecessary to attempt the same scrupulous observances in common route marching, as when going to enter into the alignment; but even a general attention to this circumstance will in that case prevent unnecessary winding in the march, which tends to prolong it, and to harrass the soldier.

7. When the probable required formation of the line will be to a flank, then the column of march is an open one, and, except the cannon, no impediment or circumstance whatever must be allowed betwixt the divisions or in the intervals of battalions.—When cannon can possibly move on the flank of the battalion they ought, and mounted officers or bat-horses must not be permitted betwixt the divisions.—If the probable formation may be to the front, then

distances are more closed up, and bat-horses, &c. may be allowed betwixt the brigades of a column, but not betwixt the battalions of a brigade.

8. It is always time well employed to halt the head of a considerable column, and enlarge an opening, or repair a bad step in the road, rather than to diminish the front, or lengthen out the line of march. No individual is to presume to march on a less front than what the leader of the column directs, and all doublings must therefore come from the head only.—The preservation of the original front of march, on all occasions, is a point of the highest consequence, and it is a most meritorious service in any officer to prevent all unnecessary doublings, or to correct them as soon as made; no advantage can arise from them, and therefore each commanding officer, when he arrives near the cause, should be assured that it is necessary before he permits his battalion so to double: On all occasions he should continue his march on the greatest front, that, without crowding, the road or overtures will allow, although the regiment or divisions before him may be marching on a narrower front.

9. All openings made for the march of a column should be sufficient for the greatest front on which it is to march, they should all be of the same width, otherwise each smaller one becomes a defile. Overtures of march.

10. At all points of increasing or diminishing the front of the march, an intelligent officer, per battalion or brigade, should be stationed to see that it is performed with celerity; and the commandant of a considerable column should have constant reports and inspections made that the column is moving with proper regularity; he should have officers in advance to apprise him of difficulties to be avoided, or obstacles Avoiding of difficulties in the march.

cles to be passed, and should himself apply every proper means to obviate such as may occur in the march. (And at no time are such helps more necessary than when regiments are acting in line on broken ground, and when their movements are combined with those of others.)—When the column arrives near its object of formation or manœuvre, the strictest attention of officers and men is to be returned, and each individual is to be at his post.

11. The great principle on all occasions of diminishing or increasing the front of the column in march is, that such part as doubles or forms up shall slacken or quicken its pace, as is necessary to conform to the part which has no such operation to perform, but which continues its uniform march, without the least alteration, as if no such process was going on; and if this is observed, distances can never be lost, or the column lengthened out.—Unless the unremitting attention and intelligence of officers commanding battalions and their divisions are given to this object, disorder and constant stops and runs take place in the column; the soldier is improperly and unnecessarily harrassed; disease soon gains ground in a corps thus ill conducted, which is not to be depended on in any combined arrangement, is unequal to any effort when its exertion may be required, and is soon ruined from a neglect of the first and most important of military duties.

Importance
of exactness
in the march.

12. The most important exercise that troops can attend to is the march in column of route.—No calculation can be made on columns which do not move with an ascertained regularity, and great fatigue arises to the soldier: A general cannot depend on execution, and therefore can make no combination of time or distance in the arrival of columns at their several points: In many situations an improper extended

ended column will be liable to be beat in detail, and before it can be formed.—Troops that are seldom assembled for the manœuvres of war can hardly feel the necessity of the modes in which a considerable body of infantry must march and move.

13. The distance of columns from each other, during a march, depends on the circumstances of ground, and the object of that march, with regard to future formations.—The more columns in which a considerable corps marches, the less extent in depth will it take up, the less frequent will be its halts, and the more speedily can it form in order of battle to the front.

Columns and their distances.

14. On the combinations of march, and on their execution by the component parts of the body, does the success of every military operation or enterprize depend.—To fulfil the intentions of the chief every concurrent exertion of the subordinate officer is required, and the best calculated dispositions, founded on local knowledge, must fail if there is a want of that punctuality of execution which every general must trust to, and has a right to expect from the leaders of his columns.

Combinations of march.

15. The composition of the columns of an army must always depend on the nature of the country and the objects of the movement.—Marches made parallel to the front of the enemy will generally be performed by the lines on which the army is encamped, each marching by its flank, and occupying when in march the same extent of ground as when formed in line.—Marches made perpendicular to the front of the enemy, either advancing or retiring, will be covered by strong van or rear guards.—The columns will be formed of considerable divisions of the army, each generally composed both of cavalry

Nature of marches.

and infantry; they will move at half or quarter distance, and the nature of the country will determine which arm precedes.

General objects in marches to the front.

16. During a march to the *front*, the separation of the heads of the columns must unavoidably be considerable; but, when they approach the enemy, they must be regulated and directed as to be able to occupy the intermediate spaces, if required to form in line. — Some one column must determine the relative situation of the others, and divisions must be more closed up than in a march to a flank, and in proportion as they draw near to the enemy must exactness and attention increase. The general, in consequence of the observations he has made, will determine on his disposition; the columns which are now probably halted and collected will be subdivided and multiplied; each body will be directed on its point of formation, and the component parts of each will in due time disengage from the general column, and form in line.

General objects in marches to the rear.

17. The safety of marches to the *rear* must depend on particular dispositions, on strong covering rear guards, and on the judicious choice of such posts as will check the pursuit of the enemy. — In these marches to front or rear, the divisions of the second line generally follow or lead those of the first, and all their formations are relative thereto. The heavy artillery and carriages of an army form a particular object of every march, and must be directed according to the circumstances of the day. — The safety of the march, by the arrangement of detachments and posts to cover the front, rear, or flanks of the columns, depends also on many local and temporary reasons, but are an essential part of the general disposition.

General

at half or quarter
country will deter-

ont, the separation of
unavoidably be con-
ach the enemy, they
ed as to be able to
if required to form
r determine the rela-
nd divisions must be
to a flank, and in
to the enemy must
e. The general, in
s he has made, will
e columns which are
llected will be sub-
body will be directed
the component parts
age from the general

the rear must depend
strong covering rear
choice of such posts
the enemy.—In these
divisions of the second
se of the first, and all
thereto. The heavy
my form a particular
be directed according
.—The safety of the
of detachments and
ar, or flanks of the
y local and temporary
at of the general dis-

General

General Remarks.

1. All these OPERATIONS in Line, Column, or Echellon, are applied according to circumstances.—As *Counter-movements of Defence*.—*Movements of previous Formation*.—*Movements of Attack*—as well as *Movements of Retreat*.

2. Where there is equal skill in the execution of movements, the *defensive* alteration of position is sooner made than the *offensive* one, as much less ground is gone over to oppose than to attack; the great advantage however attending the latter is, that the measure being previously determined on, every thing is prepared for rapid execution before the design is obvious; whereas the counter-movement, depending on the appearance of the moment, requires quick observation, immediate decision, instant arrangement, and a disposition simple and that cannot produce hurry or confusion in the execution.—It is in these situations that the justness of distances and of the march in columns allows of decisive operations, which durst not be attempted, unless the moving body could be depended on as ready at every instant to form up in complete order.—Manœuvre will chiefly operate where an enemy is inferior in number, inexpert in movement, weakly posted, and where the weak point is found out and attacked before he can move to strengthen it.

Advantage
of offensive
movements.

3. If the flank of one body is thrown forward, by the same means may that of the other be thrown back.—If one body prolongs its line to outflank,
F f 4 the

Counter-
movements
of defence.

the other may by the same movement maintain its relative situation.—Whatever change of position is made by one body, the other may counteract it by a similar change.—If the wing of one body is refused, the wing of the other may be advanced to seize an advantage.

Movements
of previous
formation.

4. A body of troops, which has a considerable march to make previous to the *attack*, must always approach an enemy in one or more columns, at open or other distances, according to circumstances.—Some general knowledge of an enemy's situation determines the manner in which he is approached, the composition of the columns, the flank of each which leads, and their combination in forming.—A nearer view determines a perseverance in the first direction, or a change in the leading flanks, and direction of the columns, in order to form in the speediest and most advantageous manner.

Original
positions,

5. *Original Positions* are taken up from the connected movements of columns of march, and entered upon in some of the modes prescribed.—Different feints are used to prevent an early knowledge of the position intended to be taken, or the point to be attacked, and light troops, cavalry and artillery, where the ground, &c. allows, cover all movements of the infantry.—Such original position is either *parallel* or *oblique* to that of the enemy posted, and is often changed previous to the attack.—When a considerable corps of troops is to act offensively, it must form in line at latest within 1200, or 1500 paces of a posted enemy, unless the ground particularly favours, and covers from the fire of his artillery, the enfilade of which is what chiefly prevents bodies in column from approaching nearer; and that space, under the unceasing fire of their own artillery, troops in line will march over in 18 minutes.—However quickly

quickly columns could move up close to an enemy, yet, as they must then form in line, no time would be gained, and their loss be heavier than when the original formation is made at a due distance.

6. From *parallel* position the attack is made either in line, or by a flank of the line in echelon, that flank being reinforced, and the other refused; or, from a new and advantageous position taken up and not provided against by the enemy.—From *oblique* position the attack is directed against a comparatively weak point of the enemy.—Attacks from the *center* are more liable to enfilade, and sooner guarded against than from the flank.—It is generally wished to post one wing, and refuse it, and to make the attack with the other, reinforced by detached corps, to which the whole strength of the second line is endeavoured to be added; and for these purposes the movement in *echelon*, the *change of position* which gains the flank of the enemy, the *march* on one or more lines, and the *passage* of lines, when redoubled ones are destined to replace each other, are particularly applied.

Movements
of attack.

7. General movements of *Retreat* executed by an army must be considered as combinations of columns of march, covered by positions and a strong rear guard.—Troops are occasionally taken out of the retiring columns of march to occupy positions and heights; they remain till the rear has passed, and then become the rear guard; this they continue to be, till they find other troops in like manner posted; these last in their turn become also the rear guard, and in this way are the troops of columns in such situations relieved.—A rear guard will fall back by the *retreat in line*—the *chequered retreat*—the *passage of lines*—the *echelon* changes of position.

Movements
of retreat.

8. When

3. When a considerable line formed in front of an enemy must retire or relinquish an attack made, or intended, one wing ought to be originally so posted, that the other, by some of the above movements, can fall back upon it, and take a new position, being protected in the operation by the enfilade of the posted wing, which in its turn can fall back upon the other.—The mixed considerations, and support of CAVALRY, INFANTRY, and ARTILLERY, on such occasions, require a very intricate discussion.

D. D.

End of FOURTH PART.

formed in front of an
n attack made, or
originally so posted,
ve movements, can
ew position, being
he enfilade of the
can fall back upon
ations, and support
ARTILLERY, on
icate discussion.

MILITARY REGULATIONS.

Directions to the Bookbinder.

To be bound in One Volume, in the following Order.

Title Page, and Adjutant General's Order.

Introductory Preface.

Contents of the Four Component Parts.

Parts { First.
Second.
Third.

Inspection or Review——Light Infantry.

Part——Fourth.

The Plates in their proper Order, from 1 to 16,
at the end.

ART.



THE ARMY AND MILITIA.

Lately Published,

BY J. WALTER, AT HOMER'S HEAD, CHARING-CROSS.

BY HIS MAJESTY'S COMMAND,
AND PRINTED BY AUTHORITY,

I. **G**ENERAL ORDERS FOR THE FIELD-
EXERCISES OF HIS MAJESTY'S INFANTRY.
—*Price Two Shillings per Dozen.*

II. CERTAIN RULES AND ORDERS *to be*
observed by the CORPS OF FENCIBLE CAVALRY.
August, 1794.

III. GENERAL ORDERS FOR SERJEANTS OF
FOOT TO BE ARMED WITH PIKES INSTEAD OF
HALBERDS.—*Price Two Shillings per Dozen.*

IV. CERTAIN RULES AND ORDERS *to be ob-*
served by the EMBODIED MILITIA, in Two Parts.
Price One Shilling and Sixpence.

N.B. THE ADDITIONAL ORDERS *to the EMBODIED*
MILITIA, MARCH 13, 1793, to be had separate
for those who had the Orders of DEC. 12, 1792.
Price Sixpence.

V. EXPLANATIONS AND INSTRUCTIONS RELA-
TIVE TO THE PAY AND ALLOWANCES OF FOOT
SOLDIERS SERVING AT HOME.—*Price Sixpence.*

Where also may be had,

VI. A COLLECTION OF REGULATIONS, ORDERS,
and INSTRUCTIONS, *formed and issued for the Use of*
the ARMY, in consequence of the PAY-OFFICE ACT,
and other occasions subsequent to the 24th of Decem-
ber 1783: to which are added such prior Regu-
lations as have similar Objects, and are still in force,
either in the whole or in part.—Price Two Shillings
and Sixpence.

VII. THE ARMY-LIST FOR 1795: *containing a*
LIST of the OFFICERS of the ARMY, and of the
MARINES, with an INDEX, a SUCCESSION of CO-
LONELS

LONELS, and a LIST of the OFFICERS of the ARMY,
and MARINES on HALF-PAY; with an INDEX:—
Price ~~Six~~ ^{Seven} Shillings.

VIII. A List of the Officers of the several Regiments and Corps of MILITIA; also, of the several Fencible Regiments, and of the new Independent Companies.—Price ~~Three~~ ^{Five} Shillings. *(2 New Ed. Aug. 1777)*

IX. A NEW GENERAL MUSTER-ROLL; just completed, for the Use of each Regiment of THE ARMY AND MILITIA, containing one Copy on Parchment and three on Superfine Paper, ENGRAVED ON LARGE COPPER PLATES folded for the Pocket.—Price Twenty-Five Shillings the Set.

X. A NEW GENERAL MUSTER-ROLL, as above, for the use of each Regiment of CAVALRY.—Price Twenty Five Shillings.

N. B. Several Gentlemen of the ARMY having expressed a Desire, that, in Case of any Accident or Damage to a single Copy, in making out the Muster, it might be supplied without the Necessity of taking a whole set—to accommodate any such Occurrence, or for making a rough Draught, a single Copy on Paper may be now had. Price Five Shillings.

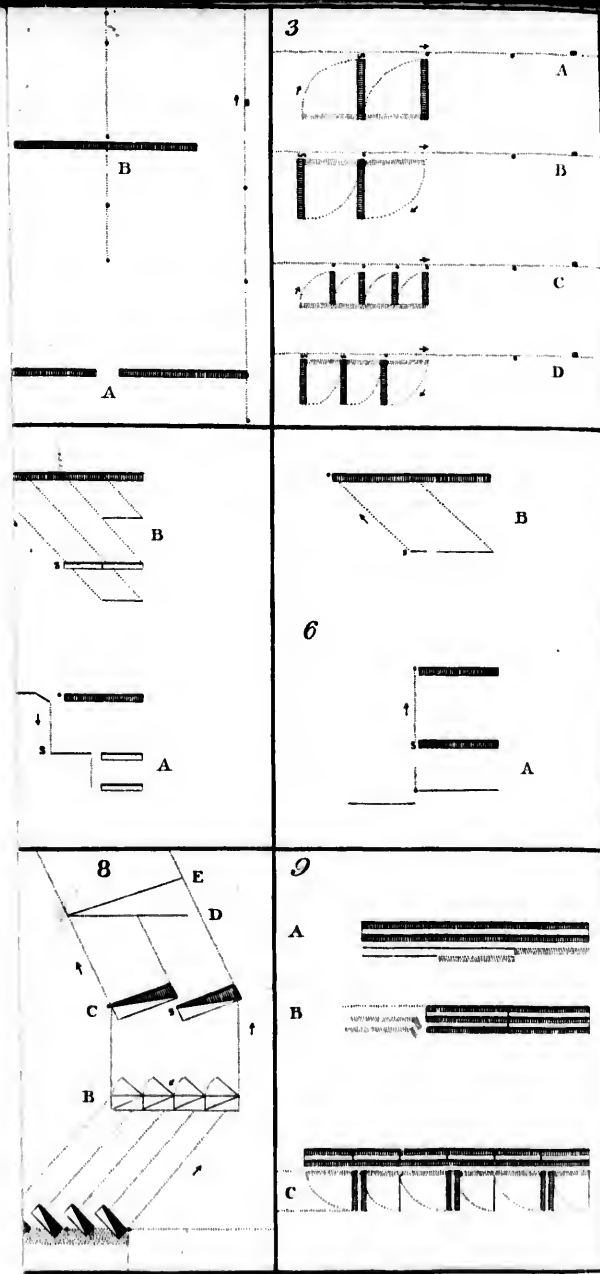
RS of the ARMY,
an INDEX:—

be several Regi-
to, of the several
ew Independent
2 New & Copy. 1774

ER-ROLL; just
ent of THE ARMY
y on Parchment
AVED ON LARGE
Pocket.—Price

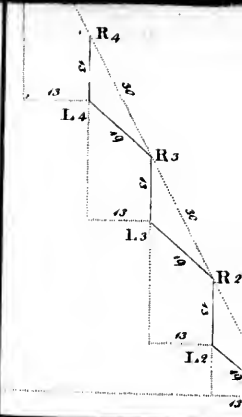
STER-ROLL, as
of CAVALRY.—

be ARMY having
f any Accident or
g out the Muster,
Necessity of taking
such Occurrence,
single Copy on
ve Shillings.

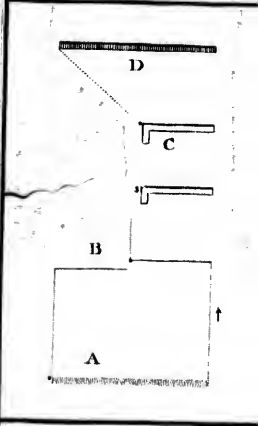
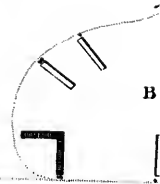


Entered
1774

The dotted Lines & Arrows express
the direction of the Movement.
The round Dots, express the position
of Leaders of Divisions.
The Square Dots, express points
of March or Formation.
The Letters AB. &c. denote different
Movements in the same Figure.

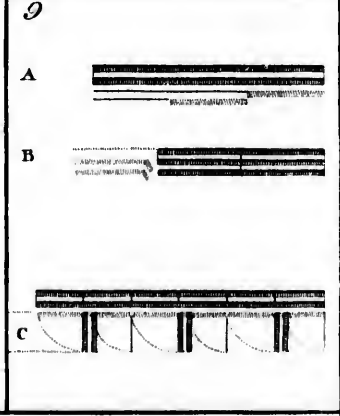
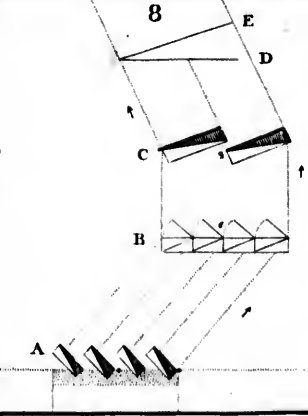
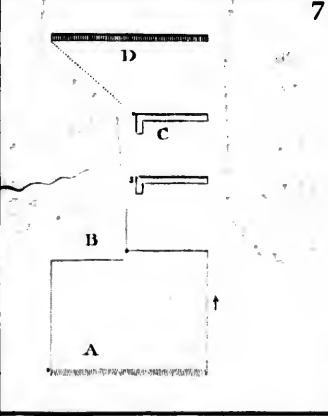
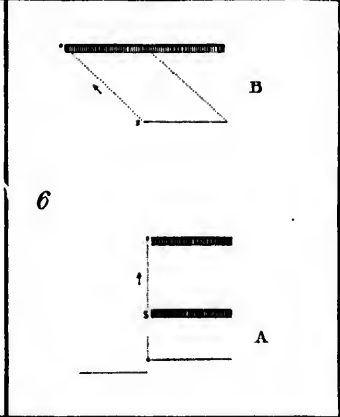
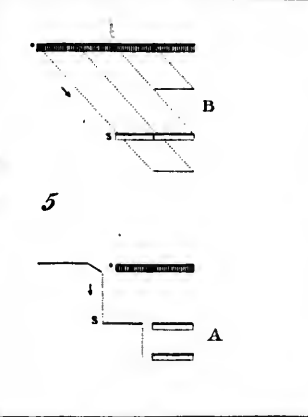
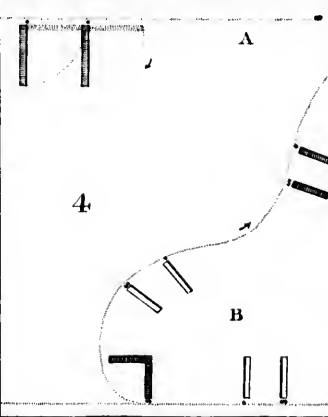
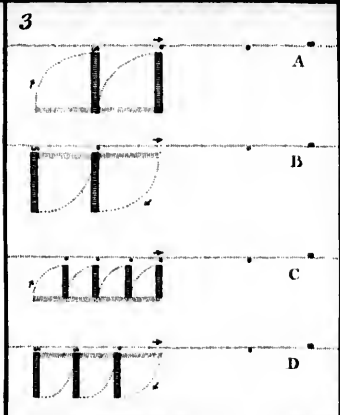

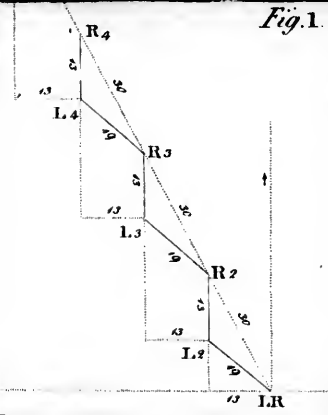


4




The Positions are in y
 The first by Yellow
 Intermediate }
 The last by Red

Fig. 1.




The Positions are in general represented
 The first by Yellow.....
 Intermediate { Blue.....
 { Buff.....
 { Green.....
 The last by Red.....

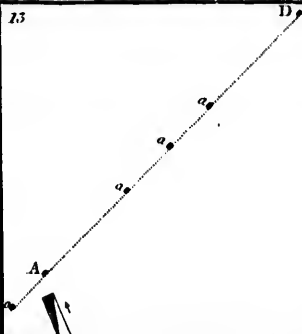
The dotted Lines & Arrows express
 the direction of the Movement.
 The round Dots, express the position
 of Leaders of Divisions.
 The Square Dots, express points
 of March or Formation.
 The Letters AB, &c. denote different
 Movements in the same Figure.



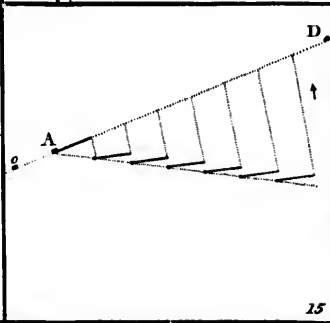
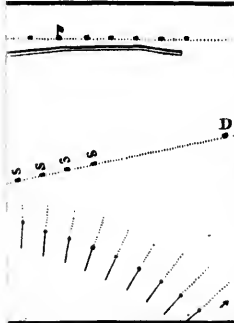
12



13

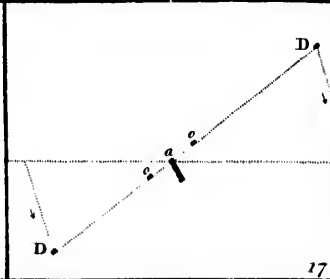
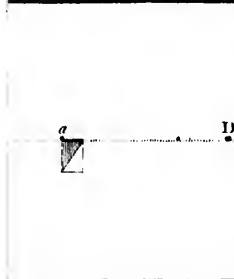


24


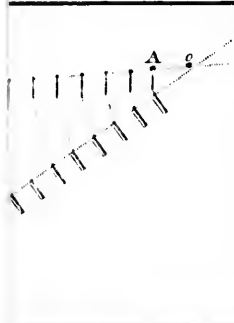


27

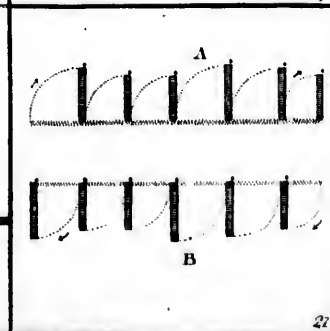
15



17

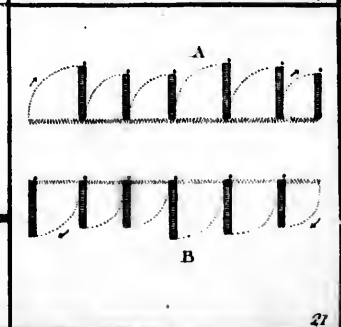


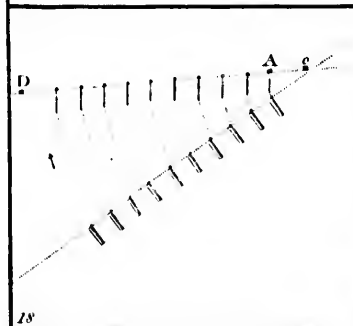
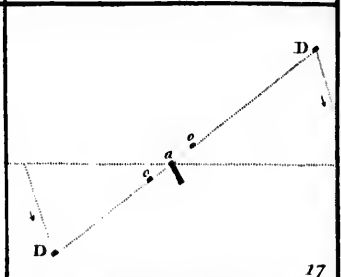
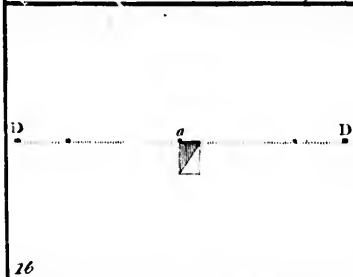
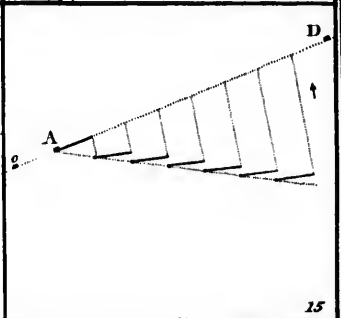
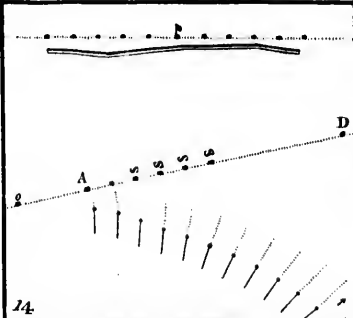
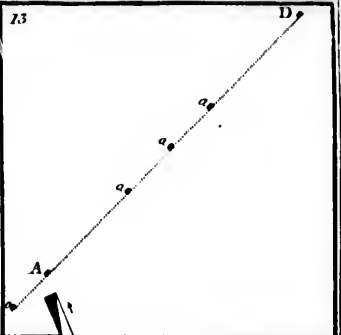
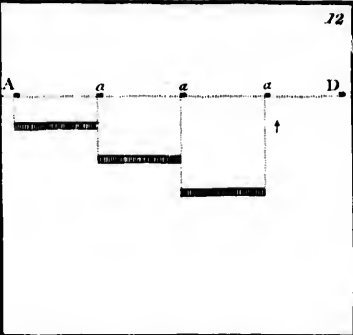



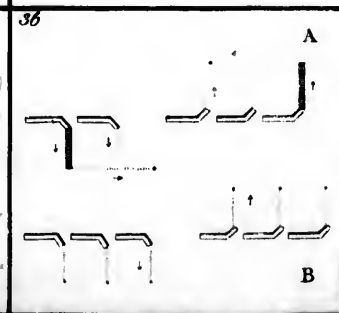

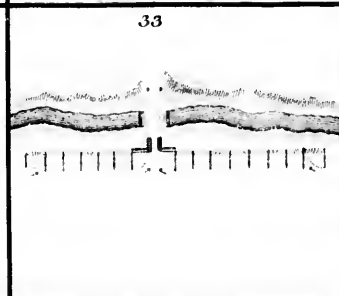
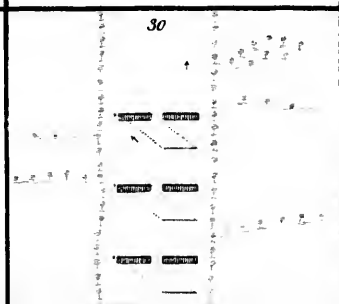
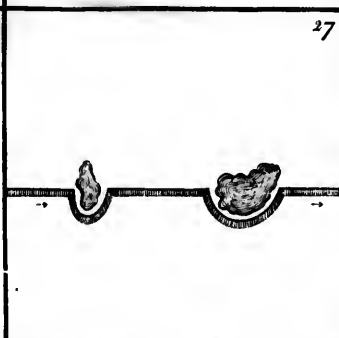
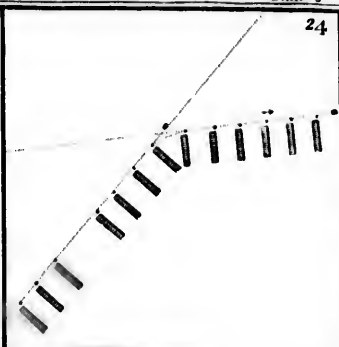

19



27

Battalion formed in Close Order





22



25



28



31




A




22



23



24



25



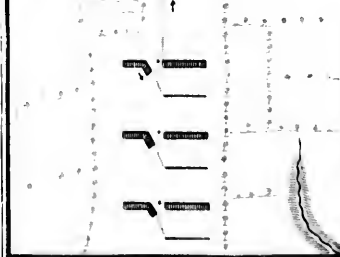
26




27



28



29



30




31



32

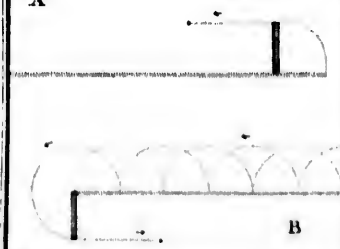


33



A


34



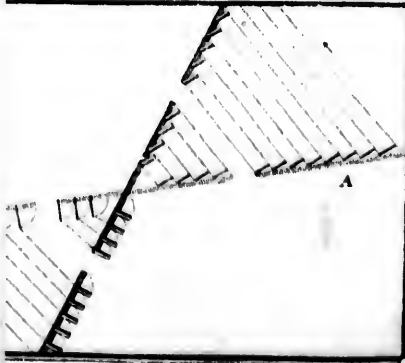
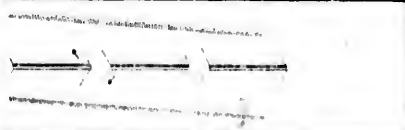

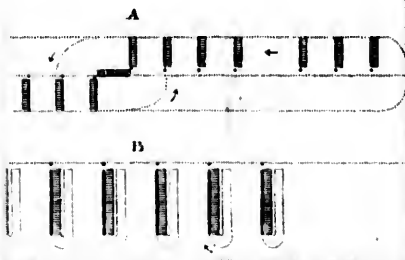
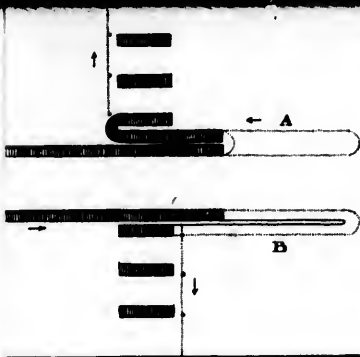
35



36



Fragment of text from the adjacent page, including a table with multiple rows and columns, and a diagram with diagonal lines.



A

B

C

D



A

1
2
3
4
5
6
7
8

March 10






37 38



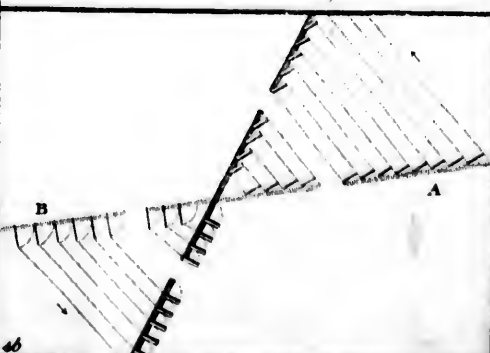
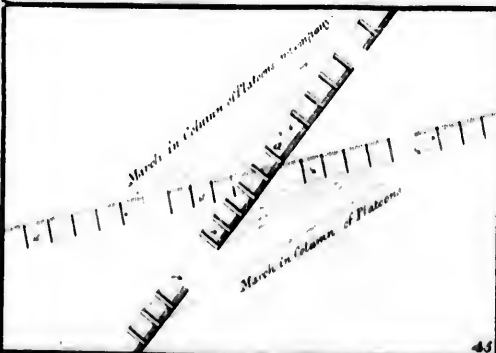
39 40



41 42

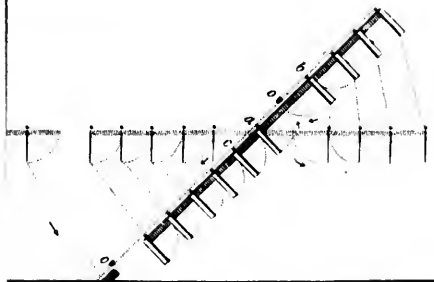


43 44

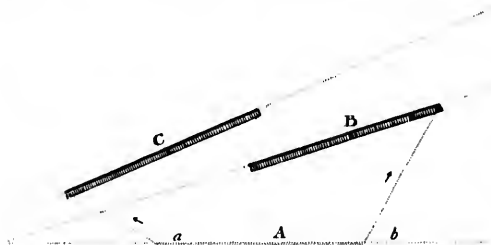


45 46


48



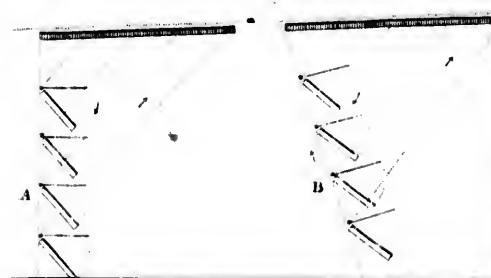
50




52

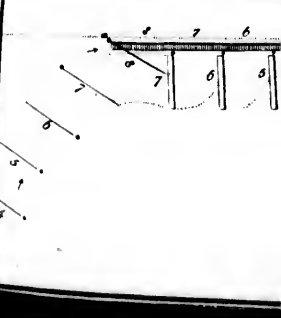
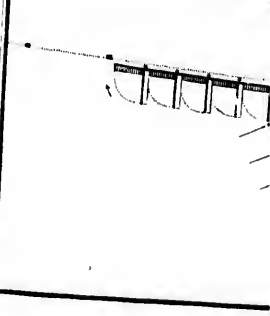
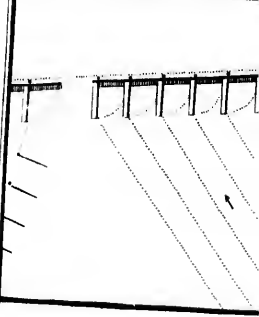

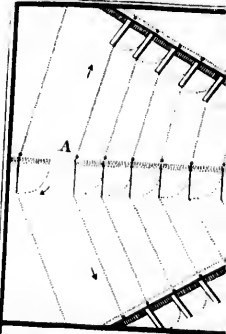


54

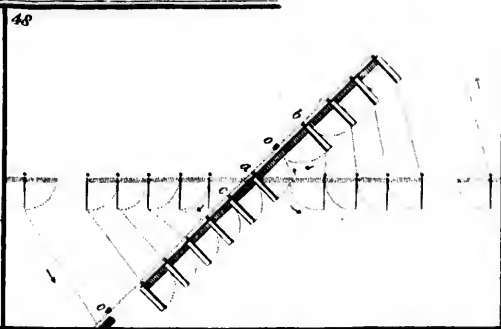
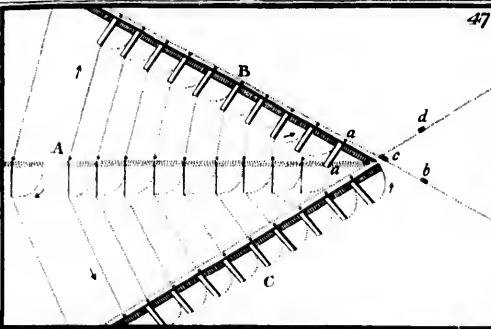


56

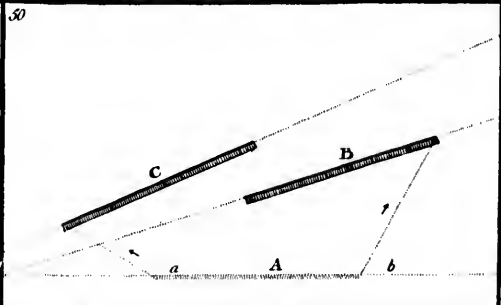
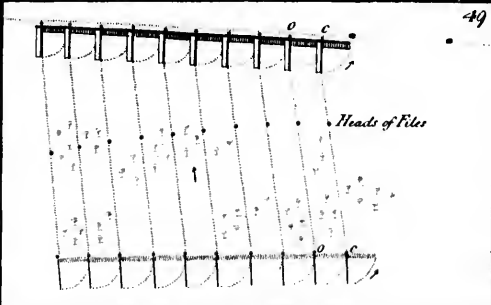





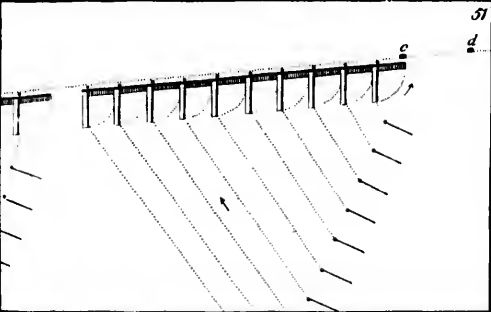
47 48





49 50



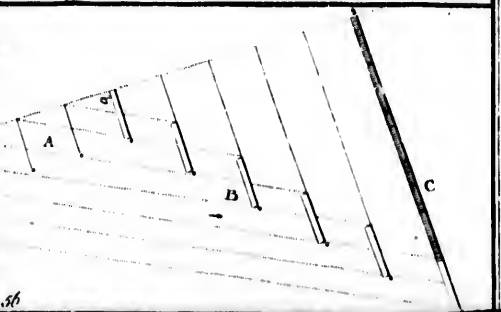
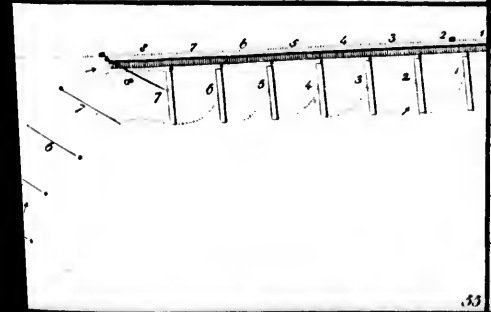
51 52




53 54



55 56

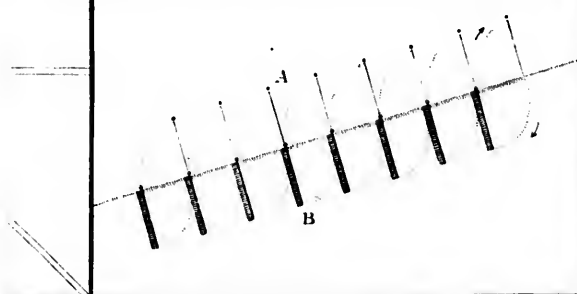


57



58

59

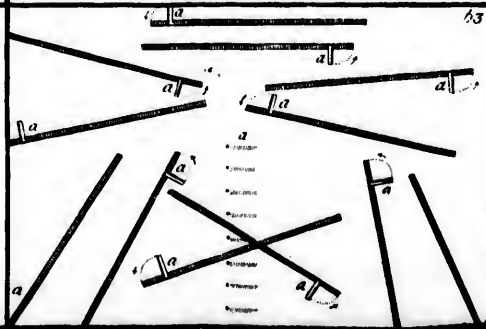


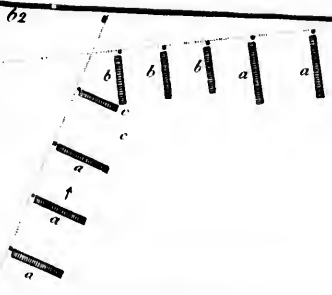
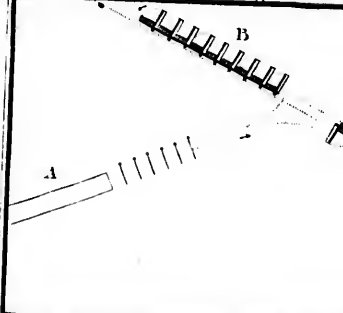
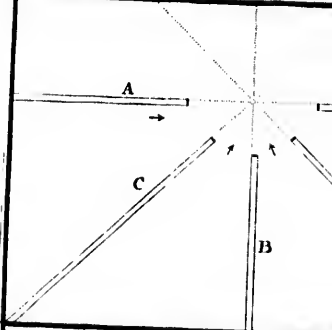
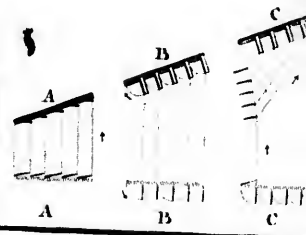
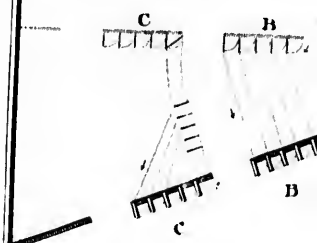
60

61



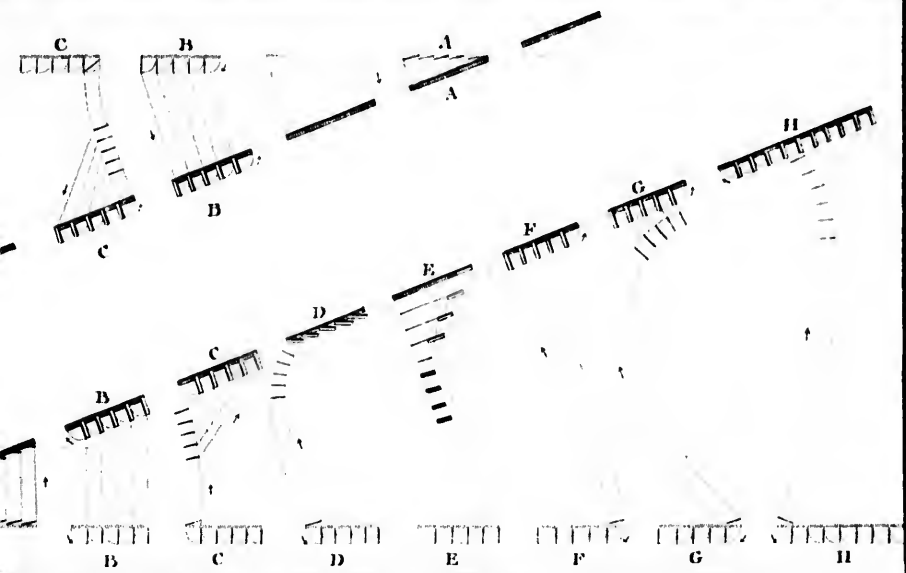
63



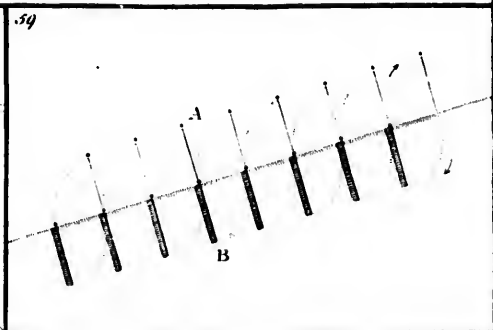
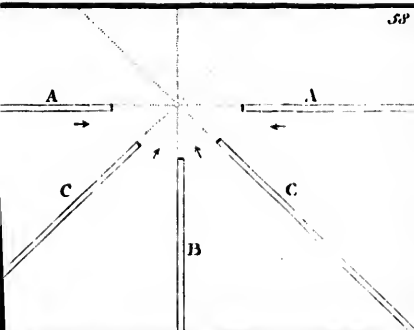


02

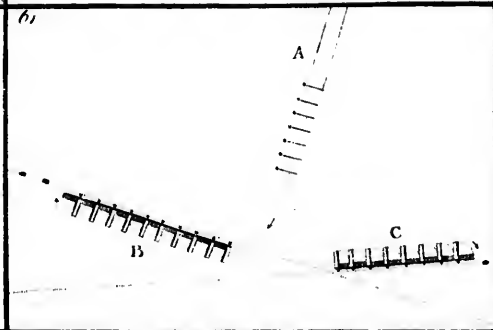
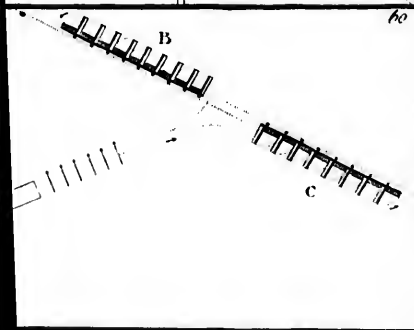
57



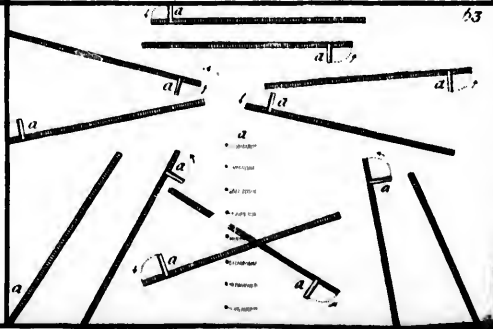
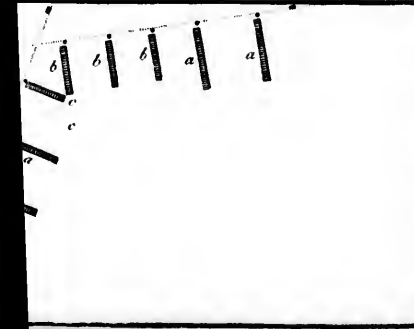
58 59

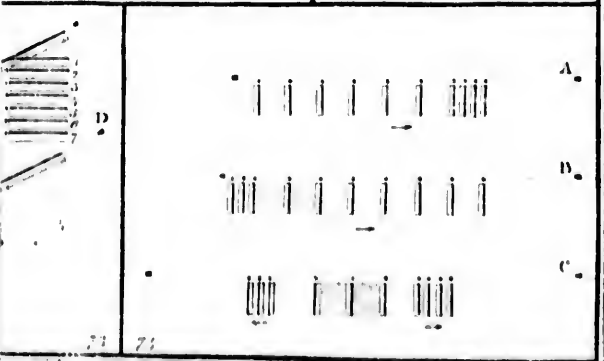
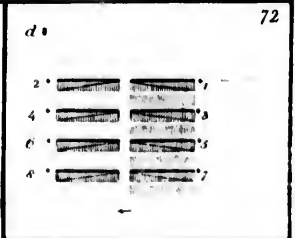
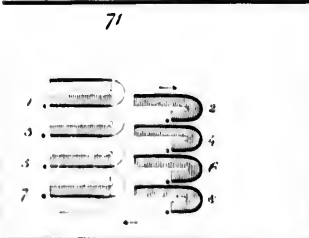
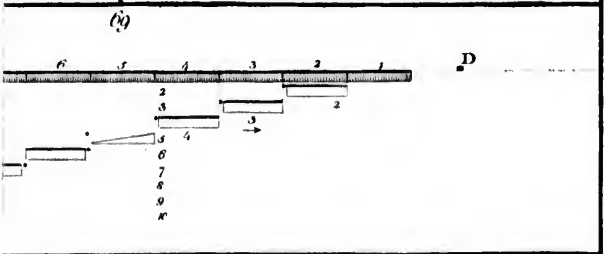
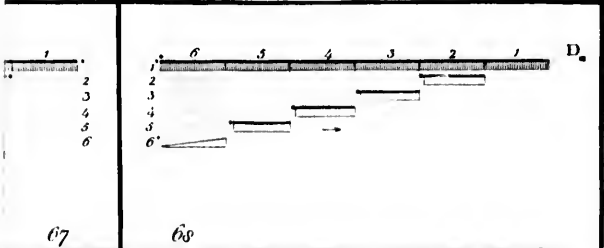
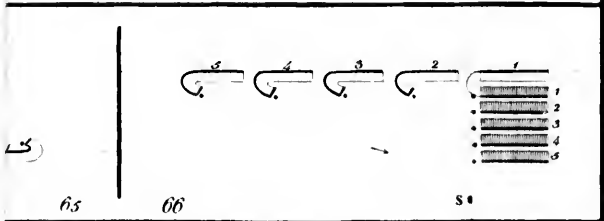
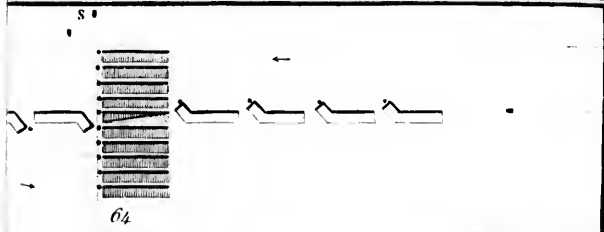


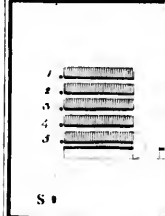

60 61






63

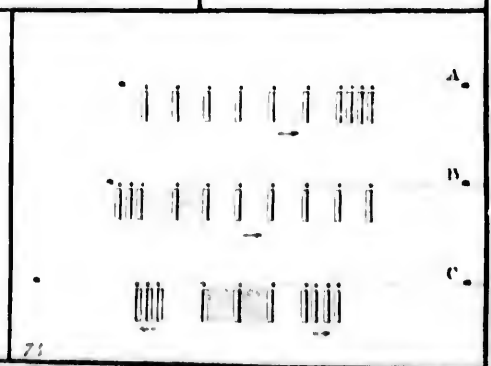
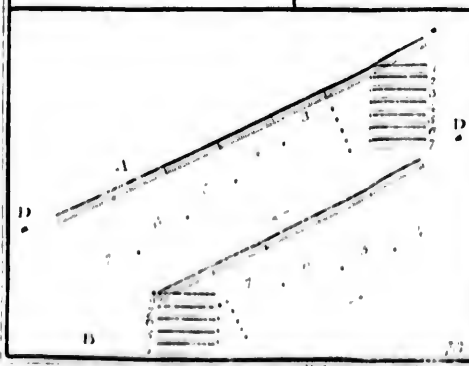

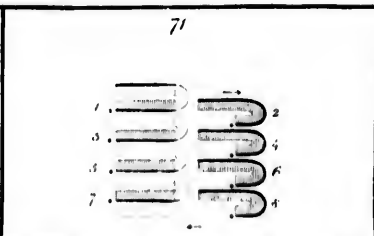
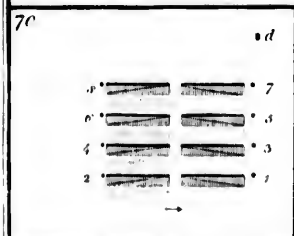
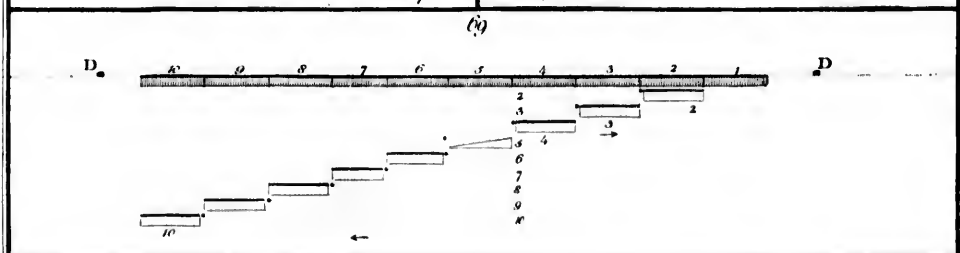
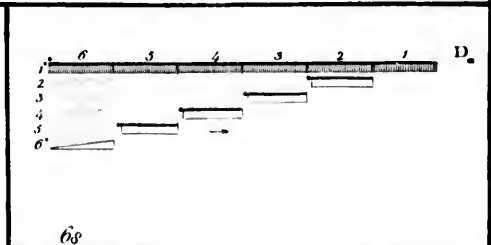
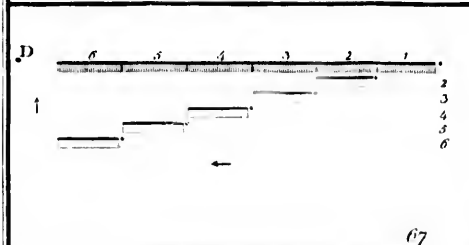
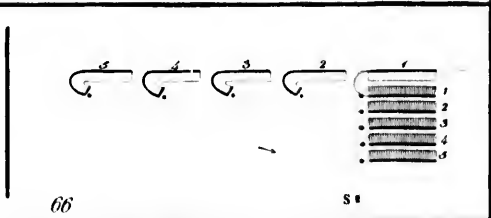
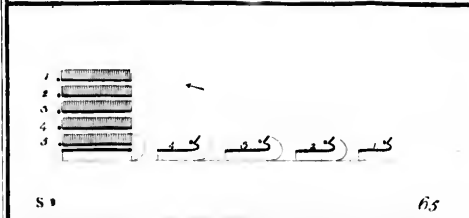
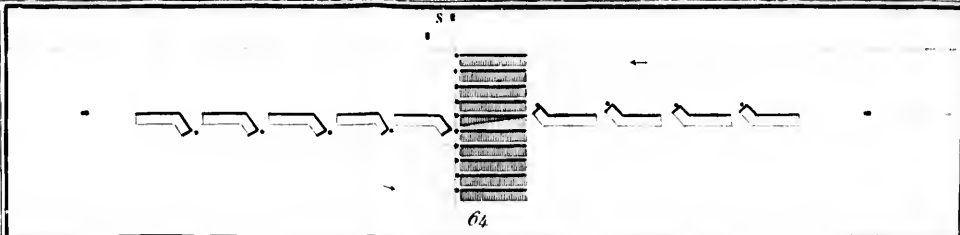







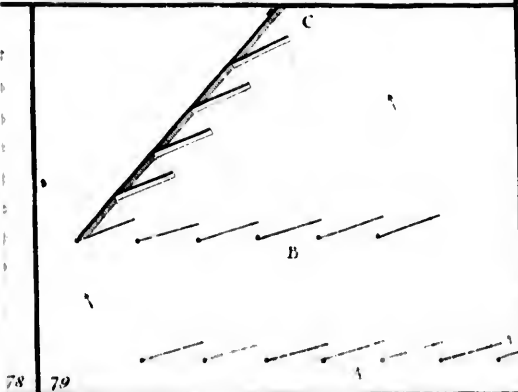
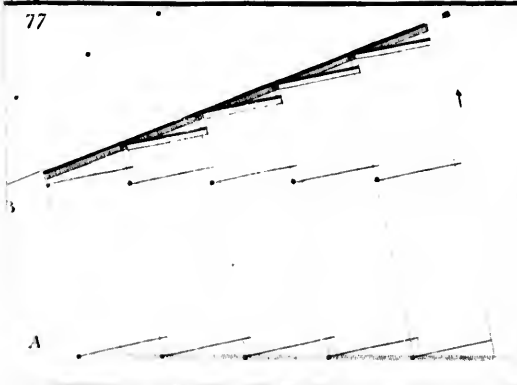
S







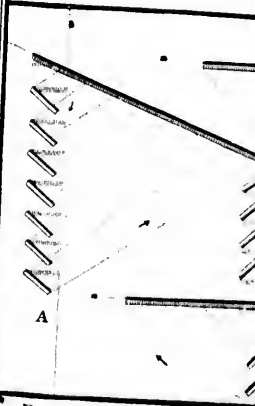



77




78 79






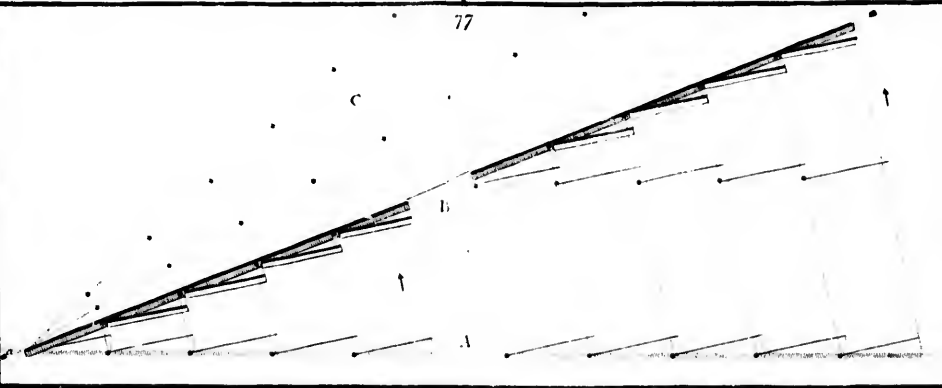
75



76



77



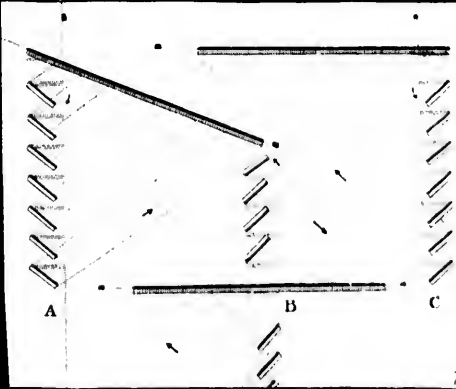
A

B

C

78

79



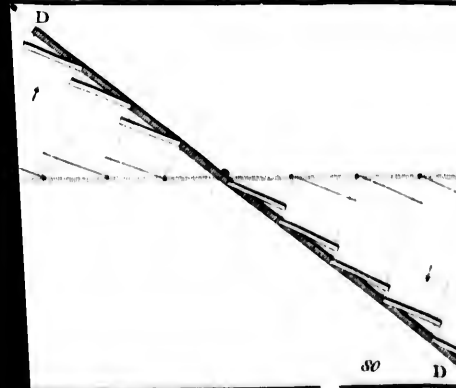
B

A

D

80

D




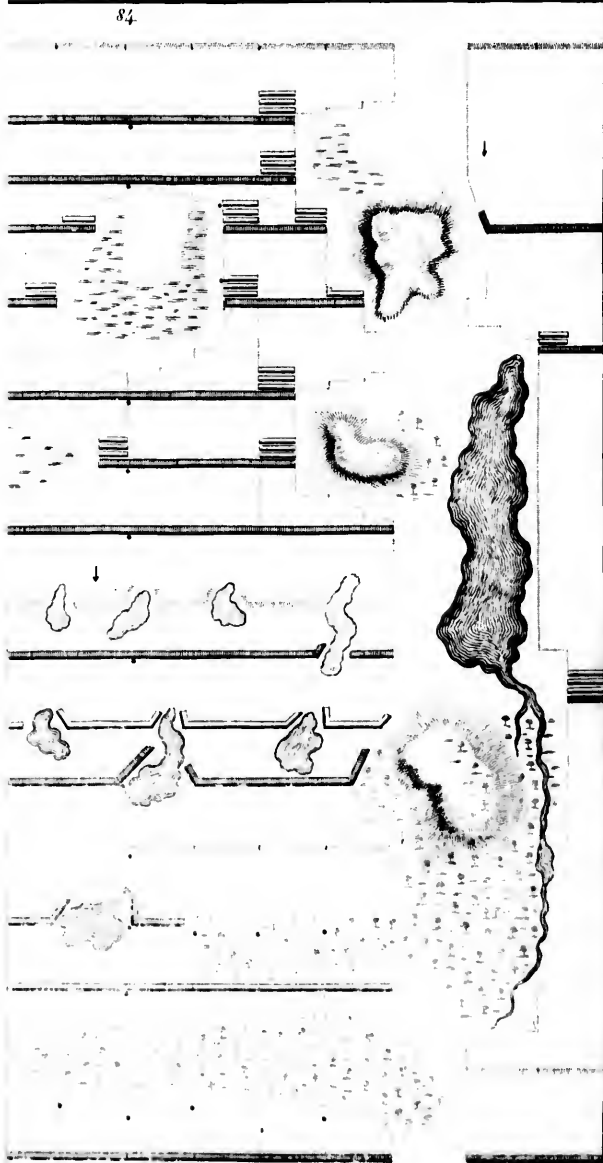
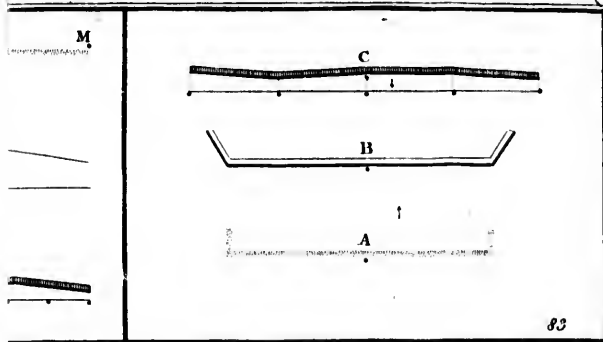
81

A

C

B



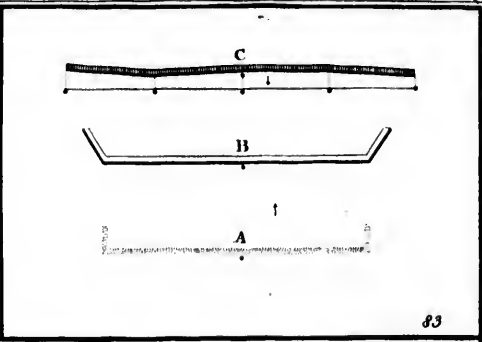
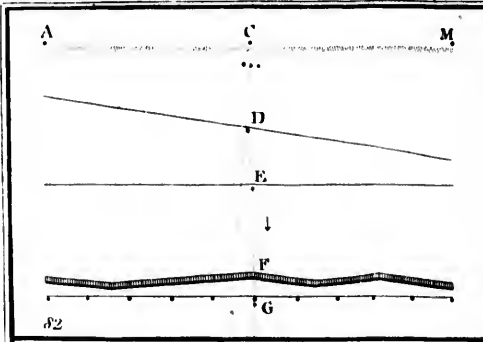


A

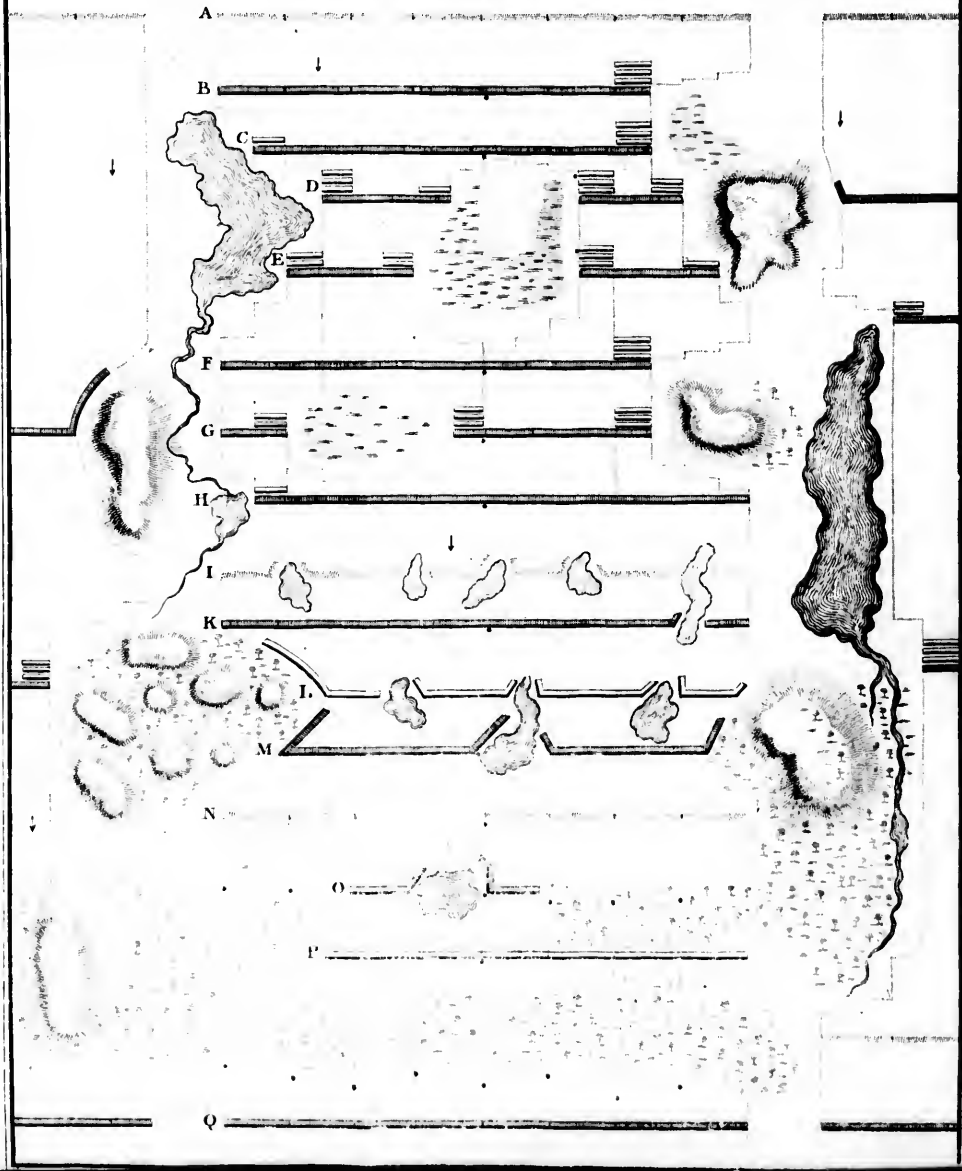


82

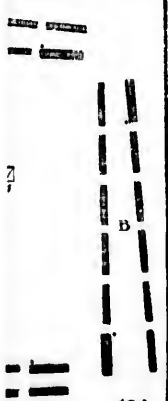


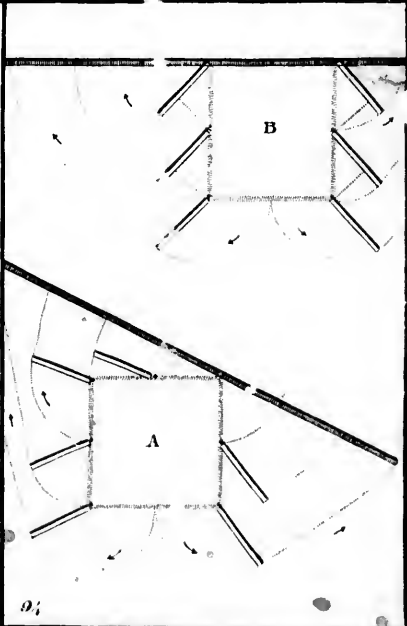
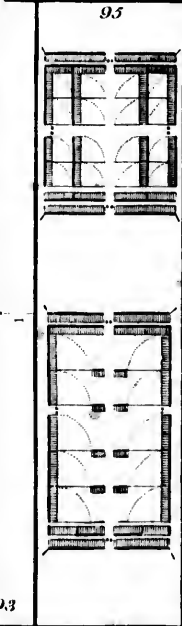
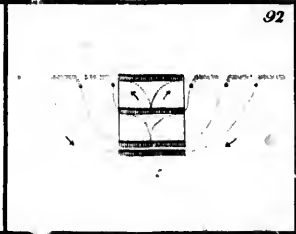
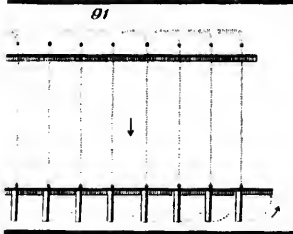
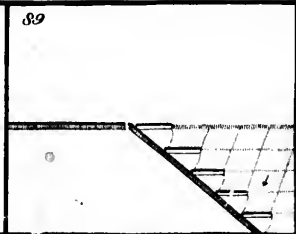
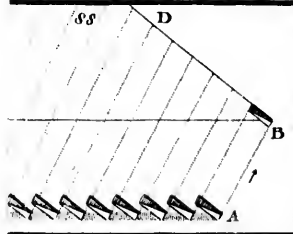
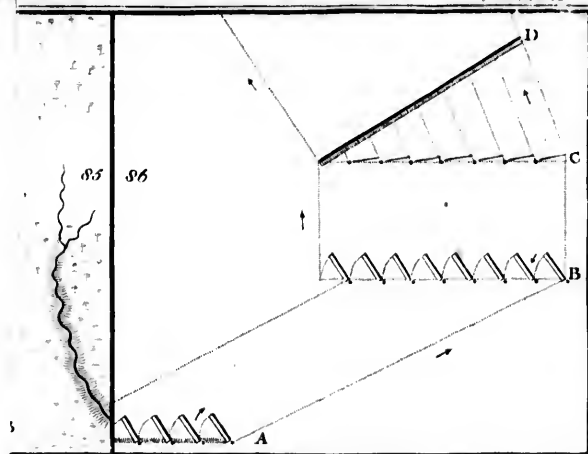



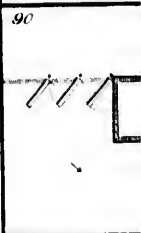


84

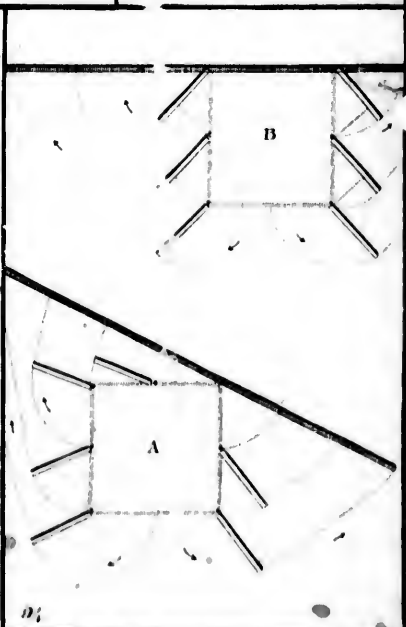
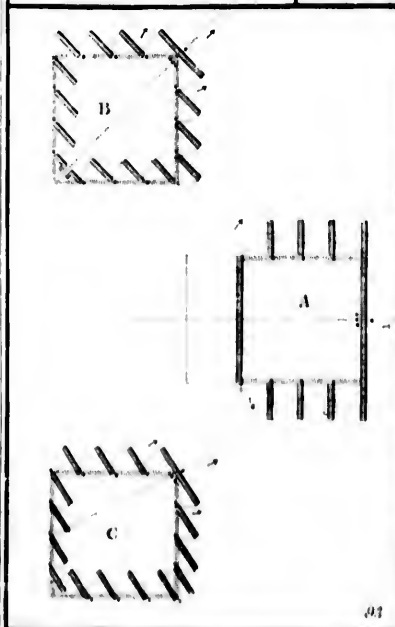
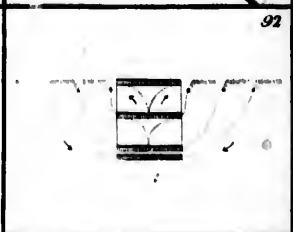
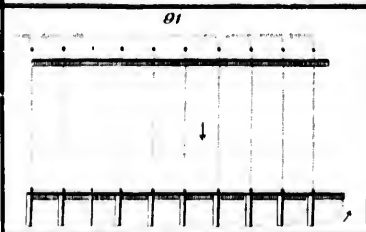
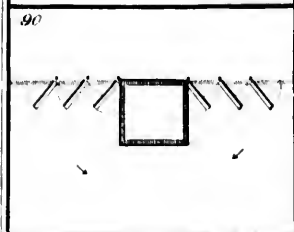
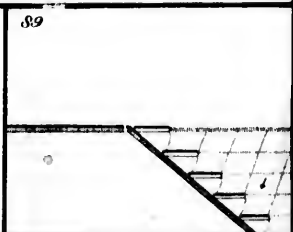
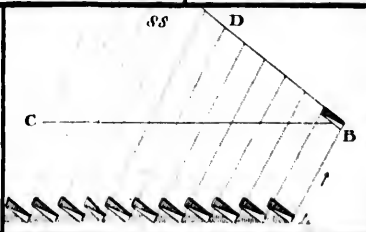
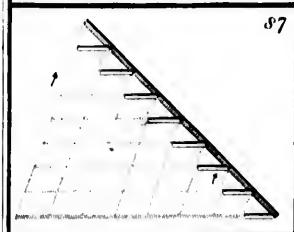
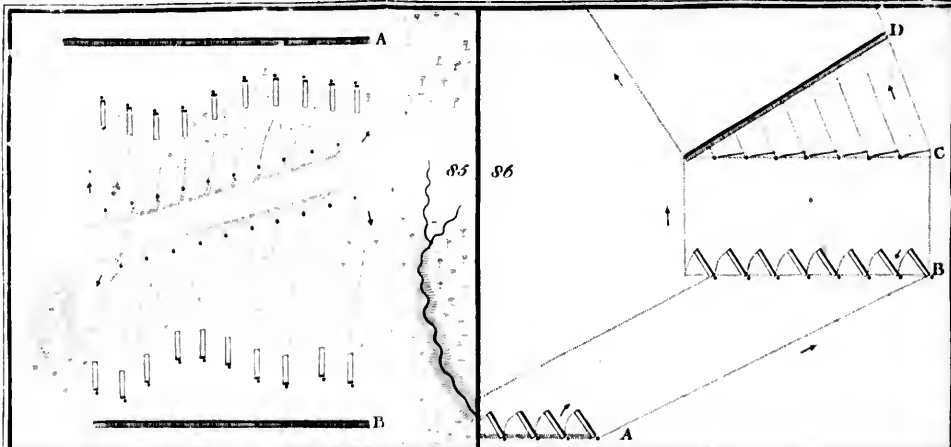


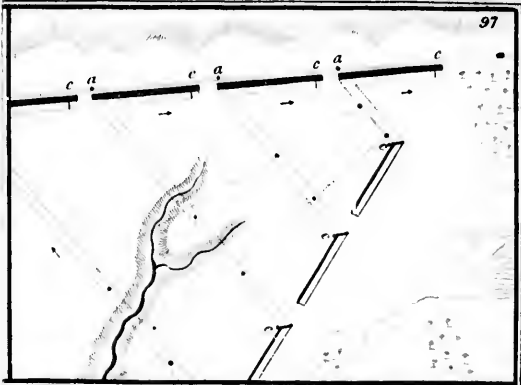






90






99



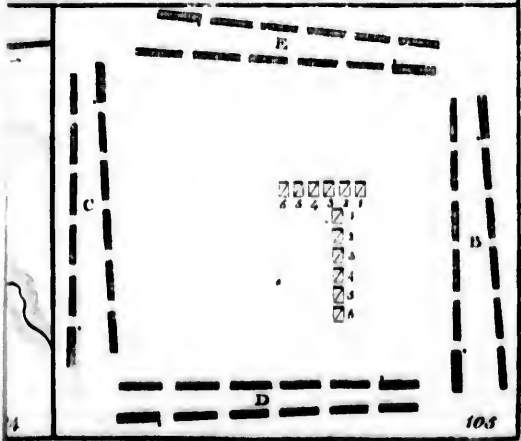
100




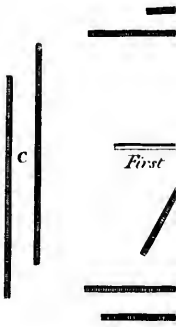
102



103

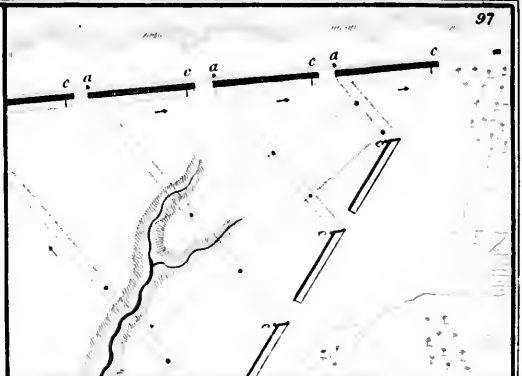
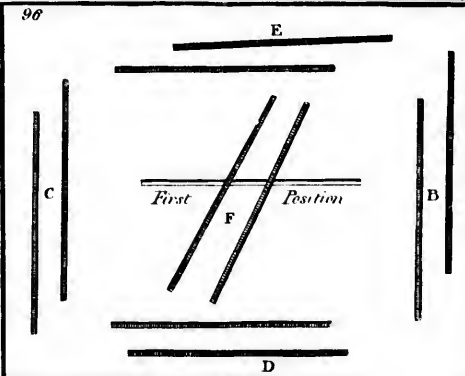


103



96

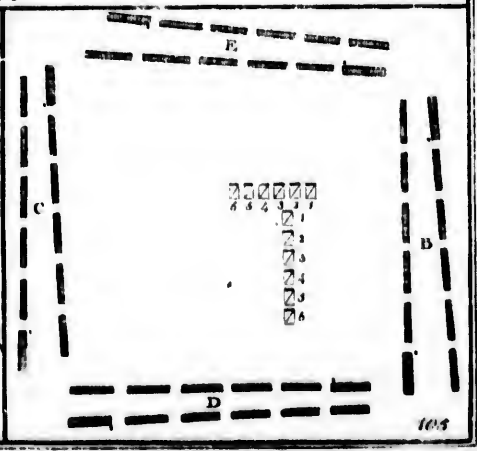
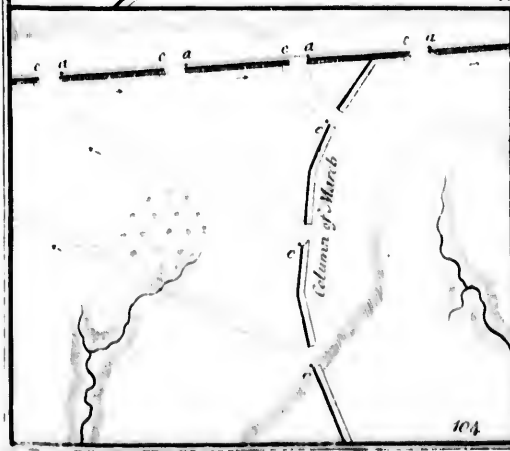


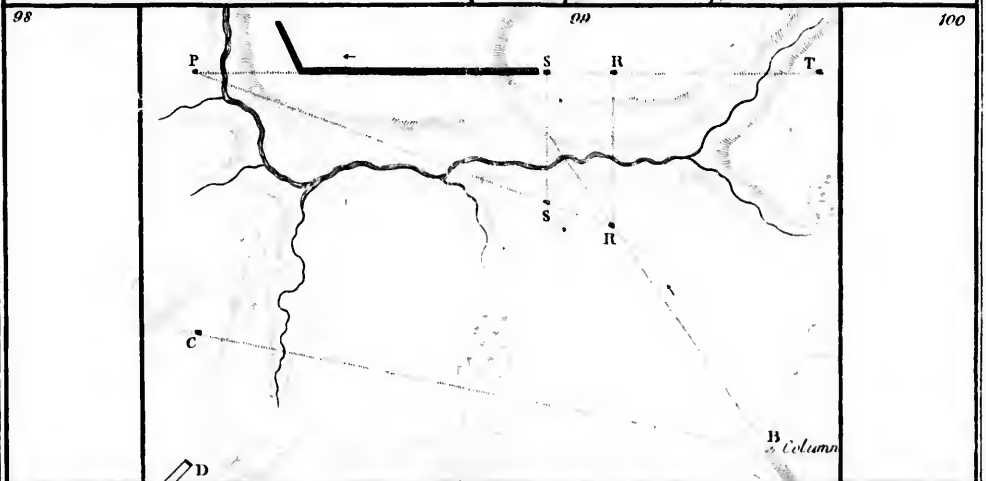
97

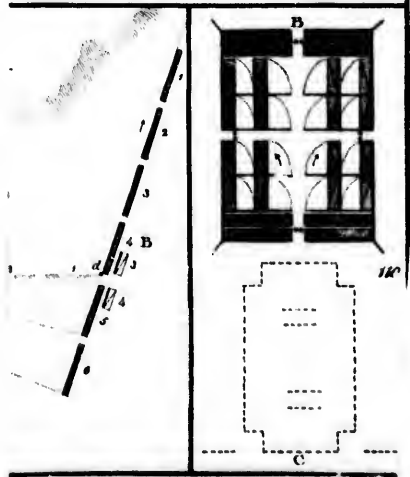
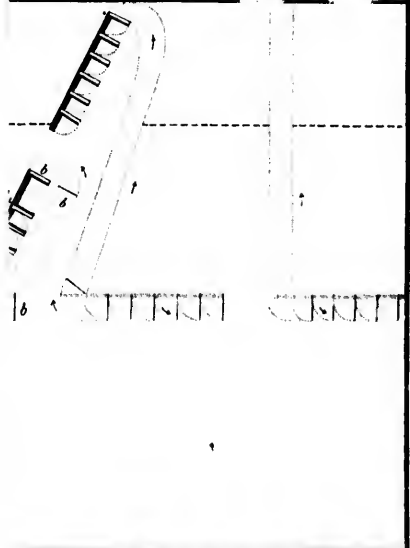
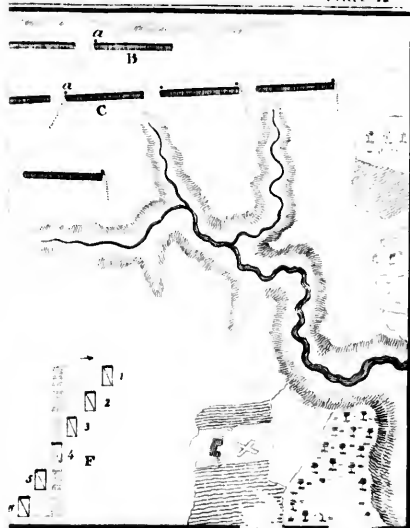


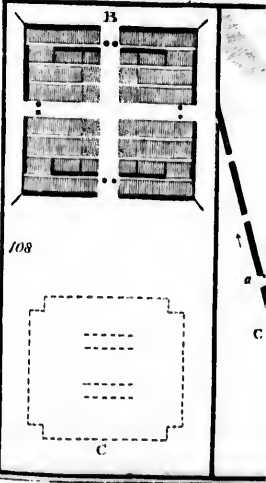
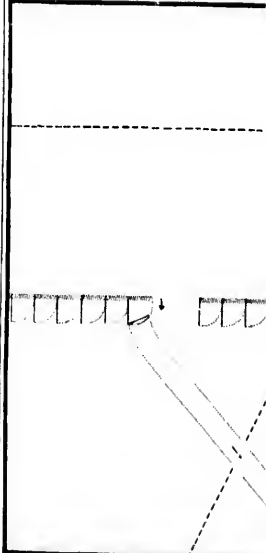
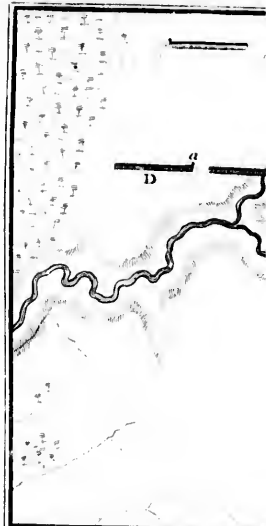
98

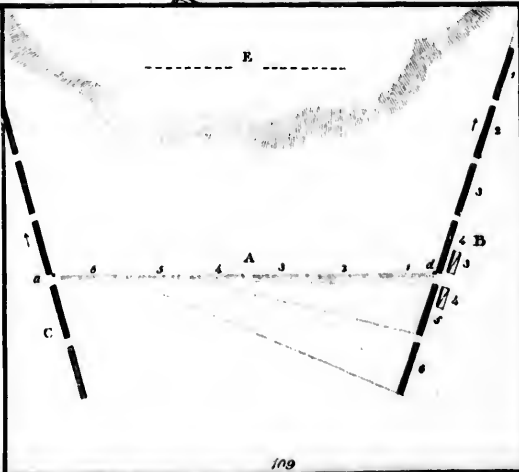
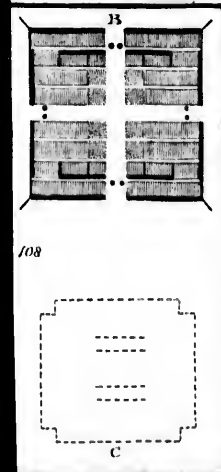
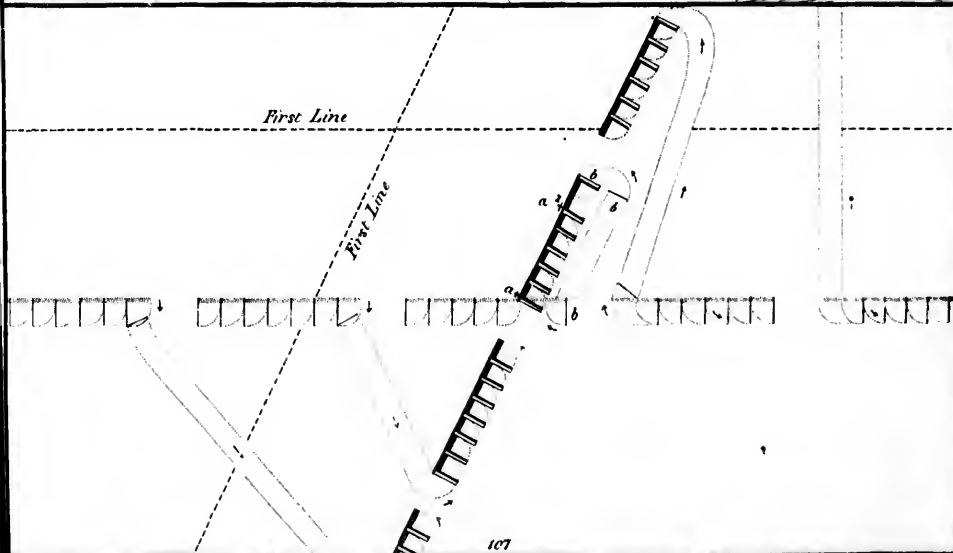
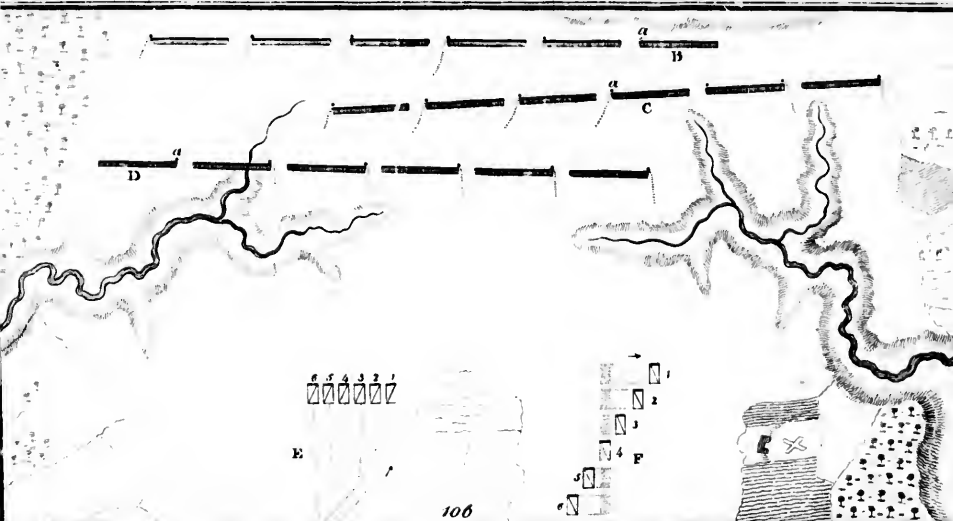
99


100

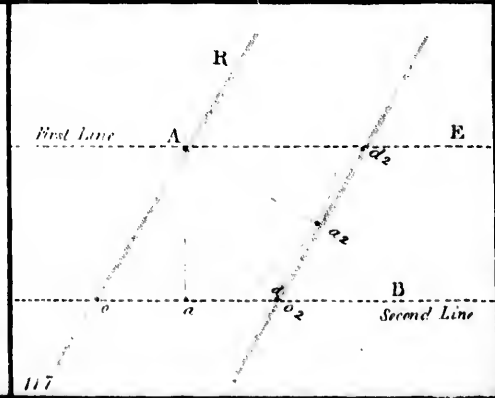
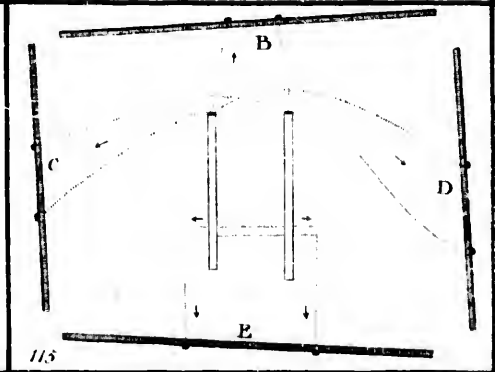
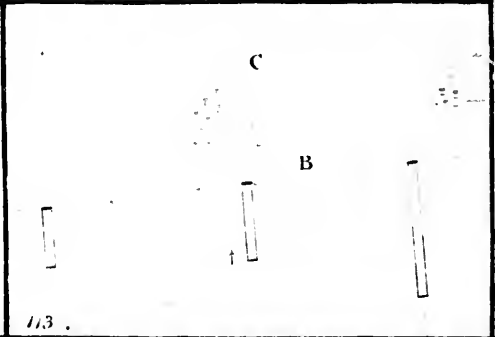
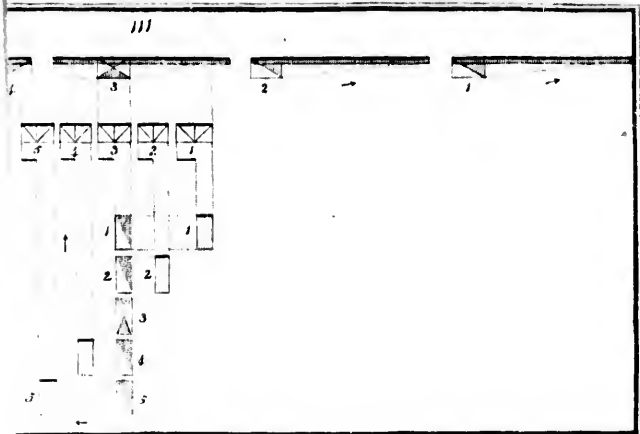







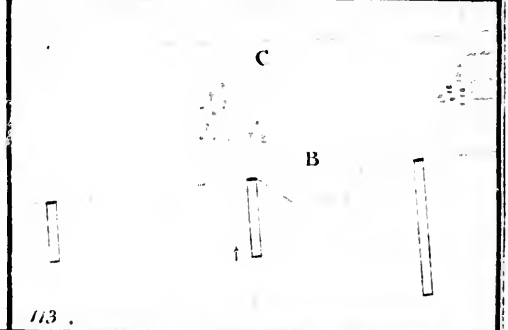
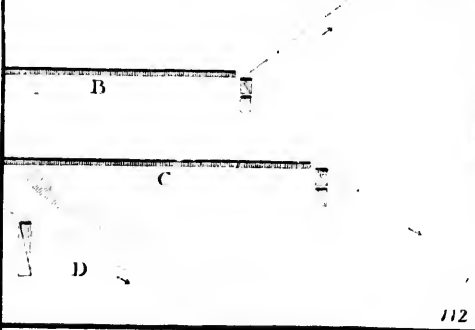
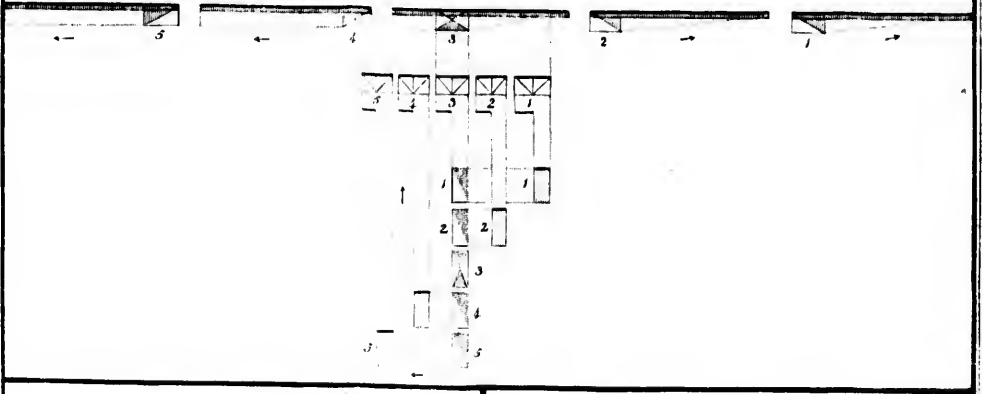






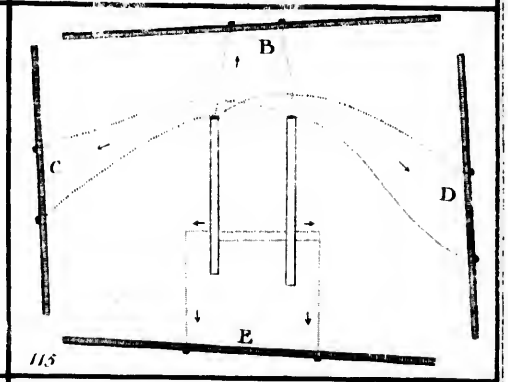


III



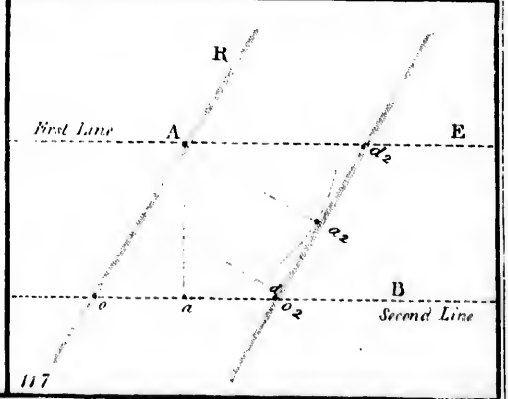
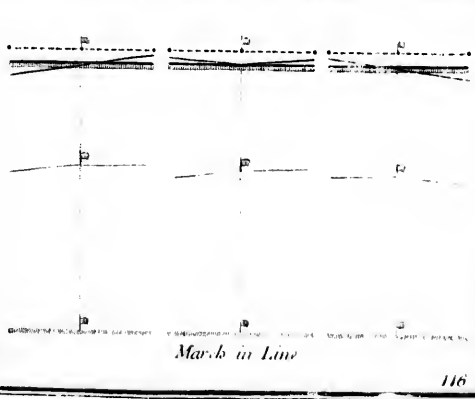
112

113



114

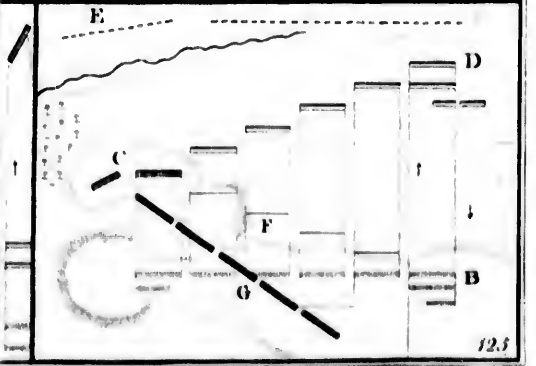
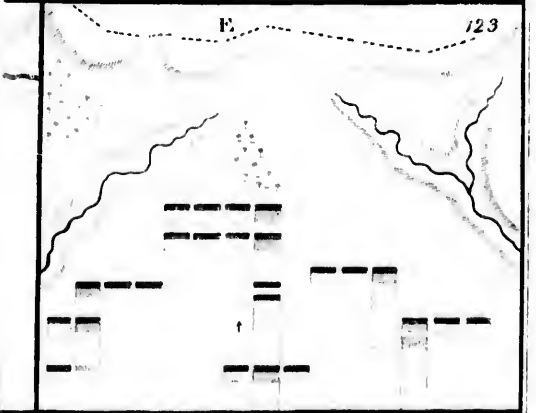
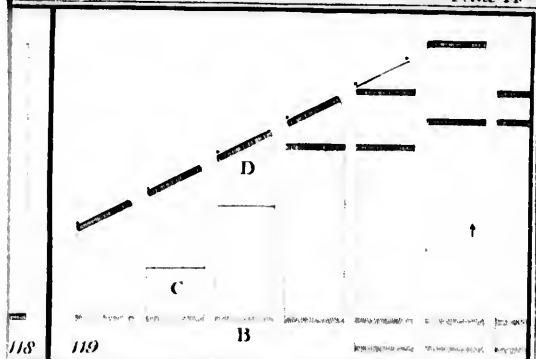
115



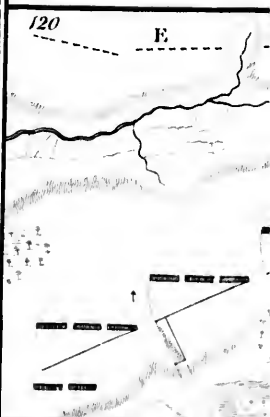




116

117

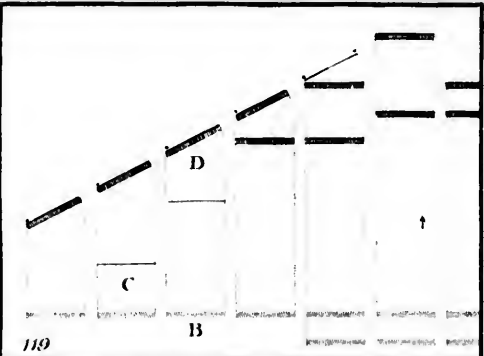
Mark in Line



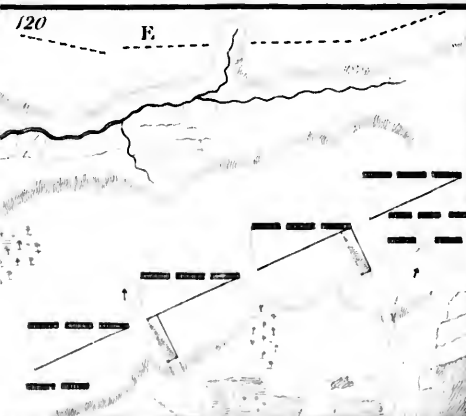




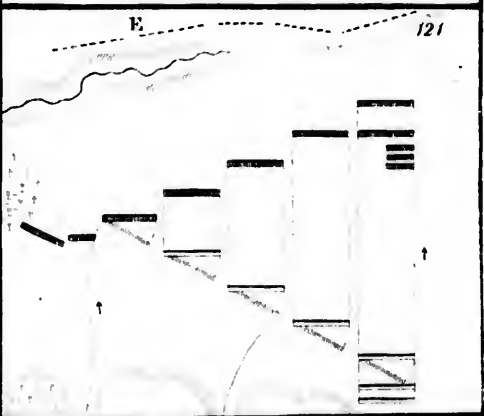
118



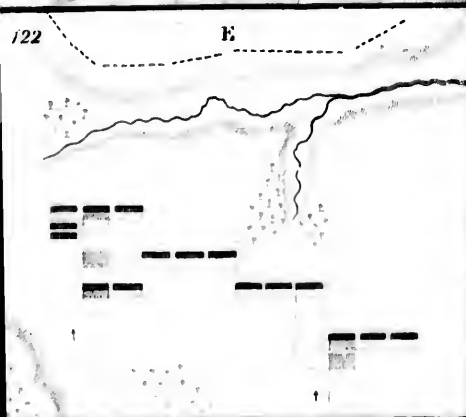
119



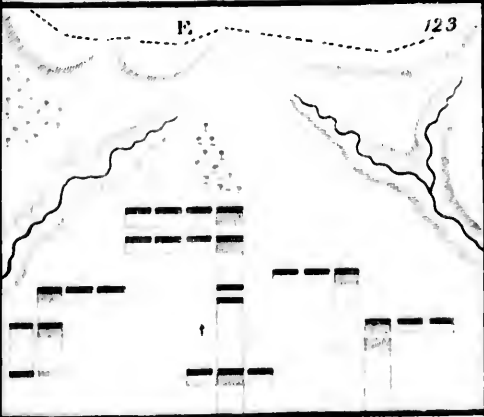
120



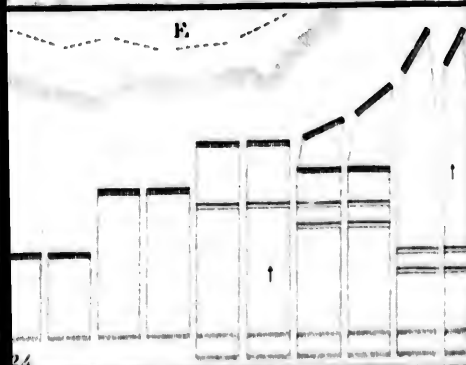
121



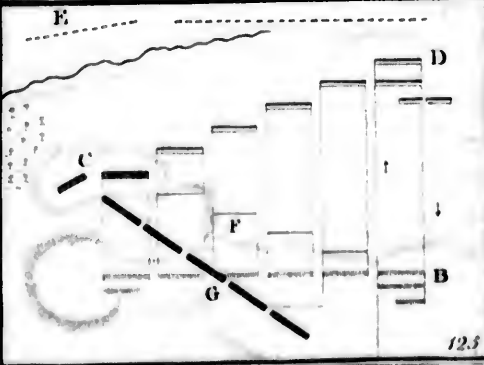
122



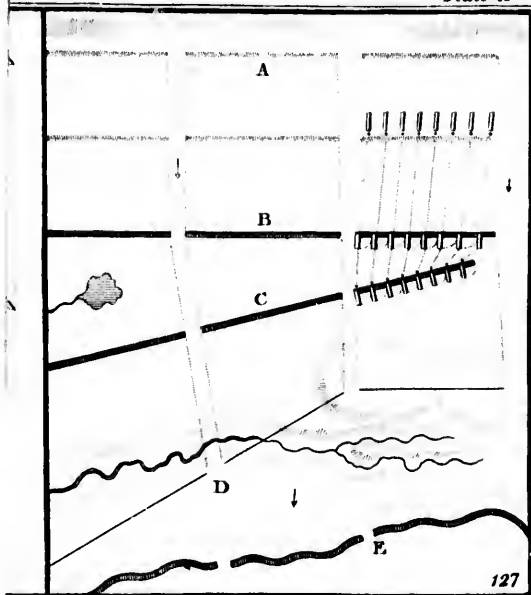
123




124




125



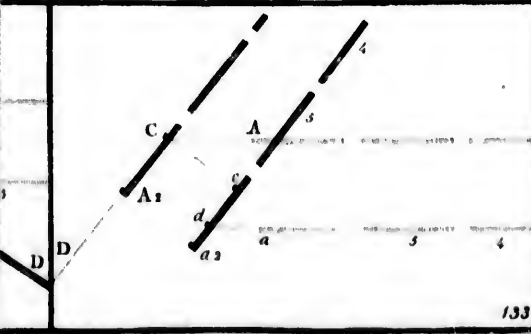
127




129



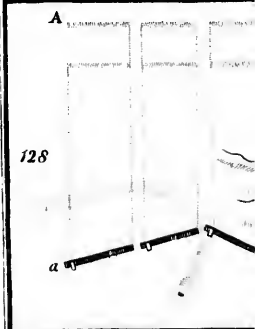
131



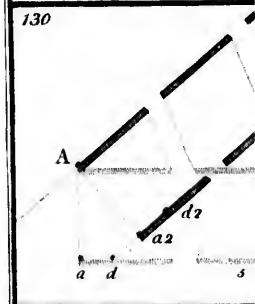
133



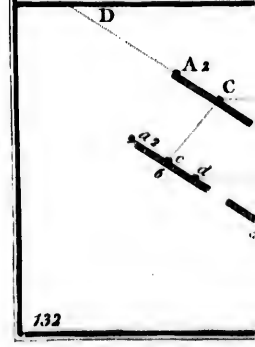
126




128



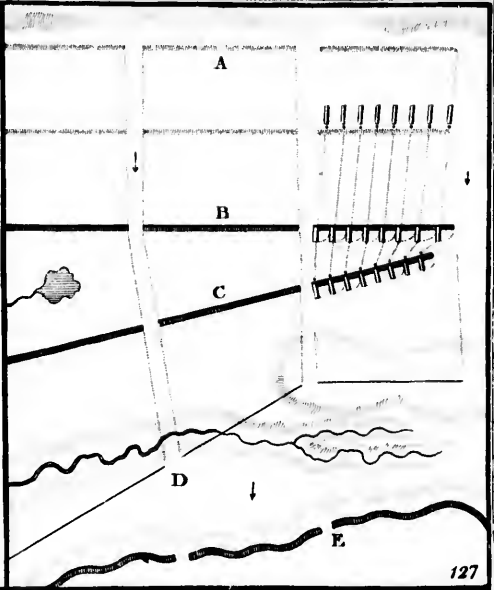
130



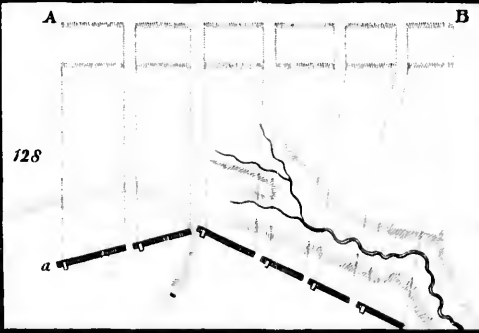
132



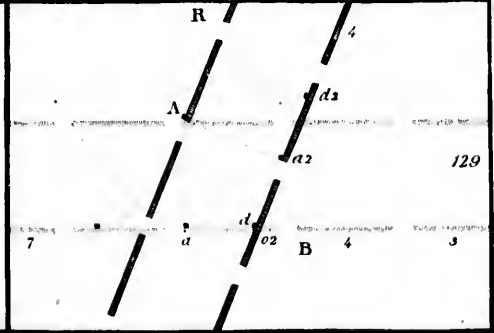
126



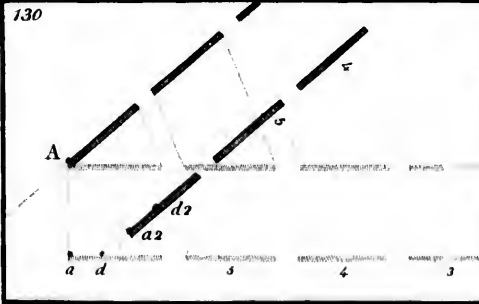
127



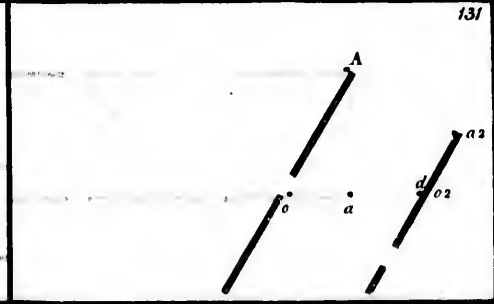
128



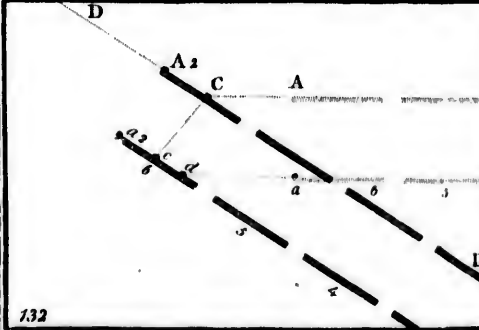
129



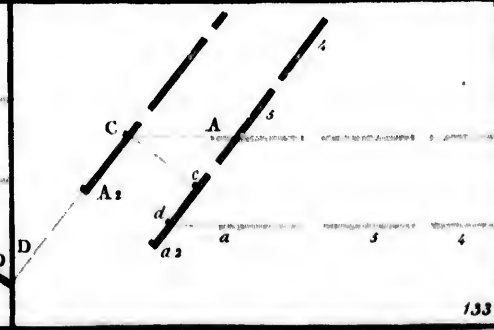
130



131



132



133

Ins.

10



7

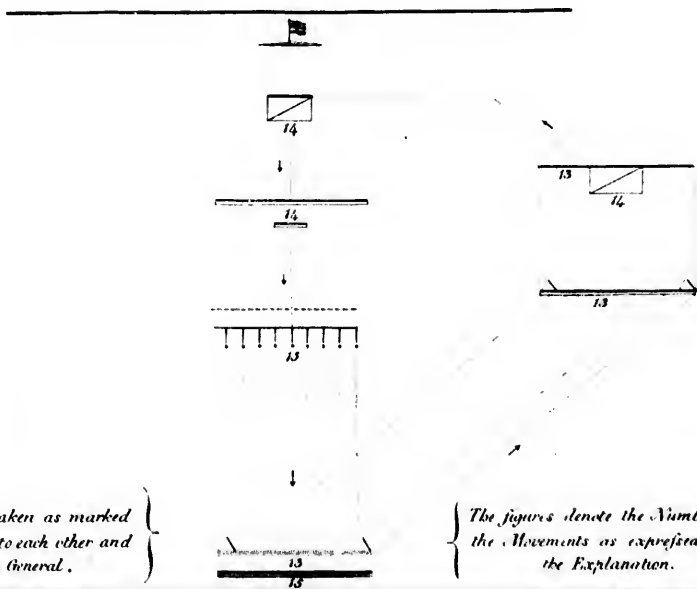
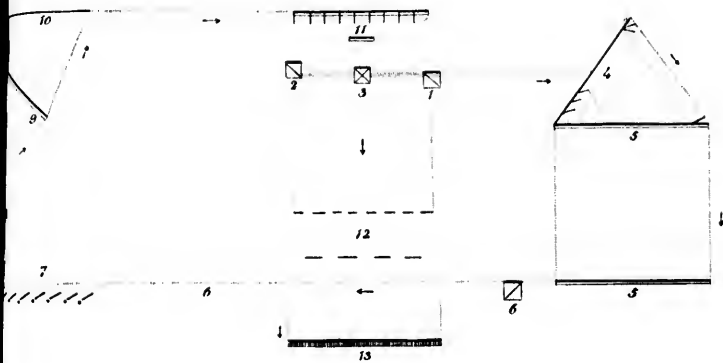
|||||

are to be taken a
relatively to each
List of the Genera




Columns of Mar

Inspection or Review



are to be taken as marked
relatively to each other and
to Post of the General.

The figures denote the Numbers of
the Movements as expressed in
the Explanation.



Columns of March composed of parts of Two Lines prolong an Alignment and Form in two Lines.

