

**CIHM
Microfiche
Series
(Monographs)**

**ICMH
Collection de
microfiches
(monographies)**



Canadian Institute for Historical Microreproductions / Institut canadien de microreproductions historiques

© 1997

Technical and Bibliographic Notes / Notes techniques et bibliographiques

The Institute has attempted to obtain the best original copy available for filming. Features of this copy which may be bibliographically unique, which may alter any of the images in the reproduction, or which may significantly change the usual method of filming, are checked below.

L'Institut a microfilmé le meilleur exemplaire qu'il lui a été possible de se procurer. Les détails de cet exemplaire qui sont peut-être uniques du point de vue bibliographique, qui peuvent modifier une image reproduite, ou qui peuvent exiger une modification dans la méthode normale de filmage sont indiqués ci-dessous.

Coloured covers/
Couverture de couleur

Covers damaged/
Couverture endommagée

Covers restored and/or laminated/
Couverture restaurée at/ou pelliculée

Cover title missing/
Le titre de couverture manque

Coloured maps/
Cartes géographiques en couleur

Coloured ink (i.e. other than blue or black)/
Encre de couleur (i.e. autre que bleue ou noire)

Coloured plates and/or illustrations/
Planches et/ou illustrations en couleur

Bound with other material/
Relié avec d'autres documents

Tight binding may cause shadows or distortion along interior margin/
La reliure serrée peut causer de l'ombre ou de la distorsion le long de la marge intérieure

Blank leaves added during restoration may appear within the text. Whenever possible, these have been omitted from filming/
Il se peut que certaines pages blanches ajoutées lors d'une restauration apparaissent dans le texte, mais, lorsque cela était possible, ces pages n'ont pas été filmées.

Additional comments: /
Commentaires supplémentaires:

Coloured pages/
Pages de couleur

Pages damaged/
Pages endommagées

Pages restored and/or laminated/
Pages restaurées at/ou pelliculées

Pages discoloured, stained or foxed/
Pages décolorées, tachetées ou piquées

Pages detached/
Pages détachées

Showthrough/
Transparence

Quality of print varies/
Qualité inégale de l'impression

Continuous pagination/
Pagination continue

Includes index(es)/
Comprend un (des) index

Title on header taken from: /
Le titre de l'en-tête provient:

Title page of issue/
Page de titre de la livraison

Caption of issue/
Titre de départ de la livraison

Masthead/
Générique (périodiques) de la livraison

This item is filmed at the reduction ratio checked below/
Ce document est filmé au taux de réduction indiqué ci-dessous.

10X	14X	18X	22X	26X	30X
<input type="checkbox"/>	<input type="checkbox"/>	<input checked="" type="checkbox"/>	<input type="checkbox"/>	<input type="checkbox"/>	<input type="checkbox"/>
12X	16X	20X	24X	28X	32X

The copy filmed here has been reproduced thanks to the generosity of:

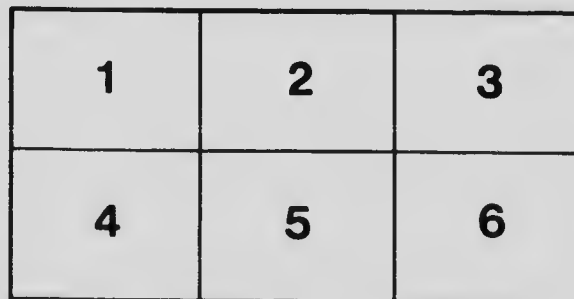
Thomas Fisher Rare Book Library,
University of Toronto Library

The images appearing here are the best quality possible considering the condition and legibility of the original copy and in keeping with the filming contract specifications.

Original copies in printed paper covers are filmed beginning with the front cover and ending on the last page with a printed or illustrated impression, or the back cover when appropriate. All other original copies are filmed beginning on the first page with a printed or illustrated impression, and ending on the last page with a printed or illustrated impression.

The last recorded frame on each microfiche shall contain the symbol \rightarrow (meaning "CONTINUED"), or the symbol ∇ (meaning "END"), whichever applies.

Maps, plates, charts, etc., may be filmed at different reduction ratios. Those too large to be entirely included in one exposure are filmed beginning in the upper left hand corner, left to right and top to bottom, as many frames as required. The following diagrams illustrate the method:



L'exemplaire filmé fut reproduit grâce à la générosité de:

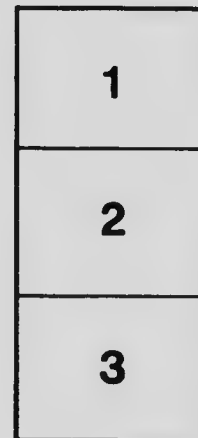
Thomas Fisher Rare Book Library,
University of Toronto Library

Les images suivantes ont été reproduites avec le plus grand soin, compte tenu de la condition et de la netteté de l'exemplaire filmé, et en conformité avec les conditions du contrat de filmage.

Les exemplaires originaux dont la couverture en papier est imprimée sont filmés en commençant par le premier plat et en terminant soit par la dernière page qui comporte une empreinte d'impression ou d'illustration, soit par le second plat, selon le cas. Tous les autres exemplaires originaux sont filmés en commençant par la première page qui comporte une empreinte d'impression ou d'illustration et en terminant par la dernière page qui comporte une telle empreinte.


Un des symboles suivants apparaîtra sur la dernière image de chaque microfiche, selon le cas: le symbole \rightarrow signifie "A SUIVRE", le symbole ∇ signifie "FIN".

Les cartes, planches, tableaux, etc., peuvent être filmés à des taux de réduction différents. Lorsque le document est trop grand pour être reproduit en un seul cliché, il est filmé à partir de l'angle supérieur gauche, de gauche à droite, et de haut en bas, en prenant le nombre d'images nécessaire. Les diagrammes suivants illustrent la méthode.



*Ontario
Dental Society*

*April 28-29-30th
1909*



PROGRAM


NINETEENTH
ANNUAL MEETING

OF THE

ONTARIO DENTAL SOCIETY



WILL CONVENE IN THE ROYAL COLLEGE OF
DENTAL SURGEONS, 93 COLLEGE ST., TORONTO,
APRIL TWENTY-EIGHTH, TWENTY-NINTH AND
THIRTIETH, NINETEEN HUNDRED AND NINE.



Foreword

Your Committee in presenting this program feel the satisfaction of a task completed. No effort has been spared and it but remains for you to receive the benefit.

Take the couple of days rest you need. Receive the professional stimulus, meet your old associates, and let your spring cleaning be done in your absence!

The invitation is as cordial as the prospect is appealing.

NINETEENTH ANNUAL MEETING

Officers

A. A. SMITH,	-	Hon. President
W. J. BRUCE,	-	President
H. A. CLARK,	- -	Vice-President
E. C. ABBOTT,	- -	Secretary
C. A. KENNEDY,	- -	Treasurer
J. A. BOTHWELL,	-	Archivist

Program Committee

E. I. ZINKAN, Chairman		
A. DAY	W. E. WILLMOTT	E. F. RISON
W. H. DOHERTY, Secretary.		

Clinic Committee


C. G. SCOTT
FRED R. MALLORY, Supervisor

District Representatives

No. 1	W. C. PAVY	No. 5	C. C. LUMLEY
No. 2	H. DEVELT	No. 6	G. H. HOLMES
No. 3	A. D. A. MASON	No. 7	M. A. R. THOMAS
No. 4	F. T. MOORE		

Reception Committee

A. J. McDONAGH, A. E. WEBSTER, F. C. HUSBAND
and
the Officers of the Society



NEW BUILDING AS IT WILL APPEAR WHEN COMPLETED
ROYAL COLLEGE OF DENTAL SURGEONS

NINETEENTH ANNUAL MEETING

Information

The President requests the members to be present when he calls the session to order, thus assisting him and thereby giving ample time for the discussion of the essays and for the business of the meeting. The sessions will start promptly on the hour.


In addition to the program as herein outlined, some matters of great interest and importance to the profession will be up for discussion.

A special Convocation of the University of Toronto and the Commencement Exercises of the R. C. D. S. will be held on Friday, April 30, at 8 p.m., in the University Convocation Hall.

Procure from your ticket agent at your starting-point a Standard Railway Certificate and buy a single first-class ticket.

Hand your railway certificate to the Treasurer, C. A. Kennedy, *when registering.*

The Passenger Association Agent will be in the office of the Infirmary, Thursday morning, at eleven o'clock, to return railway certificates and will collect 25 cents for each.



J. B. WILLMOTT, L.D.S., M.D.S.
DEAN OF THE ROYAL COLLEGE OF DENTAL SURGEONS.

Complimentary
Banquet to
Dean J. B. Willmott

The social function of this year's convention will take the form of a complimentary Banquet tendered by the profession to Dean J. B. Willmott in recognition of his arduous and faithful services to Dentistry. There is no man to whom the profession owes more or who has given so much of his life to the betterment of his chosen vocation. We honor ourselves in honoring him.

During the Banquet there will take place the unveiling of the commemorative window, to be placed in the new college, in honor of the Dean, by the members of the Royal College of Dental Surgeons of Ontario.

Besides speeches from members of our own profession, we shall have the privilege of hearing some of the most eminent men in other walks in life.

The following old friends of the Dean have been invited to attend and speak: President Falconer, Lieut.-Gov. J. M. Gibson, Sir Wm Mulock, Dr. R. A. Reeve, C. N. Johnson, Judge Britton, Vice-Chancellor Sir Chas. Moss.

The event will be held in the King Edward Hotel Banquet Hall on the evening of Thursday, April 29, at 7 o'clock, sharp.

C. A. KENNEDY,

Chairman Banquet and Window Com

ONTARIO DENTAL SOCIETY

Wednesday, April Twenty-eighth

AFTERNOON SESSION

Order of Business

1 o'clock

Registration.

2.30 o'clock

President's Address.

Nomination of Officers.

DR. LEUMAN M. WAUGH, - - - - Buffalo
Essay, "THE RATIONALE OF THE ANATOMIC ARTICU-
LATOR."

Discussion opened by

Dr. Wm. Revell, Windsor.

Dr. W. E. Cummer, Toronto

EVENING SESSION

8 o'clock

DR. MARK G. McELHINNEY, - - - - Ottawa
Essay, "THE RELATIONS OF DENTISTRY TO THE
SOCIAL SYSTEM."

DR. GEO. W. COOK, - - - - Chicago
Essay, "SOME DISEASED CONDITIONS ABOUT THE
NECKS OF TEETH "

Discussion opened by

Dr. Chas. E. Pearson, Toronto

Dr. C. H. Clarkson, Toronto

NINETEENTH ANNUAL MEETING

Thursday, April Twenty-Ninth

MORNING SESSION

9 o'clock

Clinics.

AFTERNOON SESSION

2 o'clock

Order of Business

Election of Officers.

DR. CHAS. S. BUTLER, - - - - Buffalo
Essay, "THE PATHOLOGY OF DENTAL SUBSTITUTES."

Discussion opened by

Dr. Mark G. McElhinney, Ottawa.

Dr. Geo. Hermiston, Toronto.

DRS. WEBSTER AND HOW, - - - - Toronto
Essay, "CASTING."

EVENING SESSION

7 o'clock

Complimentary Banquet and Presentation to Dr J B Willmott, at the King Edward Hotel

Friday, April Thirtieth

MORNING SESSION

9 o'clock

Clinics

ONTARIO DENTAL SOCIETY

To Clinicians

Clinics will begin promptly at 9 o'clock Thursday and Friday mornings, and close at 1 p.m.

Dental chairs and engines will be provided in the College Infirmary. Any other appliances needed please notify the Clinic Committee. The number on the programme will correspond to the number on operator's chair or table.

C. G. SCOTT,

F. R. MALLORY,

Clinic Committee.

	1	
J. W. Armstrong, "Ascher's Artificial Enamel."		Toronto
	2	
E. F. Arnold, "Book-keeping. Simple Method."		Toronto
	3	
F. E. Bennett, "Something New and Original on Denture Work."		St. Thomas
	4	
J. Wright Beach, "A method of Replacing Lost Teeth."		Buffalo
	5	
F. C. Becker, "New Instruments, etc."		Toronto
	6	
W. A. Black, "Schell's Wax Sucker"		Toronto
	7	
W. H. Ball, "Something Unique in Inlay Work."		Toronto
	8	
J. E. Black, "Book-keeping. Simple Method"		Toronto

NINETEENTH ANNUAL MEETING

J. A. Bothwell, "Roache's Bar in Denture Work."	9	Toronto
F. N. Badgley, Selected.	10	Toronto
B. J. Bagshaw, "Shell Crown, Cast Morsul Surface."	11	Toronto
C. E. Bean, "Gold Inlay."	12	Cheslev
F. J. Capon, "Ascher's Artificial Enamel."	13	Toronto
G. S. Caesar, "Price's Artificial Stone, Cast Gold and Porcelain Combination Inlay, Micrometer Articulator."	14	Toronto
W. E. Cummer, "Use of Tin Foil in Vulcanite Work."	15	Toronto
H. A. Clark, "Bicuspid Crown by Inlay Method"	16	Brockville
M. Cavanagh, Selected.	17	Owen Sound
F. T. Coghlan, Selected.	18	Guelph
C. A. Corrigan, "Land's Jacket Crown."	19	Toronto

ONTARIO DENTAL SOCIETY

	20	
E. Cunningham, Selected.		Parry Sound
	21	
S. T. Floyd, "Ascher's Artificial Enamel."		Toronto
	22	
E. L. Gausby, "Mills' Casting Machine."		Toronto
	23	
G. W. Grieve, "Orthodontia."		Toronto
	24	
W. C. Gowan, "Oral Prophylaxis."		Peterboro
	25	
G. Gow, Selected		Toronto
	26	
E. A. Grant, "Loose Leaf Ledger." Mills'		Toronto
	27	
Wm. Giles, "20th Century Articulator."		Montreal
	28	
A. W. Ellis, "Artificial Roots on Dummies, a Means of Preserving Facial Expression"		Toronto
	29	
Harry Hartman, Selected.		Meaford
	30	
G. M. Hermiston, "Steel's Bridge Repair Outfit."		Toronto

NINETEENTH ANNUAL MEETING

G. H. Holmes, Selected.	31	Owen Sound
F. W. How, "Casting Aluminum Denture. Seymour Machine"	32	Toronto
J. C. Hoggan, "Orthodontia." Selected.	33	Toronto
G. G. Hume, "Orthodontia."	34	Toronto
F. C. Hubbard, "Porcelain Crown, Cast Base."	35	Toronto
E. C. Jones, "Something New in Bridge Work"	36	Toronto
C. W. F. Lennox, "Seamless Crown."	37	Toronto
A. D. A. Mason, "Roache's Wax Remover for Inlays."	38	Toronto
F. W. Murray, "Cast Attachment for Bridge Work"	39	Toronto
R. G. McLaughlin, "Silicate Cement. Astral."	40	Toronto
R. G. McLean Selected.	41	Toronto

ONTARIO DENTAL SOCIETY

- 42**
- A. J. McDonagh, Toronto
"Pyorrhœa Alveolaris."
- 43**
- J. Mills, Toronto
"Orthodontia. -Straightening Anchor Teeth."
- 44**
- G. W. K. Noble, Toronto
"The Use of Keeton-Williams' Mat Gold."
- 45**
- F. D. Price, Toronto
"Price's Artificial Stone. Manipulation."
- 46**
- C. E. Pearson, Toronto
"Orthodontia of Pyorrhœa by Silk Ligatures."
- 47**
- E. W. Paul, Toronto
"Somnoforme with Ash's Lobjois and McFarlane Inhalers."
- 48**
- E. W. Paul, Toronto
"Use of Nitrous Oxide and Oxygen, the Preparation of Cavities."
- 49**
- J. F. Ross, Toronto
"Porcelain" Selected.
- 50**
- E. F. Risdon, Toronto
"Orthodontia, -Abnormal Frenum "
- 51**
- W. Reyell, Windsor
"Gold Filling in Cement."
- 52**
- G. M. Sutherland, Toronto
"Steele's Detachable Facings and Repairs "

NINETEENTH ANNUAL MEETING

J. A. Slade, "New Instruments, etc."	53	Toronto
H. M. Sanderson, "Ascher's Artificial Enamel."	54	Toronto
A. A. Stewart, "Dental Ledger."	55	Toronto
M. W. Sparrow, "Bridgford's Plate Paste."	56	Toronto
C. Sale, "Gold Inlay."	57	Goderich
A. W. Thornton, "Something new in Bridge Work."	58	Toronto
E. J. W. Woods, Selected.	59	Toronto
W. M. Wunder, "Replacing Facing in Bridge Work" (New Method)	60	Toronto
W. E. Willmott, "Use of Mosley's Dowel Crown Remover."	61	Toronto
L. M. Waugh, "The Technique of Using the Snow Face Low, and the New Century Articulator."	62	Buffalo
Dr. Geo. W. Cook, Selected.	63	Chicago
A. E. Webster, "Showing Twenty Gold Inlays which have been in the Mouth for One Year and Made From Various Alloys of Gold and by Various Methods."	64	Toronto
E. I. Zinkan, Selected.	65	Toronto

ONTARIO DENTAL SOCIETY

Process Clinics

No selling or distributing literature or samples will be permitted.

E. C. Bennett, New York

Laboratory Specialties
Supplee Perfection Denture,
Bennett Removable Bridge,
Lingual Bar Lower,
Regulating Appliances.

C. ASH & SONS

F. Fitzgerald, Toronto

Price's Casting Outfit,
Stewart's Operating Stool.

NATIONAL REFINING

D. Hutchins, New York

Method of Application of Dentinol and Pyorrhoeide

C. ASH & SONS

C. E. Pinches, New York

Ascher's Artificial Enamel

NATIONAL REFINING

H. L. Regan, Toronto

Ash's Rubber Block Swager
Bar Lower Dentures,
Solbrig-Platschick, Gold Inlay Appliance for Cast-
ing Plates, Bridges, and Inlays

C. ASH & SONS.

Page Sixteen

