

## Technical and Bibliographic Notes / Notes techniques et bibliographiques

Canadiana.org has attempted to obtain the best copy available for scanning. Features of this copy which may be bibliographically unique, which may alter any of the images in the reproduction, or which may significantly change the usual method of scanning are checked below.

Canadiana.org a numérisé le meilleur exemplaire qu'il lui a été possible de se procurer. Les détails de cet exemplaire qui sont peut-être uniques du point de vue bibliographique, qui peuvent modifier une image reproduite, ou qui peuvent exiger une modification dans la méthode normale de numérisation sont indiqués ci-dessous.

- Coloured covers /  
Couverture de couleur
- Covers damaged /  
Couverture endommagée
- Covers restored and/or laminated /  
Couverture restaurée et/ou pelliculée
- Cover title missing /  
Le titre de couverture manque
- Coloured maps /  
Cartes géographiques en couleur
- Coloured ink (i.e. other than blue or black) /  
Encre de couleur (i.e. autre que bleue ou noire)
- Coloured plates and/or illustrations /  
Planches et/ou illustrations en couleur
- Bound with other material /  
Relié avec d'autres documents
- Only edition available /  
Seule édition disponible
- Tight binding may cause shadows or distortion  
along interior margin / La reliure serrée peut  
causer de l'ombre ou de la distorsion le long de la  
marge intérieure.
- Additional comments /  
Commentaires supplémentaires:

Continuous pagination.

- Coloured pages / Pages de couleur
- Pages damaged / Pages endommagées
- Pages restored and/or laminated /  
Pages restaurées et/ou pelliculées
- Pages discoloured, stained or foxed/  
Pages décolorées, tachetées ou piquées
- Pages detached / Pages détachées
- Showthrough / Transparence
- Quality of print varies /  
Qualité inégale de l'impression
- Includes supplementary materials /  
Comprend du matériel supplémentaire
- Blank leaves added during restorations may  
appear within the text. Whenever possible, these  
have been omitted from scanning / Il se peut que  
certaines pages blanches ajoutées lors d'une  
restauration apparaissent dans le texte, mais,  
lorsque cela était possible, ces pages n'ont pas  
été numérisées.

# THE CANADA LANCET

A Monthly Journal of Medical and Surgical Science,  
Criticism and News.

(Index next page)

SEP 82  
QUEBEC

Dr. Catellier

Vol. XV. }  
No. II. }

TORONTO, JULY, 1883.

{ Price 30 C  
{ \$3 per An

\* \* \* The LANCET has the largest circulation of any Medical Journal in Canada.

TO PHYSICIANS.



**FORMULA.**—IODIA is a combination of Active Principles obtained from the green roots of Stillingia, Helonias, Saxifraga, Menispermum, and Aromatics. Each fluid drachm also contains five grains IOD. POTAS. and three grains PHOS. IRON.

**DOSE.**—One or two fluid drachms (more or less as indicated) three times a day before meals.

IODIA is the Ideal Alternative. It has been LARGELY PRESCRIBED in syphilitic, scrofulous, cutaneous, and female diseases, and has an established reputation as being the best alternative ever introduced to the Profession.

- |  |   |
|--|---|
| <p>W. H. BYFORD, A.M., M.D., Chicago, Ill.<br/>President and Prof. Obstetrics, Woman's Hospital Medical College;<br/>Prof. Gynecology, Rush Med. College.</p> <p>CARL SEILER, M.D., Philadelphia, Pa.<br/>Late Director of the Microscopical and Biological Section of the<br/>Academy of Natural Science, of Philadelphia. Lecturer on Dis-<br/>eases of the Throat, University of Pennsylvania.</p> <p>RICHARD McSHERRY, M.D., Baltimore, Md<br/>Prof. of Principles and Practice of Medicine, University of Mary-<br/>land Medical Department.</p> <p>C. F. BEVAN, M.D., Baltimore, Md.<br/>Prof. of Anatomy, Genito-Urinary, and Ortho. edic Surgery, Col-<br/>lege Physicians and Surgeons.</p> <p>R. M. KING, A.M., M.D., St. Louis, Mo.<br/>Prof. Physiology and Clinical Medicine, St. Louis College Physi-<br/>cians and Surgeons.</p> <p>A. S. BARNES, M.D., St. Louis, Mo.<br/>Prof. Obstetrics and Diseases of Women, St. Louis College Physi-<br/>cians and Surgeons.</p> <p>C. D. PALMER, M.D., Cincinnati, O.<br/>Prof. Medical and Surgical Diseases of Women and Clinical Gynae-<br/>cology, Medical College of Ohio.</p> | <p>J. A. LARRABEE, M.D., Louisville, Ky.<br/>Prof. Materia Medica and Therapeutics, and Clinical Lecturer on<br/>Diseases of Children, Hospital College of Medicine.</p> <p>M. F. COOMES, M.D., Louisville, Ky.<br/>Prof. Physiology and Ophthalmology, Kentucky School of Medicine</p> <p>D. OVERLY CHRIST, M.D., Indianapolis, Ind.<br/>Prof. Materia Medica and Therapeutics, Central College of Physi-<br/>cians and Surgeons.</p> <p>N. W. WEBBER, M.D., Detroit, Mich.<br/>Prof. Medical and Surgical Diseases of Women and Clinical Gynae-<br/>cology, Detroit Medical College.</p> <p>J. A. McCORKLE, M.D., Brooklyn, N.Y.<br/>Prof. Materia Medica and Therapeutics, and Clinical Medicine,<br/>Long Island College Hospital.</p> <p>J. M. BIGELOW, M.D., Albany, N.Y.<br/>Prof. Materia Medica and Therapeutics, Albany Medical College.</p> <p>J. L. WHITE, M.D., Bloomington, Ill.<br/>Ex-President Illinois State Medical Society.</p> <p>J. T. LAREW, M.D.<br/>Prof. Minor Surgery, St. Louis College of Physicians and<br/>Surgeons.</p> |
|--|---|

BATTLE & CO., Chemists, ST. LOUIS.

EXHILARATING!

NOURISHING!

VITALIZING!



**COCALAC is a Combination of Coca and the Cereal Lacto-Phosphoids.**

DOSE—One tablespoonful three times a day, or oftener, as indicated.

**STIMULATION WITHOUT REACTION.**

Physicians who use the genuine Coca in the form of Coccalac, are agreeably surprised to find that it is quite a different thing from the ordinary commercial Coca, which has generally lost its volatile properties, and is, besides, usually adulterated, and, hence, is almost worthless.

COCALAC improves the appetite, exhilarates the spirits and gives tone and vigor to the entire system. Every physician who has used it testifies that it is a pleasant tonic and stimulant, removing fatigue and languor. Its effect on the brain is to stimulate that organ to greater activity, and to relieve the mind of the depression incident to worry and anxiety.

Physicians and literary workers can exert themselves beyond the natural enduring power by using COCALAC. The activity of the mind, when under its influence, is greatly increased without the reaction following the use of alcoholic stimulants.

COCALAC is a scientific blending of the genuine Coca with the Lacto-Phosphoidal principle of wheat and oats; it is VERY NUTRITIOUS, being capable of sustaining life without any other food or drink; it is also the best form for the convalescing, dyspeptic, or nervous patient, as it is delicious to the taste and ACCEPTABLE to the stomach.

**BATTLE & CO., Chemists,**

**ST. LOUIS.**

INDEX TO CONTENTS.

ORIGINAL COMMUNICATIONS.

Pasteur on the Attenuation of Viruses.—By C. W. Covernton, M.D., etc., Toronto ..... 321  
 Cancer of the Larynx.—By G. S. Ryerson, M.D., etc., Toronto. . . . . 325  
 Primary Lateral Sclerosis.—By J. Campbell, M.D., Seaforth, Ont 327

REPORTS OF SOCIETIES.

Ontario Medical Association ..... 329  
 Ontario Medical Council ..... 332  
 Ontario Branch Medical Association ..... 335  
 Nova Scotia Medical Society ..... 335

SELECTED ARTICLES.

Junker's Anaesthetic Apparatus ..... 336  
 Humerus Dislocation, Kocher's method in ..... 336  
 Jefferson College Clinics ..... 337  
 Nævus Maternis—Little ..... 338  
 Surgical Expedients in Emergencies ..... 339  
 Practical Points from Philadelphia Clinics ..... 340  
 Comminuted Fracture of Skull; Trephining ..... 341  
 Phosphates in Medicine and Surgery.—Rheumatism as a Neurotic disease.—Local Anæsthesia, ready method.—Atropia for Earache.—Scarlatinal Inoculation.—Floating Kidney treated by Fixation.—Jequiritic Ophthalmia.—Spina Bifida, new oper-

ation.—Styes, treatment.—Resorcine in Chancres.—Inguinal Hernia, radical cure.—Incision and Drainage of Pericardium.—Brit. Pharmacopœia, new edition.—Salicylic Acid in Rheumatism and Typhoid.—Feline Test for Sewer-gas.—Neuralgia, Obstinate, treatment of.—Antidote for Phiocarpin.—Fothergill's Cough Mixture.—Citric Acid in Frost-bite.—Items. . . . . 341-344

EDITORIAL.

Prescribing by Rote ..... 345  
 Ontario Medical Council ..... 346  
 American Medical Association ..... 347  
 Ontario Medical Association ..... 348  
 Instantaneous Light.—Rheumatic Endocarditis.—Enlarged Bronchial Glands.—Persistent Hiccough.—British Medical Association.—Removals.—Weather and Skin Disease.—Canadians abroad.—Poisoning by Chlorate of Potash.—Crescit Eundo.—Death from Mile Fern.—Pleasant Beverage.—The Anti-Vaccination movement.—Medical College for Women.—Medical Education.—Injection Brou for Gonorrhœa.—Lemonade Iron.—Inversion of the Uterus.—Montreal Homeopathic Medical College.—Appointments.—Victoria and Laval.—Arcades Ambo.—Summer Sessions.—F.R.C.S.—Parliamentary 349-351  
 Books and Pamphlets ..... 352  
 Births, Marriages and Deaths ..... 352

THE NEW PHARMACOPEIA OF THE UNITED STATES

Contains certain new preparations, and requires greater purity in nearly every case.

Anticipating a large demand for really first-class LABORATORY PRODUCTS, which shall meet the strictest requirements of the new Pharmacopœia, we have greatly increased our MANUFACTURING FACILITIES, and can now offer a large line of proper strength and purity.

SPECIALTIES:

*Fluid Extracts.*

In accordance with the new requirements, each centimetre represents one gramme of powdered drug, or each minim represents 95-100 grain of powdered drug. As the strength of these preparations has not been materially changed, the doses need not be changed. Our Fluid Extracts are made by repercolation without heat, of full strength, and from good materials, with solvents adapted to the individual drugs.

*Solid Extracts.*

Excessive heat is avoided, and these extracts fully represent the soluble active constituents of the powdered drug.

*Powdered Extracts.*

Of the same strength as the Solid Extracts, and in many cases more convenient for dispensing. Our line includes all for which there is a demand.

*Abstracts.*

A class of Powdered Extracts introduced into the new Pharmacopœia. One grain of Abstract represents two grains of powdered drug. DOSE:—One-half that of the drug, or one-half as many grains as the dose, in minims, of the fluid extract. The simple relation between the dose of drug and of abstract, will, we believe, commend this new class of preparations to physicians. We can now furnish a considerable number of abstracts, and will manufacture all for which a demand arises.

*Scale Preparations.*

All scales containing Quinine, Strychnine, or other alkaloids, are assayed by our Chemist, and we guarantee them to contain the full amount of alkaloid stated on the labels. We call especial attention to the following:—

*Citrate of Iron and Quinine, U. S. P.*—12 per cent. Quinine, no Ammonia, slowly but completely soluble in water; color, ruby-red.

*Citrate of Iron and Quinine, Soluble.*—10 per cent. Quinine, with Ammonia, very freely soluble in cold water; color, light green.

*Citrate of Iron and Ammonium, U. S. P.*; *Citrate of Iron and Strychnine, U. S. P.*; *Citrate of Iron, Quinine and Strychnine.*—10 per cent. Quinine, 1 per cent. Strychnine with Ammonia.

All other scales of the Pharmacopœia.

*Miscellaneous.*

Purified Salts, Bisulphate of Quinine, Sweet Spirits of Nitre, Iron Preparations, Purified Chloroform, Pepsin, Oleates, etc.

W. H. Schieffelin & Co. - - - - New York.

# CLEARANCE LIST!

The following books are all new, but are either shelf-worn or not of the latest edition. They are offered at from 25 to 50 per cent. reduction, and will be sent charges prepaid to any address on receipt of the undermentioned prices. As there is with few exceptions only one copy of each work to be supplied at the reduced price, orders should be sent in without delay.

- Hodge—Principles and Practice of Obstetrics.** Illustrated with one hundred and fifty-nine lithographic figures from original photographs, and with numerous wood-cuts. By Hugh L. Hodge, M.D., Professor of Obstetrics and Diseases of Women and Children in the University of Penn., etc., Phila. 1864. 4to. Cloth, \$7.50.
- Meigs—Obstetrics; the Science and the Art.** By Charles D. Meigs, M.D. 5th ed. 1867. Cloth, \$2.50.
- Churchill—On the Diseases of Women,** including those of Pregnancy and Childbed. By Fleetwood Churchill, M.D., etc. With notes and additions by D. Francis Condie, M.D. 1857. Cloth, \$2.50.
- Morland—Diseases of the Urinary Organs.** A Compendium of their Diagnosis, Pathology and Treatment. By W. W. Morland, M.D., with illustrations. 1858. Cloth, \$2.00.
- Liveing—On Megrin, Sick-Headache and some Allied Disorders.** A contribution to the Pathology of Nerve-Storms. By Edward Liveing, M.D. 1873. Cloth, \$2.25.
- Paine—The Institutes of Medicine.** By Martyn Paine, A.M., M.D., L.L.D. Ninth ed. 1870. Sheep, \$2.50.
- Damon—The Structural Lesion of the Skin;** their Pathology and Treatment, illustrated. By H. T. Damon, A.M., M.D. 1869. Cloth, \$1.75.
- Swett—A Treatise on the Diseases of the Chest,** being a Course of Lectures delivered at the New York Hospital. By John A. Swett, M.D. 3rd. ed. 1856. Cloth, \$2.00.
- Hammond—A Treatise on Hygiene,** with special reference to the Military Service. By W. A. Hammond, M.D. 1863. Cloth, \$1.75.
- Warren—Surgical Observations,** with cases and operations. By J. Mason Warren, M.D. 1867. Cloth, \$2.50.
- Byford—A Treatise on the Theory and Practice of Obstetrics.** By W. H. Byford, A.M., M.D. 1870. Cloth, \$2.75.
- Bedford—The Principles and Practice of Obstetrics.** By G. S. Bedford, A.M., M.D. 5th ed. 1870. Sheep, \$3.50.
- Harrison—Text-Book of Practical Anatomy.** By Robert Harrison, M.D., M.R.I.A., Professor of Anatomy and Surgery in the Univ. of Dublin. With additions by an American Physician. Numerous illustrations. New York, 1855. Sheep, \$1.50.
- Kolliker—Manual of Human Microscopical Anatomy.** By A. Kolliker. Translated from the German by George Busk, F. R. S., and Thomas Huxley, F.R.S. Edited with notes and additions by J. DeCosta, M. D. Illustrated. Philadelphia, 1854. \$2.50.
- Caniff—Manual of the Principles of Surgery** based on Pathology. By Wm. Caniff, M.D., M.R.C.S., etc., etc. Philadelphia, 1866. Cloth, \$1.50.
- Todd—The Physiological Anatomy and Physiology of Man.** By Robert B. Todd, M.D., F.R.S., and Wm. Bowman, F.R.S., Professors in King's College, London. Illustrated. Philadelphia, 1857. Cloth, \$2.75.
- Virchow—Cellular Pathology** as based upon Physiological and Pathological Histology. By Rudolf Virchow, Professor in the University of Berlin. Translated from the German with notes and numerous mendations. New York. Cloth, \$3.00.
- Lidell—A Treatise on Apoplexy, Cerebral Hemorrhage, Cerebral Embolism, Cerebral Gout, Cerebral Rheumatism and Epidemic Cerebro-Spinal Meningitis.** By John A. Lidell, M.D., Professor of Anatomy in the National Medical College, Washington. D.C., formerly Surgeon to Bellevue Hospital, etc., New York. 1873. \$3.00.
- Hughes—A Manual of Pharmacodynamics.** Being the Course of Materia Medica and Therapeutics delivered at the London School of Homeopathy, 1877-1880. By Richard Hughes, L.R.C.P., Edin. 4th ed. revised and augmented. London, 1880. Cloth, \$4.50.
- Hillier—Diseases of Children.** A Clinical Treatise based upon Lectures delivered at the Hospital for Sick Children, London. By Thomas Hillier, M.D., Physician to the Hospital for Sick Children and to University College Hospital, London. Phila., 1868. Cloth, \$2.00.
- Wilson—Cutaneous Medicine and Diseases of the Skin.** By Erasmus Wilson, F.R.S. New York, 1865. \$2.50.
- Paget—Lectures on Surgical Pathology,** delivered at the Royal College of Surgeons, Eng., by James Paget, F.R.S. Revised and edited by William Turner, M.D., F.R.C.S., etc., Demonstrator of Anatomy in the University of Edinburgh. Third American edition. Philadelphia, 1865. Cloth, \$3.75.
- Creighton—The Physiology and Pathology of the Breast** and its Lymphatic Glands. By Charles Creighton, M.B., Demonstrator of Anatomy in the University of Cambridge. Illustrated. London, 1878. \$1.50.
- Watson—Lectures on the Principles and Practice of Physic,** delivered at King's College, London. By Sir Thomas Watson, M.D., F.R.S., etc., etc. Fifth ed. revised and enlarged. 2 vols. London, 1871. Cloth, \$6.00.

Willing & Williamson, Publishers and Importers, 7 & 9 King St. E.  
TORONTO.

# Formulas of Maltine Preparations.

- MALTINE—Plain**—A simple Extract of malted Wheat, Oats and Barley, without any medication and is indicated in debility resulting from any cause. It is rich in Diastase.
- MALTINE with Hops**—In many cases the sedative and tonic properties of the Hops will be found a valuable addition to the nutritive and digestive properties of MALTINE. Contains 2 per cent. of Hops.
- MALTINE Ferrated**—This combination is especially indicated in Anæmia and Chlorosis, and in all cases of defective nutrition, where Iron is deficient in the system. Each fluid ounce contains *Pyrophos. Iron*, 8 grains.
- MALTINE with Alteratives**—This preparation will be found a remedy of the highest value in Syphilis, Scrofula, and all depraved conditions of the blood. Each fluid ounce contains: *Chloride Magnesium*, 5 grains; *Bromide Sodium*, 5 grains; *Iodide Potassium*, 1 grain; *Iodide Iron*,  $\frac{1}{4}$  grain.
- MALTINE with Beef and Iron**—One of the most valuable combinations in cases of General Debility, Chlorosis, Anæmia, and Imperfect Nutrition. Each fluid ounce contains: *Extract of one oz. of Beef*; *Citrate Iron*, 4 grains.
- MALTINE with Pepsin and Pancreatine**—One of the most effective combinations in Dyspepsia, Cholera Infantum and all diseases resulting from imperfect nutrition and mal-assimilation. Each fluid ounce contains: *Pepsin*, 15 grains; *Pancreatine*, 15 grains.
- MALTINE with Cod Liver Oil**—A very agreeable mode of administering Cod Liver Oil.
- MALTINE with Cod Liver Oil and Pancreatine**—Cod Liver Oil should never be presented except when combined with Pancreatine, the principle that digests all oleaginous substances. This preparation contains the best Norwegian Cod Liver Oil and sufficient Pancreatine to digest it, and it is a most perfect emulsion.
- MALTINE with Peptones**—A concentrated digested food, indicated in convalescence in Fevers, Phthisis, Pulmonary Affections, and all Wasting Diseases. Each fluid ounce contains the nutritive properties of  $1\frac{1}{2}$  ounce of beef digested.
- MALTINE with Hypophosphites**—This preparation is especially indicated in Phthisis, Rickets, and Deficient Ossification. Each fluid ounce contains: *Hypophos. Lime and Soda*, each, 3 grains; and *Hypophos. Iron*, 2 grains.
- MALTINE with Phosphates**—Each fluid ounce contains: *Phosphate Lime*, 4 grains; *Phosphate Soda*, 4 grains; and *Phosphate Iron*, 3 grains.
- MALTINE WINE**—This preparation consists of Maltine Plain in combination with the best Sherry Wine, making a most pleasant and nutritive cordial.
- MALTINE WINE with Pepsin and Pancreatine**—Indicated in all cases of impaired digestion, or where the stomach is too debilitated to thoroughly accept MALTINE with Pepsin and Pancreatine. Each fluid ounce contains: *Pepsin*, 15 grains; *Pancreatine*, 15 grains.
- MALTINE with Phosphates Iron and Quinia**—A powerful, general and nutritive tonic. Each fluid ounce contains: *Phosphate Iron*, 4 grains; *Phosphate Quinia*, 1 grain.
- MALTINE with Phos. Iron, Quinia and Strychnia**—A powerful general, nutritive and nervous tonic. Each fluid ounce contains: *Phosphate Iron*, 4 grains; *Quinia*, 1 grain; *Strychnia*, 2-75 grains.
- MALTINE with Phosphorus Comp.**—Used in Impotency, or Lassitude of the Generative Organs. Each fluid ounce contains: *Phosphorus*, 1-50 grain; *Quinia Sulph.*, 1 grain; *Strychnia*, 1-40 grain.
- MALTO-YERBINE**—This is the most perfect remedy yet produced for Pulmonary Affections, Irritation of the Mucous Membrane, Difficult Expectorations, Bronchitis, and ordinary Coughs and Colds. Each pint of this preparation contains: MALTINE, 14 ounces; *Carb. Yerbine*, 1 ounce; *Yerbine*, 1 ounce.
- MALTO-VIBURNIN**—Will be found a most effectual remedy in Dysmenorrhœa and Uterine contractions. Each fluid ounce contains the active principle of one-half ounce of *Viburnum Prunifolium*.

For particulars of the above preparations send for Maltine Mfg. Co.'s pamphlet on MALTINE.

Address,

**H. P. GISBORNE,**

10 Colborne Street, Toronto.

# MALTINE,

A CONCENTRATED EXTRACT OF  
**MALTED WHEAT, OATS, AND BARLEY.**

In its preparation the temperature employed does not exceed 150 deg. Fahr., thereby retaining all the nutritive and digestive agents unimpaired. Extracts of Malt are made from Barley alone, by the German process, which directs that the mash be heated to 212 deg. Fahr., hereby coagulating the Albuminoids, and almost wholly destroying the starch digestive principle, Diastase.

## LIST OF MALTINE PREPARATIONS.

**MALTINE** (Plain).  
**MALTINE** with Hops.  
**MALTINE** with Alteratives.  
**MALTINE** with Beef and Iron.  
**MALTINE** with Cod Liver Oil.  
**MALTINE** with Cod Liver Oil and Pancreatine.  
**MALTINE** with Hypophosphites.  
**MALTINE** with Phosphorus Comp.  
**MALTINE** with Peptones.

**MALTINE** with Pepsin and Pancreatine.  
**MALTINE** with Phosphates.  
**MALTINE** with Phosphates Iron and Quinia.  
**MALTINE** with Phosphates Iron, Quinia and Strychnia.  
**MALTINE** Ferrated.  
**MALTINE WINE.**  
**MALTINE WINE** with Pepsin and Pancreatine.  
**MALTO-YERBINE.**  
**MALTO-VIBURNIN.**

## MEDICAL ENDORSEMENTS.

We append, *by permission*, a few names of the many prominent Members of the Medical Profession who are prescribing our Maltine Preparations :

- J. K. BAUDUY, M. D.**, St. Louis, Mo.,  
Physician to St. Vincent's Insane Asylum, and Prof. Nervous Diseases and Clinical Medicine, Missouri Medical College.
- WM. PORTER, A. M., M. D.**, St. Louis, Mo.
- E. S. DUNSTER, M. D.**, Ann Arbor, Mich.,  
Prof. Obs. and Dis. Women and Children University and in Dartmouth College.
- THOMAS H. ANDREWS, M. D.**, Philadelphia, Pa.,  
Demonstrator of Anatomy, Jefferson Medical College.
- B. F. HAMMEL, M. D.**, Philadelphia, Pa.,  
Supt. Hospital of the University of Penn.
- F. R. PALMER, M. D.**, Louisville, Ky.,  
Prof. of Physiology and Personal Diagnosis, University of Louisville.
- HUNTER McGUIRE, M. D.**, Richmond, Va.,  
Prof. of Surgery, Med. Col. of Virginia.
- F. A. MARDEN, M. D.**, Milwaukee, Wis.,  
Supt. and Physician, Milwaukee County Hospital.
- L. P. YANDELL, M. D.**, Louisville, Ky.,  
Prof. of Clinical Medicine and Diseases of Children, University, Louisville.
- JOHN. A. LARRABEE, M. D.**, Louisville, Ky.,  
Professor of Materia Medica and Therapeutics, and Clinical Lecturer on Diseases of Children in the Hospital College of Medicine.
- B. OGDEN DOREMUS, M. D., LL.D.**, New York,  
Professor of Chemistry and Toxicology, Bellevue Hospital Medical College; Professor of Chemistry and Physics, College of the City of New York.
- WALTER S. HAINES, M. D.**, Chicago, Ill.,  
Professor of Chemistry and Toxicology, Rush Medical College, Chicago.
- E. F. INGALLS, A. M., M. D.**, Chicago, Ill.,  
Clinical Professor of Diseases of Chest and Throat, Woman's Medical College.
- H. F. BIGGAR, M. D.**,  
Prof. of Surgical and Medical Diseases of Women, Homeopathic Hospital College, Cleveland, Ohio.
- DR. DOBELL**, London, England,  
Consulting Physician to Royal Hospital for Diseases of the Chest.
- DR. T. F. GRIMSDALE**, Liverpool, England,  
Consulting Physician, Ladies' Charity and Lying-in-Hospital.
- WM. ROBERTS, M.D., F.R.C.P., F.R.S.**, Manchester, England,  
Prof. of Clinical Medicine, Owens' College School of Medicine; Physician Manchester Royal Infirmary and Lunatic Hospital.
- J. C. THOROWGOOD, M.D., F.R.C.P.**, London, England,  
Physician City of London Hospital for Chest Diseases; Physician West London Hospital.
- W. C. PLAYFAIR, M. D., F.R.C.P.**, London, England,  
Prof. of Obstetric Medicine in King's College, and Physician for the Diseases of Women and Children to King's College Hospital.
- W. H. WALSHE, M.D., F.R.C.P.**, Brompton, England,  
Consulting Physician Consumption Hospital, Brompton, and to the University College Hospital.
- A. WYNN WILLIAMS, M.D., M.R.C.S.**, London, England,  
Physician Samaritan Free Hospital for Diseases of Women and Children.
- A. C. MACRAE, M.D.**, Calcutta, Ind.,  
Dep. Insp. Gen. Hosp. Indian Service, late Pres. Surg., Calcutta.
- EDWARDSHOPPEE, M. D., L. R. C. P., M. R. C. S.**, London, England.
- LENNOX BROWN, F.R.C.S.**, London, England,  
Senior Surgeon, Central Throat and Ear Hospital.
- J. CARRICK MURRAY, M. D.**, Newcastle-on-Tyne, England,  
Physician to the N. C. H. for Diseases of Chest.
- J. A. GRANT, M. D., F.R.C.S.**, Ottawa, Canada.
- A. A. MEUNIER, M.D.**, Montreal, Canada,  
Prof. Victoria University.

**MALTINE** is prescribed by the most eminent members of the Medical Profession in the United States, Great Britain, India, China and the English Colonies, and is largely used for patients at the principal Hospitals preference to any of the Extracts of Malt.

We will furnish gratuitously a one pound bottle of any of the Maltine Preparations to Physicians who will pay the express charges. Send for our 28 page Pamphlet on Maltine for further particulars. Address,

**THE MALTINE MANUFACTURING CO.,**

CANADA BRANCH: 10 Colborne St., Toronto,  
**H. P. GISBORNE, MANAGER.**

**JOHN CARRICK, PRESIDENT,**  
(Of Reed & Carrick, Manufacturing Chemists and Pharmacists.)

**DR. WHEELER'S  
ELIXIR FERRI ET CALCIS PHOSPH. CO.**  
LACTO-PHOSPHATES prepared from the formula of DR. DUSART, of Paris.

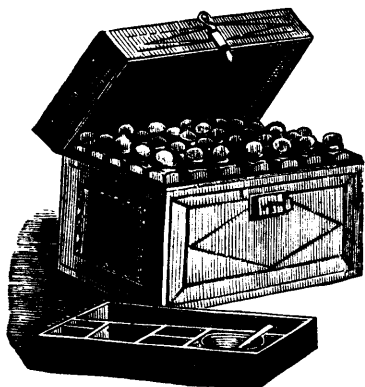
Compound Elixir of Phosphates and Calisaya—A Chemical Food and Nutritive Tonic

THIS elegant preparation combines with a sound Sherry Wine percolated through Wild Cherry Bark and Aromatics, in the form of an agreeable cordial, medicinal doses of *Phosphate of Lime, Phosphate of Iron, Phosphate of Soda, Alkaloids of Calisaya Bark, Quinia, Quindia, Cinehonia, and Free Phosphoric Acid.*

The Compound Elixir of Phosphates and Calisaya is the outcome of twenty-five years' investigation of the chemistry and therapeutics of phosphorus and its compounds, testing carefully by prolonged use in practice the relative value of pure phosphorus in pill, solution and combined as phosphoric acid, phosphates and hypophosphites, in the treatment of nerve prostration and wasting diseases, and the most logical medical minds at home and abroad have a common experience, that the preparation is more acceptable to irritable stomachs, more easily assimilated, and more prompt and radical in its restorative action than any other form or combination of phosphorus in existence. It meets a want every day experienced by the busy practitioner of a *general utility* compound of those elements of nutrition that may be safely exhibited to child or adult for prolonged periods, in all forms of debility, without danger of over-stimulating or depressing the organism. Manufacturing chemists and druggists are so persistent in introducing *new theories and new remedy sensations* that it is difficult to secure the attention of the practitioner to any preparation long enough to ascertain its value, but this Compound is now so widely and favorably known to the medical profession that it may be accepted as a standard with perfect confidence; its use in practice will demonstrate its merits. The chemical working of the formula is peculiar to the originator, and the various imitations and substitutes offered by druggists will not fill its place.

DOSE.—For an adult, one teaspoonful three times a day, after eating; from seven to twelve years of age, one dessertspoonful; from two to seven, one teaspoonful.

Please mention the "Canada Lancet." Prepared by T. B. WHEELER, M.D., MONTREAL, D.C.



**Smith's Patent Practitioner's Medicine Chest,**

Contains in top tray 14 2 oz., 18 1 oz. bottles, glass stoppered, and a minim graduate. In second tray there are a set of scales, weights, glass mortar and pestle, spatula and two ointment jars. In the bottom there is a tray to hold surgical instruments. Finished inside with velvet and outside covered with leather and a good lock. Every physician in country practice should have one. Size 10x10x10. PRICE \$18. Cheaper ones made to order. E. A. SMITH, Patentee. Write for prices and description.

**SURGICAL INSTRUMENTS.**

Steam Atomizers, in tin, brass, or nickel.  
Hypodermic Syringes, 25 varieties, from \$0 85  
Clinical Thermometers, 1 20  
Pocket Cases (filled) 5 25  
Pocket Cases (empty) 1 10

A full stock of Practitioners' requisites, drugs, etc. Private recipes filled to order. Prices quoted on application.

EDWIN A. SMITH, Proprietor, City Pharmacy, 274 Yonge Street, Toronto.



**AUTHORS & COX,**

91 Church Street,  
TORONTO.

Have had over twenty years' experience in the manufacture of

**Artificial Limbs,**

TRUSSES AND

**Orthopædic Instruments,**

Spinal Supports, Instruments for Hip Disease, Disease of the Knee, and ankle. Bow Legs, Knock Knees, Club Foot Shoes, Crutches, etc.

REFERENCES:—Dr. Fulton, or any of the leading Surgeons in Toronto.

**DISEASES OF WOMEN.**

Dr. J. W. ROSEBRUGH, of Hamilton,

May be consulted on Diseases of Women,  
At Dr. A. M. Rosebrugh's Office, 121 Church-st.,  
Toronto,

On the Last Thursday of Every Month.

**APIOL**

OF DRs. JORET AND HOMOLLE.

APIOL is a specific for Menstrual disorders; it relieves Suppression, regulates the Periods, and prevents or removes the pain which accompanies them. It is without danger, even in cases of pregnancy. But the trade issues, under the name of APIOL, products more or less adulterated; among others, a greenish preparation which physicians should reject. In a state of purity APIOL is an oleaginous liquid, of an amber color and denser than water. This is the character of that supplied by Drs. Joret and Homolle, the discoverers of this valuable astringent, the great efficacy of which has been established in the Hospitals of Paris.

It is prepared only at the PHARMACHE BRIANT, 160 Rue de Rivoli, Paris.

Dose.—One capsule morning and evening, during six days at the presumed period of the monthly courses.



**DR. WADSWORTH'S  
UTERINE ELEVATOR.**

The best Pessary, for Displacements of the Womb, ever invented; so say thousands of Physicians from Canada to Texas. Send for Pamphlet and Price List to

E. H. BURRINGTON, Proprietor, Providence, R. I.

Also for sale by

J. L. WIDEMAN, ST JACOBS, ONT.

# THE CANADA LANCET.

VOL. XV.

TORONTO, JULY, 1883.

No. 11.

## The Inebriates' Home, Fort Hamilton, N.Y. INCORPORATED 1866.

A Hospital for the treatment of Alcoholism and the Opium Habit.

Visiting Physician, LEWIS D. MASON, M.D.; Consulting Physician, T. L. MASON, M.D.

The building is situated in a park of twenty-six acres, overlooking and commanding fine views of the Narrows, and the upper and lower bay of New York Harbor. The accommodations, table, attendance and nursing are of the best character and suited to first-class patients.

For manner and terms of admission, apply to J. A. BLANCHARD, M.D., Superintendent at the Institution, Fort Hamilton (L.I.), New York.

## SHADY LAWN,

ENLARGED, 1876.

A PRIVATE MEDICAL HOME FOR INVALIDS.

Chartered by Commonwealth of Massachusetts.



Gothic Street, Northampton, Mass.

Lunacy and Nervous Diseases of Women. This veteran establishment—located in a beautiful town of twelve thousand inhabitants, on the Canada and New York express railway, Connecticut River R. R., with gas, public water from mountain streams, free public library, opera house, paved walks, charming scenery, a protected location and climate, choice society, and at a distance from New York, permitting a visit and return, either way, the same day—has been of late further equipped and improved. Steam heat has been introduced. The proprietor and founder is confident that it is now better suited than ever before to satisfy the eminent physicians who have honored it with their recommendations, as well as the class of invalids to whom comfort or luxury are dispensable. Progressive, selected studies, in certain mental cases a specialty. Original methods in managing and treating alcohol and narcotic habits.

Reference, by kind permission, Charles O'Reilly, Esq., M.D., and Dr. Philbrick, Toronto; Pliny Earle, A.M., M.D., etc., Supt. State Lunatic Hospital, Northampton. Hon. Wm. P. Strickland, Justice Dist. Court, Northampton; Prof. T. Gaillard Thomas, M.D., etc., Prof. A. C. Ranney, M.D., both of New York city; Prof. Oscar C. DeWolf, M.D., Health Commissioner, Chicago; James Gilfillan, Esq., ex-Treasurer of U.S., Washington, D.C.

**A. W. THOMSON, A.M., M.D., (Harv.)** Formerly of Northampton Lunatic Hospital. Ex-President Hampshire Medical Society.

## George Tiemann & Co. Naso-Oral Respirator,

F. A. STOHLMAN ESTABLISHED 1826 ED. PFARRE,

67 CHATHAM STREET, NEW YORK.

MANUFACTURERS AND IMPORTERS OF

### Surgical Instruments,

RECEIVED

2 Awards at Centennial Exhibition, 1876.

2 First Medals and 1 Honorable Mention at International Exhibition, Santiago, Chili, 1875.

2 Silver Medals and 1 Bronze Medal at International Exhibition, Paris, 1876.

As devised by Dr. G. Hunter McKenzie, Edinburgh,  
For the Antiseptic Treatment of

### Phthisis, Bronchitis, etc.,

See articles in January number of "Canada Lancet, 1882, by Dr. Philip, of Brantford, on "Antiseptic Treatment of Phthisis, etc.," also, "Braithwaite's Retrospect," January, 1882, by Dr. Coghlin, Physician to the National Hospital for Consumption; by Dr. Williams, Physician to the Royal Southern Hospital, Liverpool, and others.

Manufactured by Gardner, Edinburgh,  
And For Sale by

### J. S. MILLS, Chemist, BRANTFORD, ONTARIO,

Sole Agent for the Dominion.

### BRIGHAM HALL,

A HOSPITAL FOR THE INSANE OF THE PRIVATE CLASS,  
CANANDAIGUA, NEW YORK.

Organized in 1856.

Legally authorized to receive for medical treatment and care, cases of mental and nervous disease.  
Inquiries may be addressed to

**DR. D. R. BURRELL.**



# TEXT-BOOK OF PHYSIOLOGY,

BY

J. FULTON, M.D., M.R.C.S., ENG.; L.R.C.P., LONDON.

*Professor of Physiology, Trinity Medical College, Toronto, etc., etc.*

**Second Edition, Revised, Enlarged, and Fully Illustrated. Pp. 408.**

LONDON: J. & A. CHURCHILL.

PHILADELPHIA: LINDSAY & BLAKISTON. TORONTO: WILLING & WILLIAMSON.

*Prof. Fulton's Physiology has been adopted as a Text-Book on Physiology, by the Medical Council of Ontario, the highest medical authority in Canada. It has also been most favourably received by the Medical Profession of the United States and Great Britain, as the following extracts will show.*

## Opinions of the Press:

"The book is clear, concise, excellently illustrated, and free from disturbing references and irrelevant discussions."—*Detroit Lancet.*

"The book is well written, well printed, and reads easily. Moreover, the author possesses the happy faculty of condensing his information with the least sacrifice of clearness."—*Boston Medical and Surgical Journal.*

"We have carefully examined the second edition of Prof. Fulton's work, and deem it a very good text-book on the subject. \* \* \* The best short compend of physiology in the market."—*St. Louis Clinical Record.*

"This is a well printed octavo, containing 151 illustrations. The author has drawn diligently from many sources, and as a rule, states conclusions categorically and without argument. Considering the size of the book, a noteworthy feature is the prominence given to histology."—*N.Y. Medical Record.*

"The author has aimed, in this volume, to present a well-digested text-book, chiefly intended for medical students. The text is accurate, and for the purpose of giving students a clear presentation of the known and accepted physiological doctrines of the day, will answer well. His style is clear and simple."—*Med. and Surg. Reporter, Phila.*

"This work furnishes the main physiological facts without very much discussion, for the most part in accordance with late scientific research. We regard the positions taken by the author as in the main tenable. Some questions are handled with vigor, and are clearly presented."—*N.Y. Medical Journal.*

"Prof. Fulton's book is intended chiefly for the medical student, and does not enter into the profounder regions of the subject of physiology. It is, however, up to the level of our present knowledge in most respects, and, being prefixed by a histological part, covers very satisfactorily the ground usually gone over in a medical course. The work appears to be well calculated as a text-book."—*Philadelphia Medical Times.*

"This is a capital book, fulfilling admirably the design of the author, and the needs of the professor of physiology and his class students. It does not enter into elaborate discussions of doubtful facts, nor is the text encumbered by the long lists of foot-note references and notes, which tend rather to confuse the college student than to benefit him. Believing as we do that it serves the wants of most general practitioners, and that it is an excellent text-book for the college student, we cordially recommend it."—*Virginia Medical Monthly.*

"As a work for students, it will be found unexcelled. The descriptions, while sufficiently full to give a clear idea, are not overlaid with details, being confined to essential points, and are therefore concise and easily remembered. The cuts representing minute and microscopical anatomy are good, and will assist the young microscopist very much in his studies. We cordially recommend it to physicians and medical students who desire a concise work on physiology fully abreast of present knowledge."—*Cincinnati Medical News.*

"The work before us is one admirably adapted to the wants of the student. It is concise, well written, and, in the main, comprising everything of value to the beginner. \* \* \* We can fully understand why the author has included histology in his discussion of physiology—this subject in this country usually receiving the treatment of a step-child by our faculties, being divided up between the anatomists and physiologists, and being treated fully by neither. The text is clearly printed, and free from typographical errors."—*Cincinnati Lancet and Clinic.*

PROF. J. FULTON,

Dear Sir.—I take pleasure in saying that I esteem your work on "Physiology" the best text-book extant, most thoroughly adapted to the requirements of the average student. I have made it the text-book of my class, as you will see in our catalogue.

Yours respectfully,

"The volume before us is one we can recommend. It has been written by a practical physiologist, one whose duty it has been to study and teach. This volume is fully up to the times, and though designed especially for medical students, who are supposed to be beginners, it will be found useful to those older and experienced in the practice of medicine. Let the reader, if he answers to the charge of having devoted more time to the study of *materia medica* than to physiology, go and purchase a copy of this volume and review his physiology."—*Maryland Medical Journal.*

"The second edition of this standard Text-Book of Physiology has been received. It has been almost entirely re-written, and has been brought up to the present advanced status of that most important branch of medicine. The arrangement of the work is peculiarly the author's, and it is based upon the idea that physiology can only be comprehended properly by first acquiring a knowledge of histology. Such a combination will prove extremely useful to both the student and practitioner. The work is of a proper size for a text-book, is well illustrated, and in every sense well adapted to carry out the original design of the author."—*Nashville Journal of Medicine.*

"The great trouble with most of our text-books on physiology, is that their authors, as a rule, have been at the same time investigators and, sometimes only in their own opinion, and sometimes also in that of others, discoverers as well, and with such there is the natural tendency to give undue prominence, both in place and space, to their own labors or theories. This fault cannot be laid at the door of Dr. Fulton; if he has any hobby or pet-ism, no hint thereof is to be found in his book, and he has evidently borne constantly in mind that he was writing to convey instruction, and not to advance his private opinion. His method is clear and logical. \* \* \* In fact, the work, as a whole, answers more nearly than any book which we have met with, the desideratum of a well-digested text-book of physiology."—*Hospital Gazette, New York.*

"By a judicious blending of completeness and conciseness, Dr. Fulton has produced a book which must meet with general favor. He has shown himself a perfect master of the by no means universal knack of "boiling down," while his successful experience as an instructor has been of material advantage to him in the matter of judicious selection. The result is a work which, within the compass of some four hundred pages of large print, covers the ground as effectually as older and more pretentious hand-books, without sacrificing either smoothness of style, or completeness of information to conciseness. The illustrations are not limited to the mere necessities of the text and several new ones are added to the usual stereotyped cuts to be met with in all works on this subject. The text-book is intended more particularly for medical students, who will find that in its compilation the author has been closely attentive to their needs, and has devoted much careful labour to smoothing the difficulties in their path."—*Toronto Mail.*

"This work, written by one who has been a teacher for many years, is a concise and sensibly-written account of the principal facts in physiology. The author, believing that histology is to physiology what anatomy is to medicine, has introduced an epitome of the microscopical features of the various tissues, which, with an introductory chapter on 'Proximate Principles,' occupies the first third of the book. The remainder is taken up with a consideration of physiology proper, which is discussed under the usual divisions of digestion, absorption, blood-circulation, respiration, animal heat, &c. The size of the work, of course, precludes anything more than an outline of the different functions, but this appears to us to be sufficiently clear and accurate.

It is difficult in a text-book to preserve a due proportion between the more and the less important subjects, but this Dr. Fulton has fairly succeeded in accomplishing, and we consider the work to be a good introduction to the larger treatises and to contain enough to render any student who thoroughly masters its contents, a sound practitioner so far as practice is founded on a theoretical knowledge of physiology."—*London Lancet.*

LOUISVILLE, KY., Oct. 6th, 1881.

"Physiology" the best text-book extant, most thoroughly adapted to the requirements of the average student. I have made it the text-book of my class, as you will see in our catalogue.

W. NULL, M.D.

Prof. of Physiology, Louisville Medical College, Ky.

# New Hypodermic Syringes!




Fig 48.—No. 2.

These cuts (two-thirds the actual size) represent a New Hypodermic Syringe of our Manufacture. With the exception of the needles, it is of German Silver, a material chosen as possessing, next to steel, the greatest rigidity and durability, while free from liability to oxidation. The barrel is formed by a process peculiar to ourselves, securing uniformity of calibre without soldered joint or seam. It is plated inside and outside with nickel. The piston is packed in the double parachute form, with leather prepared expressly for the purpose. It will be found to retain its elasticity, to operate smoothly, to resist all tendency of fluid to pass above, as of air below it. A nicely-engraved scale upon the piston-rod indicates minims, thirty being the capacity of the Syringe.

Syringes Nos. 2, 3 and 4 have also a screw thread upon the piston-rod, and a traverse nut, thereby favoring the utmost nicety in the graduation of doses.

No. 3, Compact, has hollow piston-rod to receive one needle, also a protecting cover and fluid retainer; it may be carried in the Pocket Instrument or Vial Case, or without any case.

No. 4, Compact, is like No. 3, with the addition of a second needle, carried upon the Syringe in the usual place, protected by a metal shield.

Nos. 1 and 2 are put up in neat morocco-covered case, with vial.

Two sizes of needles are furnished with each instrument, Nos. 1, 2 and 4; one only with No. 3. They are of refined steel, carefully tempered, and thoroughly plated with gold; they are of small diameter and large relative calibre, sharpened to such an angle as will offer least resistance to penetration, and therefore cause least pain. At the point of union with the socket they are reinforced with an outer covering of German silver, thereby overcoming the tendency to become broken at this place. They are connected with the barrels by a screw thread.

Prices: No. 1, \$3.50. No. 2, \$4.00. Postage, .03.  
 " No. 3, \$2.50. No. 4, \$3.50. " .02.




No. 1.

These Syringes are so thoroughly and strongly made as to be free from the annoying accidents common to most Hypodermic Syringes; and we believe that for convenience, durability, and nicety of construction, they have no superior.

## OTHER HYPODERMIC SYRINGES.

- |   |        |     |
|---|--------|-----|
| No. 7, glass-barrel, graduation engraved on barrel, with screw nut on piston, nickel-plated mountings, two best steel gilt needles, in neat case..... | \$3.00 | .02 |
| No. 9, glass, graduation engraved and numbered on piston-rod, with screw nut, two best steel gilt needles, in neat case..                             | 3.00   | .02 |
| No. 7 or No. 9, with two steel unplated needles, either.....  | 2.50   | .02 |
| No. 10, glass, Luer's (French), graduation as No. 9, one gold needle and two steel needles, silver mountings, neat velvet-lined morocco case.....     | 12.00  | .02 |
| No. 11, glass cylinder, fenestrated, nickel-plated metal mounting (see cut).....  |        |     |



No. 11.

As represented in the cut, the glass cylinder is encased in a metal mounting, fenestrated to show the graduations for minims. The instrument may readily be taken apart for cleaning, and, for those who prefer glass, is recommended for its non-liability to breakage. Price, with two best steel gilt needles, in neat case..... \$3.50 .02

Any of the above will be sent by return mail on receipt of price and postage.

## HYPODERMIC SYRINGES OF ALL KINDS PROMPTLY REPAIRED.

Our new Illustrated Catalogue of Surgical Instruments, also a new Pamphlet on Inhalation of Atomized Liquids, by distinguished medical authority, with many valuable formulas, will be forwarded, postpaid, on application.

Atomizers and articles for Antiseptic Surgery, Aspirators, Clinical Thermometers, Elastic Hose, Electrical Instruments, Invalids' Articles, Manikins, Models, Ophthalmoscopes; Dr. Paquelin's Thermo-Cautery; Pessaries, Rubber Urinals; Sayre's Splints, and apparatus for every kind of deformity; Skeletons, Sphygmographs, Splints, Transfusion Apparatus; Vaccine Virus from our own stables; Veterinary Instruments; Waldenburg's Pneumatic Apparatus, &c., &c.

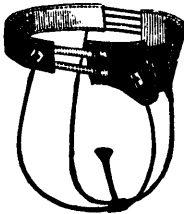
See our other Advertisements in successive numbers of THE LANCET.

# CODMAN & SHURTLEFF,

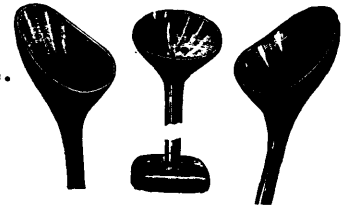
Makers & Importers of Superior Surgical Instruments,

13 & 15 TREMONT STREET, BOSTON, MASS.

In corresponding with Advertisers please mention THE CANADA LANCET.



## DR. McINTOSH'S NATURAL UTERINE SUPPORTER.



No Instrument has ever been placed before the  
Medical Profession which has given such  
Universal Satisfaction.

**EVERY INDICATION OF UTERINE DISPLACEMENTS** is met by this combination; Prolapsus, Anteversion, Retroversion and Flexions are overcome by this instrument, when others fail. This is proven by the fact that since its introduction to the Profession it has come into more general use than all other instruments combined.

**UNION OF EXTERNAL AND INTERNAL SUPPORT.**—The abdomen is held up by the broad morocco leather belt, with concave front, and elastic straps to buckle around the hips. The Uterine Supporter is a cup and stem made of highly polished hard rubber, very light and durable, shaped to fit the neck of the womb, with openings for the secretions to pass out, as shown by the cuts. Cups are made with extended lips to correct flexions and versions of the womb.

**ADAPTABILITY TO VARYING POSITIONS OF THE BODY.**—The cup and stem are suspended from the belt by two soft elastic Rubber Tubes, which are fastened to the front of the belt by simple loops, pass down and through the stem of the cup and up to the back of the belt. These soft rubber tubes, being elastic, adapt themselves to all the varying positions of the body and perform the service of the ligaments of the womb.

**SELF ADJUSTING.**—One of the many reasons which recommend this Supporter to the Physician is that it is self adjusting. The physician after applying it need have no fear that he will be called in haste to remove or readjust it, (as is often the case with rings and various pessaries held in position by pressure against the vaginal wall) as the patient can remove it at will, and replace it without assistance.

It can be worn at all times, will not interfere with nature's necessities, will not corrode, and is lighter than metal. It will answer for all cases of Anteversion, Retroversion, or any Flexion of the womb, and is used by the leading Physicians with unflinching success, even in the most difficult cases.

**Our Reduced Prices are, to Physicians, \$7.00, to Patients, \$10.00.**

Instruments sent by mail at our risk, on receipt of price, with 35 cents added for Canadian Postage; or we can send by Express, C. O. D. Physicians in the Dominion can obtain the Instrument at above prices from **ELLIOTT & CO., No. 3 Front Street, Toronto, or F. GROSS, 682 to 690 Craig Street, Montreal.** **CAUTION.**—We call particular attention of Physicians to the fact, that unscrupulous parties are manufacturing a worthless imitation of this Supporter, and some dishonest dealers, for the sake of gain, are trying to sell them, knowing they are deceiving both physician and patient. Persons receiving a Supporter will find, if it is genuine, the directions pasted in the cover of the box, with the head-line "DR. L. D. McINTOSH'S NATURAL UTERINE SUPPORTER"; a cut on the right, showing the Supporter, and on the left its application; also the Fac Simile Signature of DR. L. D. McINTOSH. Each pad of the abdominal belt is stamped in gilt letters, DR. McINTOSH'S NATURAL UTERINE SUPPORTER CO., CHICAGO, ILL. Each box also contains our pamphlet on "DISPLACEMENTS OF THE WOMB," and an extra pair of RUBBER TUBES.

## DR. McINTOSH NATURAL UTERINE SUPPORTER CO.

192 and 194 JACKSON STREET, CHICAGO, ILL.

Our valuable pamphlet, "Some Practical Facts about Displacements of the Womb," will be sent you free on application.

Specify on all orders

## Planten's Capsules,



The Best of American Manufacture.  
Known as Reliable nearly 50 years for  
"General Excellence in Manufacture."



**H. PLANTEN & SON,**

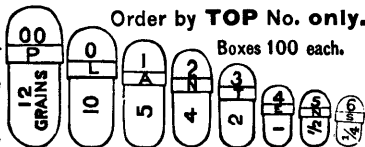
No. 224 WILLIAM STREET, NEW YORK.

\* See Profs. VAN BUREN & KEYES on Urinary Organs, note p. 64,

Soft and Hard Capsules all kinds Filled.

**EMPTY.**

For taking Powders or Solids, free of taste, smell, injury to the teeth, mouth or throat. Send for a trial box. 100 by mail 50 cents.



Order by **TOP No. only.**  
Boxes 100 each.

**RECTAL, 3 Sizes.**

3, 6, and 12 grain.

**VAGINAL, 4 sizes:**

1-8, 1-4, 1-16, and 1-32 ounce.

**HORSE, 5 Sizes.**

1, 2, 3, 4 and 8 drams.

For giving liquids or solids to Horses and Cattle.

**DOG WORM.**

5 Minims Oil of Male Fern.

**CAPSULES FOR MECHANICAL PURPOSES.**

N.B.—We make all kinds of Capsules to order. New Articles, in Capsuling and Private Formulating a speciality.

Sold by all Druggists. Samples Free.

## DR. MARTIN'S VACCINE VIRUS

**PRICE REDUCED!**

True Animal Vaccine Virus (Beaugency Stock)

15 Large Ivory "Lancet" Points..... \$2 00  
7 " " " " ..... 1 00

**ALL VIRUS FULLY WARRANTED.**

It is hoped that the Profession will appreciate the importance of fully supporting Physicians devoted to this laborious and expensive speciality, and responsible for the quality of all Virus issued.

If the patronage of Physicians is distributed amongst all, who, often without any fitness, offer to supply true animal virus; the simple result will be that no one will receive enough to maintain a proper establishment.

Our Senior Partner has been for over twenty years devoted to the speciality of Vaccine supply. He introduced true Animal Vaccination into America in 1870; and our establishment is by far the most perfect and extensive in the world.  
Address

**DR. HENRY A. MARTIN & SON,**

Roxbury District, Boston, Mass.

# Dr. J. Collis Browne's

ORIGINAL AND ONLY GENUINE

## CHLORODYNE.

**C**OUGH,  
**C**OLDS,  
**A**STHMA,  
**B**RONCHITIS.

**D**R. J. COLLIS BROWNE'S CHLORODYNE. This wonderful remedy was discovered by Dr. J. Collis Browne, and the word Chlorodyne coined by him expressly to designate it. There never has been a remedy so vastly beneficial to suffering humanity, and it is a subject of deep concern to the public that they should not be imposed upon by having imitations pressed upon them on account of cheapness, and as being the same thing. Dr. J. Collis Browne's Chlorodyne is a totally distinct thing from the spurious compounds called Chlorodyne, the use of which only ends in disappointment and failure.

**D**R. J. COLLIS BROWNE'S CHLORODYNE.—Vice Chancellor Sir **W. Page Wood** Stated Publicly in Court that Dr. J. Collis Browne was Undoubtedly the Inventor of Chlorodyne, that the whole story of the defendant was deliberately untrue, and he regretted to say it had been sworn to.—See THE TIMES, July 13th, 1864.

**D**R. J. COLLIS BROWNE'S CHLORODYNE is a Liquid Medicine, which Assuages Pain of Every Kind, affords a calm, refreshing sleep Without Headache, and Invigorates the Nervous System when exhausted.

**D**R. J. COLLIS BROWNE'S CHLORODYNE is the  
**G**REAT SPECIFIC for  
**C**HOLERA, DYSENTERY  
**D**IARRHŒA.

The General Board of Health, London, Report that it Acts as a Charm, one dose generally sufficient.

Dr. Gibbon, Army Medical Staff, Calcutta, states:—"Two Doses Completely Cured Me of Diarrhœa."

**D**R. J. COLLIS BROWNE'S CHLORODYNE rapidly cuts short all attacks of  
**E**PILEPSY, SPASMS, COLIC,  
**P**ALPITATION, HYSTERIA

From Symes & Co., Pharmaceutical Chemists, Medical Hall, Simla.—*January 5, 1880.*

To J. T. Davenport, Esq., 33 Great Russell Street, Bloomsbury, London.

"DEAR SIR,—Have the goodness to furnish us with your best quotations for Dr. J. Collis Browne's Chlorodyne, as, being large buyers, we would much prefer doing business with you direct than through the wholesale houses. We embrace this opportunity of congratulating you upon the wide-spread reputation this justly-esteemed medicine has earned for itself, not only in Hindostan, but all over the East. As a remedy of general utility, we much question whether a better is imported into the country, and we shall be glad to hear of its finding a place in every Anglo-Indian home. The other brands, we are happy to say, are now relegated to the native bazaars, and, judging from their sale, we fancy their sojourn there will be but evanescent. We could multiply instances *ad infinitum* of the extraordinary efficacy of Dr. Collis Browne's Chlorodyne in Diarrhœa and Dysentery, Spasms, Cramps, Neuralgia, the Vomiting of Pregnancy, and as a general sedative, that have occurred under our personal observation during many years. In Choleraic Diarrhœa, and even in the more terrible forms of Cholera itself, we have witnessed its surprisingly controlling power. We have never used any other form of this medicine than Collis Browne's, from a firm conviction that it is decidedly the best, and also from a sense of duty we owe to the profession and the public, as we are of the opinion that

the substitution of any other than Collis Browne's is a deliberate breach of faith on the part of the chemist to prescriber and patient alike.

We are, sir, faithfully yours,  
SYMES & CO.,  
*Members of the Pharm. Society of Great Britain, His Excellency the Viceroy's Chemists.*

**D**R. J. COLLIS BROWNE'S CHLORODYNE is the  
**P**ure Palliative in  
**N**EURALGIA, GOUT,  
**C**ANCER,  
**T**OOTHACHE,  
**R**HHEUMATISM

From Dr. B. J. Boulton & Co., Horncastle.

"We have made pretty extensive use of Chlorodyne in our practice lately, and look upon it as an excellent direct Sedative and Anti-Spasmic. It seems to allay pain and irritation in whatever organ, and from whatever cause. It induces a feeling of comfort and quietude not obtainable by any other remedy, and it seems to possess this great advantage over all other Sedatives, that it leaves no unpleasant after effects."

### IMPORTANT CAUTION.

The IMMENSE SALE of this REMEDY has given rise to many UNSCRUPULOUS IMITATIONS.

N. B.—EVERY BOTTLE OF GENUINE CHLORODYNE BEARS on the GOVERNMENT STAMP the NAME of the INVENTOR,

**D**R. J. COLLIS BROWNE.

SOLD IN BOTTLES, 1s., 1/11d., 2/9. 4/6, by all Chemists.

SOLE MANUFACTURER:

J. T. DAVENPORT, 33, GREAT RUSSELL STREET, W.C.

TRADE MARK.



# NESTLE'S AS A SUBSTITUTE FOR WOMAN'S MILK AND COW'S MILK. FOOD.

The elements entering into the composition of NESTLE'S MILK FOOD, and the scientific principles upon which it is manufactured render it an unequalled substitute for the **Mother's Milk**, in all cases where the mother is unable to nurse the child, or the physician prescribes an artificial food. Until quite recently the usual substitute for Woman's Milk has been **Cow's Milk**, more or less diluted with water. The analysis of cow's milk and human milk show in 1,000 parts of each 106 parts of solid constituents in woman's milk against 127 parts of solids in cow's milk, but of these solids cow's milk has 51 parts casein (the most indigestible of the constituents) against only 34 parts casein in human milk; and it is for the sole purpose of reducing this casein that cow's milk is diluted, usually half and half. In this proportion, in a stomachful of diluted cow's milk, are over 50% less then in the same quantity of woman's milk, which readily explains why so many infants fed on diluted cow's milk gradually fade and pine away, actually starved to death. Moreover in all cities the adulteration of cow's milk is notorious, and to it are traceable many cases of typhoid, diphtheria, and incipient consumption, to say nothing of the universal practice of feeding the cows, in the neighborhood of large cities, on brewer's grains, distillery mash, and city garbage.

# NESTLE'S MILK FOOD.

All these dangers are positively removed by the use of

For a pamphlet with full particulars address—

**THOS. LEEMING & CO., MONTREAL.**


For purity and richness "**Nestle's Condensed Milk**" is unequalled for all purposes.

Fig. No. 3 is a comfortable support to the abdomen, but is not so effective as No. 8 in supporting the bowels, spine or chest.

THE IMPROVED BODY BRACE.  
Fig. 3.



ABDOMINAL AND SPINAL SHOULDER AND LUNG BRACE.  
Fig. 8.



No 8 is a general, and grateful support to the hips, abdomen, chest, and spine, simultaneously and by itself alone, is ordinarily successful; but when not so particularly in spinal and uterine affections, the corresponding attachments are required.

## THE BANNING

### Truss and Brace Company's SYSTEM OF Mechanical Support

Has the unqualified endorsement of over five thousand of the leading medical men of this country and Europe, and has been adopted by them in their practice

#### PRACTITIONERS

report to the Medical Journals and to us that cases of

#### Hernia, Spinal Deformities and Uterine Displacement.

which have gone through the whole catalogue of other Spinal Props, Corsets, Abdominal Supporters, Pessaries and Trusses,

*Yield Readily to our System of Support.*

AN EXPERIENCED PHYSICIAN IN ATTENDANCE FOR CONSULTATION.

**Banning Truss & Brace Co.**

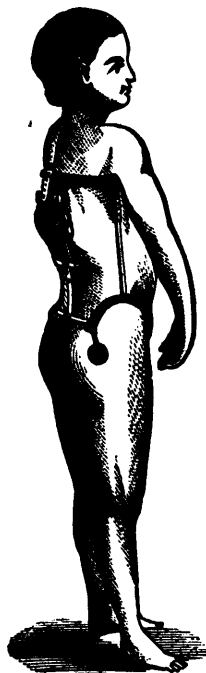
704 BROADWAY,

New York City.

NO OTHER OFFICE OF ADDRESS.

Send for our Descriptive Pamphlet.

FIG. 19.



HOW TO MEASURE FOR ANY OF THESE APPLIANCES  
1st. Around the body, two inches below the tips of hip bones.  
2nd. Around the chest, close under the arms.

3rd. From each armpit to corresponding tip of hip bone.  
4th. Height of person. All measures to be in inches.  
Measure over the linen, drawing the measure moderately tight.

NO. 19. — THE IMPROVED REVOLVING SPINAL PROP, for sharp angular curvature, or "Pott's Disease" of the spine. Recent and important improvements in this have led to its adoption by the most eminent physicians.

# WARNER & CO.'S SOLUBLE COATED PILLS

FOR PHYSICIANS' PRESCRIPTIONS.

The following formulæ are specially adapted for the purposes set forth in the annexed therapeutics. When ordering or prescribing be careful to specify Warner & Co.

**PIL: FERRI IODID.** Inalterable.—(WARNER & CO.) 1 grain each  
**THERAPEUTICS.**—The dose of Iodide Iron Pills is from one to two at meal time and is recommended and successfully used in the treatment of *Pulmonary Phthisis or Consumption, Anæmia and Chlorosis, Caries and Scrofulous Abscesses, Chronic Discharges, Dyspepsia, Loss of Appetite, &c.* Each containing one grain of the Iron Salt so prepared as to guard against oxidation and assuring an unchanged condition, though kept for years. A coating of pure sugar renders them easy to administer, and insures further protection from atmospheric influences. In cases where Iodide of Iron is prescribed, it is absolutely necessary for the physician who relies on the therapeutic action for beneficial results, that the salt should be so prepared and protected as to remain unaltered and stable; with this important fact in view, we have devoted special study to the manipulation of Iodide of Iron in pilular form, and our product will sustain the assertion that WARNER & CO.'S IODIDE OF IRON PILLS meet all requirements, and are the only perfect preparation of the kind. A pill cut through presents all the characteristics of a perfect mass, and the presence of Iodide of Iron without free Iodine, and will dissolve readily, forming a clear solution if thrown into a glass of water.

To guard against imitations and to render identification easy, we have colored the coating a light pink and put them up only in bottles containing one hundred, each wrapper bearing our autograph.

Price per 100, 85 cents.

**PIL: IODOFORM ET FERRI.** (Warner & Co.)  
**THERAPEUTICS.**—A powerful general tonic and alterative, valuable as a remedy in Anæmia, Scrofula, Neuralgia, Chlorosis, Rheumatism, etc.

Iodoform is one of the most important of modern remedies. Since its introduction by us, it has grown in permanent favor as an indispensable remedy, possessing the properties of a powerful alterative, nerve, sorbifacient, antiperiodic and tonic.

Pil. Iodoform et Ferri may be given in doses of from one to two pills as occasion may require.

Price per 100, \$1.50.

**PIL: DIGESTIVA.** (Warner & Co.)  
**THERAPEUTICS.**—Useful in relieving various forms of Dyspepsia and Indigestion, and permanent benefit in cases of enfeebled digestion where the gastric juices are not properly secreted. It is also of a gentle laxative and excellent dinner pill, may be taken one after dinner or one before each meal, three times daily.

℞ Pepsin Cond't, 1 gr. Gingerine, 1-16 gr.  
 Pv. Nuc. Vom. ¼ gr Sulphur, 1-8 gr

Price per 100, 75 cents.

**PIL: CALCIUM SULPHIDE.** (Warner & Co.)  
**THERAPEUTICS.**—Extremely useful in the treatment of acne, scrofula and cutaneous diseases.

℞ 10, ¼, ½ & 1 gr. each.

[Extract from Dr. Howard Cane's Article in the London Lancet.]

From the great frequency of occurrence of acne, and from its manifesting itself on the faces of individuals of both sexes, any therapeutic agent which promises success in this often intractable skin disease will be welcomed by most practitioners. I do not bring the sulphide of calcium forward as a new remedy in the treatment of this disease, for it was recommended some years ago by Dr. Sydney Ringer, but I wish to bring it more prominently into notice as a drug which will often prove of signal service in acne when other means have failed. The success which I attained in my first case which was of a most obstinate nature, led me to try it in others. Sulphide of Calcium is usually administered in doses of from 1-10 to ¼ grain four times daily, gradually increasing the dose to one grain six times daily, or according to the progress or severity of the case.

Price per 100, 1-10 gr. 50. 1-4 gr. 60. 1-2 gr. 75. 1 gr. \$1.00.

Warner & Co.'s Pills may be obtained from all Druggists or sent by mail on receipt of price.

**WM. R. WARNER & CO.**  
 PHARMACEUTICAL CHEMISTS,  
 PHILADELPHIA and NEW YORK.

**SOLUBLE. RELIABLE. PERMANENT.**

# A SELECTED LIST OF WARNER & CO.'S SOLUBLE SUGAR-COATED PILLS.

**CLASSIFIED FOR CONVENIENCE IN PRESCRIBING.**

ALTERATIVES.	Per 100	ANTIPERIODICS, Cont'd.	Per 100	ASTRINGENTS.	Per 100	TONIC, Continued.	Per 100
<b>ALTERATIVE</b> ..... 50		<b>ANTI-CHILL</b> ..... 1 00		<b>ASTRINGENT</b> ..... 60		<b>ALOE ET NUC VOM.</b> ..... 50	
{ Mass. Hydrarg. 1 gr.		{ Chinoidin, 1 gr.		{ Ext. Gerani 2 grs.		{ Pulv. Aloes Soc. 1 1/2 gr.	
{ Pulv. Opil. 1/2 gr.		{ Ferri Ferrocyanid, 1 gr.		{ P. V. Opil. 3/4 gr.		{ Ext. Nuc. Vomice 1/2 gr.	
{ Pulv. Ipecac. aa 1/2 gr.		{ Ol. Piper. Nig. 1 gr.		{ Ol. Ment. Zip. 1-20 gtt.		<b>ASSAFETIDE COMP.</b> ..... 40	
<b>ANTIMONIUM COMP. U. S. P.</b> ..... 40		{ Ac. Arsenious, 1-20 gr.		{ Ext. Jalap. 1-20 gtt.		{ Assafetide, 2 grs.	
<b>CALCIUM SULPHIDE, 1-10 gr.</b> ..... 50		<b>ANTI-MALARIAL</b> ..... 1 50		<b>OPH ET PLUMBI ACET.</b> ..... 60		{ Ferri Sulph. Exsic. 1 gr.	
<b>CALCIUM SULPHIDE, 1/2 gr.</b> ..... 60		{ Quinine Sulph. 1 gr.		{ Pulv. Opil. 1/2 gr.		<b>DAMIANA CUM PHOSPH.</b> ..... 1 50	
<b>CALCIUM SULPHIDE, 1 gr.</b> ..... 70		{ Cinchonite Sulph. 1/2 gr.		{ Plumbi Acet. 1 1/2 gr.		{ Ext. Nuc. Vom. 2 grs.	
<b>CALOMEL, 1/2 gr. 1, 2 and 3 grs.</b> ..... 1 40		{ Ferri Sulph. Exs. 1/2 gr.				{ Phosphori, 1-100 gr.	
<b>COPAIBA, U. S. P.</b> ..... 50		{ Ac. Arsenious, 1-40 gr.				{ Ext. Nuc. Vom. 1/2 gr.	
<b>COPAIBA COMP.</b> ..... 80		<b>ANTI-MALARIAL</b> ..... 1 00				<b>FERRI (Quevenne's) 2 grs.</b> ..... 75	
{ Pil. Copaib.		{ (Philadelphia.)		<b>CATHARTIC COMP. U. S. P.</b> ..... 50		<b>FERRI CARR. (Vallet's)</b> ..... 40	
{ Resin Guaiac.		{ Ferri Sulph. 1 gr.		{ Ext. Coloc. Comp.		{ Ferri Citrat. 2 grs.	
{ Ferri Citrat.		{ P. V. Capsicum, 1/2 gr.		{ Ext. Jalap.		{ Ferri Iodid. 1 gr.	
{ Oleo-Resin Cubeba.		{ Cinchonid. Sulp. 2 grs.		{ Ext. Salap.		<b>FERRI ET QUAS. ET NUC. VOM.</b> ..... 75	
<b>DUPUYTREN.</b> ..... 50		{ Strychnis, 1-30 gr.		{ Ext. Hyocycami,		{ Fer. per Hydrag. 1 1/2 gr.	
{ Pulv. Guaiac. 3 grs.		<b>QUININE CUM CAPSICUM.</b> ..... 1 50		{ Ext. Gentian,		{ Ext. Quassia, 1 gr.	
{ Hydrg. Chlor. Cor. 1-10 gr.		{ Capsic. 1/2 gr.		{ Ol. Ment. Pip.		{ Ext. Nuc. Vom. 1/2 gr.	
{ Pulv. O. ni. 1/2 gr.		<b>ANTI-PERICARDIC.</b> ..... 80		<b>CATHART. COMP. CHOLAGOUE.</b> ..... 60		{ Pulv. Saponis, 1/2 gr.	
<b>GORRORRHA.</b> ..... 60		{ Cinchonide Sulph. 1 gr.		{ Res. Podophylli, 1/2 gr.		<b>FERRI ET STRYCHNINE.</b> ..... 75	
{ Bals. Copalb. Solid, 1 gr.		{ Res. Podophylli, 1-20 gr.		{ Ext. Hyocycami, 1/2 gr.		{ Ferrium per Hydr. 2 grs.	
{ Ferri Sulph. 1/2 gr.		{ Strychnis Sul. 1-33 gr.		{ Ext. Nuc. Vom. 1-16 gr.		{ Strychnis, 1-60 gr.	
{ Teresbinth. Venet. 1/2 gr.		{ Gelsemin, 1-20 gr.		{ Ol. Res. Capsici, 1/2 gtt.		<b>FERRI SULPH. EXS. 2 grs.</b> ..... 40	
<b>HYDRARGYRI, U. S. P., 3 grs.</b> ..... 40		{ Ferri Sulph. Exs. 1/2 gr.		<b>GAMBOGIE COMP.</b> ..... 40		<b>NEURALGIC.</b> ..... 2 75	
<b>HYDRARGYRI COMP.</b> ..... 75		{ Ol. Res. Capsici, 1/2 gtt.		{ Pulv. Gambogie,		{ Quinine Sulph. 2 grs.	
{ Mass. Hydrarg. 1 gr.		<b>CHINOIDIN, 2 grs.</b> ..... 50		{ Pulv. Aloes Socot.		{ Morphis Sulph. 1-20 gr.	
{ Pulv. Opil. 1/2 gr.		<b>CHINOIDIN, COMP.</b> ..... 1 00		{ P. V. Zingib. Jam.		{ Strychnis, 1-30 gr.	
{ Pulv. Ipecac. 1/2 gr.		{ Chinoidin, 2 grs.		{ P. V. Saponis,		{ Acid Arsenious, 1-20 gr.	
<b>HYDRARG. IOD. ET OPIL.</b> ..... 75		{ Ferri Sulph. Exsic. 1/2 gr.		{ P. V. Saponis,		{ Ext. Aconiti,	
{ (Ricord's)		{ Piperina, 1/2 gr.		{ (Pil. Hydrarg. 3 grs.)		<b>NEURALGIC (Brown Sequ'd)</b> ..... 2 00	
{ Hydrarg. Iodid. 1 gr.		<b>CINCHONID. SULPH. 2 grs.</b> ..... 75		{ Ext. Coloc. Co. 1 gr.		{ Ext. Hyocycami, 1/2 gr.	
{ Pulv. Opil. 1/2 gr.		<b>CINCHONID. SALIC. 2 1/2 grs.</b> ..... 1 75		{ Ext. Hyocycami, 1 gr.		{ Ext. Conil.	
<b>IODOFORM ET FERRI.</b> ..... 1 50		<b>CINCHONID. SULPH. 1 gr.</b> ..... 1 75		<b>PODOPHYLLIN, 1 gr.</b> ..... 75		{ Ext. Ignat. Amar.	
{ Iodoform, 1 gr.		<b>CINCHONID. SULPH. 2 grs.</b> ..... 1 35		<b>RHEI ET HYDRARG.</b> ..... 80		{ Ext. Opil.	
{ Ferri Redact. 1 1/2 gr.		<b>CINCHONID. SULPH. 3 grs.</b> ..... 1 85		{ Pulv. Rhei,		{ Ext. Aconiti,	
<b>IODOFORM ET FERRI, ET</b> ..... 1 50		<b>QUININE SULPH. 1/2 gr.</b> ..... 1 40		{ Mass. Hydrarg.		{ Ext. Cannab. Ind. 1/2 gr.	
{ Nuc. Vom. 1/2 gr.		<b>QUININE SULPH. 2 grs.</b> ..... 2 75		{ Sodii Carb. Exs. } 4 grs.		{ Ext. Stramon.	
{ Ferri Redact. 1 gr.		<b>QUININE BI-SULPH. 1 gr.</b> ..... 1 40		<b>HYDRASTIN, 1/2 gr.</b> ..... 95		{ Ext. Belladon. 1-6 gr.	
{ Ext. Nuc. Vom. 1/2 gr.		<b>QUININE BI-SULPH. 2 grs.</b> ..... 2 75		<b>LEPTANDRIN, 1/2 gr.</b> ..... 40		<b>QUININE COMP.</b> ..... 1 80	
<b>IODOFORM, 1 gr.</b> ..... 1 00		<b>QUININE BI-SULPH. 3 grs.</b> ..... 4 00		<b>PODOPHYLLIN, 1/2 gr.</b> ..... 40		{ Fer. Carb. (Vall.) 2 grs.	
<b>POLASS. IODID, 2 grs.</b> ..... 85		<b>QUINAMINE, 1 gr.</b> ..... 1 35		<b>RHOEY COMP. U. S. P.</b> ..... 75		{ Acid Arsenious, 1-60 gr.	
<b>ACID ARSENIOSUS, 1-20, 1-30</b> ..... 40		<b>QUINAMINE, 2 grs.</b> ..... 1 85		{ Pulv. Rhei, 2 grs.		<b>QUININE ET FERRI.</b> ..... 1 80	
and 1-50 grs..... 40		<b>QUINAMINE, 3 grs.</b> ..... 1 85		{ Pulv. Aloes Socot. 1 1/2 gr.		{ Ferri per Hydrag. 1 gr.	
<b>MERCURY IODIDE, 1/2 gr.</b> ..... 40				{ Myrrh. 1 gr.		<b>QUININE ET FERRI CIT.</b> ..... 1 00	
<b>MERCURY IODIDE, 1/2 gr.</b> ..... 50				<b>DIAPHORETICS.</b> ..... 60		<b>QUININE ET FERRI ET</b> ..... 1 50	
<b>MERCURY IODIDE RED. 1-16 gr.</b> ..... 40				{ P. V. Antimonialis. 1/2 gr.		{ Strych. Phos. 1 gr.	
				{ P. V. Res. Guaiac. 1 gr.		{ Ferri Phos. 1-60 gr.	
				{ P. V. Aloes Socot. 1/2 gr.		<b>QUININE IODOFORM ET FERRI</b> ..... 2 25	
				{ P. V. Myrrhine, 1/2 gr.		{ Iodoform,	
				<b>DIAPHORETIC.</b> ..... 75		{ Fer. Carb. (Vall.) 2 grs.	
				{ Morphis Acetat, 1-25 gr.		{ Quinine Sulph. 1/2 gr.	
				{ P. V. Ipecac. 1/2 gr.		<b>QUININE ET FERRI, (Vall.) 2 grs.</b> ..... 3 00	
				{ P. V. Potass. Nitrat. 1 gr.		<b>TONIC.</b> ..... 60	
				{ P. V. Camphora, 1/2 gr.		{ Ext. Gentiana, 1 gr.	
						{ Ext. Humul. 1/2 gr.	
						{ Ferri Carb. Sacch. 1 gr.	
						{ Ext. Nuc. Vom. 1-20 gr.	
						{ Res. Podophylli, 1-25 gr.	
						{ Ol. Res. Zingiber 1/2 gtt.	
						<b>ZINCI PHOSPHIDE AND NUC VOM</b> ..... 1 00	
						{ Zinci Phos. 1/2 gr.	
						{ Ext. Nuc. Vom. 1-20 gr.	
						<b>STRYCHNINE, 1-10, 1-20, 1-30, 1-32,</b> ..... 40	
						1-4 and 1-60 gr.	
						<b>STRYCHNIE SULPH. 1-32 gr.</b> ..... 40	
						<b>ZINC PHOSPHIDE, 1-6 and 1/2 gr.</b> ..... 75	
						<b>PIL. PHOSPHORI, 1-25, 1-50,</b> ..... 1 00	
						1-100 grs.	
						<b>PIL. PHOSPHORI COMP.</b> ..... 1 50	
						{ Phosphori, 1-100 gr.	
						{ Ext. Nuc. Vom. 1/2 gr.	
						<b>PIL. PHOSPHORI CUM NUC VOM</b> ..... 1 50	
						{ Phosphori, 1-50 gr.	
						{ Ext. Nuc. Vom. 1/2 gr.	
						<b>PIL. PHOSPHORI CUM FERRO</b> ..... 1 50	
						{ Phosphori, 1-50 gr.	
						{ Ferri Redact. 1 gr.	
						<b>PIL. PHOSPHORI CUM FERRO ET</b> ..... 1 50	
						{ Nuc. Vom. 1-100 gr.	
						{ Phosphori, 1/2 gr.	
						{ Ext. Nuc. Vom. 1/2 gr.	
						<b>PIL. PHOSPHORI CUM FERRO ET</b> ..... 2 00	
						{ Quinia Et Nuc Vom.	
						{ Phosphori, 1-100 gr.	
						{ Ferri Carb. 1 gr.	
						{ Quinine Sul. 1 gr.	
						<b>PIL. PHOSPHORI CUM QUINIA</b> ..... 2 00	
						{ Ext. Nuc. Vom. 1/2 gr.	
						<b>PIL. PHOSPHORI CUM QUINIA</b> ..... 2 00	
						{ Phosphori, 1-50 gr.	
						{ Quinine Sul. 1 gr.	
						<b>PIL. PHOSPHORI CUM QUINIA Co.</b> ..... 1 50	
						{ Phosphori, 1-50 gr.	
						{ Ferri Redact. 1 gr.	
						{ Quinine Sul. 1/2 gr.	
						{ Strychnis, 1-60 gr.	
						<b>QUININE ET FERRI CARR.</b> ..... 1 50	
						{ Quinine Sulph.	
						{ Ferri Carb. 2 grs.	

# A CLASS OF MEDICINES EFFICACIOUS AND EASY OF ADMINISTRATION.

GENTLEMEN:—

Although a practitioner of over forty years, I think I may feel privileged to express my great pleasure and appreciation of the new class of remedies prepared by you, called "Parvules." I regard them the greatest improvement in modern medicine, and I could scarcely practice my profession without them, as they are so handy, so convenient and easily taken by children and adults. Their most important quality is their unvarying and *reliable* strength and efficacy. I can obtain with a grain or less of Calomel, with a grain or less of Aloin, and with a grain or less of Podophyllin, divided respectfully into the tenth, twentieth or fortieth part of a grain, in "Parvules," all that I could desire in most cases, and in a more satisfactory manner than in the usual form. I have used successfully a "Parvule" of one-fiftieth of a grain of Sulph. Morphia repeatedly for two or three hours, and have relieved pain without the least nausea or vomiting in patients that could not bear opiates in any other form; I do not know what to attribute this to, except the peculiar mode of preparing the "Parvules," as they are so readily dissolved and absorbed after being taken, and in indorsing them I must disclaim any favoritism or sympathy with Homeopathy; a "Parvule" given every hour it will be seen is not Homeopathy, in theory or practice. I usually give two "Parvules" of Calomel every hour until six or seven doses are taken, and the result is the same as with ten grains of the same, without the embarrassing effect. I give four or five "Parvules" of Aloin, the effect is the same as four or five Cathartic Pills, also with the Podophyllin "Parvules;" they will relieve habitual constipation, derangement of the liver and digestive organs, if given, one or two, three times a day.

I have no doubt that every practitioner who will use these "Parvules" will find the same results which convinced me of their importance and convenience. I have no other medicine chest in my daily rounds, than my pocket case of "Parvules."

Yours very truly,

Reaville, N. J.,

GEORGE P. REX, M. D.

## PARVULES.

Small doses for frequent and easy administration.

<p>Acidi Arseniosi.....1-100 gr.  <small>Medical properties—Alterative, Antiperiodic.</small></p> <p>Acidi Salicylici.....1-10 gr.  <small>Med. prop.—Antirheumatic.</small></p> <p>Acidi Tannici.....1-20 gr.  <small>Med. prop.—Astringent.</small></p> <p>Aconiti Rad.....1-20 gr.  <small>Med. prop.—Narcotic, Sudorific.</small></p> <p>Aloin.....1-10 gr.  <small>Med. prop.—A most desirable cathartic.</small></p> <p>Aluminis.....1-10 gr.  <small>Med. prop.—Astringent.</small></p> <p>Ammonii Chloridi.....1-10 gr.  <small>Med. prop.—Diuretic, Stimulant.</small></p> <p>Antimonii et Potass. Tart.....1-100 gr.  <small>Med. prop.—Expectorant, Alterative.</small></p> <p>Arnice Flor.....1-5 gr.  <small>Med. prop.—Narcotic, Stimulant, Diaphoretic.</small></p> <p>Arsenici Iodidi.....1-100 gr.  <small>Med. prop.—Alterative.</small></p> <p>Belladonna Fol.....1-20 gr.  <small>Med. prop.—Narcotic, Diaphoretic, Diuretic.</small></p> <p>Calomel.....1-20 gr.  <small>Med. prop.—Alterative, Purgative.</small></p> <p>Camphora.....1-20 gr.  <small>Med. prop.—Diaphoretic, Carminative.</small></p> <p>Cantharidis.....1-50 gr.  <small>Med. prop.—Diuretic, Stimulant.</small></p> <p>Capsici.....1-20 gr.  <small>Med. prop.—Stimulant and Carminative.</small></p> <p>Cathartic Comp. Official.....1-3 gr.  <small>Med. prop.—Cathartic.</small></p> <p>Cathartic Comp. Improved.....1-3 gr.  <small>Med. prop.—Cathartic.</small></p> <p>Digitalis Fol.....1-20 gr.  <small>Med. prop.—Sedative, Narcotic, Diuretic.</small></p> <p>Boyer's Powder.....1-3 gr.  <small>Med. prop.—Anodyne, Soporific.</small></p> <p>Ergotina.....1-10 gr.  <small>Med. prop.—Emmenagogue, Parturient.</small></p>	<p>Ferri Redacti.....1-10 gr.  <small>Med. prop.—Tonic.</small></p> <p>Gelsemini Rad.....1-50 gr.  <small>Med. prop.—Nervous and Arterial Sedative.</small></p> <p>Hydrarg. Bi-Chlor.....1-100 gr.  <small>Med. prop.—Mercurial, Alterative.</small></p> <p>Hydrarg. cum Creta.....1-10 gr.  <small>Med. prop.—Alterative.</small></p> <p>Hydrarg. Iodid.....1-20 gr.  <small>Med. prop.—Alterative.</small></p> <p>Hydrastin.....1-20 gr.  <small>Med. prop.—Tonic, Astringent.</small></p> <p>Iodoformi.....1-10 gr.  <small>Med. prop.—Alterative.</small></p> <p>Ipecac.....1-50 gr.  <small>Med. prop.—Emetic, Expectorant.</small></p> <p>Morphia Sulph.....1-50 gr.  <small>Med. prop.—Narcotic, Sedative.</small></p> <p>Nucis Vomica.....1-50 gr.  <small>Med. prop.—Tonic, Stimulant.</small></p> <p>Opil.....1-40 gr.  <small>Med. prop.—Narcotic, Sedative, Anodyne.</small></p> <p>Phosphorus.....1-200 gr.  <small>Med. prop.—Nerve Stimulant.</small></p> <p>Piperina.....1-20 gr.  <small>Med. prop.—Tonic, Antiperiodic, Carminative.</small></p> <p>Podophyllini.....1-40 gr.  <small>Med. prop.—Cathartic, Cholagogue.</small></p> <p>Potass. Bromidi.....1-5 gr.  <small>Med. prop.—Alterative, Resolvent.</small></p> <p>Potass. Arsenitis.....1-100 gr.  <small>Med. prop.—Alterative.</small></p> <p>Potass. Nitrat.....1-10 gr.  <small>Med. prop.—Diuretic and Refrigerant.</small></p> <p>Quina Sulphatis.....1-10 gr.  <small>Med. prop.—Tonic, Antiperiodic.</small></p> <p>Santonini.....1-10 gr.  <small>Med. prop.—Anthelmintic.</small></p> <p>Strychnia.....1-100 gr.  <small>Med. prop.—Nerve Stimulant, Tonic.</small></p>
--	---

THE DOSE of any of the Parvules will vary from one to four according to age, or the frequency of their administration. For instance, one Parvule every hour, or two every two hours, or three every three hours, and so on for adults. For children, one three times a day is the minimum dose.

Price, 40 cts. per bottle of 100 each.      Discount for quantities.

with 20 varieties, any selection desired. \$6.00 net  
 " 10 " " " " " 3.60 "  
 " 40 " " " " " " 12.00 "

WM. R. WARNER & CO., Chemists, PHILADELPHIA and NEW YORK.





**WM. R. WARNER & CO.'S**  
**Elegant Medicinal Preparations,**

—FOR—

**PHYSICIANS' PRESCRIPTIONS.**

Dispensed by the Leading Druggists throughout the country.

**ELIXIR CALISAYA. (Warner & Co.)**

This Tonic Elixir, so agreeable to the taste, comprises all the more active principles of Calisaya Bark in their native combination, and derives additional energy from its association with several of the most grateful Aromatic Tonics. It is admirably adapted to convalescents as an effective invigorator and restorative, rapidly improving the appetite and impaired digestion, and contributing much to cheerfulness and buoyancy of mind.

**ELIXIR CALISAYA. (Warner & Co.)**

The Elixir combines the superior tonic properties of Calisaya Bark with those of the Pyrophosphate of Iron, affording a pleasant cordial and antiperiodic. Each dessert spoonful contains 1 gr. of the Iron Salt with 2 grs. of the Extract of Bark. The dose for an adult is a dessertspoonful three times a day, immediately before or after meals.

**ELIXIR PHOSPHATES QUININE, IRON AND STRYCHNIA. (Warner & Co.)**

Each dessertspoonful contains one grain Phos. Quinia, two grains Phos. Iron, and one sixtieth grain of Phos. Strychnia. A powerful general tonic, particularly adapted to cases of Debility and Nervous Prostration. Used with the greatest benefit in Chlorosis, Indigestion, and tendency to Paralysis. Given in doses of one to two teaspoonfuls three times a day.

**SYRUP OF THE HYPOPHOSPHITES COMP. (Warner & Co.)**

Lime, Soda, Potassa and Iron. Dr. Churchill's Remedy for Consumption, Etc.

Each teaspoonful contains 2 grains of the Lime,  $1\frac{1}{2}$  grains of Soda, 1 grain potassa, and two-third grain of the Iron Salt. Dose.—One teaspoonful.

**SYRUP OF THE PHOSPHATES COM. (Warner & Co.)**

Iron, Lime, Soda and Potash. (Chemical Food.)

This Preparation contains the Phosphates in a soluble form, with an excess of Phosphoric Acid. It is an eligible and agreeable method of administering the Phosphates. It is pleasant to the taste, does not derange the digestive organs and assimilates well, furnishing a nutritive tonic, well adapted to enfeebled constitutions. Each teaspoonful contains 1 grain of Phosphate of Iron,  $2\frac{1}{2}$  grains of Phosphate of Lime, and a smaller phosphates of Soda and Potash.

**WINE OF IRON AND BEEF. (Warner & Co.)**

Liebig's Ext. Citrate of Iron and Malaga Wine. Tonic, Nutritive, Stimulant.

This Preparation possesses in the highest degree the valuable properties of its ingredients so combined as to form a pleasant remedy for Debility, Exhaustion, Impoverishment of the Blood, Convalescence, etc. Dose.—One tablespoonful, containing one grain of Citrate Iron and the virtues of one ounce of Beef.

PREPARED BY

**WILLIAM R. WARNER & CO.**

**Wm. R. Warner & Co's Standard Medicinal Preparations**

May be obtained from the following Wholesale Druggists in the Dominion.

KERRY, WATSON & CO.

LYMAN, SONS & CO.

KENNETH, CAMPBELL & CO.

} MONTREAL.

LYMAN BROS. & CO. }

ELLIOT & CO.

} TORONTO.

THE LONDON DRUG CO., LONDON.

R. W. MCCARTHY, ST. JOHN, N. B.

BROWN & WEBB, HALIFAX, N. S.

# THE CANADA LANCET,

A MONTHLY JOURNAL OF

MEDICAL AND SURGICAL SCIENCE,  
CRITICISM AND NEWS.

VOL. XV. TORONTO, JULY, 1883. No. 11.

## Original Communications.

### PASTEUR ON THE ATTENUATION OF VIRUSES.\*

TRANSLATED BY C. W. COVERNTON, M.D., M.R.C.S.,  
TORONTO.

The managing committee, aware that I had the intention of passing the holidays in the Jura, a short railway journey from your beautiful city of Geneva, have had the kindness to invite me to read a paper on the "Attenuation of Virus." I have accepted with readiness, happy to find myself, even for a short time, the guest of a people friendly to France in adversity as in prosperity. Besides I entertained the hope of meeting here with the opponents of my labors in recent years. If congresses are a ground fitted for drawing together and conciliation, they are in the same degree a fitting arena for courteous discussion. We are all animated with a high motive—the motive of progress and truth. You are aware, gentlemen, that our knowledge of viruses has been recently enriched by valuable discoveries which had their origin in the researches that I published in 1880 on the microbe of the disease termed chicken cholera. A virus, when it is represented or constituted by a microbe, may without any marked change in its general morphology be attenuated in its virulence, preserve this in culture, produce germs, and under its new state communicate a passing ailment capable of protecting from the mortal disease peculiar to the action of this virus in its natural state. This most valuable modification may be produced by a simple exposure of the virus to the oxygen of the air. This action of the oxygen is further variable with the temperature at which it operates and with the medium containing the virus and in which it has taken its origin. These facts, first established in

investigating the microbe of chicken cholera, have been extended since to the microbe of charbon or anthrax in a series of studies in which I had for my collaborators M. M. Chamberland and Roux. About the temperature of 16°, as also about that of 43° C. (temperatures which are near to those in which the culture of the bacillus is impossible), this bacillus no longer forms spores in the different broths of culture, fowl broth for example. Its exposure to the contact of the air at these temperatures, particularly at that of 42 and 43, attenuates it progressively from day to day until it has eradicated from it all virulence and soon causes it to perish by rendering it unfit for any culture. The certain proof that it is to the oxygen of the air that we must attribute the attenuation of the microbe of chicken or fowl cholera has been established by a very simple method. It suffices to compare the effects of cultures where oxygen is excluded with those of similar cultures exposed to the influence of the air. These perish in a few months, having passed through different phases of attenuation; whilst the cultures protected from exposure to air in sealed tubes show themselves to be for this microbe very virulent after the lapse of several years. The peculiarities of the bacillus anthracis, or microbe of charbon, differ in many respects from those of the microbe of fowl cholera. The differences are that it lends itself much less easily than its congener to observations of the nature of which I have just spoken concerning the action of the oxygen. That is due to this circumstance, that the microbe of charbon under its form of filaments dies quickly in a tube sealed from the action of the air. The difficulty can be interpreted, and placed still in evidence the influence of the air on the microbe of charbon, by the following artifice. Suppose, to fix the idea, that a broth is seeded, and that it is distributed in closed tubes subsequently placed at a temperature of 42°—43°, and that they are dead in the tubes in six days, which may be easily proved in seeding every day one of the tubes. There is nothing to prevent your making with the culture of the fifth day, on the eve of the death of the closed tubes, a new culture equally protected from the air, which shall be in its turn at 42—43°. If the new culture dies also in six days, a third may be prepared which shall be distributed also in closed tubes, the seeding of which shall be taken from the culture of the

\* Delivered before the Congress at Geneva, Sep. 6th, 1882.

fifth day, and so on in succession. At the same time that we are proceeding with this series of successive cultures *in vacuo*, we prepare parallel cultures in flasks in contact with the air. We will now compare the virulence of the closed tubes with the virulence of the cultures of the same days which have been exposed to the contact of the air. We have established that the virulence of the cultures exposed to the air has become more and more attenuated and cannot produce the death of the cobayes,\* whilst those of the cultures in closed tubes kill. The action of the oxygen of the air in the attenuation of the anthrax or charbon microbe is then equally incontestable with that on the microbe of fowl cholera. The influence of oxygen for the attenuation of the microbe of charbon may be viewed also by a remarkable peculiarity. It is known that M. Toussaint has announced the attenuation of this microbe by the effect of heat alone, and that we can procure by this means vaccinal bacterides; but we have recognized that these bacterides do not preserve in their cultures their produced attenuation. Immediately the first culture of the blood is heated it again becomes virulent and deadly. The bacterides attenuated by oxygen, on the contrary, preserve their attenuation in the cultures. This difference has a greater importance and it is to it in part that we must attribute the difficulty of obtaining charbon vaccinations practically utilizable by the method of M. Toussaint. We do not at all hold the opinion recently advanced to the contrary by M. Chauveau in a note read at the Academy of Sciences. There is at any rate nothing in it the least reliable, sure or regular, whatever precaution may be taken, in the effect of heat on carbonized blood, even when exercised when very thin and at a fixed temperature.

The principal object of the communication that I have the honor to make to you is to furnish new examples of attenuation by the oxygen of the air, and to demonstrate that we have to do with a general method of attenuation of certain viruses. I commence with a microbe which is shown for the first time under circumstances as interesting as curious. I have again had as collaborators in the studies on which I am about addressing you M.M. Chamberland and Roux, and in addition particularly M. Thullier. It is in their name equally with my own

\* Guinea pigs.

that I speak. On the 10th of December, 1880, I was requested by Dr. Lannelongue, surgeon of the Hospital St. Eugène, to visit a poor child of five years seized with hydrophobia. She had been bitten on the face a month previously by a mad dog. Four hours after her death, which happened on the 11th of December, we inoculated two rabbits with mucus from the palate diluted with water. The rabbits died in less than 36 hours. In their blood we recognized a special microbe, cultivable in a state of purity, and from which successive cultures occasioned death to rabbits, their blood always having present the same microbe. The cadaveric lesions consisted in a partial dilatation of the venous system, in a swelling and wine lees redness of the ganglions of the groin, of the arm-pit and of the trachea. This is always hæmorrhagic. A little saliva moistens the lips and runs from their commissure. The lungs, generally œdematous, are sometimes hepatized. At the point of inoculation made under the skin of the bowels in the cellular tissue, this is slightly œdematous and emphysematous. In a trial, when we attempted to discover the moment of the appearance of the virulent organism in the blood, we perceived that nine hours after inoculation the seeded blood cultivated the microbe of the disease, without this being as yet visible by the microscope; but that twelve hours after inoculation it was perceived by the aid of the instrument. The fever appeared at the same time that the microbe was shown; death took place thirty-five hours after inoculation. The temperature only sank to 40° C. two hours before death. The animal weighed 1.920 kilo. at the time of inoculation, 1.730 kilo. at the moment of death, a diminution of 190 grammes in thirty-five hours. The saliva of rabbits dead transmits invariably the disease to other rabbits. Adult guinea-pigs support perfectly inoculation with this microbe, but it kills in two or three days cobayes of some days of age. In pursuing inoculations from cobayes to young cobayes, the virulence is exalted, and we easily arrive at killing cobayes at one, two, three and four months. With the first cobayes the cellular tissue around the point of inoculation shows œdema, bathed with bloody serosity, often thick and gelatiniform; the subjacent muscles are lardaceous, thickened, and purulent. It is remarkable that in proportion to the raising of the number of the

order of the animals inoculated, in successive inoculations the lesions change in character; the gelatinous degeneration of the cellular tissues, the purulence of the subjacent muscles disappear, to be replaced by a pronounced redness of these muscles. In these special conditions of exaltation of virulence, one would expect to see a cobaye die from acute septicæmia. The microscopic organism is found in abundance in the muscles, rarely, on the contrary, in the blood, and often in so small a quantity that it is not always visible to the microscope. There would seem to be a change of habitat of the microbe, in consequence of the augmentation of virulence. Here we have presented a circumstance worthy of interest; while the microbe has been augmented in virulence by passage through cobayes, it shows itself, on the contrary, less efficacious if it is reproduced in rabbits. This is not the only microbe which is thus characterized; we have made known the existence of this microbe to the Academy of Medicine in Paris, the 18th of January, 1881. We have seen then all the benefits that microby may render to etiological medicine. At the same time that we were making a study of this pathogenic microbe, Dr. Maurice Reynaud, of regrettable memory, equally devoted himself with Dr. Lannelongue to experimenting on rabbits with the saliva of the child seized with hydrophobia, as before mentioned, under observation at the Hospital of St. Eugène. Like us, he occasioned the death of the animals inoculated, but purely from a clinical point of observation; leaving aside the possible action of microbes that may have been introduced into the bodies of the rabbits at the same time with the rabic virus, he concluded that it was hydrophobia that he communicated to the rabbits. Until there is proof to the contrary, he said, we believe that it was from true hydrophobia that our rabbits died. M. Galtier has announced that he has transmitted hydrophobia from the dog to the rabbit, and has fixed upon eighteen days as the mean period of the incubation. The rabbits of Dr. Regnaud died much quicker, the mean of the duration between the instant of inoculation and death not being more than forty-five hours. This conclusion was not made as questioning the conclusion of Dr. Reynaud, as his experiences were derived from the transmission of hydrophobia, not from the dog, but from the human being, to the

rabbit; he attributed, therefore, the difference in the period of incubation to that circumstance. Previously, viz., on the 27th of October, 1879, M. Reynaud announced that he had, by inoculations of saliva, transmitted the hydrophobic disease in man to rabbits. This first conclusion was not more exact than that which I have now recorded. It is not that it may be very easy to communicate hydrophobia in man either to the dog or to the rabbit—we have often done it—but already at this time M. Reynaud had only had to deal, to his knowledge, with rabbits dead from this new microbe. Nevertheless, if the rapid death of rabbits in these varied experiments was due to an entirely new microbe, it may be asked whether this microbe had not some hidden relation with the true microbe of hydrophobia. Was it not a strange circumstance, this salivation in our rabbits, and the easy provocation of the disease and of death by their saliva inoculated into healthy rabbits? Besides, was it not very interesting to investigate whether we should find the same virulence in the saliva of the child who died from hydrophobia at St. Eugène, and in the saliva of other people labouring under the disease?

The occasion soon presented itself for clearing up doubt. On the 23rd of February, 1881, M. Percheron, a veterinary surgeon, pointed out to me a child, six years of age, presenting all the symptoms of hydrophobia; she also had been bitten, a month previously, in the face by a mad dog. Her death took place the same day, 23rd February, at four in the afternoon. The next day, on the 24th, a little of the salivary mucus was collected, with which two rabbits were inoculated, one in the cellular tissue of the abdomen by a Pravaz syringe, the other in the face by a lancet. The last presented no symptoms; the first died in three days. Its blood presented in abundance our new microbe with its habitual virulence. At the same time a journeyman blacksmith, aged 49 years, bitten by a mad dog four months and a half previously, died on the 22nd of February at the Hospital La Pitié, under the care of Dr. Brouardel. An hour and a half after his death several rabbits were inoculated with the saliva from his mouth and mucus from the palate. Other rabbits had already been inoculated by the saliva, but taken before death—some hours, and immediately before—by Drs. Brouardel and Beaumetz. Thanks to the kindness of

these enlightened physicians, I was enabled to assure myself that not only the rabbits that I had inoculated, but some of those from whom the virus had been taken, had died from the microbe we are now discussing.

An attentive and prolonged study of the effects of the inoculation of the rabic human saliva in rabbits, enables us to establish three kinds of death: 1st, death from the new microbe; 2nd, death from abundant purulent disorders, with baring or separation of the skin; accidents of the septic order; 3rd, death from madness peculiar to the rabbit. This last has always a very long incubation, and is characterized invariably by paralysis of the limbs, which lasts 24, 48 or 72 hours before death. The aptitude to bite never exists, so to speak, in the rabbit madness—at least I have only seen one instance in hundreds of cases. Death from purulent disorders may take place in a few days or in a few weeks; in this case it is rare that paralysis exists. Death by the new microbe is always rapid unless there exist purulent complications, in which case death may be retarded for several days. To sum up, the saliva of individuals affected with canine madness contains, besides the rabic virus, not characterized as yet by a cultivable microbe, a virus formed by a special microbe that can be easily cultivated, and other microbes capable of producing death by exaggerated production of purulent matter, excessive local disorders, and sometimes of introduction into the blood of common microbes. In the saliva of children who died from hydrophobia the new microbe appears abundantly, and frequently sufficiently so to occasion the death of rabbits with greater rapidity than would be done by rabic virus, or by the microbes that are the occasion of purulent and putrid disorders. This new microbe discovered in the saliva of persons seized with hydrophobia, does it exist only in this sort of saliva? This question naturally presents itself to our mind. It is even the first that must be solved if we seek to assure ourselves of a hidden relation between this microbe and canine madness. As to the case of the new microbe existing in other saliva, it is evident that it would be independent of the rabic virus. From the studies that we have devoted ourselves to, it has resulted that the saliva of adult persons, dying from diverse maladies, did not contain the new microbe, or rather that it has been masked in our experiences by the abundance

of microbes requisite for forming pus; that, on the contrary, the saliva of children dying from diverse diseases has produced death to rabbits by the microbe that we are discussing, and that it has again been found in the saliva of persons in robust health. The new microbe then has no relation with the rabic virus. The microbe of saliva that I have been discussing is the third virulent microbe on which we have tried attenuation by the action of the oxygen of the air; I desire to present it to you; it is as yet unpublished, and very interesting on account of the diverse details of its history. You already know what happens to the cultures of the microbe of fowl cholera when we pass from one culture to that which follows, without placing between these cultures a long interval. The virulence of the second culture reproduces the virulence of the first without appreciable change, and it is the same with successive cultures. It is only when we allow a longer or a shorter time to elapse between two consecutive cultures, that we observe a diminution of virulence. In other words, it would appear that the oxygen of the air has only influence for attenuating a culture provided this is completed; so long as the oxygen is employed for the life, for the acts of nutrition of the microbe, its attenuating influence is not exercised in any very sensible manner; it is not entirely nil, but it escapes ordinary observation. Our microbe of the saliva behaves like the microbe of the cholera of fowls. If you make your cultures succeed each other from twelve to twelve hours you will find in all the cultures the same virulence; that is to say, if we take the rabbit for a criterion of virulence, these animals die as quickly and promptly by the last cultures as by the first. M. Thullier had the patience to make, under these conditions, two series of eighty cultures, and the eightieth killed the rabbits as quickly as the first. To furnish the proof of differences it would have required the sacrifice of a very considerable number of rabbits, or to have operated on animals more refractory to the virus. If we now compare successive cultures, allowing them to remain a longer or a shorter time in contact with the air before passing from one to the other by seeding, the circumstances in some particulars are very different than for those of cholera of fowls; the cultures die quickly. One is surprised to notice that in endeavouring to seed a culture in a fresh broth, most frequently after two or three days of waiting for the

mother culture, there is complete sterility, and the death of a culture occurs all the more rapidly in proportion to the high or low number. A culture seeded directly by the virulent blood lives six to twelve or fifteen days. If with this culture we seed a second culture, with that a third, and so on, we observe a prompt diminution of the duration of life and of the virulence of the cultures; the eighth would live three or four days, whilst the twelfth would live thirty hours, the twenty-fifth twenty-six hours, the forty-eighth and the following from about twenty-two to twenty hours. These cultures inoculated about the end of their life in rabbits do not always kill them, and it is easy then to determine that among rabbits inoculated under those conditions many will afterwards resist virulent inoculations. The disease does not then relapse, at least for a long time; nevertheless the rapidity with which the cultures die renders it very difficult to seize upon the precise moment when the seeding of the culture will give a reliable vaccination. It would be necessary to be able greatly to prolong the duration of the life of the cultures. We arrive at this easily on making a medium of the culture of broth with the blood of the rabbit. The broth most fitting for the culture of the microbe is veal broth. The broth from fowl, rabbit, beef and mutton is unsuitable. Two parts of veal broth and one part of pure blood of the rabbit give, by seeding with virulent blood or with a culture in broth of the same grade, cultures which have up to forty or fifty days of duration. In the last ten days of broth cultures seeded with this blood mixture, a series of graduated virulent cultures are formed, all vaccinal in different degrees. It is altogether the action of the oxygen of the air which modifies the culture and progressively attenuates the virulence. The proof is easy to give by the means I have already illustrated, that is to say, by a comparison of cultures made and preserved and kept in contact with air with those in closed tubes or *in vacuo*. Whilst a culture made and exposed to the air perishes in a few days in veal broth, the same culture made and kept in a closed tube or *in vacuo*, is still virulent after three or four months, perhaps longer. Besides, when death occurs in the closed tubes the virulence is preserved up to the moment of death.

We are thus in possession of three microbes that may be attenuated by the same method, which

contributes besides to the ready preparation of their vaccinal preventives—the microbe of fowl cholera, the microbe of anthrax or charbon, the microbe of saliva, particularly of the saliva of hydrophobics. If I add a fourth to this communication, I think that this new example will suffice to convince you, as I am myself convinced, that a general, rational method, in no ways an empirical one, of attenuating and of preparing many vaccinal antidotes has been found.

(To be continued.)

### ON CANCER OF THE LARYNX.\*

BY G. S. RYERSON, M.D., L.R.C.P.S., ED.,

Surgeon for Eye, Ear and Throat Diseases to the General Hospital and Hospital for Sick Children, Toronto.

I propose, in the following paper, to draw attention to some points of much practical interest in the diagnosis and treatment of malignant disease of the larynx. It has been my lot since commencing practice in Toronto to have had three such cases under observation, and I think that a brief relation of the facts of each case would make a pertinent preface to my remarks.

CASE I.—On Dec. 6, 1880, Mr. A., married, aged 57, an hotelkeeper, came to consult me with regard to a painful affection of the throat. He gave the following history: Father died, aged 49, of consumption; mother at 79, of old age. Three healthy living children; two died in infancy. No relatives on either side had any tumor or growth. He had always been in good health himself; was a moderate drinker and smoker. Had had no scald or injury of the part.

Nine months before coming to me he had a prickling sensation at the root of the tongue—no loss of voice. For last three months the voice has been getting husky; no difficulty in breathing. It came on, he said, after an attack of rheumatism. He is a spare man, and has lost flesh. There is no marked impairment of the general health—feels pretty well, in fact. Denies any specific taint. He has much pain in swallowing. The voice is indistinct, and it is painful to speak. No dyspepsia. Complains much of pain shooting up to the ears. Externally, two enlarged and indurated glands could be felt at the side of the thyro-hyoid mem-

\*Read at the annual meeting of the Ontario Medical Association in Toronto, June, 1888.

brane. The base of the tongue seems thickened and hard. The tongue can only be protruded a short distance, and inclines to the left; it has deep longitudinal furrows. There was not much of the interior of the larynx visible, owing to the drooping over of the epiglottis. Posterior portion of right vocal cord and arytenoid much thickened and reddened. Epiglottis greatly enlarged and hangs over to right, being red and smooth on lingual surface. On the left, a large, unhealthy-looking ulcer, with elevated, everted and sinuous margins. I do not know the ultimate history of this case; I wrote, but received no answer.

CASE II.—This case I saw but once, on June 6th, 1881. It was that of a woman, æt. 67. The throat had been weak and inflamed for years. Had had considerable pain for last two years. Her speech had been affected for 18 months. There was much difficulty in swallowing for about the same length of time. At the time I saw her she had complete loss of voice; was unable to protrude the tongue, and only able to open the mouth about an inch. Swallows with the greatest difficulty, only a teaspoonful at a time. She is literally a walking skeleton, having been formerly very stout. The glands were enlarged and indurated about the hyoid. Much thickening of the lower portion of the pharynx, larynx and base of the tongue. Bluish warty growths were to be seen on the base of the tongue. Larynx disorganised. No family tendency to tumors or growths. Her son informed me, two months later, of her death.

CASE III.—A year ago last January, J. P., a man of 51 years, felt as though something had lodged in his throat. He had slight cough, but no pain. There was gradual increase of difficulty of breathing until I was called to see him, on the 7th of May of last year. He had pain, extending up to the ears, and great dyspnoea. He was unable to lie down, was restless, and had a frequent, weak pulse. I had him removed to the hospital, where I performed tracheotomy, with immediate relief. Patient went off to sleep and slept for nearly twenty hours, awakening much refreshed. The operation I did was Boze's. He began to have difficulty of swallowing about the new year; the voice began to fail about the same time. The glands in the neck were enlarged for about six months. He has considerable pain in the right shoulder. No family history of tumor. He is a moderate smoker, but,

occasionally, an immoderate drinker. No syphilis. General health fair, but is weak from want of food.

*Laryngoscopic exam.*—Epiglottis drawn down and to right; difficult to see into larynx; a rounded reddish-grey mass lies on right ventricular band—it is firm to the feel; bluish-brown patches are to be seen at the base of the tongue as in Case 2. The growth has ulcerated; there is some fetor of the breath, and almost complete loss of voice. The pain in swallowing has increased.

The diagnosis of cancer of the larynx must be made with the laryngoscope. The subjective symptoms, such as pain, dysphagia, dyspnoea, hoarseness, and fetor of breath, may be caused by other diseases. In two of my cases I have observed bluish-brown warty growths or nodules at the base of the tongue. They have appeared late in the disease and in groups on the tongue, and in Case 2 on the fauces as well. I have not seen any account of them in any work at my command. The differential diagnosis between cancer of the larynx and late syphilitic ulceration, particularly the gummatous form, is of considerable importance. I would tabulate them roughly thus:

CANCER.	SYPHILIS.
Age—After 45.	Before 45.
<i>Edge of Ulcer</i> — Defined, infiltrated, hard, everted, and often scalloped.	Less defined, may be excavated and sloughy, not infiltrated or everted; reddened areola.
<i>Pain</i> — Pretty constant, darting up to ears.	Comparatively slight.
<i>Glands</i> — Submaxillary indurated and enlarged.	Same; post-cervical also affected.
<i>Prognosis</i> — Steady, often rapid, resists treatment.	Slow, often stationary, amenable to treatment.
<i>Previous history</i> — Perhaps of irritation.	Chancre, eruptions, &c.
<i>General health</i> — Fair.	Often broken.

Some of these points are liable to considerable variation, as, for instance, in the matter of age. Cancer may occur before 45 and syphilitic ulceration long after that age. The progress, too, of syphilitic ulceration is often very rapid and resists treatment. In many cases iodide of potassium must be given before a definite conclusion can be arrived at. The laryngoscopic appearances vary with the stage. In the early stage they closely resemble those of gumma, and appear as a reddish-grey mass, situated most frequently on one or other

ventricular band, most frequently the right; the epiglottis is also a favorite locality. After ulceration begins the appearances presented are more characteristic. An ulcer with everted, indurated edges, greyish surface, without much depth, and attended by glandular enlargement, must always be regarded with great suspicion and anxiety.

Nearly all varieties of malignant growths attack the larynx, but epithelioma is by far the most common. The prognosis is naturally very grave. It is a curious fact that while cancer of the larynx is sometimes secondary, it rarely leads to secondary deposit in organs or parts other than in its immediate neighborhood. This is readily explainable by the sparsity of glandular or lymphatic connections with other parts. The very late failure of the general health may be explained in the same way. The duration of life with epithelioma is about eighteen months; with encephaloid, three years. Patients often perish suddenly from œdema of the glottis; but where life is prolonged, death occurs by apnoea; or where tracheotomy has been done, by exhaustion. The causation of cancer of the larynx is as obscure as that of cancer in other situations.

*Treatment.*—Relief from pain and discomfort, as well as a modification of the course of the disease, may be obtained by spraying the part twice a day with Dobell's solution, or by insufflating a powder containing morphia, gr.  $\frac{1}{4}$ ; iodoform, gr.  $\frac{1}{2}$ , and a little starch. The powder is best suited to the stage of ulceration. I need hardly mention that everything should be done to keep up the general health. But I wish to lay particular stress upon the value of early tracheotomy. Fauvel, of Paris, tells us that it adds months and even years to the patient's life. In seven cases of encephaloid left to their own course, life lasted for three years; while in eight which were tracheotomized, the average duration of life was three years and nine months. In six cases of epithelioma left to their own course, the mean duration of life was one year and eleven months; while in seven other cases after tracheotomy, life lasted an average of four years. In Case 3 of my own short series, life has already been prolonged for a year, for there can be little doubt that he would have died long since had he not been operated upon. These facts are very striking and merit our earnest attention.

Thyrotomy can hardly be recommended, as the results have been very bad.

Extirpation of the larynx is an operation which has been practised, up to the year 1882, twenty-three times. Of the cases, sixteen were carcinoma, five sarcoma, one perichondritis with necrosis of the cartilages, and one lymphatic granuloma. Of the sixteen carcinoma cases, seven died as a result of the operation, and seven from a recurrence of the disease at from four to ten months after the operation. In one case the operation was entirely successful, and in that case the disease was confined to the box of the larynx, and the operation was done early. Of the five cases of sarcoma one died seven months later of asthenia, while the remaining case of granuloma was successful. Thus we find one case of malignant and five cases of non-malignant disease really cured by this operation. I think we may fairly consider these results brilliant. In all probability the non-malignant cases would have ended in death by apnoea had not this operation been performed.

I am strongly inclined to the opinion that when the disease is confined to the box of the larynx, and before any glandular structures are involved, the operation will prove a success even in malignant disease, and I think that an operation which can save six cases out of twenty-three from almost certain death may justly be regarded as "one of the greatest triumphs of modern surgery."

#### PRIMARY LATERAL SCLEROSIS.\*

BY J. CAMPBELL, M.D., C.M., L.R.C.P., EDIN., ETC.,  
SEAFORTH, ONT.

As primary sclerosis of the lateral columns of the spinal cord is a comparatively new and somewhat rare disease, and believing that I have such a case in my practice, I resolved to report the same, thinking that it would not be without interest to the members of this Association. As you are aware, we are beholden to the observations and investigations of Türck, Charcot, Erb and others, for our limited knowledge of this rare and interesting disease, Türck having given the result of his researches to the world in the year 1856, Charcot in 1865, Erb and others at more

\* (The patient was exhibited and the paper read before the Ontario Medical Association, in Toronto, June 6, 1883.)



recent dates ; but there is still room for scientific research. We will simply report the following case, which we believe to be one of primary lateral sclerosis, and will then leave the subject entirely in your hands.

*History.*—H. B., æt. 36, is by occupation a farmer. He has been married six years ; the father of two children, one aged  $4\frac{1}{2}$ , the other  $1\frac{1}{2}$  years. He was born in Prussia, but came to Canada 27 years ago ; has lived in the county of Huron, Ont., ever since. Has had no previous illness ; met with an accident 10 years ago by falling from a scaffold a distance of 12 feet, the small of the back striking on the edge of a board ; his back was sore for over a week afterwards. In the spring of 1882, while pulling a stick off a pile of wood, he felt a sharp pain in the small of his back. Has always been temperate in liquors ; has had a good appetite all his days. Family history good ; his father is healthy at the age of 65 years, mother 62 years of age and healthy ; one sister died in infancy, the rest are healthy. He is 5 feet 10 inches in height, his average weight being 170 lbs. ; his present weight is 160 lbs. He has moderately broad shoulders, with a somewhat flat breast. His temperament is a mixture of the sanguine and nervous, with a trace of the bilious ; his complexion is fair. He has a somewhat awkward shuffling gait. Has always been a hard worker, and a good deal exposed to wet and cold. Says he has been moderate in venery, and since his illness began has been very cautious in this respect. Says that he cannot stand the cold.

*Present Illness.*—In July, 1882, his wife noticed him twitching in his sleep, and repeatedly awoke him, as she felt alarmed about it. He applied for treatment on the 23rd of Oct., as he felt weak, and was somewhat anxious, as well as annoyed, on account of the twitching continuing. His appetite had now begun to fail. Upon examination found tenderness moderately well marked over the third dorsal and last lumbar vertebræ. The application of hot and cold sponges gave negative results ; electrical contractility appeared to be normal. He had slight symptoms of paresis in the lower limbs, and was easily tired by either standing or walking for any length of time. He also complained of weakness in the upper extremities when he attempted to do any work. When he walked he shuffled his feet along instead of lifting

them lightly from the ground. When his eyes were closed he did not stagger, and presented no symptoms of ataxia. The nutrition of the muscles did not appear to suffer to any appreciable extent ; sensibility was normal. Reflex excitability of the skin was only slightly increased ; the tendon reflexes were greatly exaggerated. The functions of the brain, bladder and rectum were normal ; sexual power was neither increased nor diminished. The most prominent and continuous symptoms were the spasmodic twitchings, spasms, and tremors of the muscles of the legs, and sometimes of those of the abdomen and thorax. These were worse after exertion and excitement, but sometimes occurred after sudden passive movements as well—or even after no movements at all, as during sleep, when the patient would be awakened by them. From the 23rd of Oct. until the middle of Nov., the patient was on Ext. ergot, fld. m. XX. three times a day, with tonics occasionally, as Ferr. et quin. cit. ; also lactopeptine and other remedies to aid the digestive powers. At the same time we recommended a good, substantial, unstimulating diet, with passive exercise in the open air, sponging of the body, followed by friction, and hygienic measures generally. Hot baths to the spine were also recommended, but the suggestion was never acted upon. By the middle of Nov. he was so much improved that he helped his brother to box in a drain. Whether from the cold and wet incident to this occupation or not, he got worse after this, and, as he felt discouraged, the advice of my friend, Dr. Gunn, of Brucefield, was obtained. Dr. Gunn agreed with me as to the nature of the disease, and after consultation, we resolved to put him upon a mixture containing Potass. brom., potass. iodid. and hydrarg. bichlor., with a bitter tincture. This was varied sometimes by substituting Tr. digitalis for calumba or gentian. The doses of the principal ingredients were also increased or diminished from time to time, as the symptoms seem to indicate. After this he greatly improved for a time, but afterwards relapsed, when he would be one week better and another worse ; but on the whole his appetite was rather poor, which told on his general strength. The twitching of the muscles was what alarmed him most ; when this was allayed, as it was under the influence of the medicine, he felt better ; when it returned he felt worse.

About the 20th of April he sought the advice of Dr. Fulton, of Toronto, to whom I addressed a note, stating what my diagnosis was. At the time of his departure for the city he felt somewhat better than he had done at any period during the winter, and consequently felt inclined to delay his visit; but, as I was by no means buoyant as to the future, I urged him to go. Dr. Fulton, after a thorough examination of the patient, verified my diagnosis, as Dr. Gunn had previously done. He recommended that he should be put upon *Ext. ergot. fld. ʒi.*, three times a day, which was done. The result of this treatment, so far as I could discern, was favorable for the space of one month, after which time the twitching began to get worse, and has been getting gradually stronger for the last two weeks. As a rule he sleeps pretty well, but on the evening of the 4th inst. he was awakened by the twitching, which begins below the knees and works upward, to use his own words, until it gets into the body, where he says he feels it shaking the liquid in his stomach. On the evening referred to he says he felt trembling or shaking in the soles of his feet, "just like lightning"—undoubtedly a rhythmical tremor—but it only lasted about two minutes. He does not feel like attempting any work; his appetite, which had improved during the month that he was on the mend, is again impaired. The patient is under close observation, and the progress of the case, either for better or for worse, will be watched by us with that interest which the nature and importance of the disease deserve.

### Reports of Societies.

#### ONTARIO MEDICAL ASSOCIATION.

The third annual meeting of this Association was held in Toronto on the 6th and 7th inst. The attendance of members was fairly good. Dr. J. E. White, Secretary, read the minutes of the last meeting.

A communication was received from Dr. Macdonald, the President, stating that owing to indisposition he would be unable to attend that day. Dr. Richardson, of Toronto, was therefore voted into the chair.

The remainder of the morning's session was

spent in receiving the reports of the Committees on Arrangements, Credentials and Papers and Business.

In the afternoon the chair was occupied by Dr. D. Clark, Vice-President.

Dr. Burt, of Paris, exhibited a patient treated for traumatic tetanus by neurotomy.

Dr. Campbell, of Seaforth, exhibited a case of primary lateral sclerosis.

Dr. McKay, of Woodstock, read a paper on the "Use of *Jaborandi*." He strongly approved of its use in cases of tonsillitis, asthma, scarlet fever, measles, pneumonia, and common colds.

A long discussion ensued, in the course of which the opinion was elicited that the remedy required to be administered with great caution, owing to its tendency to act on the heart and to produce salivation.

Dr. Covernton said that he had given the drug in tonsillitis, but combined with aconite. Benefit had resulted from the treatment.

Dr. Burrows, of Lindsay, read a paper on the "Plaster Wedge in Talipes;" Dr. Wolverton one on "Fatty Diarrhoea;" Dr. Groves, of Fergus, on the removal of an ovarian tumor, and Dr. McNaughton on "Fracture of the Forearm," the latter exhibiting a new splint which restored the radial curve of the arm.

Dr. Clarke, of Kingston, read a paper on "Anomalous Cases of Nervous Disease," and gave a history of one of supposed hystero-epilepsy, which had been successfully treated with carbonate of iron.

Dr. Workman read a paper on "Aphasia."

In the evening Dr. Graham, Toronto, read a paper on "Bacilli Tuberculosis," in which he argued that the position taken by Koch on this subject had been strengthened by the investigations of other pathologists. The questions they as physicians were interested in were: (1.) Can phthisis be diagnosed by means of the presence of bacilli in the sputa? (2.) Has the number of bacilli any relation to the prognosis? (3.) Has the discovery aided us to any extent in the prevention and treatment of this formidable disease? Investigations led to an affirmative answer to the first question. The experiments made by several prominent Berlin physicians showed that bacilli were found in the sputa of patients suffering from phthisis, but they were not found in cases of bronchitis. The general opinion of the London medi-

cal faculty was that bacilli were found in cases of tuberculosis, and in that disease alone, and that they varied in number in proportion to the severity of the disease. The doctor then gave the results of the examination of the sputa of forty patients which he had examined. The conclusions arrived at by the doctor from the experiments were :—(1.) That bacilli are found in the sputa of almost, if not all, cases of phthisis ; it was doubtful if there was any case of active disease in which bacilli would not be found, provided the sputa came from the lungs, and five or six examinations were made. (2.) They were found on the first examination in three-quarters of the cases. (3.) The presence of the bacilli is a positive evidence of the disease. (4.) There are doubtful cases in which the examination of the sputa for the bacilli will be of decided value in arriving at a correct diagnosis. (5.) As to prognosis, it was found that the number was in proportion to the amount and rapidity of the process of destruction. (6.) It might be said as a general rule that in the more chronic cases bacilli were fewer and, he thought, smaller. His experience convinced him of the contagiousness of the disease, of which he gave instances.

Considerable discussion followed the reading of the paper, after which Dr. Strange read a paper on "Acetonæmia," and an adjournment was made till the following day.

#### SECOND DAY.

The Association met at 10.30 a.m., Dr. Clark in the chair in the absence of the President, Dr. Macdonald.

The Secretary read a report by Dr. Battersby, of Port Dover, on a case of "Umbilical Hernia and the Formation of an Artificial Anus."

Dr. Mitchell gave an account of three cases of poisoning which he had recently treated. The first patient had swallowed a large dessert-spoonful of pure carbolic acid. The second patient had taken half a teacupful of Paris green. The third case was one where several persons had taken an infusion of some herb, supposed to be belladonna. The treatment was by sharp emetics and sub-cutaneous injections of morphia and of brandy, with the use of the stomach pump. In the first instance he administered olive oil and sulphate of zinc, and the patient recovered ; the other two cases proved fatal.

At this stage of the proceedings Dr. Macdonald, of Hamilton, the President, entered the room, and amid applause took his seat. He explained that his absence the previous day had been caused by indisposition. He then delivered his annual address. He enumerated the advantages to be derived from the meetings of the Association, both from a social and professional point of view. Ontario being a large province, the members of the Association suffered from isolation, and the reunion brought about by the meetings of the Association tended to bring the members of the profession, who lived at a distance from one another, into closer social relations, and to aid much in removing the feeling of distrust that was supposed to exist in their ranks. The Association also was intended to fill the gap between the Dominion Association and the local organizations of the town and country. He thought that London and Kingston should be visited every year alternately with Toronto by the Association, as such a course would extend the benefits derived from their meetings over the province. He then referred to the question of the attitude to be assumed by the members of the profession towards the homœopaths in consultation. There was not that hostile feeling towards the disciples of Hahnemann in Canada that was felt in the United States, a result owing probably to the terms on which homœopaths were received by the Council of the College of Physicians and Surgeons. But, although there was no hostility, there was no change in the opinion in which the doctrines of Hahnemann were regarded by allopaths. He thought they should do nothing that would throw obstacles in the way of others giving professional aid in cases of urgency where homœopaths were in attendance. He alluded incidentally to the museum proposed to be started by the Association, and mentioned the advantages which would result from such an institution. He had no doubt that the College of Physicians and Surgeons would find the room required for such a museum if it were started. He went on to refer to the communication of the Ontario Christian Women's Temperance Association, in which they asked that the profession should abstain from prescribing alcohol as a therapeutic agent. There was a great difference of opinion as to the value of alcohol as a medicinal agent, and the profession could not, of course, be expected to give an opinion contrary to

their convictions. They all sought, however, to promote among the people habits of sobriety, and would do all in their power to aid the temperance organizations in this object

Dr. Radford, of Galt, showed a patient suffering from chorea, which he had treated without success by the ordinary method. He asked the opinion of the Association.

Dr. Harvey recommended cod-liver oil, maltine, bathing with a solution of Atlantic salt, and friction.

Dr. Zimmerman recommended circumcision if phymosis existed.

Dr. McPhedran presented a case of prurigo which he is treating successfully at present with pilocarpin.

Dr. Ryerson, of Toronto, read a paper on "Cancer of the Larynx," which will be found on another page of this issue.

Dr. Ferguson, of Toronto, read a paper on "Hip-joint Disease."

Dr. Davidson, of Toronto, described what he considered to be a case of superfœtation. The patient was delivered of a foetus about four months old, and another of four weeks old. The catamenia never ceased during pregnancy. There were no signs of decomposition on the foetus four weeks old.

Drs. Cameron and Oldright dissented from the opinion of Dr. Davidson.

The President, Dr. Macdonald, said that the absence of putrefaction was a very strong point in favor of Dr. Davidson's position.

Dr. Cassidy read a paper on "Enteric Fever," which he illustrated by specimens.

Dr. Oldright presented the report of the Committee on Public Health. The report drew attention to the increased public interest in the subject, and recommended that the Government should be petitioned to pass an Act making it compulsory on all municipalities to have a local board of health with a medical health officer. Also, that steps should be taken to provide for more efficient instruction in the public schools on the subject of hygiene. An advance copy on the subject of sewage disposal, issued by the Provincial Board of Health, was submitted.

With regard to a communication received from Mrs. Chisholm, President of the Ontario Women's Christian Association, Dr. Oldright regretted that the time at the disposal of the committee had been too short to return a full report. The Committee,

however, felt free to state that in general the use of intoxicating liquors by healthy persons is injurious, and also that the profession believe that disease is very often due to the use of liquors, and that there is a general feeling that attempts should be made to bring about a more restricted use of alcohol.

The report was adopted with the exception of the clause on temperance, which was referred to a committee consisting of Drs. Barrett, Buchan, Workman, George Wright, and Playter, with instructions to report at the next meeting of the Association.

A resolution was also adopted embodying the recommendation of the committee respecting the establishment of municipal boards of health.

The report of the Committee on Medical Ethics was presented, but there being no time for its discussion, it was referred back to the committee with instructions to bring in a more definite report at the next meeting.

The report of the Committee on Surgery was read by Dr. Oldright, and adopted. It dealt especially with the subjects of recent wounds, the reduction of dislocations, the germ theory of disease, the physiology and pathology of the blood, anti-sepsis and drainage.

The report on Medicine was taken as read.

The Hon. Alex. Morris, M.P.P., who had entered the room a few moments previously, was here invited to the platform by the President, and delivered a short address, in which he referred to the noble and elevating character of the profession of medicine.

The reports on Obstetrics and on Necrology were not forthcoming. The Audit Committee reported verbally that they had examined the Treasurer's books and found them correct.

The Committee on Nominations reported; recommending the following elections for the ensuing year. The report was adopted.

President, Dr. D. Clark, Toronto; 1st Vice-President, Dr. Worthington, Clinton; 2nd Vice-President, Dr. Philp, Brantford; 3rd Vice-President, Dr. Richardson, Toronto; 4th Vice-President, Dr. McGill, Oshawa; Recording Secretary, Dr. White, Toronto; Treasurer, Dr. Graham, Toronto; Corresponding Secretaries, Dr. Graham, Brussels; Dr. McKay, Woodstock; Dr. Cameron, Toronto; Dr. Aylesworth, Collingwood.

The following were added to the Standing Committees :

Credentials, Dr. Davidson, Toronto ; Public Health, Dr. Carney, Windsor ; Legislation, Dr. Digby, Brantford ; By-laws, Dr. C. K. Clarke, Kingston ; Medical Ethics, Dr. Campbell, Seaforth ; Nominations, Dr. Buchan, Toronto.

The report on Ophthalmology and Otolaryngology was taken as read.

The President and Secretary were requested by the Association to memorialize the Medical Council on the subject of a Provincial Medical Museum, and to bring the matter before the Government.

It was decided that the next annual convention of the Association should be held at Hamilton. The meeting then adjourned *sine die* after passing the usual resolutions of thanks and voting the customary honorarium to the Secretary.

In the evening the Association held a conversation, the Royal Academy having placed their exhibition rooms at the disposal of the Association. Between seven and eight hundred people were present. A brief address was delivered by Dr. D. Clark, the President-elect.

Interesting exhibits of pharmaceutical preparations were presented by Messrs. Parke, Davis & Co., Detroit, Mich. ; Maltine and Beef Peptonoids by Mr. Gisborne, representing Reed & Carnrick, of New York ; and fluid extracts, &c., by E. B. Shuttleworth, of Toronto. A variety of surgical instruments were also shown by Messrs. Stevens & Son, and E. A. Smith & Co., Toronto.

#### ONTARIO MEDICAL COUNCIL.

The regular annual meeting of the Medical Council of the College of Physicians and Surgeons of Ontario was opened in Toronto on the 12th ult., the President, Dr. Bray, of Chatham, in the chair.

The election of officers was proceeded with, with the following result :—President, Dr. Logan, Ottawa ; Vice-President, Dr. Day, Trenton ; Registrar, Dr. Pyne ; Treasurer, Dr. Aikins ; Solicitor, Dalton McCarthy, Q.C.

Drs. Burns, Day, and Edwards were appointed a committee on credentials. The committee reported as to the correctness of the certificates of Drs. Campbell and Fenwick.

The following standing committees were appointed :—

Registration—Drs. Rosebrugh, Bergin, J. W. Wright, Vernon, Fenwick, and Grant.

Rules and Regulations—Drs. Spragge, Rosebrugh, J. W. Wright, Grant, and Campbell.

Finance—Drs. Edwards, Allison, McCargow, Day, Henderson, and Douglas.

Printing—Drs. McCammon, Day, Vernon, Burritt and Campbell.

Education—Drs. Lavell, Geikie, McCammon, H. H. Wright, Edwards, Burritt, Husband, Spragge, Williams, Bray, Burns, and Cranston.

Dr. Bray, the retiring President, then read his valedictory, in which he gave a *résumé* of the business that had officially come under his notice during the past year. He had granted stay of proceedings in only three cases. The first was that of a British graduate who had neglected to register while in Europe ; the second, that of a gentleman who failed in two unimportant subjects last year. The information was laid in February, and as he promised to go up in April for his examination, a stay was granted. Since that time he has passed, and is now registered. The third case was that of a Provincial Licentiate who was informed against for using the letters M. D. after his name, and as he was a regular practitioner of many years' standing, and had a perfect right to practice, a stay was granted. He stated he had been applied to in other cases, but refused to interfere. Several applications for permits to practice were refused. With regard to the cases of young men who had failed to pass on certain subjects, and who were absolutely required to work for a living, he suggested that the representative of that division in the Council should be allowed to deal with them. He also suggested that the curriculum for matriculation should be changed. He believed that so long as the Universities accepted the matriculation of a student any time before graduating, the Council should do the same, provided the four-year course had been complied with. As the New British Medical Act was both liberal and comprehensive and proposes reciprocity, he thought that the profession in Ontario, who were the pioneers in raising the standard of medical education on this continent, should agitate for a uniform bill for all the provinces whereby the standard would be the same, so that a man having passed the Coun-

cil of one province could register in another by merely paying the fee. He suggested also that the examinations should be still more practical, which could best be done by having the examiners appointed for five instead of two years.

Mr. Dalton McCarthy's opinion relating to the representation of certain educational institutions in this Province in the Council was next read. It contended that the Western University of London, Ont., was entitled to a representative, and that "Albert College," "College of Regiopolis," Kingston, and the College of Ottawa were not entitled to representation.

The opinion was briefly discussed and was referred to a special committee composed of Drs. Day, Williams and Burritt.

A number of communications and petitions were read and referred to committees.

The Finance Committee reported that the Council property on the corner of Bay and Richmond streets had been valued at \$14,951, and was now offered for sale.

The meeting then adjourned till ten o'clock the following morning.

June 13th, 1883.

The Council met at 10 a.m., the President in the chair.

Dr. Edwards gave notice that he would move, "That on and after June, 1884, every student who presents himself for the final examination must show himself proficient in case-taking."

Dr. H. H. Wright gave notice of a resolution making a summer session compulsory. It was referred to a committee.

Dr. Bray moved the following amendment to the Council regulations, which was considered in committee, reported, and adopted by the Council:—"The annual meeting of the Council shall take place on the second Tuesday of June of each year at Toronto, when the President, or, in his absence, the Vice-President, shall take the chair, until the Committee on Credentials shall have been appointed and reported, and another President shall have been elected."

Dr. Wright's motion for a summer course, and Dr. Edwards' resolution respecting "case-taking," were discussed and submitted to the Committee on Education. During the discussion on the latter, Dr. Geikie pointed out that in the schools in

Toronto every possible effort was being made to secure the teaching spoken of. Dr. Allison advocated cautious action and thorough investigation before adopting a compulsory change of this kind.

Dr. Edwards moved, seconded by Dr. Vernon, that a public prosecutor be appointed for the Council. He referred to the difficulty of prosecuting by the district authorities, inasmuch as they could not proceed quickly enough to procure the arrest of itinerant illegal practitioners.

Dr. Bray favored the appointment of individual prosecutors in each division.

Dr. Allison favored the appointment of one chief prosecutor, with subordinates, and that all the fines go to the informant, the Council not to meet any costs.

Dr. Lavell contended that the Council was not a detective bureau. He thought that if the standard of the profession was raised as steadily as in the past there would be no need of any public prosecutors, and he opposed any such appointments. In reference to the cases of qualified medical men who allowed themselves to be bought up by quacks, he believed that steps should be taken to urge the universities to take away the degrees of such graduates as would thus disgrace their Alma Mater.

Dr. McCammon was opposed to the appointment of a public prosecutor, as until they got a clause added to their Act empowering them to annul the degrees of such registered medical men, no prosecutor would be able to stamp out quackery.

Dr. Geikie thought that perhaps some of the laws might be brought to bear on those people who were, so to say, medical peddlers, who levied blackmail on the public. He thought that outside of these people there were very few quacks in the land compared with parts of the United States.

Dr. Burns thought the Council could not be expected to act as detectives, but that the duty of the Council was to protect legitimate practitioners.

Dr. Grant thought the Government should be asked to place a special tax upon each quack advertisement inserted in the press, and this would be an effective way of putting an end to quack literature. He favoured the appointment of a prosecutor in each section, who would act under instructions from the representative of the Council.

Dr. Burritt opposed the appointment of a public prosecutor.

Dr. Day stated that in the State of Illinois the Medical Board was empowered to annul the license of doctors engaged in unprofessional business. They should take means to obtain similar powers from the Ontario Legislature.

The motion was then submitted and lost.

Dr. Burns gave notice of a motion to change the mode of electing the territorial representatives in the Council.

The Treasurer, Dr. Aikins, presented his annual report, which showed the following:—Receipts from examination fees, \$3,145; registration fees, \$1,642; assessments, \$791; rent of hall, \$25; fines on unlicensed practitioners, \$255; balance in hand, June, 1882, \$1,568; total, \$7,426. The balance now in bank to the credit of the Council, after deducting all expenditures for the last fiscal year, is \$2,163.98. About \$5,000 were due from unpaid assessments. The balance in hand was not sufficient to pay for the expenses of the present session and accounts due. For some years past no payments had been made on the hall. In order to meet prospective outlay it was necessary that steps be taken to enforce the payment of all outstanding assessment fees. The report was referred to the Finance Committee, and subsequently adopted.

The Council then adjourned till ten a.m. tomorrow.

June 14, 1883.

The Council met at 10 a.m. After routine, a discussion arose on the subject of needful amendments to the Medical Act. A motion by Dr. Allison was adopted, ordering the re-appointment of last year's Legislation Committee, with instructions to consider and draft such amendments as may be considered necessary, and to report to the Council next year.

Dr. Edwards presented the report of the Finance Committee, which was adopted. The total assets of the Council are \$25,481, including annual dues uncollected, \$5,318, and buildings and grounds, \$18,000. On the building there is a mortgage of \$6,000. The expenses of the present Council are \$1,300.

Dr. Rosebrugh read the report of the Registration Committee, which was adopted. Several applications for registration were refused.

Dr. Lavell presented the report of the Education

Committee. Most of the petitions from students, including several for supplementary examinations, were refused. Dr. Edwards' resolution concerning clinical "case-taking" was considered, and while the committee appreciated the importance of the suggestions, they recommended no action at present. Dr. Wright's resolution anent a summer session was considered, and the committee, while fully appreciating its desirability, and the relief its establishment would afford to the excessive work of the winter courses, deemed it inadvisable to give it definite shape. The following committee was recommended to review during the recess the curriculum of study endorsed by the Council:—Drs. Fenwick, Lavell, Macdonald, Bray, Bergin, Cranston, and Logan, the travelling expenses of the committee to be paid by the Council.

During the discussion of this subject, Dr. Geikie moved that the report be amended by adding a clause to the effect that the said committee were merely suggestive, it being the fixed policy of the Council not to make any changes in the present excellent curriculum which were not imperatively called for, and that every suggested change should be well and carefully considered before being adopted. The amendment was lost.

The Board of Examiners for 1883-84 is as follows:—Anatomy, descriptive, Dr. J. Fulton, Toronto; Medicine and Pathology, Dr. A. S. Oliver, Kingston; Midwifery, Dr. B. E. Burdett, Belleville; Physiology, Dr. G. A. Tye, Chatham; Surgery, Dr. W. Canniff, Toronto; Chemistry and Toxicology, Dr. M. Barrett, Toronto; Materia Medica and Botany, Dr. W. Dickson, Pembroke; Medical Jurisprudence and Sanitary Science, Dr. W. Nichol, Brantford; Homœopathic Examiner, Dr. C. W. Clark, Aylmer; Medical and Surgical Anatomy, Dr. Eccles, London.

Dr. Day submitted the report of the Committee on Legislation, with regard to the right of certain members to sit at the Council. The Committee had received from the representatives of Albert College, Belleville, and the Ottawa University, sufficient proof of the right of those institutions to representation. Nothing was adduced concerning Regiopolis College. The report was adopted.

The following were appointed as an Executive Committee:—The President, Vice-President, and Dr. Bray.

The Registrar was ordered to address circulars to all practitioners in arrears, to the effect that unless the amount due by them be paid within three months, legal action will be taken.

After passing resolutions of condolence with the families of departed members, and of thanks to the president and officers, and also adopting an address to be presented to the Governor-General and Princess Louise, the Council adjourned.

#### ONTARIO BRANCH MEDICAL ASSOCIATION.

The semi-annual meeting of the North-Western Branch of the Ontario Medical Association was held in Palmerston on the 21st of February.

Dr. Dingman of Listowel reported a case of gangrene which followed tapping a hydrocele. No injection was used; patient was 53 years of age. Twenty-four hours after tapping, found him partially unconscious and apparently suffering severe pain. Temperature  $101^{\circ}$ ; scrotum and penis œdematous. From this point the gangrene spread upwards as far as the left nipple, and half way down the thighs on both sides. Notwithstanding all that could be done he died four days after the operation.

Dr. Graham of Brussels presented a typical case of progressive muscular atrophy. J. W., a farmer, aged 52. Has been healthy up to present attack. Never received any injury excepting a fall from a hay-loft five years ago. Has not had typhoid fever or rheumatism; no lead poisoning; denies syphilis. The first symptoms he noticed last harvest while trying to thrust the knot under the band with his thumb in binding sheaves. His strength is gradually diminishing; has had no fever, no muscular pains; sensation perfect. Temperature of left hand low, feels cold there more readily than elsewhere. Fibrillary twitching is well marked. The muscular atrophy is quite evident in the thenar muscles and interossei. The middle fibres of the trapezius inserted into the spine of the scapula are perceptibly diminishing. Deltoid not yet affected.

Owing to the small attendance due to the snow blockade, the meeting was postponed to the 3rd of May.

Palmerston, May 3rd, 1883.

In the absence of Dr. Stewart, Dr. Yeomans of

Mount Forest was called to the chair. The minutes of last meeting were read and approved.

Dr. Gun of Durham read a very interesting paper on injuries of the brain, accompanied by a report of four cases from his own practice.

Dr. Yeomans reported a severe case of fracture of the skull extending from the foramen spinosum to the auditorius externus, then upward through the squamous portion of the temporal bone, crossing the middle meningeal artery.

Dr. Cotton of Mount Forest read an extremely interesting report on three cases of equinia, which disease, fortunately, is not a very common one. Two of the patients, father and son, were inoculated by the discharges while attending a glandered mare in foaling. The third was supposed to have received the infection while sawing logs drawn by horses affected with the disease. The general symptoms were as follows: chills, vertigo, pains in the head, muscles, joints and bowels, diarrhoea, tongue furred, dry, with brown centre, sordes on teeth, bowels tender and tympanitic, discharges from the bowels frequent, black and very offensive, urine scanty, high temperature, slight delirium. They exhibited the characteristic eruption, about the size of a split pea, hard at first, then becoming pustular or vesicular with a bright inflamed margin. In one case abscesses formed throughout the body. One died comatose; none recovered.

Dr. Stewart of Palmerston reported a case of occlusion of the os at labour occurring in his practice which terminated successfully.

Dr. Graham shewed a number of microscopical specimens amongst which were diphtheritic micrococci.

It was resolved that the next meeting should be held in the same place on the first Thursday in September.

#### NOVA SCOTIA MEDICAL SOCIETY.


The annual meeting of the Nova Scotia Medical Society was held at Truro on the 20th ult. The opening address was delivered by the President, Dr. Slayter, of Halifax. The election of officers for the ensuing year resulted as follows:—President, Dr. J. S. Somers, Halifax; 1st Vice-President, Dr. H. McPherson, Sydney, C.B.; 2nd Vice-President, Dr. Stewart, Pictou; Secretary & Treasurer, Dr. McDonald, Londonderry. Sydney, C. B., was fixed upon as the next place of meeting.



### Selected Articles.

#### JUNKER'S ANÆSTHETIC APPARATUS.

This apparatus, by which an anæsthetic is not only administered economically, but also in regulated dilution, being now much used both in England and elsewhere, Messrs Krohne & Sesemann, Duke-street, makers, give the following description of its construction and method of employment:—The apparatus consists of three main parts: A bottle holding about two ounces, closed by an air-tight fitting top, through which two tubes are made to pass, a long one, connected with a Richardson's bellows, and a short one, connected by means of India-rubber tubing with a vulcanite face-piece. The bottle for holding the anæsthetic fluid is covered with leather, and the lower half is graduated for eight drachms. The face-piece is provided with an inspiratory and an expiratory valve.



When using the apparatus, from four to six drachms of chloroform or bichloride of methylene should be poured into the bottle according to the expected duration of the operation; it is then suspended from a button-hole in the coat of the ad-

ministrator. By each compression of the bellows about 4.33 cubic centimètres of fresh air is forced through the long tube into the fluid, and escapes impregnated with the vapour in proportion to the contents of the bottle, through the short tube into the face-pipe. During the use of this apparatus, fresh air impregnated with fresh narcotic vapour is brought into the face-piece with each compression of the bellows, and if the latter be correctly timed, so as to correspond with each inspiration, the whole of the vapour is inhaled, and on each expiration the exhaled air escapes through the valve and at the edge of the face-piece, so that the patient does not inhale his own breath. The patient has not to breathe through this apparatus as is the case with most inhalers.

It will be noticed, that as the quantity of fluid in the bottle decreases, so does the amount of evaporation, thus a proportionately increasing dilution of the vapour with air is going on from the first. Taking into account that the quantity of air supplied by the bellows with each compression is but from  $\frac{1}{5}$ th to  $\frac{1}{8}$ th part of air required by an adult for one inspiration, the amount of narcotic vapour used in proportion to the quantity of air which enters the face-piece through its valve and sides, is incredibly small. Experience has proved that this small quantity is sufficient to maintain anæsthesia throughout severe and prolonged operations, the administrator having full control over the supply, and no waste of the anæsthetic, so annoying to the operator and the administrator, can occur.

The merits of this apparatus have long been recognised at the Samaritan Free Hospital. It is especially recommended by Sir Spencer Wells in his work *On Ovarian and Uterine Tumours*, page 277. For sixteen years no other apparatus has been employed at that hospital, for the long operations so frequently performed there—*British Med. Journal*.

#### DISLOCATION OF THE HUMERUS REDUCED BY KOCHER'S METHOD.

The following notes in the *London Lancet*, April 14th 1883, Mr. W. Chisholm, house-surgeon, University College Hospital, gives. In the *Lancet* of Nov. 4th, 1882, p. 773, attention was called to a paper on the method of reducing dislocation of the shoulder, read by M. Kocher at the meeting of the International Congress in London. Referring only to the subcoracoid form of the dislocation, M. Kocher directs that for its reduction the surgeon should sit on the left of the patient, then the elbow-joint is to be flexed at a right angle, and the joint firmly pressed against the side of the chest. Next, while the elbow is still held in contact with the body, the arm is to be slowly, gently, and steadily rotated out until firm resistance is encountered;

# **BEEF PEPTONIDS.**

**A Concentrated Powdered Extract of Beef, Partially Digested and Combined with an equal portion of Gluten.**

We have pleasure in presenting, for the consideration of the Medical Profession, "**Beef Peptonoids.**" We consider this product the most valuable that ever emanated from our Laboratory, and we feel confident it will be welcomed by the Profession in all parts of the world.

**Beef Peptonoids** contains *only the nutritious portions* of the beef. It contains *no water*, and *no inert matter* of any kind. We combine the dry Extract of Beef with an equal *portion* of Gluten to prevent a tendency to deliquescence, and in order to present the preparation in a powdered and portable form. It is well known that Gluten is the most nutritious substance found in the Vegetable Kingdom, and in nutritive elements is closely allied to Beef.

Four ounces of **Beef Peptonoids** represents as much nutritive and stimulating properties as forty-eight ounces of the best lean Beef.

Four ounces of **Beef Peptonoids** contains more nutritive elements than ten pounds of any extract made by Liebig's formula, and from four to six times more Albuminoids and Fibrinoids than any Beef Extract ever offered to the Medical Profession.

Our machinery and process for the production of **Beef Peptonoids** are perfectly adapted to the *elimination* of all inert portions of the Beef, and the *retention* of all the nutritive constituents.

**Beef Peptonoids** is *much less expensive than any other preparation in the market, as it contains neither water nor inert matter.*

The favor that **Beef Peptonoids** received at the hands of DRs. AGNEW, HAMILTON, BLISS, REYBURN, WOODWARD, BARNES, etc., the corps of eminent physicians, who employed the preparation with so much advantage in the treatment of the late PRESIDENT GARFIELD, proves conclusively its great value, not only as a food to be taken by the mouth, but also how important an agent it has been found in feeding by the Rectum.

Please refer to the very able article of Dr. D. W. BLISS, in *New York Medical Record*, July, 15th, 1882, in which he so frequently refers to BEEF PEPTONIDS, having been used to so great an advantage not only in the case of the late PRESIDENT GARFIELD, but many others as well.

Great care is exercised in selecting the Beeves, and none except the most healthy and suitable are employed in making our **Beef Peptonoids**.

The use of **Beef Peptonoids** is indicated as follows :

Convalescence from all diseases, Fevers, Pneumonia, Weak Digestion, Diarrhoea, Dysentery, Phthisis, Cholera Infantum, Marasmus Sea Sickness, Excessive use of Alcoholic Stimulants, and in debility resulting from any cause, also per Rectum in all cases where the stomach cannot retain food, and the administration of food per orem is impracticable. Also a valuable adjunct in voyages and camp life.

We will be pleased to have the Profession everywhere test our assertions regarding this preparation, and for that purpose we will be happy to mail a sample to any regular practitioner desiring it; also circulars fully explanatory.


**REED & CARRICK,**

182 Fulton St., NEW YORK.

Canada Branch :

**H. P. GISBORNE,**

10 Colborne St., TORONTO.



## FORMULA.

EACH FLUID DRACHM CONTAINS

5½ grains free Phosphoric Acid ( $\text{PO}_5$ ),  
3 grains Phosphate of Lime ( $3\text{CaO PO}_5$ )  
½ grain Phosphate of Magnes. ( $3\text{MgO 1'O}_5$ )  
1-6 grain Phosphate of Iron ( $\text{Fe}_2 \text{O}_3 \text{PO}_5$ )  
¼ grain Phosphate of Potash ( $3\text{KO, PO}_5$ )

Total amount of Phosphoric Acid in one fluid drachm, free and combined, 7 grains.

It contains no pyrophosphate. or metaphosphate of any base whatever.

# IN MORNING SICKNESS

AND OTHER DISEASES

INCIDENT to PREGNANCY.

The action of the Acid Phosphate upon the system during pregnancy is very effective, the morning sickness being treated with good results ; and where indigestion is a sympathetic trouble, it has been found a valuable and pleasant remedy.

In cases of exhaustion and nervous prostration from lactation, it has been used with excellent results.

During pregnancy the consumption of phosphate of lime is very great ; so that at this period of woman's life, fractures heal, if at all, with great difficulty. The Acid Phosphate supplies the phosphates needed at such times.

Dr. D. T. NELSON, of Chicago, says :—" I find Horsford's Acid Phosphate a pleasant and valuable remedy in indigestion, particularly in pregnant women."

Dr. W. L. ATLEE, of Philadelphia, says : " Having used Horsford's Acid Phosphate very extensively in my practice, which consists mostly of uterine diseases and disorders incident thereto, it is with pleasure I attest my appreciation of its usefulness."

Let the patient put eight or ten drops of Acid Phosphate into half a glass of cold water, and take a sip of it, say a few minutes before rising, or whenever the sickness or nausea is coming on.

It is equally effective in hot water, or tea without milk or sugar, and to some may thus be more palatable. In such cases use the same dilution as above. Some constitutions may need a stronger dilution, which fact experience alone can decide.

PRICES REASONABLE.

Pamphlet giving further particulars mailed free on application to Manufacturers.

Physicians desiring to test it will be furnished a bottle free of expense, except express charges, if they mention  
THE CANADA LANCET.

—Manufactured by the—

## Rumford Chemical Works, Providence, R.I.

SEND FOR DESCRIPTIVE CIRCULARS.



## SELECT MEDICAL OPINIONS.

**Sir HENRY MARSH, Bart., M.D., T.C.D.,**

*Physician in Ordinary to the Queen in Ireland.*

"I have frequently prescribed DR. DE JONGH'S Light-Brown Cod Liver Oil. I consider it to be a very pure Oil, not likely to create disgust, and a therapeutic agent of great value."

**Dr. JONATHAN PEREIRA, F. R. S.,**

*Author of "The Elements of Materia Medica and Therapeutics."*

"It was fitting that the author of the best analysis and investigations into the properties of Cod Liver Oil should himself be the purveyor of this important medicine. I know that no one can be better, and few so well, acquainted with the physical and chemical properties of this medicine as yourself, whom I regard as the highest authority on the subject. The Oil is of the very finest quality, whether considered with reference to its colour, flavour, or chemical properties; and I am satisfied that for medicinal purposes no finer Oil can be procured."

**DR. EDWARD SMITH, F.R.S.,**

*Medical Officer to the Poor-Law Board of Great Britain.*

"We think it a great advantage that there is one kind of Cod Liver Oil which is universally admitted to be genuine—the Light-Brown Oil supplied by Dr. DE JONGH. It has long been our practice, when prescribing the Oil, to recommend this kind, since, amidst so much variety and uncertainty, we have confidence in its genuineness."

**DR. BARLOW,**

*Senior Physician to Guy's Hospital.*

"I have frequently recommended persons consulting me to make use of Dr. DE JONGH'S Cod Liver Oil. I have been well satisfied with its effects, and believe it to be a very pure Oil, well fitted for those cases in which the use of that substance is indicated."

**DR. PROSSER JAMES,**

*Lecturer on Materia Medica and Therapeutics at the London Hospital.*

"I have always recognized your treatise on Cod Liver Oil as the best on the subject, and adopted its conclusion as to the superiority of the Light-Brown over the Pale Oil. I have the less hesitation in expressing myself in this sense, since I am only endorsing the opinion sent to you more than twenty years ago by Dr. Pereira, my illustrious predecessor in the chair of Materia Medica at the London Hospital."

**Sir G. DUNCAN GIBB, Bart., M.D., LL.D.,**

*Physician and Lecturer on Forensic Medicine, Westminster Hospital.*

"The experience of many years has abundantly proved the truth of every word said in favor of Dr. DE JONGH'S Light-Brown Cod Liver Oil by many of our first Physicians and Chemists, thus stamping him as a high authority and an able Chemist whose investigations have remained unquestioned."

**Dr. LETHEBY,**

*Medical Officer of Health and Chief Analyst to the City of London.*

"In all cases I have found Dr. DE JONGH'S Light-Brown Cod Liver Oil possessing the same set of properties, among which the presence of cholalic compounds, and of iodine in a state of organic combination, are the most remarkable. It is, I believe, universally acknowledged that this Oil has great therapeutic power; and, from my investigations, I have no doubt of its being a pure and unadulterated article."

**DR. LANKESTER, F.R.S.,**

*Late Lecturer on Medicine at St. George's Medical School.*

"I consider that the purity and genuineness of this Oil are secured in its preparation by the personal attention of so good a Chemist and intelligent a Physician as Dr. DE JONGH. He has also written the best Medical Treatise on the Oil, with which I am acquainted. Hence I deem the Cod Liver Oil sold under his guarantee to be preferable to any other kind as regards genuineness and medicinal efficacy."

**Dr. BANKS,**

*King's Professor of the Practice of Physic at the University of Dublin.*

"I have in the course of my practice extensively employed Dr. DE JONGH'S Light-Brown Cod Liver Oil, and I have no hesitation in stating that I consider it the best of all the specimens of Oil which have ever come under my notice. The fact that so able and accurate an observer as Dr. DE JONGH subjecting the Oil to careful analysis previous to its exposure for sale, is a sufficient guarantee of its purity and excellence."

**Dr. EDGAR SHEPPARD,**

*Professor of Psychological Medicine, King's College, London.*

"Dr. Sheppard has made extensive use of Dr. DE JONGH'S Light-Brown Cod Liver Oil, and has great pleasure in testifying to its superiority over every other preparation to be met with in this country. It has the rare excellence of being well borne and assimilated by stomachs which reject the ordinary Oils."

DR. DE JONGH'S LIGHT-BROWN COD LIVER OIL is supplied ONLY in bottles sealed with Bett's Patent Capsule impressed on the top with DR. DE JONGH'S Stamp, and on the side with his Signature, and the Signature of ANSAR HARFORD & CO.; and bearing under the wrapper a Label with the same Stamp and Signatures.

**WITHOUT THESE MARKS NONE CAN POSSIBLY BE GENUINE.**

Sold in Imperial Half-Pints, by the Principal Druggists in Canada and the United States.

SOLE CONSIGNEES,

**ANSAR, HARFORD & CO.**  
77 STRAND LONDON.

---

---

# SHUTTLEWORTH'S FLUID EXTRACTS.

STANDARD STRENGTH—OUNCE FOR OUNCE.

---

## FL. EXT. CELERY SEED.

A nerve tonic. An Elixir termed ELIXIR APII CO., containing Celery Seed, Coca Leaves and Damaina Leaves is also prepared and will be found very useful in Nervous Diseases.

---

## FL. EXT. CASCARA SAGRADA.

The high price of this useful remedy for Constipation has, heretofore, stood in the way of the general employment of the drug. The true Bark is, however, now much lower, and the extract has been REDUCED IN PRICE to \$1.50 per lb.

---

## FL. EXT. BERBERIS AQUIFOLIUM.

The price of this Extract has also been reduced to \$1.50 per lb.

---

## FL. EXT. ERGOT.

Every care is taken to keep up the reputation that this Extract has acquired, and it is guaranteed to produce the specific effects of the drug whenever such results are possible.

---

## NEW REMEDIES.

All New Remedies are kept in stock and will be procured as soon as obtainable after their introduction.

---

## LIQUOR CARBONIS DETERGENS.

An eligible solution of Tar for external use, as employed by English dermatologists.

---

## SAPO VIRIDIS.

A medicinal green soap, prepared from pure olive oil, without coloring. Has been employed in the Toronto General Hospital, and by many city physicians. By solution in an equal weight of alcohol, Tinct. Sapo Viride may be produced.

---

## ELIXIR CALISAYA.

A very agreeable tonic containing all the remedial power of the best Cinchona Bark. An excellent quinine vehicle.

Full supplies of my Extracts are kept by druggists generally, but physicians desiring to have them dispensed will much oblige me, and also ensure their orders being carried out, by affixing the initials E. B. S. after the name of the preparation, thus :—

*Ext. Belladonnæ Fl., E.B.S.*

E. B. SHUTTLEWORTH,  
MANUFACTURING CHEMIST,  
TORONTO.

then while this rotation is maintained the arm is to be raised forwards, and a little in, and, lastly, to be rotated in, and the hand brought towards the opposite shoulder. This plan has been tried in six of the cases which have come to University College Hospital during the last five months.

Case 1.—A muscular young adult, with left subcoracoid dislocation. An attempt was made to reduce it with the knee in the axilla, but as this caused much pain the patient was given an anæsthetic. While this was being administered it was decided to give Kocher's method a trial. The patient lying on his back, Mr. Heath flexed the elbow at a right angle, pressed it firmly against the side of the chest, the arm was then rotated outwards, and the head of the bone slipped into the glenoid cavity before the forward movement of the arm was commenced. This case came on just a day before Mr. Heath's expected visit, and was kept so that the students might see it reduced.

Case 2.—An adult female, with right subcoracoid dislocation. This was the first case attempted by this method without an anæsthetic. The patient was seated in a chair, and an attempt was made to reduce the dislocation in the manner described. This was unsuccessful, and the patient was told to lie down on a couch with a view to having an anæsthetic. While in this position and before giving the anæsthetic, another attempt was made at reduction by manipulation, the arm being more firmly pressed to the side. On rotating outwards a little grating was felt, and just as the outward movement of the arm was commenced the head of the bone slipped into the normal position. Patient experienced very little pain.

Case 3.—A young male adult with right subcoracoid dislocation. He said his arm had been "out" before. In this case reduction was effected with the greatest ease without an anæsthetic, patient being seated in a chair; the head of the bone returning to the glenoid cavity at the commencement of the forward movement.

Case 4.—Similar to Case 3, except that there had been no previous dislocation.

Case 5.—A coal-heaver, a muscular man, with a right subglenoid dislocation. Patient was seated in a chair and reduction effected with some trouble, and only after the elbow was very firmly pressed against the side of the chest; at the commencement of the forward movement, the bone slipped into its place.

Case 6.—A male adult, a muscular man, with right subcoracoid dislocation, was seen about noon. He had been drunk the previous night, and did not know how the injury was caused. In this case until an anæsthetic was given the bone could not be disengaged, and the attempt gave very much pain. When the patient was under chloroform reduction was readily effected. In this case the right hand was brought nearly to the opposite shoulder.

Out of six cases five were subcoracoid, and one subglenoid; and though M. Kocher's paper seems only to refer to the former injury, the subglenoid dislocation was reduced by his method without an anæsthetic. Of the five subcoracoid cases three were reduced without an anæsthetic; but in the first case Kocher's method was not tried until the patient was under chloroform. By this manipulation the margins of the rent in the capsule are relaxed, and the rent opened out, thus allowing the head of the bone to slip readily into the glenoid cavity.

## JEFFERSON COLLEGE CLINICS.

### CHRONIC ARTHRITIS OF KNEE.

The following clinic by Dr. R. J. Levis is taken from the *Col. and Clin. Record*, Philadelphia.

This young man, 18 years of age, about ten months ago received a severe injury about the knee by a heavy piece of timber falling across his leg. He subsequently suffered with chronic inflammation of the knee-joint, for which the usual methods of treatment have been pursued in vain.

I find here a good deal of tenderness and stiffness on motion. The limb cannot be entirely straightened. I intend to give him ether, then extend the limb, and apply the actual cautery to the sides of the joint. I know of no other remedy that will have the same effect as the cautery. These patients have generally gone through all the ordinary forms of treatment by blistering, iodine, and other counter-irritants, before they get to this stage. I am now applying the hot iron to the joint, over the condyles and below them, on the outside as well as on the inner side of the joint. It is not worth while to apply the cautery except to do so to the extent of producing complete localized destruction of the integument. I now will attempt to move this joint and break up adhesions, straightening the limb as much as possible.

I find here a good deal of contraction of the ham-string tendons, especially the bicep. This may require a future tenotomy.

To the surface cauterized with iron, I am now applying carbolic acid in concentrated form in order to prevent pain. The benumbing influence of undiluted carbolic acid is so great as to prevent all pain from burning when the effect of the anæsthetic passes off. He shall now have a wet dressing applied around the joint, and a posterior straight splint applied.

### CHRONIC ABSCESS IN THE ABDOMINAL WALL.

This boy is 15 years of age; he comes here on account of superficial enlargement in the left hypochondriac region. I find on the abdominal surface a fluctuating tumor in this position, which he says is tender upon pressure. He has no enlarged

glands behind the neck or elsewhere. This is evidently a cyst; there is fluid of some kind in this swelling. The tumor cannot be made to retire into the abdomen upon pressure, and upon coughing no impulse is communicated; on telling him to rise up without resting on his elbow—thus making the abdominal muscles tense—I find that the growth is freely movable on their surface, and there is no increase in the tension of its contents.

The question is whether it is a simple cyst or connected with the peritoneal cavity? I have just demonstrated that its tension was not increased by increasing the general intra-abdominal tension. I believe, therefore, that it is an independent growth. Using a hypodermic needle I determine its contents to be pus, which we will remove by aspiration through this needle.

#### TUMOR OF NECK

This patient, 28 years of age, says he has had enlarged lymphatic glands in the neck for about five years. They are quite large immediately under the jaw on both sides, and especially on the left side of the neck, where a mass of them form quite a tumor. These are quite hard, the skin overlying them seems healthy.

I am in the habit of treating these enlarged glands with hypodermic injections of alcohol. Formerly I used tincture of iodine, but I believe that I get as much good from the alcohol alone, as from the tincture. The iodine is not a specific, but the injection merely acts as a stimulant; this is all that can be accomplished. About ten drops of undiluted alcohol are usually sufficient for one gland. First fix the tumor, and steady it, then inject the alcohol directly into the middle of it. I have seen the alcohol occasionally produce suppuration, which usually is not to be desired, although it would not be a calamity in this case. These injections can be repeated about twice a week. He had the usual internal treatment with iodine and chloride of ammonium, both of which have failed.

#### CYSTIC THYROID TUMOR.

This man, 60 years of age, presents a large growth over the thyroid gland. It is evidently a cyst, a hygroma, as it is called, probably an enlarged mucous bursa. It moves with the larynx. I will inject carbolic acid as before, in the treatment of hydrocele, after aspirating the cyst. I have added a little water or glycerine to the carbolic acid, for fear it may solidify in the tube and choke it up.

#### ANCHYLOSIS OF KNEE JOINT.

This case you saw recently; it is one we have had under consideration for some time; and it has been the subject of consultation with the staff of the hospital and Professor Gross.

This boy came before you with a very bent limb,

and, moreover, it was considerably shortened. At one time the propriety of performing a partial excision of the bone had been discussed, probably with a view to producing a false joint. I do not know the history of the case; as you see, he has now bony ankylosis at the knee, which is flexed at a right angle.

There is a question here between excision of the knee joint and amputation of the thigh. Probably taking out a wedge-shaped piece of bone from the femur might give us a straighter limb. The other leg is normal, although in walking he is obliged to stoop down, in order to accommodate himself to the deformity. He has never used crutches, but walks in a stooping or squatting posture. We have explained to him the risks of the different forms of operative procedure I have named; I do not think really that there is much less risk in excision than amputation. I would favor removing a wedge-shaped piece from the front of the femur, just above the joint, but, as I have said, I do not believe that the danger is really much less than from amputation. But, after all, I think that he would have a much more useful limb after this operation, than if he had an artificial one, although it would necessarily be a little shorter than the sound limb.

#### NÆVUS MATERNUS.—LITTLE.

The patient I now present to you is about six months old, and has a small vascular tumor on the left side of the forehead. It is, as you see, of about the size of a hickory-nut. Its summit is of a bright-red color, while the outer margins of the tumor seem to be covered with healthy skin. On making pressure upon it with my finger, the swelling almost entirely disappears; and upon removing the pressure, it slowly assumes its former size. This tumor is what is known as a nævus. It is also known under the names of aneurism by anastomosis, or erectile tumor, or angioma. It is a disease of the capillaries. The mass of the tumor is made up of capillary vessels freely connecting with one another. The form here presented is of the cutaneous variety. Upon an examination of the abdomen of the child we find another one of nearly the same character. It does not seem to be as deeply situated, however, for the integument does not form any portion of its covering. It is flatter than the one upon the face and somewhat larger. The surface presents a whitish appearance in several places, as if cicatrization was taking place. These tumors may occur upon any part of the body. They are congenital, and are frequently called mother's marks. When first noticed they are generally very small, but gradually become larger. In a certain number of cases they seem to disappear spontaneously. The one on the abdomen of the child seems to be undergoing this process of cure,

the whitish spots on its surface being indicative of a change. The one on the forehead, however, the mother tells us, is rapidly becoming larger. I have met with a large number of examples of this disease, and I have never failed to cure the cutaneous variety by the introduction of heated needles into the base of the tumor. If the tumor be small, one operation is generally sufficient; in larger tumors several operations may be required before the cure is complete.

I will now proceed to operate upon this case. But, first, as to the needles used. It has always been my practice to employ a shoemaker's awl, which is slightly curved at the point and flattened. Such an instrument is much larger than the needles that are generally used for this purpose by surgeons. My assistant holding the child, I place the head between my knees, face upwards; in this way I have perfect control of its head, and am now ready to proceed. Another of my assistants holds the alcohol lamp at my right side, in which I heat the end of the awl to redness, and then plunge it into the tumor. The manner of introducing the awl is of importance. It should be thrust into the base of the tumor and towards the centre, not into the top. Holding it here a moment, I withdraw it and reheat it preparatory to a second introduction. There is scarcely any bleeding. This procedure is repeated until the entire circuit of the base of the tumor is completed. Please observe that I plunge the awl in at the juncture of the skin with the tumor and push it downwards and inwards. If punctures are made only in the top of the tumor, very little is gained by the operation. You should strive to destroy the vessels at its base. Having completed the circuit, I now make a few punctures in the most prominent part, over the surface of the nœvus. The swelling has now become very much reduced in size. One of the punctures which I have just now made in the surface of the tumor is followed by a free flow of blood almost equal to an arterial jet. A second introduction of the needle fails to arrest the hemorrhage. Under such circumstances, you will find that the best method of arresting the bleeding will be to make firm pressure over the bleeding point with a sponge for a few minutes. This I have never known to fail in stopping it. The needle is introduced at a black heat; that is to say, although it is heated to redness in the flame of the lamp, before you reach the tumor the redness has disappeared. Although the child cried during the operation, it did not seem to be suffering very much, and now that I have completed the operation the patient has ceased crying. No special dressing is required. I generally advise, however, that the part be covered with a light compress, wet with cold water during the first night.

Two weeks later the patient was again brought to the clinic, when it was observed that a decided

change for the better had taken place, the tumor having shrunk to less than one-third its former size. It was much flatter, and the redness over its surface had almost entirely disappeared, except at one or two points. Two or three additional punctures with the hot awl were made, it being introduced as before into the base of the vascular prominences rather than into their summits. It was predicted that the second operation would be all that was necessary to effect a cure, and that only a very slight cicatrix would remain. There are two other ways of heating needles, namely, by means of galvano-cautery and Paquelin's thermo-cautery. The points coming with these apparatuses, however, are larger than the awl I have used, and the apparatuses themselves are clumsy and much more expensive than the simple alcohol lamp and shoemaker's awl.—*Med. News.*

#### SURGICAL EXPEDIENTS IN EMERGENCIES.

At a recent meeting of the Medical Society of the State of Pennsylvania, Dr. R. J. Levis, of Philadelphia, gave an account of some ingenious expedients he had contrived in some of those surgical emergencies in which the skill and readiness of the surgeon are often severely tested. The *Medical News* describes some of these as follows:

In case of an *overdistended bladder*, where prompt relief is necessary and no catheter is at hand, he had taken a piece of bell-wire doubled upon itself so as to form a loop, which was readily passed along the urethral canal into the bladder. In a female a rye-straw might be used, its end being rounded with a little sealing-wax, or the stem of a clay-pipe, as crude substitutes for a catheter. In *phlebotomy*, when a proper lancet is not at hand, an ordinary pocket-knife will answer, provided the vein be held in position by transfixing it with a needle after applying the ordinary bandage.

For *obstinate epistaxis* requiring plugging of the nostril, a piece of sponge to which a string is fastened, is forced through the meatus to the posterior naris, small pieces of sponge are then to be threaded on this cord and pushed in succession into the passage until it is filled; when the danger of hemorrhage is over, they can be removed by reversing the process. Another good method in an emergency is to take a portion of the intestine of a chicken or other small animal, close one end and pass it through the meatus; water or air may now be forced into the portion in the nostril so as to make equable compression. If it is necessary to plug the posterior nares, a slender gum bougie, or a piece of thick catgut ligature may be passed along the floor of the nostril and brought out under the soft palate; a string can then be attached and brought out of the nose in front by



withdrawing the bougie; the sponge can then be employed in the usual manner.

In a case of *bleeding from an intercostal artery* from a homicidal wound, he had succeeded in arresting the hemorrhage by introducing the upper part of an ordinary key into the pleural cavity, then turning it at a right angle, and making pressure upon the vessel. After this had been continued for some hours the bleeding ceased.

A very efficient substitute for the *Esmarch elastic bandage* is a flannel roller cut bias. For dislodging and forcing downward a *foreign body in the œsophagus*, an ordinary carriage or riding whip, knotted sufficiently far from the end to ensure flexibility, may be used.

Good temporary *dressings for fractures* may be extemporized by tearing palm-leaf fans into strips; a more permanent fixed dressing can be made by dipping ordinary sand-paper in hot water, and applying it while soft; it adapts itself to the shape of the limb, but becomes sufficiently strong and rigid afterwards; hard dressings can also be made with starch, or eggs and flour.

In moving a patient with *fractured thigh*, the sound limb may be made into a splint by fastening the legs together. In treating fractures of the femur, complicated apparatus is not necessary; simple extension by weights is all-sufficient, the limb being kept in position by lateral supports or sand-bags. The postural method without splints is to be preferred in all fractures near to joints; fracture of clavicle is best treated by the supine position, with the head slightly elevated.

An ordinary gimlet is an efficient instrument with which to *open the mastoid cells* in case of abscess and threatening cerebral complication. The carpenter's rasp may sometimes replace the trephine in replacing fragments of bone after fracture of the skull.

A rubber tube may be used instead of a syringe in cases of *obstruction of the bowels*, the fluid being injected by hydrostatic pressure.

The substitution for belladonna of stramonium where a mydriatic is needed, and replacing carbolic acid by sulphurous acid as a disinfectant; and the employment of hot water in place of all other styptics, were also mentioned.

#### PRACTICAL POINTS FROM PHILADELPHIA CLINICS.

Dr. Carl Seiler removes polypi from the nasal cavities with the snare, as this causes less bleeding than the polyp-forceps, and touches the galvano-cautery. This prevents the return of the growth, which nothing else will, the doctor having tried iodine, chromic acid, etc. This procedure certainly merits further trial.

Dr. Wharton recommends that superficially situated nævi be cauterized with the strong nitric acid, applied with a glass rod. The resulting slough is followed by a white cicatrix. More extensive nævi call for other treatment.

For catarrhal, or herpetic, or diphtheritic tonsillitis Prof. Pepper recommends, constitutionally absolute rest, large doses of quinine, drop doses of tincture of aconite, and liquid diet, and locally the application of the muriated tincture of iron.

Prof. Tyson often prescribes a mustard plaster prepared with molasses instead of water. For prolonged and mild counter-irritation this acts excellently, as patients often have the plaster on their backs for hours while fulfilling their daily duties. Dr. Tyson also has great faith in jaborandi and its active principle, pilocarpin, in the treatment of uræmia. He considers it *the* remedy for such cases. In Bright's disease and in diabetes the doctor prescribes an exclusive milk diet. He gives only skimmed milk.

Dr. Strawbridge poultices the external ear in the following ingenious manner: He lays the patient's head on the table and fills the external ear with as hot water as can be borne. Over the ear are applied towels soaked in very hot water, the surplus water being drained off by squeezing the soaked towels between dry ones.

For eczematous sores in children and old people Dr. Duhring recommends an ointment of five grains of iodide of lead to the drachm of vaseline.

Dr. Louis A. Duhring recommends for acne, sulphur in some form; preferably the sulphide of calcium internally, and locally the following prescription at bedtime:

R	Sulphuret. potash, . . . . .	ʒ ss,
	Sulphate zinc, . . . . .	ʒ ss,
	Glycerine, . . . . .	ʒ j,
	Alcohol, . . . . .	ʒ ʒ j,
	Water, . . . . .	ʒ ʒ j. M.

Dr. Eilerslie Wallace describes nux vomica as the great invigorator of the sexual organs. He gives the one-half to one-grain dose of the extract of nux vomica three times a day after meals.

Dr. John Ashhurst, Jr., says it is the surgeon's rule for ligation of an artery to cut down over the pulsation of the artery where he feels it. Of course the surgeon should know the anatomy of the parts, as well as the lines for cutting as laid down in the books.

Prof. De Costa says do not aspirate pleuritic effusions as long as no urgent symptoms, such as failure of the heart and symptoms of blood-poisoning, demand it, for the liquid will generally reaccumulate, and the second time it will be purulent. Give iodide of potash and other remedies to promote absorption and to make the kidneys act. For the latter the infusion of juniper and jaborandi inter-

nally, and dry cupping over the region of the kidney will be often of benefit.

Prof. Tyson divides the treatment of acute rheumatism into three kinds to suit different types of cases. Rheumatism occurring in persons of nervous rheumatic temperament who lead a sedentary life but are otherwise well fed and clothed, should be treated by salicylic acid or the salicylate of sodium; twenty grains of the latter every four hours for the first twenty-four or forty-eight hours. Continue the medicine after convalescence is established for some time—about as many days as the disease itself lasted. Rheumatism occurring in obese persons who are free livers and who use malt liquors will be best treated by the alkaline treatment. One and a half drachms of bicarbonate of soda in lemon-juice every four hours for four days, afterward twenty grains three times a day combined with iron and quinine. Rheumatism occurring in anæmic persons who have been under-fed and overworked should be treated with the tincture of iodine. When the types shade into each other give the salicylic acid with the other treatment. The diet should consist of skimmed milk, chicken or mutton soup, beef broth, or other liquid diet. Anodynes and the old "six-weeks-abad" treatment have gone out of date.

Dr. Wm. Goodell, the world-famed gynecologist of the university, recommends:

R Carbolie acid, . . . . . ʒ j,  
Morphine sulphate, . . . . . gr. x,  
Boric acid, . . . . . ʒ ij,  
Vaseline, . . . . . ʒ ij, M.

for pruritus vulvæ, and also the patting of the parts with a sponge soaked in boiling-hot water. This is also a most excellent application for that rawness so often found between the thighs of the newly born.—*Med. Herald.*

#### COMPOUND COMMINUTED FRACTURE OF THE SKULL; TREPHINING.

Dr. A. D. Murray reports the following cases in the London *Lancet*, April 28th, 1883:

On October 26th, 1882, I was called to see H. G.—, a man about thirty-eight years of age, who had been thrown out of a cart. I found him suffering from a downward dislocation of the shoulder and a severe wound of the head. After reducing the dislocation I examined the head, and found that there was an extensive fracture of the parietal bone, a triangular fragment being deeply depressed and driven under the sound bone. From the depression fissures could be felt running downwards for about an inch and a half towards the eye and ear. The man had very slight symptoms of concussion and none of depression; but looking at the amount of depression I resolved to trephine

without waiting for symptoms to come on. The operation was performed in the usual way. A little more than half a circle was removed from the sound bone above the apex of the triangular depressed portion, and after a corner had been removed by means of the saw the piece was easily lifted out; a clot was found under this. The middle meningeal could be seen pulsating at the lower corner, but was uninjured. Some fragments were taken away, the wound dressed with carbolic oil, and washed frequently with carbolic spray. The man made an excellent recovery, never having had a bad symptom.

I think that this case points strongly to the advisability of trephining at once in compound comminuted depressed fracture of the skull, without waiting for symptoms of compression. The operation does not add to the patient's danger, and may, in all probability, be the means of preventing serious complications. I feel sure that had the sharp point of bone remained pressing on the membrane serious irritation would have followed, and that the operation would ultimately have had to be performed under much less favourable circumstances.

PHOSPHATES IN MEDICINE AND SURGERY.—*La Tribune Médicale*, No. 764, contains a very interesting review of the use of phosphate of lime in medicine and surgery. Rachitis, osteomalacia, caries, etc., yield to a course of this remedy, to say nothing of its value in hastening the union of fractures. Twenty years ago Piorry advised its administration to pregnant women from the third month to the end of gestation. He also gave it in phthisis, etc. At that time the remedy was used empirically; to-day we know the *rationale* of its action. It is mainly to Dusart that we owe this latter knowledge. In 1869 he published his exhaustive and satisfactory experiments, which demonstrated:

1st. The presence of phosphate of lime is necessary in the process by which the albuminous material furnished by the food becomes transformed into the tissues of the body.

2nd. The vitality and animal heat in animals are in direct relation with the amount of phosphate of lime contained in their organization.

3d. In case phosphate of lime is not supplied, the tissues draw in their need upon the skeleton, which by consequence suffers, just as the adipose tissue is made to yield the hydro-carbons where these are wanting in the food.

The phosphate is not taken up in the stomach, because it is insoluble, but here is where the labors of Dusart have again come to our aid in giving us the soluble lacto-phosphate of lime.

This salt, administered to infants, causes them to increase remarkably in health and vigor. In rachitis the hospitals of Paris furnish hundreds of cases of its good effects. In one case most marked,

where death was almost impending, the child was restored completely to health by the use of Dusart's syrup of the lacto-phosphate without the administration of any other remedy. Prof. Pacquet, of Lille, as long ago as 1872, spoke of its marked benefit in all cases of malnutrition. He especially accords to it an undoubted value in the treatment of fractures, and enumerates among others a case of fracture of the anatomical neck of the humerus, recovery in thirty-two days; a fracture of the olecranon in eighteen days; two fractures of the thigh, one cured in fifty-two days, the other in fifty-five; fracture of the lower jaw in fifteen days; a compound comminuted fracture of the leg in seventy-two days. He concludes: One has only to compare a series of cases of fractures where the lacto-phosphate of lime has been used with a series in which it has not been used to note a remarkable difference in favor of the salt.—*Cin. Lancet and Clinic.*

**RHEUMATISM AS A NEUROTIC DISEASE.**—In the *Medical News* Dr. Webster Smith communicates an interesting and rare example of a case of acute articular rheumatism occurring in a child two years and a half old. Commenting on the case, the editor observes that Dr. Smith very acutely says that the question of cerebro-spinal meningitis was considered in making up the diagnosis. The joint-changes which ensue in cases of meningitis have been described by Prof. Charcot and others. The late Prof. J. K. Mitchell advocated the neurotic origin of rheumatism, and his son, Dr. Weir Mitchell, has published many observations proving the dependence of joint-changes on spinal and nerve lesions. It is now, indeed, established that changes in the joints, which can not be distinguished from those of acute rheumatism, occur in cases of disease and in lesions of the spinal cord, the membranes, and the nerve-trunks. This admitted, the case of Dr. Smith may be regarded from this point of view. The joint inflammation, the hyperpyrexia, the opisthotonus, and the muscular (choreic) spasms, the whole, concluding with coma, may be regarded as due to a common factor, meningitis. Whether one or the other view be taken, the case admirably illustrates the remarkable correspondence between acute rheumatism and certain spinal affections, and goes far to prove their community of origin. This admitted, acute rheumatism becomes not merely an inflammation of the fibrous tissues, but a neurotic affection.—*Medical Times and Gazette.*

**A READY METHOD OF OBTAINING LOCAL ANÆSTHESIA.**—Dr. Cheize, in *Jour. de Med. et de Chir. Pratique*, says among the difficulties which surgeons in this country frequently encounter, and must promptly overcome, is the paucity of surgical instruments and appliances. The want of a Rich-

ardson atomizer I had recently to supply in the following manner:

A young girl presented herself with inverted toe nails and solicited an immediate operation, *i.e.* extirpation. I imbibed with ether a piece of cotton wadding of the size of five francs, and placed it upon the big toe, and with a common hand bellows I blew on it for a few minutes, until complete evaporation had taken place. I saturated the cotton wadding a second time, and again manipulated the bellows. In less than five minutes anæsthesia was complete. I extirpated the ingrown nail, and applied to the matrix the actual cautery without the patient experiencing the least pain. I had to exhibit the extirpated nail in order to prove to her that the operation was performed. This is an anæsthetizing apparatus of the greatest simplicity, and within reach of any one. Is it new? I do not know. It is certainly very simple. Country practitioners may find it of great value.—*St. Louis Med. and Surg. Jour.*

**ATROPIA FOR EAR-ACHE.**—The *Boston Jour. of Chemistry* says that Dr. A. D. Williams recommends its use as follows:—The solution is to be simply dropped into the painful ear, and allowed to remain there from ten to fifteen minutes. Then it is made to run out by turning the head over, then being wiped with a dry rag. The solution may be warmed to prevent shock. From three to five drops should be used at a time. The strength of the solution must vary according to the age of the child. Under three years one grain to the ounce, and over ten years four grains to the ounce of water. In adults almost any strength may be used. All ages will bear a stronger solution in the ear than in the eye. The application should be repeated as often as may be necessary. Usually a few applications will stop the pain. In acute suppurative inflammation of the middle ear and acute inflammation of the external meatus, atropia will only slightly palliate the suffering, but in the recurring nocturnal ear-aches of children it is practically a specific.—*Med. and Surg. Reporter.*

**SCARLATINAL INOCULATION.**—Dr. Stickler has reported in the *Medical Record* (quoted by the *Cin. Lancet and Clinic*) a number of vaccinations with mucus from the Schneiderian membrane of the horse affected with modified scarlatina. He vaccinated twelve patients who had never had scarlatina with the equine virus, and after all symptoms from that had subsided he injected subcutaneously some "human scarlatinal blood." The vaccinations with the equine virus were all followed with symptoms characteristic of mild scarlatina; the after injections of scarlatinal blood produced no effect whatever. From these experiments he adduces the following points:

"*First*—The safety in using subcutaneously the virus obtained from the horse.

"*Second*—That when this virus is implanted in the human tissues, there follows a local eruption similar to that seen in mild cases of scarlatina.

"*Third*—The system appears to be protected against the action of the human scarlatinal poison after vaccination with the equine virus."

**TREATMENT OF FLOATING KIDNEY BY FIXATION.**—We are informed that Dr. David Newman, of Glasgow, has performed for the first time in this country the operation of nephroraphy. The operation was performed in the following manner: The kidney was exposed by a vertical incision in the right loin, immediately external to the outer edge of the quadratus lumborum, and extending from the lowermost rib to the crest of the ilium; the capsule of the kidney was opened and stitched to the edges of the wound; and two catgut sutures were passed through the cortex of the kidney, the muscles, fascia, and skin, and secured externally by buttons. The patient suffered from severe symptoms, and was treated for several years without success; but since the operation the symptoms have entirely disappeared, and she has now almost recovered from the effects of the operation, which was performed three weeks ago.—*Lou. Medical News.*

**JEQUIRITIC OPHTHALMIA.**—Wecker (*Ann d'Oc.*, Nov.-Dec., 1882) has employed jequirity in a large number of cases of obstinate granular conjunctivitis, and draws the following conclusions:—1. Lotions of infusion of jequirity-seeds produce a purulent ophthalmia of a croupous nature, the intensity of which can be regulated by the number of lotions which are employed, and by the strength of the infusion employed. 2. The cornea runs no risk during the evolution of the jequiritic ophthalmia. In only a single case, in which the ophthalmia was pushed to a veritable diphtheritic aspect, was there produced a circumscribed and transient desquamation of the cornea. 3. The jequiritic ophthalmia rapidly cures the granulations, and, even if reproduced several times, it acts with much less danger and discomfort to the patient than inoculation, for it always disappears, without any treatment, by confining the patient for from eight to twelve days in a darkened room.—*New York Medical Journal.*

**NEW OPERATION FOR SPINA BIFIDA.**—The report of an unusually interesting operation is communicated by A. W. Mayo Robinson in the *British Medical Journal* (March 24). Being obliged to operate early in a child only six days old, the spina bifida being in the lumbar region, and the skin over the swelling being so thin as to threaten rupture, the skin was dissected off and the redundant membranes removed. The serous edges of the borders of the deep wound were brought together

by silk sutures, and over the sac was placed a portion of periosteum obtained from a living rabbit. The operation was successful in closing the opening and in saving the patient, but the bony tissue had not developed from the periosteum up to the time of reporting the case. The fibrous periosteum, however, doubtless strengthened the wall, and so prevented a return of the disorder.

**TREATMENT OF STYES.**—Louis Fitzpatrick, L. R. C.S., in the *Lancet*, says: The local application of tincture of iodine I have found, after many trials, to exert a well-marked influence in checking the growth of the sty. This is by far preferable to nitrate of silver, which makes an unsightly mark, and often fails in its object. The early use of iodine acts as a prompt abortive. To apply it the lids should be held apart by the thumb and index finger of the left hand (or a lid retractor, if such be at hand), while the iodine is painted over the inflamed papilla with a fine camel-hair pencil. The lids should not be allowed to come in contact until the part touched is dry. A few such applications in the twenty-four hours is sufficient, and I have never seen a single instance in which, after this treatment has been resorted to, the sty continued to develop itself.

**RESORCINE AS A LOCAL APPLICATION TO CHANCRES.**—In the January number of the *Annales de Gynecologie* MM. Lebland and Fissiaux report six cases of soft chancre in women treated by the application of resorcine in powder or solution. The formula of the solution recommended is five grammes (75 grains) of resorcine to 20 grammes (5 oz.) of distilled water. The average duration of the six cases under this treatment was twenty-three days, whilst in five cases treated with iodoform the average duration was thirty-eight days. Resorcine is said to cause but slight pain, which usually disappears rapidly. The entire absence of odor gives this drug a great advantage over iodoform, to which indeed the authors consider it in all respects superior as a dressing for soft sores.—*British Medical Journal.*

**RADICAL CURE OF INGUINAL HERNIA BY DISSECTION.**—At the last meeting of the surgical section of the Academy of Medicine, Mr. William Stokes exhibited a patient whom he had operated on by this method for a strangulated inguinal hernia of the left side. The other side had been operated on in Liverpool some time since by the ordinary method, and had failed. Mr. Stokes dissected down to the pillars of the ring and stitched them and the peritoneum together with a piece of catgut. The operation was performed five months ago, and has turned out most successful. Mr. H. Gray Croly exhibited also on the same occasion a patient with inguinal hernia in which the same method was used with a similar result.—*Lancet.*

**INCISION INTO AND DRAINAGE OF THE PERICARDIUM.**—At the meeting of the Royal Medical and Chirurgical Society, on Tuesday evening last, Dr. Samuel West related a successful case of purulent pericarditis, treated by free incision and drainage. It is the first case which has been so treated in this country. The only other recent case on record is the one by Dr. Rosenstein, of Leiden, which was described in these pages two years ago. Dr. West's patient has fully recovered. There is no deformity of the chest, and nothing but a small scar remains to remind the patient of the narrow escape his life has had.—*Med. Times and Gazette.*

**A NEW EDITION OF THE BRITISH PHARMACOPŒIA.**—The General Medical Council have arranged for a new edition of the British Pharmacopœia, to be prepared under its direction by Profs. Redwood, Bentley, and Atfield, at a compensation of £800, this sum to include the cost of any experiments requiring to be made. The pharmacopœia committee recommend considerable changes in chemical nomenclature, in symbol notation, and in the method of representing the quantities of ingredients to be used in the preparation of medicines. They advise the addition of twenty-nine articles, and the omission of three.

**SALICYLIC ACID IN RHEUMATISM AND TYPHOID FEVER.**—In the course of a case of rheumatism in a child, related by Dr. J. P. Thomas, of Pembroke, Ky., in the *Louisville Med. News*, March 31, 1883, the author states that the following formula has proved to have so many advantages that he urges the profession to give it a trial:

R. Acid salicylic, . . . . . ʒ ss.  
Potass. acetat., . . . . . ʒ ij.  
Syr. limonis, . . . . . ʒ ij.  
Aquæ aromatic., . . . . . ʒ iv.

M.—The usual dose for adults in rheumatism or typhoid fever, one tablespoonful every two or three hours, largely diluted with water.—*Med. and Surg. Reporter.*

**FELINE TEST FOR DEFECTIVE SEWER PIPES.**—Cats have a great fondness for the odor of valerian. So an ingenious Boston woman, suspecting some defective pipes, borrowed two cats and shut them up in the suspected room; then, having purchased some oil of valerian, poured it into the highest basin in the house, and proceeded down stairs to watch the result. She was gratified to find both manifesting a preference for a certain spot in a closet near which a waste-pipe ran; and here, on further inspection, a complete separation of the pipe was discovered.

**THE TREATMENT OF OBSTINATE NEURALGIA.**—M. Verneuil, in a communication to the Surgical

Society of Paris (*Le Prog. Med.*, No. 49, 1882), referring to the surgical treatment of obstinate neuralgia, said that all therapeutic resources should be exhausted before surgical interference was undertaken. He recalled a case which was cured by hyoscyamin, after resection of all the ends of nerves and even amputation had failed to give relief.—*Med. Record.*

IT is said of a talented (?) physician of Cincinnati that the only trouble he ever experienced in the introduction of the catheter in the female was that it was so apt to hitch against the prostate gland. He is inventing an instrument to overcome the difficulty. This is only equalled by the medical man in England who advertised a book on disease of the prostate gland in both sexes.

**AN ANTIDOTE FOR PILOCARPIN.**—Dr. Frommuller, of St. Petersburg, states that the symptoms of poisoning produced by the injection of gr. ½ of hydrochlorate of pilocarpin, disappeared within two minutes after the injection of gr. ½ of hydrochlorate of homatropin, the pulse, which had previously been at 120, falling to 80. This is not an isolated case.

**FOTHERGILL'S COUGH MIXTURE.**—Dr. J. Milner Fothergill, of London, considers the following a most elegant and palatable cough mixture:

R. Syr. Scillæ..... ʒi  
Acid. Hydrobrom. dil.....  
Spts. Chloroformi aa..... ʒss  
Aquæ..... ʒj—M.

**CITRIC ACID IN FROST-BITE.**—Lapatin, a Russian surgeon, who has had considerable experience in the treatment of frost-bites among the troops in the last Turkish war, says that a mixture of equal parts of dilute citric acid and peppermint-water is an effectual cure for frost-bite.

**TREATMENT OF STYES.**—For hordeolum Dr. David Webster has used calcium sulphide, a granule (gr. ʳ⁄ᵒ each) each hour until ten have been taken, repeated daily, with marked benefit.—*Archives of Medicine*, February.

**BACTERIA** are best destroyed by a solution of bichloride of mercury (1 part in 10,000). This has been used successfully as an injection in gonorrhœa.

“Alcohol,” said the professor, “has killed more people than yellow fever.” “That is true,” said the somewhat bibulous student; “but that is only because more have taken it.”

**DR. DRINK**, the author of the surgeon's “*Vade Mecum*,” died on the 15th ult., at the age of 68 years.

# THE CANADA LANCET.

A Monthly Journal of Medical and Surgical Science  
Criticism and News.

Communications solicited on all Medical and Scientific subjects, and also Reports of Cases occurring in practice. Advertisements inserted on the most liberal terms. All Letters and Communications to be addressed to the "Editor Canada Lancet," Toronto.

AGENTS.—DAWSON BROS., Montreal; J. & A. McMILLAN, St. John, N. B.; GEO. STREET & CO., 30 Cornhill, London, Eng.; M. H. MAHER, 16 Rue de la Grange Bateliere, Paris.

TORONTO, JULY, 1883.

The LANCET has the largest circulation of any Medical Journal in Canada.

## PRESCRIBING BY ROTE.

Dr. Lionel Beale, in his very excellent little volume "On Slight Ailments," laments the falling off among the younger generation of practitioners in the art of prescribing. "I have often heard the remark," he says, "that our predecessors knew more about the treatment of disease than we of this generation do. There is some truth in this; and I am sure that many old practitioners now living are more successful in relieving the aches and pains of their patients than some of the young ones, who may, nevertheless, have a far more intimate knowledge of the diagnosis of obscure forms of disease and of the minute pathological changes which have damaged tissues and organs." Every observant medical man must frequently have had the opportunity, either in his own case when commencing practice, or in that of his younger brethren, of verifying the correctness of Dr. Beale's remarks. Those holding positions on the teaching staffs of our medical schools will more particularly have had occasion to note this. It is not that there is any general decrease among students in abstract knowledge of the principles of therapeutics or of the action, doses and incompatibilities of medicines. But there does seem to be an inability to apply those principles to the practical treatment of disease in its varied forms.

With reference to the cause of this deterioration which Dr. Beale bewails, we would remark that it is certainly not the teaching that is at fault, for we know that the tendency of the age is to make this as thorough and as practical as possible. It is

not, we believe, any failure of application on the part of the students, for we are assured that the standard of the classes is steadily rising year by year. We think Dr. Beale himself, though all unconsciously, gives us a clue to the source of the mischief. A few lines below the passage just quoted, he tells his class that "it will be well for them to take notes of prescriptions." Now, as a matter of fact, this is the very thing that is overdone. We are very far from deprecating the practice of taking notes. Nothing tends so much to concentrate the student's attention, to arouse his interest, to form his mind and to impress important facts indelibly upon his memory, as judicious note-taking during his attendance upon didactic and clinical courses. But there are two ways of taking notes, as there are of doing everything else, and we are disposed to believe that to the practice of indiscriminately cramming a note-book with formulæ, is to be traced much of the inaptitude for extemporary prescribing that many newly graduated practitioners find such a serious stumbling-block in the path of their profession. Among a certain class of students—by no means a small one—there seems to be a race who shall amass the largest collection of prescriptions. It is the same story in the lecture-room, the dispensary and the hospital clinic. Every lecturer on medical subjects must have remarked, with more or less amusement, that in order to galvanize into life a sleepy and inattentive class, nothing is so effectual as the judicious interpolation of an occasional prescription. No sooner is the cabalistic  $\mathcal{R}$  written on the blackboard, than there is a general stirring up of the dry bones; the sleepy become alert, the inattentive interested; note-books and scraps of paper are drawn from their recesses, and down goes the formula, to be preserved intact and inviolable as the laws of the Medes and Persians "for future reference." The same thing occurs at the indoor clinic, while the dispensary prescription book is ransacked by the unfortunate victims of this *prescriptionum sacra fames*.

Now all this would be well enough did it go no further; but unfortunately the prescription collector is apt to place too much dependence upon his collection for the future treatment of his prospective patients. His collection book is his sheet anchor; without it he is lost; with it he is prepared to cope with every disease known to science

—by name. This is not as it should be. It would be as reasonable for a student to expect to become a skilled geometrician by getting up his Euclid "by heart," as to hope to become a successful practitioner by blindly relying upon stereotyped formulæ. It is destructive of all self-reliance; it is fatal to anything like an intelligent appreciation of the value of symptomatology; in means, in how many cases, material death to the patient and moral dissolution to the practitioner. The blind worshipper of the fetish of formula has his own pet prescription for every malady under the sun. He has been aptly likened to an unskilful archer with a quiverful of arrows which he does not know how to use; he draws his bow at a venture, and if the shaft chance to hit the mark, it is as much by good fortune as anything else. It matters not to him what are the conditions of the case. He prescribes for the name of the disease, not the symptoms. He is like Shakespeare's courtier in his narrow-mindedness,—

"Telling me the sovereign'st thing on earth  
"Was parmaceti for an inward bruise."

Of course this state of things cannot last for ever. The young practitioner, if he possess a molecule of sense, soon perceives that if he would achieve success he must do something more than treat the mere name of the disease. But by the time he has reached this sage conclusion the question arises, how much damage has he done—to his own reputation no less than to his patients' health. How much disappointment and humiliation might he not have spared himself, had he, during his student days, devoted less time to the acquisition of prescriptive formulæ, and more to the study of the *rationale* of therapeutics, of the adaptation of certain remedies to certain conditions, apart from the mere nomenclature of disease, and of the harmonious blending of drugs into safe and efficient combinations, wherein every symptom is considered and every individual item has its *raison d'être*. We hear a good deal now-a-days about practical work in the medical schools. Its importance as a factor in professional training is now generally recognized, more especially in connection with the clinical study of disease. It is not too much to hope that its sister art, that of prescriptions and prescribing, will soon receive the recognition it deserves. The two should go hand-in-hand, intelligent recognition with intelligent treatment of the ever-varying forms of disease.

#### ONTARIO MEDICAL COUNCIL.

The meeting of the Ontario Medical Council, the report of which will be found in another column, was this year unusually brief, yet some important matters were under discussion, and duly considered, both in council and committee. In the election of President, the Council did an act of justice to the Homœopathic members for which they are to be commended, for so long as these gentlemen are associated in the carrying out of the act for the general good, they should not be debarred by reason of any difference of opinion as to practice, from the honors the Council has at its disposal. Dr. Logan is a worthy representative of the Homœopathic body, and we feel assured will do credit to the position to which he has been unanimously elected by his confrères. We are also very much pleased to observe the wise discretion exercised by the Council in refraining from making any radical changes in the curriculum, until they are seen to be imperative. We well remember in times past, the frequent and annoying changes in the curriculum from year to year, until the announcement was so complicated that no one understood it, and students were never sure what the next turn of the kaleidoscope might reveal. In consequence many of them gave up in despair and went abroad to seek in another way the necessary qualification to enable them to practise in Ontario. Instead of making any hastily considered changes, a committee was appointed to carefully consider the changes (if any) imperatively required, and report at the next meeting of the Council. Much as we would have liked to have had attendance upon a "summer session" made compulsory, we think the Council acted wisely in carefully considering the matter before putting any additional burden upon the students. The proposal, also, to return to the system of annual examinations, once more received its quietus, and we trust it will not again be brought forward. The division of the examinations into primary and final is found in practice to work well and is a sufficient guarantee both to the profession and the public. We trust therefore that no change in this direction will be entertained by the Council.

With reference to the regulation suggested by Dr. Edwards in regard to "case-taking," which proposes that a case in medicine and another in

surgery shall be written out in detail and sent to the examiner by candidates for the licence, we consider it too cumbersome and of little practical value. The proposed regulation is somewhat similar to that which requires all candidates for the degree of doctor of medicine to write a thesis, a requirement which is now being discontinued by most universities. All such evidences of qualification are worthless, for the simple reason that they are for the most part copied from books, and even in some cases written for the candidates by proxy, and so would it be in reference to "case-taking." A much better guarantee of experience in clinical work would be to exact from each candidate for the final examination a certificate, duly signed, of having acted as clinical clerk and surgical dresser in some general hospital for a period of not less than three months.

The subject of appointing a public prosecutor by the Council was again up for discussion, but the proposal was not entertained. The appointment of a public prosecutor, much as it would gratify many members of the college, would involve the Council in considerable trouble and entail an expense which, it is needless to say, it is not at present in a position to incur. Besides, it is useless to endeavor to purge the community of unlicensed quacks, while licensed quacks—members of the college—are permitted, from want of proper legislation, to prostitute their high calling, for filthy lucre and for the benefit of a set of impudent peddling Yankee charlatans. A committee was appointed to draft amendments to the Medical Act, and we trust a clause will be inserted which will in some measure put a stop to these disgraceful proceedings on the part of those hirelings, who are, by their mean and mercenary actions, bringing into disgrace an honorable profession.

---

#### AMERICAN MEDICAL ASSOCIATION.

The thirty-fourth annual meeting of the American Medical Association was held at Cleveland, O., on the 5th, 6th, 7th and 8th ult. The President, John L. Atlee, M.D., of Lancaster, Pa., occupied the chair. Three Canadian members of the profession, viz., Drs. Osler and Roddick, of Montreal, and Dr. Harrison, of Selkirk, were present and were invited to seats on the platform. Considerable interest was

manifested with reference to the subject of the Code of Medical Ethics, especially concerning consultation with homœopaths; but few were prepared for what actually took place. We are told that it was "evident that the feeling in favor of retaining intact the time-honored code of the Association was so universal, that it was useless to discuss the subject, and the strength of this feeling was indicated by the dignified silence which was almost universally maintained with regard to it." The truth of the matter is, that every delegate, before registering, was required to sign a blank form of acknowledgment of his adhesion to the Association's code. This amply accounts for the "dignified silence"; but we believe this attempt at coercion on the part of the Association will be followed by a reaction, which will have the direct opposite effect of what was intended. We are not prepared to subscribe to the wisdom of the Association's decision on this question, for, to our mind, it savors too much of that ill-advised, petty persecution which in all cases fails to suppress the persecuted, and in many actually contributes to their ultimate success. This has, as a matter of fact, been the case with the followers of Hahnemann, who owe not a little of their progress to the ill-judged, hostile attentions of the regular school. Quiet indifference would have been by far the better policy.

In regard to the proceedings of the Association, many interesting and valuable papers were read on a variety of subjects in the various sections, and were discussed with vigor and earnestness and with a view to their practical bearing. Dr. J. H. Hollister, of Illinois, delivered the address on Medicine; Dr. J. K. Bartlett, of Wisconsin, that on Obstetrics; and Dr. W. F. Peck, of Davenport, Ia., that on Surgery. The report of the committee on the proposed journal was adopted without much discussion, the general feeling being apparently in favor, at all events, of a year's trial of the new plan. Over two thousand pledged subscriptions have been obtained, indicating an annual revenue of \$12,500. Dr. N. S. Davis, of Chicago, will be the editor. Dr. Austin Flint, sr., of New York, was chosen President of the Association; and Washington was selected as the next place of meeting, on the first Tuesday in May, 1884.



## ONTARIO MEDICAL ASSOCIATION.

The meeting of the above association was held in Toronto on the 6th and 7th ult. and was well attended. The very limited time, viz.: two days, was hardly sufficient to enable the association to get through with the rather large number of papers presented. The result was an undue haste in some cases, where a little more time and attention should have been bestowed. Some papers of ordinary merit occupied much longer time in reading than was intended, while others of superior merit were either postponed beyond their order of precedence, or crowded out altogether. Some of the members also who brought patients with them, received scant attention, and in one instance the case was hurried through with almost indecent haste, and, although wholly unintentional, the gentleman presenting the patient received very little consideration for his kindness. As a rule too little time was allowed for discussion, and only a few seemed desirous of availing themselves of the small opportunity offered. One or two incidents occurred which it is scarcely worth while to refer to, except to avoid a repetition of them at some future meeting. We allude to the absence of the usual courtesy shown to the retiring president and ex-president, and in this case we might almost say, the founders of the association, in not inviting them to seats on the platform, or nominating either of them to the chair in the absence of the president. Of course we cannot but think, nay we feel assured, that this was purely an oversight; but it was none the less chilling. When it was announced that the association had decided to meet next year in Hamilton, some one remarked that he thought it should go east and learn a little of that *suaviter in modo* which is so characteristic of our confrères in the sister province of Quebec.

It was a source of regret to all that the president (Dr. Macdonald, of Hamilton) was prevented through illness from presiding during the first day of the meeting, and on the afternoon of the second day he was obliged to leave the chair before the close of the meeting, in order to take the train for Quebec, where he sailed for a holiday trip to Europe. He carries with him the best wishes of the Association for his future welfare and happiness.

INSTANTANEOUS LIGHT.—The *Boston Transcript* of Dec. 30, describes a unique apparatus manufac-

tured by the Portable Electric Light Co., 22 Water Street, Boston. It occupies the space of only five square inches and weighs but five pounds, and can be carried with ease. The light, or more properly lighter, requires no extra power, wires or connections, and is so constructed that any part can be replaced at small cost. The chemicals are placed in a glass retort; a carbon and zinc apparatus, with a spiral platinum attachment, is then adjusted so as to form a battery, and the light is ready. The pressure on a little knob produces an electric current by which the spiral of platinum is heated to incandescence. The usefulness of the apparatus and the low price (\$5) will no doubt result in its general adoption. Some of the prominent business men of the State are identified with this enterprise. In addition to its use as a lighter the apparatus can also be used in connection with a burglar alarm and galvanic battery.

RHEUMATIC ENDOCARDITIS.—Dr. MacLagan complains in the *British Medical Journal* that his treatment of this disease by moderately large and frequently repeated doses of salicin has not received a fair trial, and that therefore those who denounce his method as a failure do so unjustly. He insists that the alkaloid—not the salicylate—should be given in doses of from 20 to 40 grains every hour for six hours, or until pain is relieved (which it generally is within that time), and that the same dose should then be given every hour till the pain is gone and the temperature falls to the normal, which usually happens within 24 hours. He gives the preference to salicin, not because he regards it as superior to the salicylate of soda as an anti-rheumatic, but because it may be given in large and frequent doses without causing such disturbance of the system as not unfrequently follows the use of the salicylate and necessitates its suspension.

ENLARGED BRONCHIAL GLANDS.—Prof. Wm. Pepper presented a case at one of his clinics, at the University Hospital, of enlargement of the lymphatic glands surrounding the right bronchus. The symptoms were dullness on percussion, diminished bronchial respiratory murmur on auscultation, pain over the region when the patient was in the recumbent posture, and a scrofulous diathesis. Heart sounds were normal, and the lungs

were healthy. Prof. Pepper prescribed blisters on the back over the seat of the trouble, and the following prescription to be taken internally :

R. Hydrarg perchlor ..... gr. j ;  
Chlor. ferri ..... gr. ij ;  
Glycerini..... ʒ vj.

Sig.—A teaspoonful diluted with water three times a day after meals.

**PERSISTENT HICCOUGH.**—The following are some of the remedies recommended by correspondents in a recent number of the *Lancet* for the relief of singultus: Hypodermic injection of morphia; laudanum and chloroform rubbed in along the course of the phrenic nerve; spinal ice-bag; hot compresses to the spine; ten minims of tincture of opium every four hours; hyoscyamine, arseniate of strychnine  $aa$   $\frac{1}{10}$  gr, bromhydrate of cicutine  $\frac{1}{10}$  gr. every half hour until relieved; ether sulph., vin. ipecac., tr. digitalis,  $aa$  ʒss., magnesia sulph. ʒij., chloroform water to six ounces—two tablespoonfuls every four hours; infusion of mustard seed; inhalation of chloroform, ether, or amyl nitrite.

**BRITISH MEDICAL ASSOCIATION.**—The fifty-first annual meeting of the British Medical Association is to be held in Liverpool on July 31st and three following days, under the presidency of Dr. A. T. H. Waters. The address in Surgery will be delivered by Reginald Harrison, F.R.C.S.; and the address in Pathology by Dr. C. Creighton.

The general secretary, in the *Brit. Med. Jour.* of May 26, gives the following as the strength of the Association:—30 branches, with a membership of 6,275 and an unattached membership of 3,141, including 199 foreign and colonial members, giving a grand total of 7,416 members. This constitutes the most widely diffused and powerful medical organization in the world.

**REMOVALS.**—Dr. Sharp, of Woodstock, N. B., has removed to Minneapolis, Minn. The following resolution respecting his removal was passed by the Carleton Medical Association:

*Resolved*,—That the President and members of the Carleton County Medical Society have heard with much regret of the intended removal of Dr. Sharp from Woodstock, and desire to express to him the high esteem which they have always felt for him, both as a man, a fellow practitioner and a member of this society. Wishing him and his family a hearty God's speed, they would fain hope that wherever in

future his lot may be cast, his skill as a physician, and his character as a gentleman, may meet with that full appreciation which they deserve, and which they always have met with in this community.

Dr. Sprague, of Hartland, has removed to Woodstock, N.B. Dr. Rollins, of Crediton, has removed to Exeter, Ont., and Dr. Nasmith from Dashwood to Crediton.

**WEATHER AND SKIN DISEASE.**—Dr. Stelwagon, of Philadelphia, in an analysis of 2,000 consecutive cases of skin disease, of which a detailed report appears in the *Philad. Med. Times*, points out that skin diseases are much commonest in the spring season—March, April and May, the preponderance being in the order named. He says the explanation of this may be found in the fact that at this season of the year, especially during March and April, the weather is apt to be damp and windy, with sudden changes of temperature. He thinks, moreover, that the skin, having been subjected to the prolonged cold of winter, is weakened, and therefore more susceptible to disease.

**CANADIANS ABROAD.**—Drs. J. A. Hunter and E. G. Knill, Ontario; and T. Bairston, Halifax, have passed their final examinations and been admitted members (double qualification) of the Royal College of Physicians and Surgeons, Edin., and Dr. C. A. S. Gordon has passed the primary in the same institution.

Drs. Reuben Levi (McGill), and H. Mickle (Toronto), have passed the Royal College of Surgeons, Eng., and received the diploma, and Dr. R. J. Bliss Howard (McGill), has passed the primary examination for the Fellowship of the Royal College of Surgeons, Eng.

David Tullock, M.B., C.M., of Winnipeg, Man., has received the degree of M.D. from the University of Aberdeen.

**POISONING BY CHLORATE OF POTASH.**—An assistant-surgeon, U.S.A., writes to the *Med. News* that he has repeatedly observed injurious effects resulting from the excessive use of chlorate of potash, more especially in cases of diphtheria. In one instance, in which a fatal termination took place, the patient seemed to be gaining rapidly until the stomach gave out, and in spite of every effort to control the irritability, vomiting persisted until death, which occurred 26 hours after this symptom set in. He believes the drug destroyed

the tone of the stomach and poisoned the whole system of the patient.

**CRESKIT EUNDO.**—The British Pharmacopœia Committee recommend the addition to the promised new issue of 29 articles and the omission of three. The German committee, on the other hand, recommend the excision from their armamentarium of a huge catalogue of preparations and the adoption of a comparatively small number of new remedies. One would have thought that this was the kind of treatment best adapted to our Pharmacopœia. If we go on at the present rate there is great danger of its becoming as unwieldy as the German volume; as it is, there are, we might almost say, scores of preparations in its pages which are not used once in a lifetime.

**DEATH FROM MALE FERN.**—A case of poisoning from an overdose of the ethereal extract of male fern recently occurred in the practice of Dr. Coghill, of Ceylon. The quantity given was *one ounce and a half*—half to be taken at bed time and the other half the following morning. Purging, vomiting and cramps came on, followed by symptoms of collapse, and the patient died 12 hours after taking the second dose. Dr. Coghill was misled by an error in "Naphey's Medical Therapeutics," where *ounce* is printed instead of *drachm* as the dose of this remedy.

**A PLEASANT BEVERAGE.**—Acidulated drinks are refreshing, especially in warm weather, but the constant use of lemons or limejuice is apt to interfere with the regular action of the bowels. Horsford's Acid Phosphate, with water and sugar, makes a delicious beverage, which allays the thirst, aids digestion and benefits the whole system. It also relieves the exhaustion following excessive mental or physical labor. Many prominent physicians have used it in their practice, and give it their unqualified approval.

**THE ANTI-VACCINATION MOVEMENT.**—The anti-vaccinationists do not seem to be making much progress in England, if one may be allowed to judge by their latest "moral victory." On the 19th ult., a motion by Mr. Taylor, member for Leicester, against compulsory vaccination, was defeated in the House of Commons by a vote of 286 to 16. The anti-vaccinationists, however, will probably

find consolation in the fact that the citizens of Basle, Switzerland, have voted by about five to one in favor of the abolition of compulsory vaccination.

**MEDICAL COLLEGE FOR WOMEN.**—Our respected contemporary the *Canada Medical and Surgical Journal*, in commenting on our remarks anent the woman's college, falls into an error in stating that it "is controlled by members of the faculty of the Trinity School of Medicine." For the information of our contemporary and others, we would say that not a single member of the Trinity staff has any connection with the female medical college.

**MEDICAL EDUCATION FOR WOMEN.**—It is announced that the Kingston Female Medical School has secured guaranteed subscriptions amounting to \$1200 per annum for five years, and that only \$300 more is wanted to complete the sum required. What about the Toronto Female School? McGill College, Montreal, is about to open its classes to women, so that female medical students in Canada will be amply provided with facilities for pursuing their studies.

**INJECTION BROU FOR GONORRHOEA.**—The following is the composition of injection Brou, a well-known proprietary medicine for the treatment of gonorrhœa:

Sulphate of zinc.....	100 parts.
Acetate of lead.....	200 "
Tinc. catechu.....	400 "
Wine of opium.....	400 "
Water.....	19,000 "

**LEMONADE IRON.**—The following will be found a most pleasant mode of administering iron to fastidious patients. The credit of it is due to Dr. Goodell, of Philadelphia:

R. Tr. Ferri Chlor.....	ʒi.
Acid Phosph. dil.....	ʒvi.
Spts. Limonis.....	ʒi.
Syrup ad.....	ʒvi.—M.

Sig.—A dessertspoonful in water after meals.

**INVERSION OF THE UTERUS.**—Dr. Clifton E. Wing, of Boston, read an interesting paper (*Boston Med. & Surg. Journal*) before a meeting of the Suffolk District Medical Society, on the treatment of Inversion of the Uterus. He recommends continued gentle pressure properly applied to the in-

verted organ. This is to be accomplished by some form of vaginal stem repositior held in place, and the pressure kept up by elastic bandages.

#### MONTREAL HOMŒOPATHIC MEDICAL COLLEGE.

—The following are the names of the Faculty of the newly organized Homœopathic Medical College: Dr. Wanless, *President*, Medicine; Dr. Muller, *Registrar*, Obstetrics; Dr. Nichol, *Materia Medica and Medical Jurisprudence*; Dr. McLaren, *Physiology*; Dr. J. H. Fulton, *Surgery*.

APPOINTMENTS.—Dr. Fenwick, of London, has been appointed the representative of the Western University in the Ontario Medical Council, not Dr. Arnott, as stated in our last issue.

Dr. W. Stephen has been appointed physician to the Montreal Dispensary.

George W. Nelson, M.D. (Bishop's College Prizeman), Marbleton, Que., brother of Wolfred Nelson, M.D., of Panama, has been appointed Resident Surgeon of the Universal Interoceanic Canal Co.'s Hospital, Panama.

Dr. Augustus Jukes, of Regina, has been appointed Registrar of the districts of Touchwood, Regina and Souris, N.W.T.

Dr. T. A. Rodger, of Montreal, has been appointed surgeon to the Grand Trunk Railway, *vice* Dr. Scott deceased. This appointment is one we feel assured will give satisfaction both to the profession and the employés of the Company.

Prof. Robert Bartholow has been elected Dean of Jefferson Medical College, *vice* Prof. Elderslie Wallace, resigned in consequence of ill-health.

Dr. J. Corlis of St. Thomas, Ont., has been appointed Assistant Surgeon to the "Elgin" Battalion.

Dr. A. McDonald has been appointed on the acting staff of the Toronto General Hospital.

VICTORIA AND LAVAL.—The supporters of Victoria Medical School, Montreal—which is making a brave stand against the efforts of Laval University, backed by the Pope, to suppress it—evidently believe that Heaven helps those who help themselves. A member of the faculty, who modestly withholds his name, has contributed ten thousand dollars towards carrying on the fight.

ARCADES AMBO.—The *Medical Age* says: "We have a physician (?) right here in Detroit who avers

that angina pectoris is an excellent remedy in consumption." He must be a brother of the Toronto reporter who made a member of the Ontario Medical Association say that phymosis was an excellent remedy for chorea.

At a recent sale at auction of old government medical supplies, at St. Louis, amongst other things one man bought 17,308 pills for thirty-eight cents. A local paper says: "The books and instruments sold had been used before, but the pills were entirely new."

SUMMER SESSIONS.—The summer sessions inaugurated this year at the two medical schools in this city have been very successful. Sixty-two students are attending the clinical instruction at the Hospital.

F.R.C.S.—Dr. Robert Barnes has been elected a Fellow of the Royal College of Surgeons, Eng., his diploma of membership bearing date May 8, 1862.

PARLIAMENTARY.—We are glad to observe that our respected and worthy confrère Dr. Gaboury, of St. Martin, has been elected member of the Local Legislature for Laval Co., Que.

THE Massachusetts Medical Society has declined, by a vote of 62 to 58, to admit women to membership.

---

### Books and Pamphlets.

---

THE PRACTITIONER'S READY REFERENCE BOOK. A Handy Guide in Office and Bedside Practice. By Richard J. Duglison, A.M., M.D. Third edition, thoroughly revised and enlarged. Philadelphia: P. Blakiston, Son & Co. Toronto: Willing & Williamson.

The fact that this work has passed through three editions in the comparatively brief space of six years would argue for it a wide and steadily maintained popularity. That it can be accepted as a criterion of the intrinsic value of the volume is more open to question. Taking into consideration that nearly one-fourth of the book is devoted to such points as dosage, incompatibles, prescriptions, and a bare synopsis of the treatment of diseases, the inference is permissible that on these subjects,

which every practitioner is supposed to have at his fingers' ends, Dr. Dunglison's readers and patrons are somewhat weak-kneed. For this, however, the author can in no wise be held responsible; his business is to grasp the condition of the market, and to cater to the existing demand; and, accepting as a fact the inferential view just propounded, he has done so successfully. Within the limits of some five hundred pages he has collected a mass of facts, figures and hints relating to every branch of the physician's and surgeon's art, and which, owing to their being widely scattered through various professional treatises, are not always easy of access to the busy practitioner. To the younger members of the profession, especially those who are just embarking in practice, the book is likely to be particularly serviceable; while older men, who have grown somewhat rusty in the minutiae of the teaching of the schools, will frequently find a consultation of its pages beneficial. We are inclined to think that somewhat more than its share of space has been assigned to materia medica, while other and equally important subjects have not received the full recognition they deserve. This, however, is easily remedied, and as each successive edition of the work has contained numerous additions, it will doubtless be attended to in the future. The value of the section on "Selected Prescriptions" would be materially enhanced were the source from which each formula was drawn appended thereto. Among the more valuable features of the work, to our mind, are the tables of the solubility of drugs in various menstrua, doses for hypodermic and other injections, for atomized fluids for inhalation, gargles, collyria, suppositories and enemata, many of which are not to be found in the pharmacopœias; also the hints for the use of galvanic batteries, and the selection and application of trusses—simple things in themselves, but which it is not every medical student's fortune to become familiar with during his apprenticeship. The dietetic preparations for the sick will also be found extremely valuable. The section on "How to prepare stained sections of animal tissues" (read before the Quekett Microscopical Club in 1879) seems to be somewhat out of place in a work of this kind; moreover the pathologist who endeavors to keep pace with the times will be apt to find the directions it gives somewhat old-fashioned. Upon the whole, however, the author has conscientiously

carried out the object he had in view, and has succeeded in producing a work of much value to the younger members of the profession.

A MANUAL OF AUSCULTATION AND PERCUSSION; embracing the Physical Diagnosis of Diseases of the Lungs and Heart, and of Thoracic Aneurism, by Austin Flint, M.D., Professor of the Principles and Practice of Medicine and of Clinical Medicine in the Bellevue Hospital Medical College, etc. Third edition, revised. Philadelphia: Henry C. Lea's Son & Co., 1883.

We heartily welcome the third edition of the work of this well-known teacher and writer. The book requires no comment at our hands, a mere mention being all that is necessary. It will be found without a rival on the subject upon which it treats.

ON CERTAIN PARASITES IN THE BLOOD OF THE FROG. By Wm. Osler, M.D., M.R.C.P., Lond., McGill College, Montreal.

ON CANADIAN FRESH-WATER POLYZOA. By the same author.

Both the above are reprinted from the *Canadian Naturalist*.

---

### Births, Marriages and Deaths.

---

On the 6th ult., Constantine O'Gorman, M.D., of Hastings, to Eleanor, second daughter of A. McLean, Esq., of Walkerton, Ont.

On the 14th ult., Frederick LeM. Grasett, M.D., F.R.C.S. Edin., of Toronto, to Jane Stewart, second daughter of A. Thornton Todd, Esq.

On the 21st ult., G. H. Cowan, M.B., M.R.C.S. Eng., of Napanee, to Ida Alberta, eldest daughter of the late John Percy, Esq., Ernestown, Ont.

On the 20th of May, Dr. J. A. Sivewright, of New Westminster, B. C., aged 33 years.

On the 4th ult., Wm. Ruddick, M.D., of St. Martins, N. B., in the 67th year of his age.

At Quebec, on the 19th ult., Dr. E. Rosseau, aged 76 years.

---

\* \* \* The charge for notices of Births, Marriages and Deaths is Fifty Cents, which should be forwarded in postage stamps with the communication.

# NEW PRINCIPLE FOR THE FAT ASSIMILATION OF HYDROLEINE "HYDRATED OIL."

"HYDROLEINE" may be described as partially digested oil, which will nourish and produce increase in weight, in those cases where oils or fats, not so treated, are difficult or impossible to digest. In CONSUMPTION and other WASTING DISEASES, the most prominent symptom is emaciation, of which the first is the starvation of the fatty tissues of the body, including the brain and nerves. This tendency to emaciation and loss of weight is arrested by the regular use of HYDROLEINE. The ordinary so-called emulsions of Cod Liver Oil and other fats, whether pancreaticised or not, merely remain in the form of a coarse mechanical mixture for a short time after agitation. The digestion of oil, having in no sense been artificially produced, still devolves upon those functional powers, the deficiency of which is the most prominent symptoms in these cases.

"A great misconception as to the real characteristics of a true pancreatic emulsion has been entertained by many, and but few appear to have studied the different aspects presented by such an emulsion as is produced on fat by the energetic action of pure soluble pancreatin, as contrasted with the coarse mechanical mixtures of oil or fat and water, which are commonly supposed to represent this function of fermentative digestion.

Some seem to think that if a bottle of oil is shaken up with the compounds sold as the active principle of the pancreas, and a yellowish cloud is diffused for a time through the oil, an emulsion has been obtained. So it has, but not the true pancreatic emulsion, which forms an integral portion of the process by which fats are digested and assimilated. From the unvarying result of many hundred trials with the pure, active principles of healthy pancreatic fluid, taken at the time of digestion, I am perfectly convinced that no valuable result has been attained, unless the emulsion formed is as highly refractive of light as milk. The color may vary, according to the oil or fat used, from a far whiter fluid than the densest milk to the opacity and color of Devonshire cream, but unless at least the equivalent of the density of the best milk is produced in oil, when a third of water is held in suspension, no real pancreatic emulsion has been formed.

The mere mechanical mixture formed by common pancreatin is rarely better or more persistent than may be produced by rubbing up oil or fat with a solution of mucilage, or by a warm application of dissolved gelatin, shaken with oil until it becomes cold.

The first essential towards the digestion of fats or oils in the human body is that it shall assume the state of the very finest and most permanent emulsion, and this is only known to be attained when the oil and water is perfectly opaque, from the minuteness of the globules. This is the first function of the pancreatic emulsifying principle, and by this alone can we be certain that it possesses its proper fermentative activity."—Prof. Bartlett's Treatise.

(HYDRATED OIL)

# HYDROLEINE

(WATER AND OIL.)

The efficacy of this Preparation is **NOT CONFINED** to cases of **CONSUMPTION**, as from its valuable tonic effect on the nervous system, in addition to its special stimulating action on the organs concerned in the production of Fat in the body, it causes a *marked increase in weight in persons of naturally thin habit, who do not present any evidence of disease.*

The principles upon which this discovery is based have been described in a treatise on "THE DIGESTION AND ASSIMILATION OF FATS IN THE HUMAN BODY," by H. C. BARTLETT, PH. D., F.C.S., and the experiments which were made, together with cases illustrating the effect of Hydrated Oil in practice, are concisely stated in a treatise on "CONSUMPTION AND WASTING DISEASES," by G. OVEREND DREWRY, M.D., of London.

In these treatises, the Chemistry and Physiology of the Digestion of Fats and Oils is made clear, not only by the description of a large number of experiments scientifically conducted, but by cases in which the deductions are most fully borne out by the results.

**Copies of these valuable works will be sent free on application.**

### FORMULA OF HYDROLEINE.

*Each dose of two teaspoonsful, equal to 120 drops, contains:*

Pure Oil.....	80 m (drops.)
Distilled Water.....	35 "
Soluble Pancreatin.....	5 grains.
Soda.....	$\frac{1}{2}$ "
Boric Acid.....	$\frac{1}{4}$ "
Hyocholeic Acid.....	1-20 "

**DOSE.**—Two teaspoonsful alone, or mixed with twice the quantity of soft water, to be taken thrice daily with meals.

Unlike the ordinary preparation of Cod-Liver Oil, it produces no unpleasant eructation or sense of nausea, and should be taken in such very much smaller doses, according to the directions, as will insure its complete assimilation; this, at the same time, renders its use economical in the highest degree.

Upon application from any of the Medical Faculty, I will be pleased to forward samples, which will substantiate the claims made for Maltopepsyn, and I hope for your assistance in this my endeavour to introduce a good preparation at a low price.

FOR CONSUMPTION AND WASTING DISEASES.

# HYDROLEINE (HYDRATED OIL)

FOR DYSPEPSIA, INDIGESTION, ETC.,

# MALTOPEPSYN.

Having for the past three years published the names of most of the leading physicians of Canada endorsing both these remedies, I will therefore now only give the names of a few of the profession, and will add the opinions of some of the leading Druggists throughout the Dominion.

JAS. H. RICHARDSON, M. D., TORONTO.  
J. ALGERNON TEMPLE, M. D., "  
J. H. MCCOLLUM, M. D., "  
JOHN E. KENNEDY, M. D., "  
O. S. WINSTANLEY, M. D., "  
J. E. GRAHAM, M. D., "  
J. H. BURNS, M. D., "  
CHAS. WM. COVERNTON, M. D., "

JOHN, REDFIELD, M. D., MONTREAL.  
D. C. MACCALLUM, M. D., "  
F. G. RODDICK, M. D., "  
GEO. ROSS, M. D., "  
JOHN T. FINNIE, M. D., "  
GASPARD ARCHAMBAULT, M. D., "  
W. B. BURLAND, M. D., "  
CASEY A. WOOD, M. D., "  
A. LAPHORN SMITH, M. D., "

## FROM LEADING CHEMISTS AND DRUGGISTS.

144 ST. LAWRENCE MAIN ST., MONTREAL, NOV. 18, 1880.

I beg to say that Hydroleine is increasing in favor with the medical profession. It digests easily and in most cases rapidly, and brings up the weight of the patient. To prove which, several physicians have weighed their patients before beginning the remedy. My sales this month are larger than ever.

HENRY R. GRAY, Chemist.

TORONTO, AUG. 15, 1881.

With reference to your Maltopepsyn, I would say I have never sold any preparation of the kind which seemed to give such universal satisfaction both to physicians and patients.

The increasing sales with the testimony of numbers who have obtained marked benefit from its use, show that Hydroleine is a great success.

H. J. ROSE, Pharmacist.

TORONTO, JULY 20, 1881.

We have much pleasure in informing you that the sale for Hydroleine and Maltopepsyn is increasing greatly, both over counter and in dispensing. Many people who cannot take Cod Liver Oil take the Hydroleine with great benefit.

E. HOOPER & Co., Chemists and Druggists.

MONTREAL, AUG. 15, 1881.

We have very favorable news in reference to Hydroleine and Maltopepsyn. Their sale is increasing, and we have heard through medical men who have prescribed them that they both give entire satisfaction.

LAVIOLETTE & NELSON, Pharmacists.

MONTREAL, AUG. 15, 1881.

I have much pleasure in saying that numbers of my customers express themselves highly satisfied with the action of both Hydroleine and Maltopepsyn, and in consequence I find the sales increasing.

J. A. HARTE, Chemist and Druggist.

444 QUEEN ST. WEST, TORONTO, MARCH 4, 1882.

I have much pleasure in informing you that the sale of Hydroleine and Maltopepsyn is rapidly increasing, and the very best of results invariably follow their use. Leading medical men are ordering them freely, which fact is sufficient guarantee of their being reliable preparations.

HARRY SHERRIS.

---

171 KING ST. EAST, TORONTO, FEBRUARY 3, 1882.

I feel it a duty to the public and yourself to communicate to you the very satisfactory results affected by your Maltopepsyn.

JOSEPH DAVIDS & CO.

---

382 & 630 QUEEN ST., 324 SPADINA AVE., TORONTO, FEB., 1882.

I have been selling your Hydroleine and Maltopepsyn for some time past, and find it gives universal satisfaction.

JOSIAH GREEN.

---

243 YONGE ST., TORONTO, 1882.

I have sold Hydroleine and Maltopepsyn since their introduction, and must say that they have given entire satisfaction.

CHAS. W. HOWARTH.

---

BELLEVILLE, FEBRUARY, 1882.

We have sold both remedies, and find them spoken of very favorably by both the Medical Profession and the Public.

We can safely recommend them to parties needing such remedies.

L. W. YEOMANS & CO.

---

BELLEVILLE, ONT., FEBRUARY, 1882.

In recommending Hydroleine and Maltopepsyn, we endorse the opinions of many of our customers who have used both.

JAS. CLARKE & CO.

---

BELLEVILLE, FEBRUARY, 1882.

I believe Hydroleine gives general satisfaction. I have also received very good reports from the use of Maltopepsyn in cases where other preparations have failed.

A. L. GEEN.

---

BELLEVILLE, ONT., FEBRUARY 7, 1882.

I have much pleasure in recommending your preparations of Maltopepsyn and Hydroleine, as they have given entire satisfaction wherever they have been used.

R. TEMPLETON.

---

BELLEVILLE, FEBRUARY 8, 1882.

I have much pleasure in assuring you of the general usefulness of your Hydroleine, and the confidence bestowed upon it by those who have used it. One customer says, respecting his child troubled with Chronic Bronchitis, "Nothing answers him so well; he thrives upon it."

W. R. CARMICHAEL.

---

BROCKVILLE, ONT., FEB. 13, 1882.

We have much pleasure in stating that for the past two years we have sold Hydroleine. It has given satisfaction, as the sales of it have been considerable, and we have had no complaints.

ALLAN, TURNER & CO.

---

LONDON, ONT., Nov. 24, 1881.

I have much pleasure in informing you that the sale for Hydroleine and Maltopepsyn is increasing greatly, both over the counter and in dispensing. Many people who cannot take the Cod Liver Oil take Hydroleine with great benefit.

W. T. STRONG.

---

OWEN SOUND, JAN. 6, 1882.

The sale of your preparations, Hydroleine and Maltopepsyn, has been very large, giving satisfaction wherever used.

ROBERT WIGHTMAN.

---

WINGHAM, ONT., JAN. 11, 1882.

I have used Hydroleine and Maltopepsyn for over a year, and have the satisfaction of knowing that I can safely and confidently recommend them to my customers.

W. T. BRAY.

---



# NEW REMEDY FOR TEETHING INFANTS

And Adults Suffering from Nervousness, Headache, Etc.

## MORSE'S GLYCEROLE OF CELERY COMPOUND.

### EACH FLUID DRACHM CONTAINS:

CELERY SEED	- - - -	4 Grains.
CATNIP HERB	- - - -	5 Grains.
CHAMOMILE	- - - -	2 Grains.

Dose for Teething Infants, from 2 to 60 drops, according to age.  
For Adults, from 1 to 2 teaspoonsful.

Celery Compound is a *safe* and pleasant substitute for opium and other powerful drugs, as has been proven by many physicians, and also at the Infant's Home. See following letter:—

### INFANT'S HOME AND INFIRMARY.

HAZEN MORSE, ESQ.

TORONTO, 29TH DECEMBER, 1882.

DEAR SIR,—I must thank you for the bottles of Celery Compound, I have used it especially with the teething infants, and have found it a certain remedy for feverishness and every form of indigestion, and for the weak and sickly ones it was invaluable as a tonic, and I shall have the greatest pleasure in recommending its use to everyone. Wishing you every success, I beg to remain, yours very respectfully,

M. WHITE, Head Nurse.

It is not necessary to speak of the advantages obtained by substituting Celery Compound for opium, as they will be at once apparent to every physician. I would call attention to the following notice, taken from the *Toronto Evening News*, March 7, 1883:—

### THE DEADLY SOOTHING SYRUP.

#### The Drugs With Which Many Little Babies Are Poisoned.

*Cincinnati Enquirer.*

The recent death in St. Louis from the injudicious administration of a certain soothing syrup to two infants (twins) has aroused attention to the danger attending the use of opiates by mothers and nurses to quiet young babies. In this case the medicine was given every day for a week, according to the testimony of one witness. The children, it is supposed, became saturated with the opiate. R. Harger, a St. Louis chemist, said there was no opium in the sample bottle of soothing syrup furnished him, but that an ordinary bottle of the same stuff bought by him he found four grains of morphine to the ounce. The stuff is the more dangerous that those using it are not careful to shake the bottle, and the morphine floats on top. Another comes from the fact that the appetite for opium grows rapidly, and the dose which satisfied the child to-day is not enough for to-morrow, and it must be increased. If the stuff is in the house it is difficult to prevent nurses from using it surreptitiously. A careless person can easily make a mistake through inatten-

tion, and not be aware that an overdose has been taken until it is too late.

"There are cases," said Dr. T. C. Minor, "of poisoning from the use of soothing syrup happening occasionally in this city. In the returns to the health board there is a blank for 'immediate cause of death,' and another for 'remote cause of death.' I remember, it seems to me, at least three cases while I was health officer, where the immediate cause of death was stated to be the use of soothing syrup. This medicine contains considerable opium. I do not think opium should be given in any form to a young infant, except where the physicians deem it necessary, and then only under his direction. In cases of colic, which is the distention of the intestines by gas, warm teas will give the necessary relief, and are entirely safe. Paregoric is a safer thing than soothing syrup, but there should be no opiates administered to quiet a child. There is always danger that it will cause congestion of the brain. Some classes of congestion of the brain reported in young children are the result of administering soothing syrup, or some other opiate. It is more difficult to rally a child from the effects of an overdose of an opiate than an adult."

**HAZEN MORSE,**  
Sole Proprietor,  
International Bridge, Ontario, and Buffalo, N. Y.

# SCOTT'S EMULSION

## PURE COD LIVER OIL,

With **HYPOPHOSPHITES** of **LIME** and **SODA**,  
**PERFECT, PERMANENT, PALATABLE.**

The high character, and wide reputation **Scott's Emulsion** has attained through the agency of the Medical Profession, and the hearty support they have given it since its first introduction, is a sufficient guarantee of its superior virtues. The claims we have made as to its permanency—perfection and palatableness—we believe have been fully sustained, and we can positively assure the profession that its high standard of excellence will be fully maintained. We believe the profession will bear us out in the statement that no combination produced as good results in the wasting disorders, incident to childhood; in the latter as well as the incipient stages of Phthisis, and in Scrofula, Anæmia and General Debility. We would respectfully ask the profession for a continuance of their patronage, and those who have not prescribed it to give it a trial. Samples will be furnished free upon application.

**FORMULA.**—50 per cent. of pure Cod Liver Oil, 6 grs. of the Hypophosphite of Lime, and 3 grs. of the Hypophosphite of Soda to a fluid ounce.

### SEE TESTIMONIALS OF PHYSICIANS.

Messrs. SCOTT & BOWNE:

I have prescribed your emulsion of Cod Liver Oil with Hypophosphites for the past two years, and found it more agreeable to the stomach, and have better results from its use than from any other preparation of the kind I have tried.

Halifax, N.S., Nov. 19, 1880.

W. M. CAMERON, M.D.

Messrs. SCOTT & BOWNE:

Gentlemen—After three years experience, I consider your Emulsion one of the very best in the market.

Truro, N.S., Nov. 15, 1880.

W. S. MUIR, M.D., L.R.C.P. & S., Ed.

Messrs. SCOTT & BOWNE:

I have much pleasure in stating that for the last three years I have used your Emulsion of Cod Liver Oil and Hypophosphites in my practice, in cases of Phthisis, Nervous Prostration and Anæmia, and always derived marked benefit from its use. That it does not decompose, is very palatable, and remains in the most fastidious stomach, are some of its greatest merits.

I have the honor to be, yours truly,

T. J. O. EARLE, M.D.

St. John, N.B.


Messrs. SCOTT & BOWNE:

I have used for some time, and prescribed Scott's Emulsion of Cod Liver Oil, and find it an excellent fixed preparation, agreeing well with the stomach, easily taken, and its continued use adding greatly to the strength and comfort of the patient.

A. H. PECK, M.D., Penn. Med. Co lege.

SCOTT & BOWNE, Manufacturing Chemists, New York.

## The Practitioners' Obstetric Bag.



15 inches long, 8 inches high, containing 1 Barnes' Craniotomy Forceps, 1 Barnes' Long Midwifery Forceps, 1 Pair of Perforators, 1 Blunt Hook and Crotchet, 1 Franum Scissors, 1 Catheter, 4 Stopped Bottles, 1 Chloroform Drop Bottle, in case.

The whole in Bag of Superior Morocco Leather, or of Black Hide, with Lock and Fittings, engraved and gilt, price, complete..... \$26. 00  
 Bag, empty..... \$4. 50 \$5. 50 6. 00

### IMPROVED CLINICAL THERMOMETER WITH INDESTRUCTIBLE INDICES. LOSS OF INDEX IMPOSSIBLE.



These Thermometers combine all the improvements which have recently been made in the manufacture of Clinical Thermometers. The indices are bold and easily seen, and cannot be shaken into the Bulb, the engraving is plain and cannot be rubbed off. A certificate is supplied with each Thermometer above the value of \$2.00, showing the deviations, if any.

PRICE—In Wood Case..... \$2.25  
 In Plated Case..... 2.50  
 Ordinary Registering Thermometers 1.50  
 Patent Magnifying or Lens Front 3.00 & 3.25

Manufactured by

**J. STEVENS & SON,**

Surgical Instrument Makers.

GOWER STREET, | 40 Wellington St. E.  
 London, Eng. | Toronto, Ont.

## John Reynders & Co.,

(Late of Otto & Reynders,)

No. 309 Fourth Avenue, New York,

UNDER THE COLLEGE OF PHYSICIANS AND SURGEONS,

Manufacturers and Importers of

### SURGICAL

AND

Orthopaedical Instruments,

### SKELETONS,

AND

### ANATOMICAL

### PREPARATIONS.



The Manufacture and Importation of every article used by Physicians and Surgeons our Specialties.

Our Illustrated Catalogue and Price List mailed on application, enclosing twelve cents for Postage

# BELLEVUE HOSPITAL MEDICAL COLLEGE, CITY OF NEW YORK.

## SESSIONS OF 1883-4.

**T**HE standard of Medical Ethics recognized by the College is embodied in the Code of Ethics of the American Medical Association.

The COLLEGIATE YEAR embraces the Regular Winter Session and a Spring Session. The REGULAR SESSION begins on Wednesday, September 19, 1883, and ends about the middle of March, 1884. During this session, in addition to the regular didactic lectures, two or three hours are daily allotted to clinical instruction. Attendance upon two regular courses of lectures is required for graduation. The SPRING SESSION consists chiefly of recitations from Text-books. This Session begins about the middle of March and continues until the middle of June. During this Session, daily recitations in all the departments are held by a corps of Examiners appointed by the Faculty. Short courses of lectures are given on special subjects, and regular clinics are held in the Hospital and in the College building.

### FACULTY.

ISAAC E. TAYLOR, M.D.,

*Emeritus Professor of Obstetrics and Diseases of Women and Children, and President of the Faculty.*

FORDYCE BARKER, M.D., LL.D.,  
*Professor of Clinical Midwifery and Diseases of Women.*

AUSTIN FLINT, M.D., LL.D.,  
*Professor of the Principles and Practice of Medicine, and Clinical Medicine.*

FREDERIC S. DENNIS, M.D.,  
*Professor of Principles and Practice of Surgery, and Clinical Surgery.*

LEWIS A. SAYRE, M.D.,  
*Professor of Orthopedic Surgery and Clinical Surgery.*

ALEXANDER B. MOTT, M.D.,  
*Professor of Clinical and Operative Surgery.*

WILLIAM T. LUSK, M.D.,  
*Professor of Obstetrics and Diseases of Women and Children, and Clinical Midwifery.*

BENJAMIN W. MCCREADY, M.D.,  
*Emeritus Professor of Materia Medica and Therapeutics.*

A. A. SMITH, M.D.,  
*Professor of Materia Medica and Therapeutics, and Clinical Medicine.*  
AUSTIN FLINT, JR., M.D.,  
*Professor of Physiology and Physiological Anatomy, and Secretary of the Faculty.*

JOSEPH D. BRYANT, M.D.,  
*Professor of Anatomy and Clinical Surgery, and Associate Professor of Orthopedic Surgery.*

R. OGDEN DOREMUS, M.D., LL.D.,  
*Professor of Chemistry and Toxicology.*

EDWARD G. JANEWAY, M.D.,  
*Professor of Diseases of the Nervous System, and Clinical Medicine, and Associate Professor of Principles and Practice of Medicine.*

### Professors of Special Departments, etc.

HENRY D. NOYES, M.D.,  
*Professor of Ophthalmology and Otology.*

EDWARD L. KEYES, M.D.,  
*Professor of Cutaneous and Genito-Urinary Diseases.*

JOHN P. GRAY, M.D., LL.D.,  
*Professor of Psychological Medicine and Medical Jurisprudence.*

WILLIAM H. WELCH, M.D.,  
*Professor of Pathological Anatomy and General Pathology.*

J. LEWIS SMITH, M.D.,  
*Clinical Professor of Diseases of Children.*

BEVERLY ROBINSON, M.D.,  
*Clinical Professor of Medicine.*

FRANCKE H. BOSWORTH, M.D.,  
*Professor of Diseases of the Throat.*

CHARLES A. DOREMUS, M.D., Ph.D.,  
*Professor Adjunct to the Chair of Chemistry and Toxicology.*

WILLIAM H. WELCH, M.D.,  
*Demonstrator of Anatomy.*

### Fees for the Regular Session.

Fees for Tickets to all the Lectures, Clinical and Didactic.....	\$140 00
Fees for Students who have attended two full courses at other Medical Colleges, and for Graduates of other Medical Colleges.....	70 00
Matriculation Fee.....	5 00
Dissection Fee (including material for dissection).....	10 00
Graduation Fee.....	30 00
No Fees for Lectures are required of third-course Students who have attended their second course at the Bellevue Hospital Medical College.	

### Fees for the Spring Session.

Matriculation (Ticket valid for the following Winter).....	\$5 00
Recitations, Clinics and Lectures.....	40 00
Dissection (Ticket valid for the following Winter).....	10 00

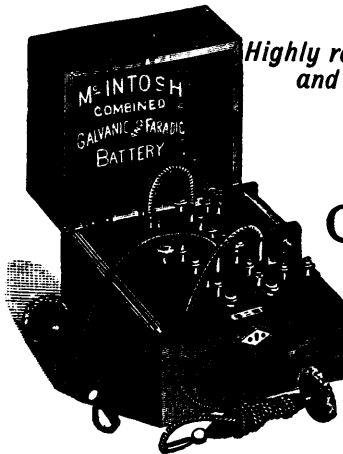
For the annual Circular and Catalogue, giving regulations for graduation and other information, address

PROF. AUSTIN FLINT, JR.,

*Secretary, Bellevue Hospital Medical College.*

**BUY THE BEST.**

*Highly recommended by the Medical Faculty of both America and Europe, and adopted by the United States Government. More of them Sold than any other Battery in the World.*



**McINTOSH COMBINED Galvanic and Faradic Battery.**

The first and only Portable Battery ever invented which gives both the Galvanic and Faradic Current; thus combining two distinct batteries in one case.

**No Physician can afford to be without one.**

This Celebrated Battery is constructed on an improved plan. The zincs and carbons are fastened to hard rubber plates in sections of six each, this manner of connecting brings the plates nearer together than in any other battery, thus giving less internal resistance. The rubber plate or cover will not warp or break, and is not affected by the fluid.

The cells are composed of one piece of hard rubber and are made in sections of six each with a drip-cup, thus one section can be handled emptied and cleaned as easily and quickly as one cell.

The fluid cannot spill or run between the cells, and there is no danger of breaking as with glass cells. The drip-cup is to receive the elements when the battery is not in use. The Faradic coil is fastened to the hard rubber plate or cover. The rubber plate to which the zincs and carbons are attached is securely fastened over the cells when not in use, making it impossible for fluid to be spilled in carrying.

An extra large cell (with a zinc and carbon element) is added to the combined batteries for the purpose of producing the Faradic current. This cell gives as much power as is ever needed, and avoids exhausting the current from the galvanic cells.

Our Batteries weigh less, occupy less space, give a current of greater intensity and quantity than any other Battery manufactured. For simplicity of construction they cannot be surpassed, and any person reading our directions will have no trouble in operating them.

This is the only Battery in which the zinc and carbon plates can be kept clean and always in order by simply rinsing them.

The metal work is finely nickel plated and highly polished, and every part so put together as to be easily replaced by the operator. We have the most complete line of electrodes yet offered to the profession. We also manufacture various styles of Table and Office Batteries, Bath Apparatus, etc., etc. Our manufacturing facilities are the largest of the kind in America, and we employ none but skilled mechanics, and men of scientific experience.

Our Illustrated Catalogue, giving full description of all our goods, and other valuable information, sent free on application.

**McIntosh Galvanic and Faradic Battery Company.**


192 & 194 JACKSON STREET, CHICAGO, ILL.

Or, F. GROSS, Chemist, 682 to 690 Craig St., Montreal, And, ELLIOTT & CO., Chemists, 3 Front St., Toronto.

**WILLIAM SNOWDEN,**

Manufacturer and Importer of

**SURGICAL INSTRUMENTS, TRUSSES, OBSTETRICAL FORCEPS, ETC.**



**SNOWDEN'S PERFECTED BINAURAL STETHOSCOPE.—PRICE \$3.00.**

All genuine ones have "WM. SNOWDEN, PHILADELPHIA," stamped on the Soft Rubber Cup of Bell (F).

The Rubber Tubes are free from all woolen or silk coverings, thus avoiding all friction sounds arising from this source.

Established 1821.

No. 7 South Eleventh St., PHILADELPHIA.

**MEDICAL ELECTRICITY!**

**Flemming's Electro-Medical BATTERIES**

Are considered

**The BEST in the Market.**

Faradic Batteries.  
Galvanic " of 10, 20, 30 or 40 cells.  
Far. and Galv. Batteries combined.  
Cautery Batteries.  
Stationery Batteries, and all forms of Electrodes on hand. Send for Illustrated Catalogue to **OTTO FLEMING,**

729 Arch Street, Philadelphia, Pa.



**W. F. COLEMAN, M. D., M.B.C.S., Eng.**

Formerly Surgeon to Toronto Eye and Ear Infirmary

**OCULIST and AURIST**

to St. John General Public Hospital. Practice limited to

**EYE AND EAR.**

Office 40 Cobourg Street, St. John, N.B.

**MEDICAL PRACTICE FOR SALE**

**PARTIES** desirous of purchasing, on reasonable terms, a good paying practice in a desirable location, will please correspond with

CANADA LANCET OFFICE, TORONTO

Established 1850.

Incorporated by Act of Parliament.

# Trinity Medical College, Toronto

IN AFFILIATION WITH

The University of Trinity College, The University of Toronto, The University of Manitoba; and recognized by the several Royal Colleges of Physicians and Surgeons in Great Britain.

The WINTER SESSION of 1883-84 will commence on MONDAY, OCT. 1st, 1883.

## FACULTY.

- |   |   |
|---|---|
| <p>WALTER B. GEIKIE, M.D., F.R.C.S., Edin., L.R.C.P., Lond.; F.O.S., Lond.; Consulting Physician to the Toronto General Hospital. Dean of the Faculty, 324 Jarvis St.<br/>Prof. of Practice of Medicine and Clinical Medicine.</p> <p>J. FULTON, M.D., M.R.C.S., Eng.; L.R.C.P., Lond.; Surgeon to the Toronto General Hospital, and Physician to the Hospital for Incurables.—308 Church St.<br/>Prof. of Surgery and Clinical Surgery.</p> <p>J. ALGERNON TEMPLE, M.D.,; M.R.C.S., Eng.; F.O.S., Lond.; Consulting Physician to Toronto General Hospital, and Attending Physician Burnside Lying-in Hospital.—191 Simcoe St.<br/>Prof. of Obstetrics and Diseases of Women and Children.</p> <p>J. E. KENNEDY, B.A., M.D.; F.O.S., Lond.; Physician to Toronto General Hospital.—68 John St.<br/>Prof. of Materia Medica and Therapeutics.</p> <p>H. ROBERTSON, M.B., M.R.C.S., Eng.—12 Gerrard St. west.<br/>Prof. of Anatomy, Descriptive and Surgical.</p> <p>THOMAS KIRKLAND, M.A., Lecturer on Chemistry, Botany, etc., Normal School.—332 Jarvis St.<br/>Prof. of General Chemistry and Botany.</p> | <p>C. W. COVERNTON, M.D., M.R.C.S., Eng.—138 Jarvis St.<br/>Prof. of Sanitary Science.</p> <p>FRED. LE M. GRASETT, M.B., F.R.C.S., Edin.; M.R.C.S., Eng.; F.O.S.; Physician to Toronto General Hospital and Burnside Lying-in Hospital.—208 Simcoe St.<br/>Prof. of Medical Jurisprudence and Lecturer on Surgical Appliances.</p> <p>W. T. STUART, M.D. C.M.—44 Lumley St.<br/>Prof. of Practical Chemistry and Toxicology.</p> <p>CHARLES SHEARD, M.D. C.M., M.R.C.S., Eng.; Pathologist to the Toronto General Hospital.—64 Gerrard St. East.<br/>Prof. of Physiology and Histology.</p> <p>J. FRASER, M.D., L.R.C.S., Edin.; L.R.C.P., London; Physician to Toronto General Hospital.—482 Yonge St.<br/>Demonstrator of Anatomy.</p> <p>L. TESKEY, M.D., C.M., M.R.C.S., Eng.; 185 Church Street,<br/>Assistant Demonstrator of Anatomy.</p> <p>G. S. RYERSON, M.D., L.R.C.P. &amp; S., Edin.; Surgeon to the Mercer Eye and Ear Infirmary, and Toronto General Hospital.—317 Church Street.<br/>Lecturer on the Eye, Ear and Throat.</p> |
|---|---|

**MATRICULATION.**—Students are advised before commencing their medical studies, to pass the Matriculation Examination of the Medical Council of Ontario or Quebec, either of which will be accepted by the University of Trinity College. Students from the Maritime Provinces, Ontario, or the United States, who do not desire to pass the Council Examination, will be admitted to attendance on Lectures, but must present themselves for the Matriculation Examination of Trinity University, or the Matriculation in Toronto University at the usual time. The matriculation of the Universities may be passed at any time before graduation.

**REQUIREMENTS FOR DEGREE.**—The candidate must be 21 years of age; and (1) must have studied medicine four years, and during that time attended *four winter sessions*; or (2) present a certificate of one year's study with a medical practitioner, and tickets of subsequent attendance upon *three winter sessions*.

**HOSPITALS.**—The Toronto General Hospital has a very large number of patients in the wards, who are visited daily by the medical officers in attendance. The attendance of out-door patients daily is also very large, and thus abundant opportunities are enjoyed by students, for acquiring a familiar knowledge of Practical Medicine and Surgery, including not merely major operations, but minor Surgery of every kind, ordinary Medical Practice, the treatment of Venereal Diseases, and the Diseases of Women and Children. The Burnside Lying-in Hospital, amalgamated with the Toronto General Hospital, has recently had its staff largely increased, and will afford special and valuable facilities for the study of Practical Midwifery. The large new building, close to the Hospital and School, will be very convenient for students attending its practice. The Mercer Eye and Ear Infirmary is also amalgamated with the Toronto General Hospital, and affords special facilities for students in this department.

**TORONTO DISPENSARY.**—This was established several years ago, and affords abundant facilities for practical instruction in the diagnosis and treatment of diseases of all forms. It is open to students free of charge.

**CLINICAL TEACHING.**—Daily clinical instruction in the spacious wards and theatre of the Hospital, will be given by members of the Hospital Staff on all interesting cases, Medical and Surgical. Arrangements have also been made for the delivery of *daily clinics*, out-door and in-door in the theatre of the Hospital, by the respective professors in medicine and surgery of both schools, in addition to the usual clinics.

**PRACTICAL ANATOMY.**—The dissecting room is large, well lighted and ventilated, and abundantly provided with excellent material. The demonstrator and his assistants will be in attendance daily from 10 to 12 a.m.

**FEES FOR THE COURSE.**—The Fee for Anatomy, Surgery, Practice of Medicine, Obstetrics, Materia Medica, Physiology, and General Chemistry, \$12 each. Practical Anatomy, Practical Chemistry, Medical Jurisprudence, and Microscopy, \$3 each; Clinical Medicine and Clinical Surgery, \$6 each; Botany and Sanitary Science, \$5 each; Registration Fee (payable once only), \$6. Students are free in all the regular Branches after having attended the School during two full courses.

Full information respecting Lectures, Fees, Gold and Silver Medals, Scholarships, Certificates of Honor, Graduation, Diplomas, Fellowship, etc., will be given in the annual Announcement, for which, apply to

THOS. KIRKLAND, M.A., *Secretary.*

or W. B. GEIKIE, M.D., *Dean.*

First Prize Provincial Exhibition, London, 1881.  
Bronze Medal Toronto Industrial Exhibition, 1881.



Toronto Artificial  
**LEG and ARM**  
COMPANY.

Manufacturers of  
**W. H. Swinburn's**  
**Patent Legs & Arms,**

Instruments for  
Spinal Disease, Lateral and  
Angular Curvature, Hip Dis-  
ease, Partial Paralysis of the  
Lower Extremities, Anchy-  
losis of the Knee Joint,  
Chronic Inflammation of the  
Knee, Fractured Patella, Un-  
united Fractures. Knock  
Knees, Bow Legs, Weak  
Ankles, Club Foot Shoes,  
Trusses, Crutches, &c., &c.

All work guaranteed.  
Repairing a speciality.  
Surgical Instruments Sharpened,  
Repaired and made to order.

**151 Bay Street,**

Toronto.  
(Between Richmond & Queen Sts.)

Reference:  
J. FULTON, M.D., M.R.C.S.

**BLANCARD'S PILLS**  
of unchangeable taste  
of Iron

Blancard's Pills are specially recommended by  
the medical celebrities of the world for scrofula,  
(*Tumours, King's Evil, etc.*), the early stage of  
consumption, Constitutional Weakness, Poorness of  
Blood, and for provoking and regulating its peri-  
odic course. The genuine have a reactive silver seal  
attached to the lower part of the cork, and a  
green label on  
the wrapper,  
bearing the fac-  
simile of the  
signature of

*Blancard*

Pharmacia, rue Bonaparte, 44, Paris,  
without which none are genuine.

**BEWARE OF IMITATIONS.**

**A. M. ROSEBRUGH M.D.,**

(Surgeon to the Toronto Eye and Ear Dispensary.)

May be consulted at the residence of

**Dr. J. W. Rosebrugh, Upper James St. Hamilton,**

THE

Last Saturday of every Month.

*Private Treatment of Opium Habitues.*

**DR. J. B. MATTISON**

Continues to receive cases of Opium Habituation at his  
residence, 185 Livingston Street, Brooklyn N.Y., to whom  
he devotes his special professional attention. Number limited—  
four—and select. None but opium habitues admitted.  
Advantages: handsomely furnished apartments, desirable  
privacy, a liberal cuisine, cheerful social surroundings, and  
personal professional attention based upon several years'  
experience in the management of this disease. Details on  
application.

**D. W. KOLBE & SON,**

Manufacturers of SURGICAL and ORTHOPEDICAL INSTRU-  
MENTS, ARTIFICIAL LIMBS, TRUSSES, ABDOMINAL  
SUPPORTERS, ELASTIC STOCKINGS, &c.

**1207 ARCH STREET, PHILADELPHIA**

Late of 15 S. Ninth St.

CATALOGUE LIST FREE ON APPLICATION.

**DR. R. A. REEVE**

MAY BE CONSULTED AT THE

**TECUMSEH HOUSE, LONDON**

On the First Saturday of every month.

Residence and Office, 22 Shuter, St., Toronto.

A PLACE FOR YOUR DICTIONARY,  
A PLACE FOR YOUR NEWSPAPERS,  
A PLACE FOR YOUR PERIODICALS,  
And an ornament for your house, all in one,  
**THE NOYES DICTIONARY HOLDER.**

A thousand dictionaries in out-of-the-way places will not instruct, while a single  
dictionary mounted in the Noyes Dictionary Holder will instruct, and will  
be the right helper of the great lexicons, and in making  
In these vast stores of learning available, is second only in importance to the  
lexicons themselves. The holder is now made in five styles, but es-  
pecial attention is called to the Lacquered White Holder,  
the finish of which is more durable and brilliant than



metal, and has much the appearance of silver. This finish con-  
tributes to its beauty, and will  
stand any amount of rough usage. The Lacquered White Holder is  
meeting with great favor wherever seen. A neat attachment is now  
made for holding newspapers and magazines, thus bringing together the pub-  
lications most constantly referred to—the Paper, the Periodical and the Dic-  
tionary.  
Address L. W. NOYES, 89 and 101 West Monroe St., Chicago,  
Ill., U.S.A.

# Syr. Hypophos. Co., Fellows.

—CONTAINS—

**The Essential Elements** to the Animal Organization—Potash and Lime;

**The Oxidizing Agents**—Iron and Manganese;

**The Tonics**—Quinine and Strychnine;

AND

**The Vitalizing Constituent**—Phosphorus,

Combined in the form of Syrup, with SLIGHT ALKALINE REACTION.

---

LETTER FROM ROBERT W. PARKER, M.R.C.S., ENG., Med. Chir. and Obs. S.: Assist.-Surg.  
E. Lond. Children's Hospital; Author of "Tracheotomy in Laryngeal Diphtheria."

DEAR SIR—

8 OLD CAVENDISH STREET,  
CAVENDISH SQUARE, LONDON, W.

I have used your Syrup of Hypophosphites in the Children's Hospital. I find that it is well taken, and consider it an important addition to our Pharmacopœial remedies. Combined either with Glycerine or Cod Liver Oil, it has proved itself an efficacious remedy in Scrofulous Diseases affecting bones or joints.

In the debility which often follows on the exanthemata, and especially in that which follows diphtheria, I have found it a very useful tonic.

I must thank you for the present of the Syrup to the Hospital.

Yours faithfully,

MR. FELLOWS.

ROBERT WM. PARKER.

---

*Each Bottle of FELLOW'S HYPOPHOSPHITES contains over 100 doses.*

---

**Prepared by JAMES I. FELLOWS, Chemist.**

---

**PRINCIPAL OFFICES:**

ST. ANTOINE STREET,  
MONTREAL, CANADA.

48 VESEY STREET,  
NEW YORK, U. S.

**8 SNOW HILL, HOLBORN VIADUCT, LONDON.**

Pamphlet sent to Physicians on application.

---

In corresponding with advertisers, please mention the CANADA LANCET.

**SPECIALTIES.**

**JOHN WYETH & BRO., Philadelphia.**

**P. A P O M A**

Is made out of the entire kernels of the choicest wheat, subject to a peculiarly thorough process of torrefaction or roasting, by means of patented apparatus. The phosphates and all the constituents of the grain are retained, the gluten cooked, and the starch converted into dextrine; and the result is, that the elements necessary for the nutrition and support of the infant body, are supplied in such a condition as to be easily digested and assimilated.

**MEDICINAL FLUID EXTRACTS.**

Our List of **FLUID EXTRACTS** embraces not only those official in our Pharmacopœia, but also those whose therapeutical value has induced their use among physicians.

Our many years' experience as practical pharmacutists, thorough knowledge of the character and properties of each drug, together with appliances for manufacturing (which, for completeness and economy of working, cannot be excelled), enable us to produce a line of Fluid Extracts of unsurpassed purity, activity and reliability. We ask for them the most careful and critical examination and comparison, claiming, as we do, their superiority over almost all other similar preparations in the market. We feel confident our claims will be sustained by any unprejudiced and experienced druggist.

Every detail of their manufacture, from the crude drug to the completion of the operation, is based upon the most extended and intelligent knowledge of the characteristics of each drug.

**PEPTONIC PILLS.**

**Pepsin, Pancreatin with Lacto-Phosphate of Lime and Lactic Acid.**

*(Copyright secured.)*

This Pill will give immediate relief in many forms of Dyspepsia and Indigestion, and will prove of permanent benefit in all cases of enfeebled digestion produced from want of proper secretion of the Gastric Juice. By supplementing the action of the stomach, and rendering the food capable of assimilation, they enable the organ to recover its healthy tone, and thus permanent relief is afforded. One great advantage of the mode of preparation of these Pills is the absence of sugar, which is present in all ordinary Pepsin and Pancreatin compounds—in this form the dose is much smaller, more pleasant to take, and is less apt to offend the already weak and irritable stomach. The results of their use have been so abundantly satisfactory that we are confident that further trial will secure for them the cordial approval of the Medical Profession and the favor of the general public.

**COMPRESSED TABLETS OF CHLORATE OF POTASH.**

**For Hoarseness, Bronchial Irritation, Sore Throat, Diphtheria, Croup, Etc., Etc.**

Chlorate of Potash is a remedy of acknowledged value in cases of Diphtheritic Sore Throat, and in inflammation of the Mouth and Throat, induced by a depressed state of the system. In these instances, as in the milder forms of Croup, it has, besides its depurative and detergent effects, a solvent action on the deposits characteristic of those troublesome and dangerous affections. It relieves Hoarseness; and in many cases of Fetid Breath from disordered secretions, it proves an efficient corrective. Its virtues in simple Angina, or ordinary Sore Throat, are recognized by many of the most eminent Physicians.

Samples will be sent to Practicing Physicians free of cost, by addressing the General Agents,

**PERRY DAVIS & SON & LAWRENCE,**

**MONTREAL, P.Q.**



PUT UP

—IN—

1 lb. Cans  
5 "  
10 "  
25 "  
50 "  
100 "



SAMPLES

furnished  
on  
application.

—  
THE  
POST OFFICE  
LAWS

FORBID anything  
of an oleaginous  
nature being sent  
through the mail.

In chemical composition, Cosmoline [Unguentum Petrolei] is an oleaginous hydrocarbon, corresponding to the heavy petroleum oils, and containing a large amount of the paraffines and olefines of formulae  $C_{16}H_{34}$  &  $C_{16}H_{32}$ . It contains but a small percentage of the paraffines and olefines, corresponding to the formula  $C_7H_{16}$  and  $C_7H_{14}$ , respectively, and the offensive and irritating properties of the crude oil have been carefully removed. In the process of purification, no acids, alkalies, or other chemicals are employed, and no injurious additions of any kind are made to the natural product. The result is a semi-solid, translucent substance, with a faint odor, an unctuous feel and a slightly fatty taste.

Cosmoline [Unguentum Petrolei] melts at about  $100^\circ$  Fah. ( $38^\circ$  Cent.); and boils at about  $625^\circ$  Fah. ( $329^\circ$  Cent.); its specific gravity is about 0.875 at  $60^\circ$  Fah.

As it contains no oxidizable or organic matter capable of change by putrefaction or fermentation, and is absolutely without affinity for moisture, it offers to the profession an admirable unguent, which can never decompose, ferment, or become rancid in any climate or temperature.

291 MADISON AVENUE, NEW YORK, February 26th, 1878.

I have examined the preparations of Cosmoline as manufactured by E. F. Houghton & Co., Philadelphia, and believe them well adapted to the purposes for which they are designed. As lubricants, and as the bases of simple or medicated ointments, they have a decided advantage over the fixed oils and fatty substances in ordinary use, in that they do not become rancid, and do not acquire irritating qualities from atmospheric exposure.

ALFRED C. POST, M.D., LL.D.,

*Emeritus Professor of Clinical Surgery in the University of New York, Visiting Surgeon to Presbyterian Hospital, etc.*

218 SOUTH SIXTEENTH STREET, PHILADELPHIA, July 7th 1880.

Messrs. E. F. HOUGHTON & Co. :

Gentlemen—The petroleum product prepared by you and supplied to physicians under the name of Cosmoline [Unguentum Petrolei], was first brought to my notice while I was a Resident Physician in the Pennsylvania Hospital, and it at once commended itself to me as a bland emollient, as an elegant substitute for Carron oil in burn and scalds, as a protective in excoorations and certain diseases of the skin, and as an excipient in the place of lard for applications to the eye and ear. For the last five years I have used the plain Cosmoline, both in hospital and private practice, in Gynecological and Obstetrical cases, with perfect satisfaction, and consider it much superior to Olive Oil, which is so generally used. Carbollated Cosmoline is a most valuable combination, but the rose-scented Cosmoline is beyond all question, a work of art, which cannot be too highly commended. I have the honor to be,

Very respectfully, yours,

FRANK WOODBURY, M.D.,  
Physician to German Hospital.

PHILADELPHIA, July 10th, 1880.

Messrs. E. F. HOUGHTON & Co. :

I have for a number of years made extensive use of Cosmoline [Unguentum Petrolei] and consider it a most valuable article for surgical purposes. Either as a dressing by itself, or as a vehicle for the application of medicaments, it is greatly superior to lard or other fatty matters, especially by reason of its non-liability to change by time or temperature.

Yours truly,

JOHN H. PACKARD, M.D.

1061 WALNUT STREET, PHILADELPHIA.

Messrs. E. F. HOUGHTON & Co. :

I have used extensively Cosmoline [Unguentum Petrolei] both in Dispensary and private practice, with very great satisfaction. As a vehicle for making ointments it is invaluable, and far superior to lard, for the reason that it will not become rancid or undergo chemical change like the latter, when exposed to the atmosphere. I cannot too highly commend it as an application in various skin diseases.

Yours truly,  
JOHN V. SHOEMAKER, A.M., M.D.,  
Physician to the Pennsylvania Free Dispensary for Skin Diseases.

208 West 24th Street, New York.

Messrs. E. F. HOUGHTON & Co.,

GENTS:—I fully appreciate the value of your Cosmoline or Ungt. Petrolei and prescribe it frequently in ointments. Fluid Cosmoline I have used constantly for several years, as a lubricant of urethral sounds. It is the cleanest oil I know of for this purpose.

Yours truly,

GEO. HENRY FOX.

PREPARED BY

E. F. HOUGHTON & CO.,

211 S. FRONT STREET, PHILADELPHIA.

In corresponding with advertisers please mention the CANADA LANCET.

# Grimault & Co.'s Pharmaceutical Products,

Prepared with scrupulous care under the immediate supervision of a practical chemist, at their model laboratory at Neuilly, near Paris.

Offices and salesrooms, No. 8 Rue Vivienne, Paris.

The attention of the medical profession is directed to a few leading products:

## Dusart's Syrup and Wine of Lacto-Phosphate of Lime

In these preparations phosphate of lime is presented in the combination in which it exists in the stomach, after it has been acted upon by the gastric fluid. They are especially adapted, and have been used with great success in *Rachitic* and *Scrofulous Affections* in children; the *Languor* caused by too rapid growth and development in youth; the *Debility* attendant upon old age; *Weakness in Females*, caused by the nursing of children; *Slow Convalescence*; certain forms of *Dyspepsia*, caused by the low vitality of the system. In cases of *Fractures* their use has been found to cause a more rapid formation of the *Callus*, and in cases of wounds, the cicatrization has been more prompt, while its administration to children facilitates the general development, and especially the process of *Ossification and Dentition*. Dusart's work on the "Physiological and Therapeutic Action of Phosphate of Lime," will be sent free on application to Messrs. Sugden Evans & Co.

## CHAPOTEAUT'S PEPSICAL PEPTONES.

These Peptones, prepared with great care, contain only Beef digested and rendered assimilable by a *pepsin* always titrated and regular, extracted from the stomach of the sheep, digesting 700 to 800 times its weight of fibrine, and which cannot be found in commerce. They possess a great alimentary power and give to the digestive organs an intense nutritive action. They must not be confounded with other Peptones prepared either with rennet of sheep or with pancreas of Pork, and containing a product coming more from the digestion of the mucous glands than from the meat.

These Preparations are sold in three forms:

### 1st. CHAPOTEAUT'S PEPSICAL PEPTONE POWDER.

This has only the taste of Meat and offers the advantage of being able to be taken with the first spoon of soup. It is soluble in water, bouillon, or wine. Each teaspoonful represents about 4 grammes of Peptone, or 21 to 22 grammes of Beef, **entirely digested and assimilable**. Each bottle contains 30 grammes of **Peptone**, representing 160 to 165 grammes of Beef, and sufficient for the nourishment of an adult.

### 2nd. CHAPOTEAUT'S PEPSICAL PEPTONE CONSERVE.

This article is a neutral, aromatic liquid, and keeps well. Each teaspoonful represents double of its weight of Beef, and is taken either pure or in soup, wine, jellies, or syrup, and also under the form of alimentary injections.

### 3rd. CHAPOTEAUT'S PEPSICAL PEPTONE WINE.

Each small wine-glass contains the Pepsical Peptone of 10 grammes of Beef. It has a very agreeable taste, and constitutes an excellent aliment, which the patient and children accept with pleasure. It is taken at the beginning of meals, in doses of one or two small wine-glasses.

## IODIZED SYRUP OF HORSE RADISH,

Being an intimate combination of Iodine with the juice of the antiscorbutic plants *Lepidium Communis*, *Cochleria Armorica* and *Cochleria Officinalis*, so well combined according to Claude Bernard's process that it is insensible to the reaction of starch.

Our Syrup has replaced in the practice of a great many leading physicians Cod-Liver Oil, and most of the iodized preparations. It has been employed mostly in diseases of the *Lymphatics*, *Scrofula*, *Obstruction of the Glands*, *Rickets*, eruptions, diseases of the skin, and in fact all ailments caused by a defect or acridness of the blood. It is depurative, and at the same time a strengthener and a tonic.

Drs. Bazin, Cazenave, Devergie, of the Hospital St. Louis, prescribe it in all diseases of the skin, with or without syphilitic origin. Drs. Favrot, Ricord, and other syphilographers, consider it the most powerful depurative, as well as the surest, in old *syphilitic affections*, and never impairing the constitution already weakened by disease or by the effects of mercury.

## GUARANA POWDER.

This substance is the resinous powder of the fruit of the "Paulinia Sorbilis," gathered by Guarana Indians in Uruguay. Taken to the dose of thirty grains (dose of each of our packages) in a glass of water with sugar, it is a sovereign remedy for *Hemicrania* (migrain), *Headaches* and *Neuralgia*.

The balsamic and astringent properties of this plant have caused it to be extensively used in general practice, and with great success, as a remedy for *diarrhoea* and *dysentery*—the dose then being two or three powders a day, that is to say, from sixty to ninety grains daily.

## MIDY'S ESSENCE OF SANTAL.—(Prepared by a first-class Chemist.)

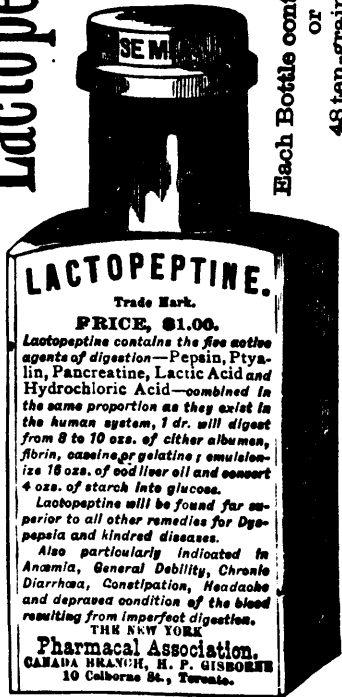
The essence of **Santal** is employed with success in the place of *copaiba* and *cubeb*s. It is inoffensive even in the largest dose. At the end of 48 hours its use causes complete relief, and the discharge is reduced to a serous oozing whatever may be the color or abundance of the secretion. Its use occasions neither indigestion, eructations, nor *diarrhoea*, and the urine does not exhibit any odor.

**Midy's Santal** is chemically pure. It is put up in the form of small round capsules, and taken in the dose of 10 to 12 capsules per day, and gradually diminished according as the discharge is lessened.

Agents for Canada: Messrs. H. Sugden Evans & Co., Montreal.

Toronto Agency, J. H. PEARCE & Co., 23 Front St., West.

Lactopeptine.



Each Bottle contains 1 ounce  
OR  
48 ten-grain Doses.

DEMONSTRATED SUPERIORITY OF

# LACTOPEPTINE

AS A DIGESTIVE AGENT.

Certificate of Composition and Properties of Lactopeptine by Professor ATTFIELD, Ph.D., F.R.S., F.I.C., F.C.S., Professor of Practical Chemistry to the Pharmaceutical Society of Great Britain.

LONDON, May 3, 1883.

Lactopeptine having been prescribed for some of my friends during the past five years—apparently with very satisfactory results—its formula, which is stated on the bottles, and its general character, have become well known to me. But recently the manufacturer of this article has asked me to witness its preparation on the large scale, to take samples of its ingredients from large bulks, and examine them and also mix them myself, and to prepare Lactopeptine from ingredients made under my own direction, doing all this with the object of certifying that Lactopeptine is what its maker professes it to be, and that its ingredients are in quality the best that can be obtained. This I have done, and I now report that the almost inodorous and tasteless pulverulent substance termed Lactopeptine is a mixture of the three chief agents which enable ourselves and all animals to digest food. That is to say, Lactopeptine is a skillfully prepared combination of meat-converting, fat-converting, and starch-converting materials, acidified with those small proportions of acids that are always present in the healthy stomach; all being disseminated in an appropriate vehicle, namely, powdered sugar of milk. The acids used at the factory—lactic and hydrochloric—are the best to be met with and are perfectly combined to form a permanent preparation; the milk sugar is absolutely pure; the powder known as "diastase" or starch-digesting (bread-, potato-, and pastry-digesting) material, as well as the "pancreatin," or fat-digesting ingredient, are as good as any I can prepare; while the pepsin is much superior to that ordinarily used in medicine. Indeed, as regards this chief ingredient, pepsin, I have only met with one European or American specimen equal to that used by the manufacturer of Lactopeptine. A perfectly parallel series of experiments showed that any given weight of acidified pepsin, alone, at first acts somewhat more rapidly than Lactopeptine containing the same weight of the same pepsin. Sooner or later, however, the action of the Lactopeptine overtakes and outstrips that of pepsin alone, due, no doubt, to the meat-digesting as well as the fat-digesting power of the pancreatin contained in the Lactopeptine. My conclusion is that Lactopeptine is a most valuable digesting agent, and superior to pepsin alone.

JOHN ATTFIELD.

LACTOPEPTINE contains all the agents of digestion that act upon food, from mastication to its conversion into chyle, thus combining all the principles required to promote a Healthy Digestion.

One of its chief features (and the one which has gained it a preference over all digestive preparations) is, that it precisely represents in composition the natural digestive juices of the stomach, pancreas and salivary glands, and will therefore readily dissolve all foods necessary to the recuperation of the human organism.

## FORMULA OF LACTOPEPTINE :

Sugar of Milk.....	40 ounces.	Veg. Ptyalin or Diastase.....	4 drachms.
Pepsin.....	8 ounces.	Lactic Acid.....	5 fl. drachms.
Pancreatine.....	6 ounces.	Hydrochloric Acid.....	5 fl. drachms.

LACTOPEPTINE is sold entirely by Physicians' Prescriptions, and its almost universal adoption by physicians is the strongest guarantee we can give that its therapeutic value has been most thoroughly established.

The undersigned having tested LACTOPEPTINE recommend it to the profession.

ALFRED F. A. KING, M.D., Washington, D. C.  
*Prof. of Obstetrics, University of Vermont.*

D. W. YANDELL, M.D., *Prof. of the Science and Art of Surg. and Clinical Surg., University of Louisville, Ky.*

L. P. YANDELL, M.D., *Prof. of Clin. Med., Diseases of Children, and Dermatology, University of Louisville, Ky.*

ROBT. BATTEY, M.D., Rome, Ga., *Emeritus Prof. of Obstetrics, Atlanta Med. College, Ex-Pres. Med. Association of Ga.*

CLAUDE H. MASTIN, M.D., LL.D., Mobile, Ala.  
PROF. H. C. BARTLETT, Ph.D., F.C.S., London, England.

ALFRED L. LOOMIS, M.D., *Prof. of Pathology and Practics of Med., University of the city of New York.*

SAMUEL R. PERCY, M.D., *Prof. Materia Medica, New York Medical College.*

F. LE ROY SATTERLEE, M.D., Ph.D., *Professor Chem., Mat. Med. and Therap. in N. Y. Col. of Dent.; Prof. Chem. and Hyg. in Am. Vet. Col., etc.*

JAS. AITKIN MEIGS, M. D., Philadelphia, Pa., *Prof. of the Institutes of Med. and Med. Juris. Jeff. Med. College; Phy. to Penn. Hospital.*

W. W. DAWSON, M.D., Cincinnati, Ohio, *Prof. Prin. and Prac. Surg., Med. Col. of Ohio; Surg. to Good Samaritan Hospital.*

PROF. JOHN ATTFIELD, Ph.D., F.R.S., F.C.S., London, Eng.

For further particulars concerning Lactopeptine, the attention of the Profession is respectfully directed to our 32-page Pamphlet, which will be sent on application.

MANUFACTURED BY THE N. Y. PHARMACAL ASSOCIATION, NEW YORK.

CANADA BRANCH:—H. P. GISBORNE, 10 COLBORNE ST. TORONTO.

# GELATUM VASELINE PETROLEI

**GRAND MEDAL at the Philadelphia Exposition, 1876.**  
**SILVER MEDAL at the Paris Exposition, 1878.**  
**MEDAL OF PROGRESS by the American Institute, 1880.**

**Bronze Medal and Diploma Awarded by the American Institute for 1874.**

"Vaseline is an admirable preparation for many of the uses mentioned. As a base for ointments, it has given very great satisfaction, whilst its freedom from rancidity or liability to become rancid gives it great advantage over many animal and fatty bodies. We deem it an article of great value, and deserving of special mention for the above purposes." Bronze Medal awarded

Signed by { P. W. JEDFORD, }  
 { ISADOR WALZ, } Chemists.

The attention of physicians, druggists and hospitals, is called to this article, and to the fact that it is favourably regarded and extensively used in the United States, on the continent and in England, by the profession and pharmacists as a base for

## OINTMENTS, CERATES, &c.,

As a dressing for WOUNDS, CUTS, BRUISES, BURNS, SPRAINS, PILES, RHEUMATISM, SKIN DISEASES, CATARRH, SORES or ERUPTIVE DISEASES, and all contused and inflamed surfaces, it is not equalled by any known substance.

In the treatment of COUGHS, COLDS, CROUP, DIPHTHERIA, and of THROAT and CHEST complaints, the best results are obtained.

**One Pound Cans, 60cts. Five Pound Cans, \$1.50.**

Extract from Report of Dr. Galezowski, the distinguished French Oculist.

"Vaseline is the best pharmaceutical preparation in the making of Ointments, as it is completely neutral and unchangeable. I saw it used for the first time in London by Dr. Lanson. I then procured the 'Vaseline' myself, and have experimented with it for four months on over one thousand patients, and I must declare that the knowledge acquired by practice has surpassed my expectations by far. I have also prepared large quantities of eye ointments with 'Vaseline,' and have employed them on numerous maladies with very great success, and I can affirm that 'Vaseline' is very precious in ocular therapeutics, and must replace all the ointments in use at the present time."

"In conclusion, on account of its unalterability and its great affinity for perfumes, I believe that 'Vaseline' merits the attention of the scientific and industrial world."

**DR. REUSCHE, of Hamburg (translation) says:**

"In six cases of small-pox I have used Vaseline with eminent success—one a severe case of variola vera—a boy sixteen years old, not vaccinated.

"It developed the disease rapidly, and shortened considerably the duration of it—the time varying from seven to twenty days, the latter period for the most serious case only.

"While the application of Vaseline was regularly renewed, all inflammation and fever were kept off, and none of the patients, at any time, suffered any pain or great inconvenience, whereas, if neglected, the patient would become irritable and feverish.

"Applied internally, it removed the small-pox in the mouth and throat in a few days.

"A few scars remained in only one case, but the patient will outgrow these, as they are very slight."

From the LONDON LANCET, Jan'y 5th, 1878:

"We have before noticed this preparation of petroleum in terms of warm praise. It is of the consistency of butter, is perfectly free from odor, and does not become rancid. We have now before us several new preparations made from it, which are so useful as to call for remark. They are a pomade, a cold cream, and a camphor ice, all of excellent quality. We have tried all of them with most satisfactory results, having found them greatly superior to the preparations in common use."

"This article is one of great merit as a base for Cerates, Ointments, etc., and for Medicinal and Toilet uses, and is superior to the present bases used for Ointment, etc. It deserves the patronage of the profession, and shows maintained superiority." A Silver Medal awarded.

Signed by { NEWTON SQUIBBER, }  
 { F. W. HUNT, }  
 { S. R. PEROT, } Chemists.

**Silver Medal and Diploma Awarded by the American Institute for 1875.**

We manufacture the following Standard Ointments, according to the United States Pharmacopoeia, using Vaseline as a base instead of lard:

**Ung.: Hydrargyri (½ Mercury) ..... Ung.: Zinci Oxidi.**  
**Ung.: Hydrargyri: Nitratis (Citrine Ointment) ..... Cerat.: Resinae.**  
**Cerat.: Plumbi Sub-acetatis (Goulards Cerate) ..... Cerat.: Simplex.**

We recommend them as vastly superior to anything in use. PRICE 75 CTS. PER POUND. NO CHARGE FOR JARS. Send for Pamphlet.

**Chesebrough Manufacturing Company, New York,**

No. 249 NOTRE DAME STREET, MONTREAL.

Pomade Vaseline, Vaseline Cold Cream, Vaseline Camphor Ice, and Vaseline Toilet Soap, are all exquisite toilet articles made from pure Vaseline, and excel all similar ones.

NEW REMEDIES!

**—DIURETICS—**

**PREPARED BY PARKE, DAVIS & CO.,**  
**MANUFACTURING CHEMISTS, DETROIT, MICH.**

The following drugs, preparations of which containing the medicinal principles in their most eligible form, we offer the medical profession, have for some time been in use by a sufficient number of physicians to determine their value. Such claims as we make for them are based exclusively on the reports which we have collated from the medical press. These reports have been preserved by us in extenso, and we are prepared to furnish copies, gratis, to all who may be sufficiently interested to apply for them. We hazard nothing in asking for these drugs a more thorough trial, with a view to commending them to the use of those who are not already familiar with them.

**SIERRA SALVIA.**

(ARTEMISIA FRIGIDA.)

FLUID EXTRACT OF THE HERB. DOSE, 1 TO 2 FLUIDRACHMS.

This species of the Artemisia was introduced by Dr. A. Comstock, of Silver Cliff, Colorado, as a substitute for quinine. In the treatment of periodic fevers, he gives a teaspoonful of the fluid extract in a glass of strong, hot lemonade, one hour before the expected chill, and repeats in 30 minutes if the stage of perspiration has not set in. In rheumatism, scarlet fever, diphtheria, etc., he uses it hot as above, and repeats every half-hour, until perspiration and urination are certainly established.

**VACCINIUM CRASSIFOLIUM.**

FLUID EXTRACT OF THE PLANT. DOSE 30 MINIMS TO 1 FLUIDRACHM.

Astringent and diuretic, resembling uva ursi to some degree. Useful in catarrhal inflammation of the genito-urinary tract, gleet, chronic cystitis, etc. In dropsy, from whatever cause, it is an active diuretic, assisting the removal of the effused fluid. It has also been given with benefit in chronic diarrhoea and dysentery.

**RHUS AROMATICA.**

This drug has had a very thorough trial as a remedy in nocturnal incontinence of urine, and the very general verdict is that it is a remedy of value in this troublesome affection. Its action consists chiefly in improving the tone of the sphincter muscles, but it also exerts a soothing influence over the mucous lining of the bladder, rendering the organ more tolerant of the normal urinary secretion.

Dr. McClanahan, who first prominently called attention to the virtues of Rhus Aromatica, claims for this drug almost specific properties in nocturnal incontinence of urine, either in old or young. He regards it as also useful in hematuria and in menorrhagia, while it is further recommended by some as a remedy in atonic diarrhoea, dysentery and summer complaints of children.

FLUID EXTRACT OF THE BARK OF THE ROOT. DOSE, 5 TO 30 MINIMS.

**CORN SILK.**

(STIGMATA MAIDIS.)

FLUID EXTRACT OF THE GREEN PISTILS. DOSE, FROM 1 TO 2 FLUIDRACHMS.

This article has lately been very highly spoken of as a demulcent and diuretic in catarrhal inflammations of the kidneys and bladder. Cases are reported by Dr. Dassum, in "*l'Union Medicale*," in which the urine exhibited a strong ammoniacal odor, with heavy morbid deposits, which were speedily relieved by the administration of corn silk. The use of the drug in this country has corroborated the favorable opinion conceived of it in France.

**KAVA KAVA.**

(PIPER METHYSTICUM.)

FLUID EXTRACT OF THE ROOT. DOSE, 20 TO 60 MINIMS.

This drug has for a long time been used in its native habitat as a remedy for gonorrhoea, and seems to have been very effectual. It has also been used beneficially by the natives in gout, bronchitis and in erysipelatous eruptions.

Two or three doses should be given during the day, each with a full goblet of water. It is said that 20 minutes after the first dose, a pressing desire to urinate is experienced. The quantity of urine is abundant, and it becomes as limpid and as clear almost as water. The Kava, moreover, acts like a bitter tonic, is pleasant to take, stimulates the appetite, does not derange the digestive functions, and produces neither diarrhoea nor constipation.

**PARKE, DAVIS & CO., Manufacturing Chemists.**