




**IMAGE EVALUATION
TEST TARGET (MT-3)**



**Photographic
Sciences
Corporation**

23 WEST MAIN STREET
WEBSTER, N.Y. 14580
(716) 872-4503

**CIHM
Microfiche
Series
(Monographs)**

**ICMH
Collection de
microfiches
(monographies)**



Canadian Institute for Historical Microreproductions / Institut canadien de microreproductions historiques

© 1993

Technical and Bibliographic Note / Notes techniques et bibliographiques

The Institute has attempted to obtain the best original copy available for filming. Features of this copy which may be bibliographically unique, which may alter any of the images in the reproduction, or which may significantly change the usual method of filming, are checked below.

L'Institut a microfilmé le meilleur exemplaire qu'il lui a été possible de se procurer. Les détails de cet exemplaire qui sont peut-être uniques du point de vue bibliographique, qui peuvent modifier une image reproduite, ou qui peuvent exiger une modification dans la méthode normale de filmage sont indiqués ci-dessous.

Coloured covers/
Couverture de couleur

Coloured pages/
Pages de couleur

Covers damaged/
Couverture endommagée

Pages damaged/
Pages endommagées

Covers restored and/or laminated/
Couverture restaurée et/ou pelliculée

Pages restored and/or laminated/
Pages restaurées et/ou pelliculées

Cover title missing/
Le titre de couverture manque

Pages discoloured, stained or foxed/
Pages décolorées, tachetées ou piquées

Coloured maps/
Cartes géographiques en couleur

Pages detached/
Pages détachées

Coloured ink (i.e. other than blue or black)/
Encre de couleur (i.e. autre que bleue ou noire)

Showthrough/
Transparence

Coloured plates and/or illustrations/
Planches et/ou illustrations en couleur

Quality of print varies/
Qualité inégale de l'impression

Bound with other material/
Relié avec d'autres documents

Continuous pagination/
Pagination continue

Tight binding may cause shadows or distortion along interior margin/
La reliure serrée peut causer de l'ombre ou de la distorsion le long de la marge intérieure

Includes index(es)/
Comprend un (des) index

Blank leaves added during restoration may appear within the text. Whenever possible, these have been omitted from filming/
Il se peut que certaines pages blanches ajoutées lors d'une restauration apparaissent dans le texte, mais, lorsque cela était possible, ces pages n'ont pas été filmées.

Title on header taken from: /
Le titre de l'en-tête provient:

Title page of issue/
Page de titre de la livraison

Caption of issue/
Titre de départ de la livraison

Masthead/
Générique (périodiques) de la livraison

Additional comments: /
Commentaires supplémentaires:

This item is filmed at the reduction ratio checked below /
Ce document est filmé au taux de réduction indiqué ci-dessous.

10X	12X	14X	16X	18X	20X	22X	24X	26X	28X	30X	32X
<input type="checkbox"/>	<input type="checkbox"/>	<input type="checkbox"/>	<input type="checkbox"/>	<input type="checkbox"/>	<input type="checkbox"/>	<input type="checkbox"/>	<input type="checkbox"/>	<input type="checkbox"/>	<input type="checkbox"/>	<input type="checkbox"/>	<input checked="" type="checkbox"/>

The copy filmed here has been reproduced thanks to the generosity of:


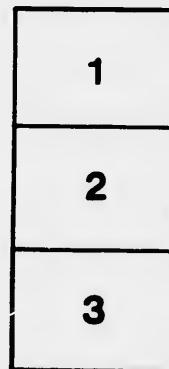
Library of the National
Archives of Canada

The images appearing here are the best quality possible considering the condition and legibility of the original copy and in keeping with the filming contract specifications.

Original copies in printed paper covers are filmed beginning with the front cover and ending on the last page with a printed or illustrated impression, or the back cover when appropriate. All other original copies are filmed beginning on the first page with a printed or illustrated impression, and ending on the last page with a printed or illustrated impression.

The last recorded frame on each microfiche shall contain the symbol \rightarrow (meaning "CONTINUED"), or the symbol ∇ (meaning "END"), whichever applies.

Maps, plates, charts, etc., may be filmed at different reduction ratios. Those too large to be entirely included in one exposure are filmed beginning in the upper left hand corner, left to right and top to bottom, as many frames as required. The following diagrams illustrate the method:



L'exemplaire filmé fut reproduit grâce à la générosité de:

La bibliothèque des Archives
nationales du Canada

Les images suivantes ont été reproduites avec le plus grand soin, compte tenu de la condition et de la netteté de l'exemplaire filmé, et en conformité avec les conditions du contrat de filmage.

Les exemplaires originaux dont la couverture en papier est imprimée sont filmés en commençant par le premier plat et en terminant soit par la dernière page qui comporte une empreinte d'impression ou d'illustration, soit par le second plat, selon le cas. Tous les autres exemplaires originaux sont filmés en commençant par la première page qui comporte une empreinte d'impression ou d'illustration et en terminant par la dernière page qui comporte une telle empreinte.

Un des symboles suivants apparaîtra sur la dernière image de chaque microfiche, selon le cas: le symbole \rightarrow signifie "A SUIVRE", le symbole ∇ signifie "FIN".

Les cartes, planches, tableaux, etc., peuvent être filmés à des taux de réduction différents. Lorsque le document est trop grand pour être reproduit en un seul cliché, il est filmé à partir de l'angle supérieur gauche, de gauche à droite, et de haut en bas, en prenant le nombre d'images nécessaire. Les diagrammes suivants illustrent la méthode.



STATEMENT OF CLERGY RESERVES SOLD, and of the Amount paid on each Lot, in the several Districts in that part of this Province formerly constituting the Province of Upper Canada, as they appear upon the Books of the Land Department of the Province of Canada, 30th June, 1841.

EASTERN DISTRICT.

No. of Sale	Date of Sale	Name of the Purchaser	Township	Lot	Con.	Acres	Price per Acre.	Total amount of Sale.		Amount of Principal Paid		Amount of Principal remaining unpaid, 30th June, 1841.					
								£	s.	d.	£	s.	d.	£	s.	d.	
	1829																
56	March 1837	George Sullivan	Charlottenburgh	A 4, south of 5		62 15	0	40	10	0	4 13	0	41	17	0		
2938	March 1840	Donald Campbell	do	9 or C	2	200 11	3	1	2	10	0	11	5	0	101	5	0
3886	Jan'y 1840	Andrew Cattamach	do	west half	C1	2	100 11	3	56	5	0	56	5	0	0	0	0
3890	Ronald McDonell	do	B-4, south of 5		200 11	3	112	10	0	112	10	0	0	0	0	0
3975	July 1831	John Calder	do	D do		200 11	3	112	10	0	22	10	0	90	0	0	0
511	March 1839	John Manning	Cornwall	east half	38 E. B. 5	100 15	0	75	0	0	15	0	0	60	0	0	0
3775	May 1832	Alex. McIntosh	do		38 7. E. B. 4 from the St. Lawrence river.	200 12	6	125	0	0	125	0	0	0	0	0	0
855	Oct'r 1835	P. Cockburn	Finch		10	8	200 11	3	112	10	0	11	5	0	101	5	0
857	Alex. Cameron	do		9	3	200 7	6	75	0	0	45	0	0	30	0	0
859	John McLean	do		9	1	200 10	0	100	0	0	50	0	0	50	0	0
2299	Dec'r 1835	J. H. Maxwell	do		3	12	200 10	0	100	0	0	10	0	0	90	0	0
2300	Neil McCall	do		10	4	200 10	0	100	0	0	10	0	0	90	0	0
2935	Feb'y 1837	J. Dillabough	do		3	2	200 10	0	100	0	0	10	0	0	90	0	0
3544	April 1840	William Denison	do	east half	17	8	100 10	0	50	0	0	5	0	0	45	0	0
3895	Feb'y 1829	Alex. McMillan	do		22	4	200 10	0	100	0	0	100	0	0	0	0	0
3905	Donald Cameron	do	west half	17	8	100 10	0	50	0	0	5	0	0	45	0	0
92	May 1831	Rt. R'd A. McDonell	Kenyon		3	3	100 15	0	75	0	0	75	0	0	0	0	0
542	June 1832	John McNaughton	do		34	8	200 12	6	125	0	0	125	0	0	0	0	0
636	Jan'y 1832	Alex. McRae	do		35	8	200 11	3	112	10	0	11	5	0	0	0	0
630	Donald McRae	do		7	2	200 10	0	100	0	0	10	0	0	90	0	0
845	Oct'r 1833	Donald McDonell	do		8	2	200 8	6	85	0	0	50	10	0	25	10	0
952	Jan'y 1833	Duncan McIntyre	do		31	9	200 10	0	100	0	0	10	0	0	90	0	0
953	D. McCrimmon	do		26	9	200 10	0	100	0	0	40	0	0	60	0	0
984	Cath. Cattamach	do	east half	8	6	100 10	0	50	0	0	50	0	0	0	0	0
1005	Dugald McMaster	do		6	8	200 11	3	112	10	0	112	10	0	0	0	0
1358	Dec'r 1834	John Urquhart	do		3	7	100 10	0	50	0	0	5	0	0	45	0	0
1386	Alex. McLennan	do	west half	1	8	100 11	3	56	5	0	5 12	6	50	12	6	0
1528	Feb'y 1834	Mal. McGillevray	do		24	9	200 10	0	100	0	0	70	0	0	30	0	0
1529	John McLean	do	west half	30	9	100 10	0	50	0	0	10	0	0	40	0	0
1530	K. McLennan	do	east half	29	1	100 7	6	57	10	0	3 15	0	33	15	0	0
1532	Morloch McMillan	do	east half	30	9	100 10	0	50	0	0	5	0	0	45	0	0
1542	March 1834	Donald Campbell	do	rear half	4	8	100 11	3	56	5	0	5 12	6	50	12	6	0
1545	Alexander McLeod	do		25	9	200 10	0	100	0	0	70	0	0	30	0	0
1546	John Campbell	do	front half	12	8	100 10	0	50	0	0	5	0	0	45	0	0
1538	Angus McLennan	do		9	9	200 10	0	100	0	0	10	0	0	90	0	0
1944	March 1835	Alexander McLeod	do	east half	1	8	100 11	3	56	5	0	39	7	6	16	17	6
1946	John McCrimmon	do	east half	2	8	100 11	3	56	5	0	39	7	6	16	17	6
1974	April 1835	Peter McCuaig	do	front half	4	8	100 11	3	56	5	0	39	7	6	16	17	6
1976	John Campbell	do		23	9	200 10	0	100	0	0	80	1	0	20	0	0
1977	Findlay McSweyn	do		11	9	200 10	0	100	0	0	20	0	0	80	0	0
2075	July 1835	Neil McCuaig	do	south half	5	9	100 10	0	50	0	0	15	0	0	35	0	0
2076	Donald McCuaig	do	north half	5	9	100 10	0	50	0	0	10	0	0	40	0	0
2261	Nov'r 1840	Dugald McMaster	do	east half	7	8	100 10	0	50	0	0	50	0	0	0	0	0
3889	Jan'y 1841	Duncan McRae	do		20	9	200 10	0	100	0	0	100	0	0	0	0	0
4013	Sept. 1	Duncan McLean	do		20	6	200 10	0	100	0	0	100	0	0	0	0	0
4014	Dugald McMaster	do	west half	7	8	100 10	0	50	0	0	50	0	0	0	0	0
4063	Nov'r 1841	Angus Fraser	do	east half	14	6	100 10	0	50	0	0	50	0	0	0	0	0

1841
(22)

EASTERN DISTRICT—CONTINUED.

No. of Sale.	Date of Sale.	Name of the Purchaser.	Township	Lot	Con.	Acres.	Price per Acre.	Total amount of Sale.	Amount of Principal paid.	Amount of Principal remaining unpaid, 30th June, 1911.	
							£ s. d.	£ s. d.	£ s. d.	£ s. d.	
	1829										
55	March 1832	John McRae	Lancaster	38	3	150 15	0	112 10 0	11 5 0	101 5 0	
63	Jan'y 1832	August McDonald	do	16	2	200 10	0	100 0 0	100 0 0	0 0 0	
637	Jan'y 1832	John McLaren	do	38	2	120 12	6	75 0 0	2 10 0	52 10 0	
638	Jan'y 1832	Donald McLennan	do	38	4	150 11	3	81 7 6	33 15 0	50 12 6	
814	Oct'y 1832	Donald McDonald	do	38	8	150 20	0	150 0 0	75 0 0	75 0 0	
818	Jan'y 1832	Luke Hume	do	38	9	150 5	0	37 10 0	37 10 0	0 0 0	
867	Jan'y 1833	James McDowell	do	38	7	139 11	3	75 3 9	31 5 6	46 18 3	
959	Jan'y 1833	Archibald Stewart	do	35	2	100 11	3	56 5 0	56 5 0	0 0 0	
974	Jan'y 1833	Archibald McBurn	do	16	3	200 10	0	100 0 0	100 0 0	0 0 0	
974	Jan'y 1833	George McBurn	do	north part	15	3	100 10	0	50 0 0	45 0 0	
1138	Jan'y 1845	Rt. W. A. McDonald	do	38	5	150 11	3	84 7 6	8 8 9	73 18 9	
1560	March 1845	Arch. McBurn, sen.	do	north half	17	3	130 10	0	50 0 0	45 0 0	
2220	Oct'y 1848	John Ross	do	34	2	100 11	3	56 5 0	11 5 0	45 0 0	
5662	Nov'y 1849	John McLennan	do	north half	29	3	100 10	0	50 0 0	45 0 0	
3712	April 1849	Donald Cameron	do	30	2	100 11	3	56 5 0	39 7 6	16 17 6	
4067	Nov'y 1849	Alexander Fraser	do	38	6	150 11	3	81 7 6	81 7 6	0 0 0	
57	March 1830	Donald McDonald	Lechiel	34	1	200 20	0	200 0 0	80 0 0	120 0 0	
91	May 1830	Rt. W. A. McDonald	do	38	2	150 20	0	150 0 0	150 0 0	0 0 0	
144	Jan'y 1831	John McDowell	do	28	4	200 15	0	150 0 0	150 0 0	0 0 0	
510	June 1832	Donald McDonald	do	28	3	200 15	0	150 0 0	150 0 0	0 0 0	
631	Jan'y 1832	John Fraser	do	16	4	200 10	0	100 0 0	100 0 0	0 0 0	
632	Jan'y 1832	John McLaren	do	8	7	100 11	3	56 5 0	56 5 0	0 0 0	
633	Jan'y 1832	John McLaren	do	12	2	200 10	0	100 0 0	100 0 0	0 0 0	
816	Oct'y 1832	Donald McDonald	do	28	2	200 10	0	100 0 0	70 0 0	30 0 0	
847	Jan'y 1833	Alexander Kennedy	do	34	8	100 20	0	100 0 0	100 0 0	0 0 0	
875	Jan'y 1833	John Robertson	do	8	7	100 11	3	56 5 0	56 5 0	0 0 0	
950	Jan'y 1833	Donald Campbell	do	front half	8	8	100 11	3	56 5 0	56 5 0	0 0 0
951	Jan'y 1833	Donald Campbell	do	rear half	2	7	20 6	3	62 10 0	6 5 0	56 5 0
960	Jan'y 1833	John McCarg	do	front half	14	4	100 10	0	50 0 0	5 0 0	45 0 0
961	Jan'y 1833	Peter Stewart	do	6	7	200 10	0	100 0 0	80 0 0	20 0 0	
962	Jan'y 1833	John Campbell	do	front half	13	9	100 11	3	56 5 0	22 10 0	33 15 0
963	Jan'y 1833	Duncan McLaren	do	rear half	2	8	100 8 9	43 15 0	4 7 6	39 7 6	
964	Jan'y 1833	Donald McLaren	do	front half	2	8	100 8 9	43 15 0	4 7 6	39 7 6	
965	Jan'y 1833	Henry Cam	do	rear half	10	8	100 11	3	56 5 0	56 5 0	0 0 0
966	Jan'y 1833	James McGibbon	do	front half	10	8	100 11	3	56 5 0	28 2 6	28 2 6
967	Jan'y 1833	William Baden	do	front half	15	9	100 11	3	5 7 0	5 12 6	50 12 6
968	Jan'y 1833	James Lathan	do	rear half	15	9	100 11	3	5 7 0	5 2 6	28 2 6
969	Jan'y 1833	Archibald McLaren	do	rear half	12	8	10 10	0	50 0 0	20 0 0	30 0 0
970	Jan'y 1833	Valentine Chisholm	do	front half	18	4	10 10	0	50 0 0	50 0 0	0 0 0
975	Jan'y 1833	Duncan McLaren	do	rear half	6	8	100 11	3	56 5 0	32 15 0	22 10 0
976	Jan'y 1833	Archibald McLaren	do	front half	6	8	100 11	3	56 5 0	5 12 6	5 12 6
978	Jan'y 1833	Alexander McKay	do	rear half	8	8	10 11	3	56 5 0	56 5 0	0 0 0
1006	Jan'y 1833	John Quirkly	do	east half	21	4	100 10	0	50 0 0	50 0 0	0 0 0
1031	Jan'y 1833	Peter Campbell	do	rear half	13	9	100 11	3	56 5 0	28 2 6	28 2 6
1002	Jan'y 1833	John McIntosh	do	east half	14	6	200 7 6	75 0 0	75 0 0	75 0 0	0 0 0
1003	Jan'y 1833	Melrobin McCaug	do	east half	26	8	10 11	3	56 5 0	50 12 6	5 12 6
1004	Jan'y 1833	John McLaren	do	rear half	4	8	100 8 9	43 15 0	21 17 6	21 17 6	
1527	Feb'y 1834	Allan McDiarmid	do	front half	1	100	8 9	43 15 0	35 0 0	8 15 0	
1543	March 1835	William McKillop	do	5	9	100 11	3	112 10 0	78 15 0	33 15 0	
		J. McGillevay									
		D. McGillevay									
1555	Jan'y 1835	Don. McLeod, John McPhoe, Don. McLeod	do	29	6	200 5	0	50 0 0	50 0 0	0 0 0	
1680	July 1835	John McRae	do	18	2	200 10	0	100 0 0	100 0 0	0 0 0	
1800	Oct'y 1835	Wm. McGillevay	do	34	2	200 11	3	112 10 0	112 10 0	0 0 0	
1973	April 1835	Allan McKinnon	do	front half	17	5	100 11	3	56 5 0	5 12 6	50 12 6
1975	Jan'y 1835	Mathew Elder	do	rear half	7	9	100 11	3	56 5 0	5 12 6	50 12 6
1978	Jan'y 1835	Duncan McCullum	do	14	9	200 8 9	87 10 0	8 15 0	78 15 0		

EASTERN DISTRICT—CONTINUED.

No. of Sale.	Date of Sale.	Name of the Purchaser.	Township.	Lot.	Con.	Acres.	Price per Acre.	Total amount at Sale.	Amount of Principal paid.	Amount of Profit remaining unpaid, 30th June, 1841.
							s. d.	£ s. d.	£ s. d.	£ s. d.
1845										
2064	July 1836	23 Neil McLeod	Lochiel	36		7	200 10 0	100 0 0		40 0 0
2314	Jan'y 1838	23 Angus Dewar	do	rear half	14	1	100 10 0	50 0 0	50 0 0	0 0 0
3574	May 1838	28 John Campbell	do	west half	37	6	100 11 3	56 5 0	11 5 0	45 0 0
3618	July 1839	30 Don. McCannnon	do	35	8	200 10 0	100 0 0	10 0 0	90 0 0
3653	Oct'r 1839	22 M. B. McCaug	do	24	6	200 11 3	112 10 0	112 10 0	0 0 0
3833	July 1840	30 Malcolm McCaug	do	west half	26	8	100 11 3	56 5 0	56 5 0	0 0 0
3887	Jan'y 1840	28 John Chisholm	do	15	1	100 10 0	50 0 0	50 0 0	0 0 0
3924	August 1840	11 Angus McDonnell	do	west half	15	1	100 10 0	50 0 0	50 0 0	0 0 0
4064	Nov'r 1840	17 Alex. McGibson	do	rear half	14	8	100 7 6	37 10 0	37 10 0	0 0 0
4065	Duncan McDougall	do	32	1	200 10 0	100 0 0	100 0 0	0 0 0
4066	Edward Conway	do	front half	7	9	100 11 3	56 5 0	56 5 0	0 0 0
1842										
695	March 1833	16 James Macdonell	Matilda	1 by E. h'y or 2 by W. h'y	100	20 0 0	100 0 0	100 0 0	0 0 0
1010	Feb'y 1835	2 John Cook	do	commons	A	5	50 12 6	31 5 0	12 10 0	18 15 0
2194	Sept'r 1837	25 Jacob J. Bedstead	do	east half	E, B, 2	100	12 6	62 10 0	18 15 0	43 15 0
2855	Feb'y 1837	4 William Stephens	do	com's between 18 and 19	W, B, 8	50	10 0	25 0 0	2 10 0	22 10 0
2856	John Steader	do	6	7	200 12 6	125 0 0	12 10 0	112 10 0
2857	Richard Gray	do	west half	33	3	100 10 0	50 0 0	5 0 0	45 0 0
2858	David Brown, jun.	do	north half	36	9	100 10 0	50 0 0	5 0 0	45 0 0
2859	John Johnston	do	W. & R. 2	25	5	150 10 0	75 0 0	7 10 0	67 10 0
2860	William Kays	do	com's between 18 and 19	9	50 10 0	25 0 0	7 10 0	17 10 0
2861	James Morrison	do	west half	18	9	100 10 0	50 0 0	5 0 0	45 0 0
2961	March 1837	8 Andrew Crowder	do	commons rear half A	W, B, 7	25	10 0	42 10 0	1 5 0	11 5 0
2963	Abraham Hopper	do	com's front half A	W, B, 7	50	10 0	25 0 0	2 10 0	22 10 0
2965	John Madden	do	commons rear half 38	W, B, 7	25	10 0	12 10 0	12 10 0	0 0 0
2966	David Froom	do	commons rear half 38	W, B, 7	25	10 0	50 0 0	50 0 0	0 0 0
1838										
3586	June 1839	18 Daniel Driscoll	do	east half	16	7	100 10 0	50 0 0	50 0 0	0 0 0
3760	May 1840	2 Jacob J. Bedstead	do	E. 50 acres of W. half 1	3	50 10 0	25 0 0	25 0 0	0 0 0
3761	Henry Vanallen	do	W. 30 acres of W. half 1 and commons	34	3	100 10 0	50 0 0	50 0 0	0 0 0
3888	Jan'y 1830	28 Lewis Hutt	do	commons	38	3	100 10 0	50 0 0	2 10 0	47 10 0
164	Feb'y 1831	4 John Wylie	Mountain	west half	10	8	100 15 0	75 0 0	75 0 0	0 0 0
165	James Byndman	do	east half	10	8	100 15 0	75 0 0	75 0 0	0 0 0
532	May 1833	7 Samuel Grandy	do	2	7	200 15 0	150 0 0	150 0 0	0 0 0
1288	Sept'r 1831	14 Richard FitzGibbon	do	16	1	200 10 0	100 0 0	10 0 0	90 0 0
1461	Jan'y 1837	21 John McClusky	do	east half	3	10	100 10 0	50 0 0	30 0 0	20 0 0
1462	Milo McCargar	do	2	9	200 10 0	100 0 0	50 0 0	50 0 0
1463	Hugh McCargar	do	9	7	200 10 0	100 0 0	10 0 0	90 0 0
1464	George Gibson	do	west half	3	10	100 10 0	50 0 0	50 0 0	0 0 0
2862	Feb'y 1837	4 Hugh Rose	do	17	6	200 10 0	100 0 0	40 0 0	60 0 0
2863	Donald McIntyre	do	east half	16	5	100 10 0	50 0 0	50 0 0	0 0 0
2864	David Brown, sen.	do	2	3	200 10 0	100 0 0	10 0 0	90 0 0
3063	May 1837	17 William Stephens	do	22	8	200 11 6	115 0 0	11 10 0	103 10 0
3255	August 1838	14 John McGabrey	do	N. E. 1	3	8	50 17 6	43 15 0	13 2 6	30 12 6
3325	Sept'r 1838	19 Barnabas McCargar	do	south half	22	12	100 10 0	50 0 0	5 0 0	45 0 0
3571	May 1840	26 Philip Helmer	do	N. W. 1	3	8	50 17 6	43 15 0	4 7 6	39 7 6
3956	June 1830	16 Thair A. Aldham	do	west half	9	3	100 9 0	45 0 0	45 0 0	0 0 0
3972	July 1830	10 William Lawson	do	west half	9	5	100 10 0	50 0 0	30 0 0	10 0 0
233	April 1830	15 Benjamin Eastman, Osnabrock	2	8	200 12 6	125 0 0	125 0 0	0 0 0

EASTERN DISTRICT - CONTINUED.

No. of Sale.	Date of Sale	Name of the Purchaser	Township	Lot	Con.	Acres	Price per Acre	Total Amount of Sale	Amount of Principal paid	Amount of Principal remaining unpaid, 30th June, 1911
							s. d.	£ s. d.	£ s. d.	£ s. d.
726	1832	10 John McMillan	Osmoltruck	east half	0	8	100 10 0	50 0 0	50 0 0	0 0 0
729		12 Robert Truax	do	east half	3	9	110 0 0	55 0 0	55 0 0	0 0 0
858	1835	24 Hugh McMillan	do	10, 11 and 13	2	9	66 10 0	33 0 0	3 6 0	29 14 0
950	1835	20 William Warner	do		18	5	200 15 0	150 0 0	105 0 0	45 0 0
2303	1847	15 Alexander McMillan	do		1	9	41 10 0	22 0 0	2 4 0	19 16 0
2968	1832	10 Hugh O. Can	do		14	9	46 10 0	23 0 0	4 12 0	18 8 0
2969		Joseph Rutley	do	W. ½ 16 & 17	9	9	69 10 0	34 10 0	3 9 0	31 1 0
2970		Dixon Hill	do	E. ½ 15 & 16	9	9	69 10 0	34 10 0	3 9 0	31 1 0
3120	1832	26 Winslow Wood	do	com's or	38	4	50 10 0	25 0 0	2 10 0	22 10 0
3285	1832	24 John Waldhoff	do		23	8	200 10 0	100 0 0	10 0 0	90 0 0
3286		F. H. Maxwell	do		22	8	200 10 0	100 0 0	20 0 0	80 0 0
3318	1830	9 John Hough	do		20	9	47 10 0	23 10 0	2 7 0	21 3 0
3319		William Hall	do		21	9	47 10 0	23 10 0	4 1 0	18 16 0
3969	1830	9 William Hollister	do	east half	22	4	100 10 0	50 0 0	50 0 0	0 0 0
3970		Barnard Hollister	do	west half	22	4	100 10 0	50 0 0	50 0 0	0 0 0
202	1831	10 John Campbell	Rochborough		E	7	200 10 0	100 0 0	100 0 0	0 0 0
421	1831	5 Thomas Monroe	do		A	7	200 10 0	100 0 0	90 0 0	10 0 0
547	1832	18 John McRae	do		1	8	200 10 0	100 0 0	40 0 0	60 0 0
612	1832	12 Alex. McDougall	do		B	6	200 5 0	50 0 0	50 0 0	0 0 0
731	1832	13 Donald McRae	do		1	7	200 6 0	60 0 0	6 0 0	54 0 0
734		John McRae	do		5	7	200 5 0	50 0 0	50 0 0	0 0 0
737		Roderick McLennan	do		3	7	200 5 0	50 0 0	25 0 0	25 0 0
854	1832	24 Alex. McGreg	do		3	8	200 8 0	80 0 0	80 0 0	0 0 0
856		Hugh Monro	do		3	8	200 8 0	80 0 0	80 0 0	0 0 0
862		Donald McGinnes	do		A	8	200 10 0	100 0 0	100 0 0	0 0 0
865		Donald McRae	do		4	8	200 5 0	50 0 0	5 0 0	45 0 0
864	1835	Donald McArthur	do		2	7	200 5 0	50 0 0	50 0 0	0 0 0
2297	1837	7 Richard Bennett	do	rear half	13	8	100 10 0	50 0 0	5 0 0	45 0 0
2800	1838	4 Donald Cameron	do		B	8	200 10 0	100 0 0	100 0 0	0 0 0
3234	1838	2 Hugh Johnston	do		24	7	200 10 0	100 0 0	10 0 0	90 0 0
3548	1830	16 John McKeeghen	do		14	8	200 10 0	100 0 0	10 0 0	90 0 0
289	1831	23 Jacob Rosenberger	Williamsburgh		19	8	200 10 0	100 0 0	100 0 0	0 0 0
290		M. C. Barkley	do		18	8	200 10 0	100 0 0	72 9 3	27 10 4
473	1832	24 Henry Weigar	do	east half	17	7	100 10 0	50 0 0	40 0 0	10 0 0
492		George Reed	do	west half	17	7	100 10 0	50 0 0	50 0 0	0 0 0
504	1832	12 Daniel McMullin	do		19	7	200 10 0	100 0 0	100 0 0	0 0 0
639	1833	24 J. M. Markley	do	west half	20	8	100 10 0	50 0 0	50 0 0	0 0 0
937	1833	18 George Markley	do		22	8	200 10 0	100 0 0	100 0 0	0 0 0
1006	1834	1 Henry Millar	do	west half	18	7	100 10 0	50 0 0	50 0 0	0 0 0
1007		J. A. Schwerdtiger	do	east half	18	7	100 10 0	50 0 0	35 0 0	15 0 0
1009	1834	2 John Cook	do	com's or	38	5	50 12 6	31 5 0	12 10 0	18 15 0
1458	1834	20 Hugh Montgomery	do		4	6	200 10 0	100 0 0	40 0 0	60 0 0
1459		Christopher James	do		1	3	200 10 0	100 0 0	10 0 0	90 0 0
1465		21 Peter McMartin	do		17	6	200 10 0	100 0 0	30 0 0	70 0 0
1466		Peter Sullivan	do	east half	23	6	100 10 0	50 0 0	5 0 0	45 0 0
1467		Samuel Logan	do	west half	23	6	100 10 0	50 0 0	5 0 0	45 0 0
1468		Philip Wilson	do		11	7	200 12 6	125 0 0	12 10 0	112 10 0
1469		Nathaniel Tait	do	east half	12	7	100 10 0	50 0 0	5 0 0	45 0 0
1470		John Smith	do	west half	12	7	100 10 0	50 0 0	10 0 0	40 0 0
1471		Ext. P. Barkley	do		14	8	100 10 0	50 0 0	5 0 0	45 0 0
1472		Adam Pemberton	do	east half	14	8	100 10 0	50 0 0	5 0 0	45 0 0
1492	1837	23 Henry Dully	do	east half	36	6	100 10 0	50 0 0	5 0 0	45 0 0
2868	1837	4 Thomas Smith	do		A	4	50 10 0	25 0 0	7 10 0	17 10 0
2869		Thomas Smith	do		1	4	200 10 0	100 0 0	30 0 0	70 0 0
2870		Adam Falkner	do	east half	9	8	100 10 0	50 0 0	5 0 0	45 0 0
2871		William Falkner	do	west half	9	8	100 10 0	50 0 0	10 0 0	40 0 0
2872		James Youngs	do	west half	12	8	100 10 0	50 0 0	5 0 0	45 0 0

No. of I paid	Amount of Prin- cipal remaining unpaid, 30th June, 1911		
	£	s.	d.
0	0	0	0
0	0	0	0
0	29	14	0
0	11	0	0
0	45	0	0
0	19	16	0
0	18	8	0
0	31	1	0
0	31	1	0
0	22	10	0
0	90	0	0
0	80	0	0
0	21	3	0
0	18	16	0
0	0	0	0
0	0	0	0
0	0	0	0
0	10	0	0
0	60	0	0
0	0	0	0
0	54	0	0
0	0	0	0
0	25	0	0
0	0	0	0
0	0	0	0
0	45	0	0
0	0	0	0
0	81	0	0
0	45	0	0
0	0	0	0
0	90	0	0
0	90	0	0
0	0	0	0
0	27	10	4
0	10	0	0
0	0	0	0
0	0	0	0
0	0	0	0
0	0	0	0
0	15	0	0
0	18	15	0
0	60	0	0
0	90	0	0
0	70	0	0
0	45	0	0
0	45	0	0
0	112	10	0
0	45	0	0
0	40	0	0
0	45	0	0
0	45	0	0
0	45	0	0
0	17	10	0
0	70	0	0
0	45	0	0
0	40	0	0
0	45	0	0

EASTERN DISTRICT—CONTINUED.

No. of Deeds	Date	Name of the Purchaser	Township	Lot	Acres	Price	Precedence	Total amount of sale	Amount of Principal Paid	Amount of Principal remaining unpaid, 30th June, 1911
	1837							£ s. d.	£ s. d.	£ s. d.
2873	Feb'y	4 Jacob Dillabough	Williamsburgh	east half 15	7	100 10 0		50 0 0	50 0 0	45 0 0
2874	Joseph Dillabough	do	west half 16	7	100 10 0		50 0 0	50 0 0	45 0 0
2967	March	8 William Crowder	do	commons ten					5 0 0	45 0 0
				half 38				12 10 0		
2904	William Thoup	do	commons 38	7	50 10 0		25 0 0	1 5 0	11 5 0
2963	Abraham Hopper	do	commons front					2 10 0	22 10 0
				half 38				6 25 *		
3006	May	17 Peter Brouse	do 7	8	200 10 0		100 0 0	20 0 0	80 0 0
3131	June	26 Winslow Wood	do	commons A	3	50 10 0		25 0 0	2 10 0	22 10 0
3252	August	14 William Swaine	do 10 & 11	5	400 10 0		200 0 0	20 0 0	180 0 0
3176	Nov'r	28 Thomas Hurst	do	commons A	5	50 10 0		25 0 0	2 10 0	22 10 0
	1838									
151	Feb'y	5 John Gibbs	do	commons AA2	6	250 10 0		125 0 0	12 10 0	112 10 0
	1839									
3755	April	26 Geo. & C ^{rs} Merchus	do 21	8	200 10 0		100 0 0	100 0 0	0 0 0
3756	Andrew Barkley	do	east half 20	8	100 10 0		50 0 0	20 0 0	30 0 0
3757	George Heberle	do	east half 23	8	100 10 0		50 0 0	39 11 4	10 5 8
3827	July	20 George F. Reed	do	west half 23	8	100 6 1		11 5 0	20 0 0	11 5 0
	1840									
4030	Sept's	24 John Roseburgh	do	S 1/2 of E 1/2 17	8	50 10 0		25 0 0	2 10 0	22 10 0
	1832									
915	Nov'r	29 S. J. Dillabough	Winchester	east half 16	3	100 15 0		75 0 0	75 0 0	0 0 0
	1833									
1161	June	14 Robert Caldwell	do 10	4	200 10 0		100 0 0	10 0 0	90 0 0
	1834									
1473	Jan'y	21 John Strader	do 2	1	200 10 0		100 0 0	10 0 0	90 0 0
	1837									
2865	Feb'y	4 John Grant	do	west half 3	6	100 10 0		50 0 0	5 0 0	45 0 0
2866	Andrew Grant	do	east half 3	6	100 10 0		50 0 0	5 0 0	45 0 0
2867	Jesse W. Rose	do 9	5	200 10 0		100 0 0	10 0 0	90 0 0
2937	Jesse W. Rose	do	south half 2	5	100 10 0		50 0 0	5 0 0	45 0 0
3064	May	17 Jacob J. Markley	do	south half 9	9	100 10 0		50 0 0	5 0 0	45 0 0
3065	Jacob J. Markley	do	north half 10	8	100 10 0		50 0 0	5 0 0	45 0 0
	1838									
3522	Feb'y	24 George Cook	do 10	12	200 10 0		100 0 0	10 0 0	90 0 0

Included in 50 Acres Mtds. 2961.

SUMMARY.

	Acres.	Total amount of sale.		Amount of Principal Paid.		Amount of Principal remaining unpaid 30th June, 1911.	
		£	s. d.	£	s. d.	£	s. d.
1—Charlottenburgh	762	440	5 0	207	3 0	233	2 0
2—Cornwall	300	200	0 0	140	0 0	60	0 0
3—Finch	1600	787	10 0	246	5 0	541	5 0
4—Kenyon	4500	2328	15 0	1377	12 6	951	2 6
5—Lancaster	2159	1225	1 3	625	19 3	599	2 0
6—Luchiel	6950	3800	0 0	2798	2 6	1001	17 6
7—Maulda	1630	893	15 0	360	0 0	533	15 0
8—Mountain	2300	1297	10 0	669	0 0	628	10 0
9—Osnabruck	1648	829	0 0	480	11 0	418	9 0
10—Roxhornburgh	3100	1250	0 0	730	0 0	500	0 0
11—Williamsburgh	5200	2600	0 0	1653	9 0	1546	11 0
12—Winchester	1400	725	0 0	140	0 0	585	0 0
Total	31569	16426	16 3	8828	2 3	7598	14 0

Amount of Pen paid remaining 30th June, 1911	Amount of Pen paid remaining 30th June, 1911
£	s. d.
0	0 0 0
0	45 0 0
0	45 0 0
5	11 5 0
0	22 10 0
0	0 0 0
0	80 0 0
0	22 10 0
0	180 0 0
0	22 10 0
0	112 10 0
0	0 0 0
0	30 0 0
4	10 5 8
0	14 5 0
0	22 10 0
0	0 0 0
0	90 0 0
0	90 0 0
0	45 0 0
0	45 0 0
0	90 0 0
0	45 0 0
0	45 0 0
0	45 0 0
0	90 0 0

Amount of Principal remaining unpaid 30th June, 1911	£	s.	d.
233	2	0	0
60	0	0	0
541	5	0	0
951	2	6	0
599	2	0	0
1001	17	6	0
533	15	0	0
628	10	0	0
418	9	0	0
300	0	0	0
1546	11	0	0
585	0	0	0
7598	14	0	0

[6]
OTTAWA DISTRICT.

No. of Sale	Date of Sale	Name of the Purchaser	Township	Lot	Con.	Acres	Price per Acre.	Total Amount of Sale.	Amount of Principal paid	Amount of Principle remaining unpaid 30th June, 1871.
548	June 1836	18 Calvin Pattie.....	Alfred	9		5	200 5 0	£ s. d. 50 0 0	£ s. d. 5 0 0	£ s. d. 45 0 0
2556	Sept'r 1836	12 Archibald Petrie....	Cumberland.....	15		9	200 10 0	100 0 0	10 0 0	90 0 0
2671	Oct'r 1837	18 G. A. Dunning.....	do	15		7	100 10 0	50 0 0	5 0 0	45 0 0
2672	do	John Nicholson.....	do	12		2	100 10 0	50 0 0	5 0 0	45 0 0
2847	Jan'y 1837	7 Michael O'Meara...	do	A		4	100 10 0	50 0 0	5 0 0	45 0 0
2848	do	Malachi O'Meara...	do	A		4	100 10 0	50 0 0	5 0 0	45 0 0
549	June 1835	18 James Fox.....	Clarence	A		6	150 8 6	63 15 0	12 15 0	51 0 0
2249	Oct'y 1830	30 Robert Roe.....	do	16		F	200 15 0	150 0 0	45 0 0	105 0 0
294	August 1833	10 Orin Kellogg.....	Caledonia	20		1	200 10 0	100 0 0	100 0 0	0 0 0
1299	Sept'y 1836	19 Roderick Chisholm	do	10		10	40 10 0	20 0 0	10 0 0	10 0 0
2308	Jan'y 1838	11 J. H. Johnson.....	do	2		1	200 10 0	100 0 0	100 0 0	0 0 0
2778	Dec'r 1829	12 John McGillisray...	do	3		8	200 10 0	100 0 0	10 0 0	90 0 0
38	Feb'y 1835	18 Brad. Billings, sen.	Gloucester.....	west half 17 on the Rideau.	Gore	200 22 6	225 0 0	225 0 0	0 0 0	0 0 0
1912	Feb'y 1836	23 Thomas McKay...	do	2 on Rideau..	Gore	290 25 0	362 10 0	253 15 0	108 15 0	0 0 0
2344	Feb'y 1837	23 Patrick Nelligan...	do	12 Rideau fr.		2	200 10 0	100 0 0	10 0 0	90 0 0
2820	Jan'y 1838	17 Richard Halfpenny...	do	24 Rideau fr.		2	200 15 6	155 0 0	15 10 0	139 10 0
2853	Feb'y 1838	4 William Murphy...	do	west half 8 Rideau front		5	100 10 0	50 0 0	5 0 0	45 0 0
3503	Jan'y 1838	22 Thomas Bax.....	do	24 Gore bet'n 2 and 3		4	200 10 0	100 0 0	40 0 0	60 0 0
3517	Feb'y 1840	5 James Doyle.....	do	24 from Rideau		4	200 10 0	100 0 0	40 0 0	60 0 0
3927	April 1841	27 John Sharp.....	do	north half 9 on the Rideau.	Gore	100 20 0	100 0 0	20 0 0	80 0 0	0 0 0
543	June 1833	18 Henry LeRoy.....	Hawkesbury (E.)	west half 27		5	100 13 9	68 15 0	68 15 0	0 0 0
544	do	James LeRoy.....	do	east half 27		5	100 13 9	68 15 0	6 17 6	61 17 6
545	do	Augustus LaPlante...	do	west half 5		3	100 12 6	62 10 0	62 10 0	0 0 0
546	do	Jeremiah Vigner.....	do	east half 5		3	100 12 6	62 10 0	18 15 0	13 15 0
550	do	William LeRoy, jun.	do	23		4	200 15 0	150 0 0	15 0 0	135 0 0
551	do	Asa Merch.....	do	28		5	200 13 9	137 10 0	13 15 0	123 15 0
552	do	Amable Sauve.....	do	east half 2		4	912 0 0	56 8 0	11 5 8	45 2 5
		William Jamieson	do	west half 2		4	106 12 0	63 12 0	6 12 0	0 0 0
	1832									
730	April 1832	13 Michael Labadie...	do	east half 5		5	100 10 0	50 0 0	10 0 0	40 0 0
732	do	Austine.....	do	west half 5		5	100 10 0	50 0 0	5 0 0	45 0 0
733	do	John McIntyre.....	do	11		4	200 10 0	100 0 0	10 0 0	90 0 0
735	do	Joseph LaPoint.....	do	east half 10		4	100 10 0	50 0 0	5 0 0	45 0 0
736	do	Lewis LaPoint.....	do	west half 10		4	100 10 0	50 0 0	5 0 0	45 0 0
828	Oct'r 1837	17 George Branton...	do	16		4	200 12 6	125 0 0	125 0 0	0 0 0
853	do	Joseph Fletcher...	do	19		3	200 11 6	115 0 0	11 10 0	103 10 0
860	do	Joseph Laroque.....	do	26		5	100 13 9	68 15 0	6 17 6	61 17 6
861	do	Jeremiah Horigan...	do	26		5	100 13 9	68 15 0	6 17 6	61 17 6
865	do	25 R. & A. McDonell.	do	13		8	200 11 9	117 10 0	47 0 0	70 10 0
870	do	27 Evan McKimmon...	do	16		8	117 12 6	73 2 6	7 6 3	65 16 3
1928	March 1835	2 William Teasdale...	do	9		6	200 8 0	80 0 0	8 0 0	72 0 0
1929	do	William Teasdale...	do	9		5	200 10 0	100 0 0	10 0 0	90 0 0
1939	do	10 Peter McLaurin...	do	33		5	114 12 6	71 5 0	71 5 0	0 0 0
2563	Sept. 1837	12 Thomas Hickey...	do	6		9	200 10 0	100 0 0	10 0 0	90 0 0
3235	August 1838	2 Donald McLennan...	do	Gore		4	190 10 0	95 0 0	28 10 0	66 10 0
3543	April 1833	16 John McLaren....	do	23		6	200 10 0	100 0 0	10 0 0	90 0 0
3644	Oct'r 1833	2 Robert McMillican...	do	37		6	30 30 0	45 0 0	9 0 0	36 0 0
1020	Feb'y 1836	12 John Potter.....	Hawkesbury (W.)	S. E. } 10		5	50 30 0	75 0 0	75 0 0	0 0 0
1021	do	Neil Stewart.....	do	S. W. } 10		5	50 30 0	75 0 0	52 10 0	22 10 0
2555	Sept'r 1837	12 Farq. McCrimmon...	do	rear half 18		7	100 10 0	50 0 0	15 0 0	35 0 0
2819	Jan'y 1837	17 Farn. McCrimmon...	do	front half 18		7	100 10 0	50 0 0	25 0 0	25 0 0

Amount of Pr-	Amount of Pr-
incipal paid	incipal paid
June, 1-11	June, 1-11
0 0	45 0 0
0 0	90 0 0
0 0	45 0 0
0 0	45 0 0
0 0	45 0 0
0 0	45 0 0
0 0	45 0 0
15 0	51 0 0
0 0	105 0 0
0 0	0 0 0
0 0	10 0 0
0 0	0 0 0
0 0	90 0 0
0 0	0 0 0
15 0	108 15 0
0 0	90 0 0
10 0	139 10 0
0 0	45 0 0
0 0	15 0 0
0 0	60 0 0
0 0	80 0 0
15 0	0 0 0
17 6	61 17 6
10 0	0 0 0
15 0	13 15 0
0 0	135 0 0
15 0	123 15 0
5 8	15 2 5
12 0	0 0 0
0 0	40 0 0
0 0	45 0 0
0 0	90 0 0
0 0	45 0 0
0 0	45 0 0
0 0	0 0 0
10 0	103 10 0
17 6	61 17 6
17 6	61 17 6
0 0	70 10 0
6 3	65 16 3
0 0	72 0 0
0 0	90 0 0
5 0	0 0 0
0 0	90 0 0
0 0	66 10 0
0 0	90 0 0
0 0	36 0 0
0 0	0 0 0
0 0	22 10 0
0 0	35 0 0
0 0	45 0 0

OTTAWA DISTRICT—CONTINUED.

No. of Sale	Date of Sale	Name of the Purchaser	Township	Lot	Con.	Acres	Price per Acre	Total Amount of Sale	Amount of Principal paid	Amount of Principal remaining unpaid, 30th June, 1911
541	June 1831	Daniel Cameron	Osgoode	22		6 200 8 6	£ s. d. 85 0 0	£ s. d. 17 0 0	£ s. d. 68 0 0	
1129	April 1833	Vance Mullin	do	south half 42		2 100 10 0	50 0 0	30 0 0	20 0 0	
1289	Sept'r 1836	Duncan McDonell	do	23		8 200 10 0	100 0 0	20 0 0	80 0 0	
2664	Oct'r 1837	Doland McLaren	do	north half 38		9 100 10 0	50 0 0	5 0 0	45 0 0	
2665	William Andrew	do	west half 29		8 100 10 0	50 0 0	5 0 0	45 0 0	
2666	Haz'c Andrew	do	east half 29		8 100 10 0	50 0 0	5 0 0	45 0 0	
2667	Peter Dewar	do	west half 38		10 100 10 0	50 0 0	5 0 0	45 0 0	
2669	William Branton	do	west half 32		9 100 10 0	50 0 0	5 0 0	45 0 0	
2673	Duncan McNab	do	south half 38		9 100 10 0	50 0 0	5 0 0	45 0 0	
2821	Jan'y 1837	John Slack	do	rear half 18		5 100 10 0	50 0 0	5 0 0	45 0 0	
2822	Donald McMartin	do	north half 38		5 100 10 0	50 0 0	5 0 0	45 0 0	
2823	Patrick McVay	do	rear half 27		7 100 10 0	50 0 0	5 0 0	45 0 0	
2824	Samuel Loney	do	rear half 18		9 100 10 0	50 0 0	5 0 0	45 0 0	
2825	Thomas A. Hannah	do	front half 18		9 100 10 0	50 0 0	5 0 0	45 0 0	
2826	John McDonald	do	north half 28		10 100 10 0	50 0 0	5 0 0	45 0 0	
2827	William McDonald	do	south half 28		10 100 10 0	50 0 0	5 0 0	45 0 0	
2851	Feb'y 1838	George Popham	do	east half 28		6 100 10 0	50 0 0	5 0 0	45 0 0	
2852	Peter McDonald	do	east half 28		2 200 10 0	100 0 0	100 0 0	0 0 0	
2854	Soloman Graham	do	east half 17		8 100 12 0	60 0 0	6 0 0	54 0 0	
3203	July 1838	Archibald Scott	do	east half 19		7 100 10 0	50 0 0	5 0 0	45 0 0	
3304	August 1838	James McDonald	do	west half 19		7 100 10 0	50 0 0	5 0 0	45 0 0	
3305	Edward Whiteside	do	west half 17		8 100 10 0	50 0 0	5 0 0	45 0 0	
3504	Jan'y 1831	Thomas Kangly	do	rear half 34		4 100 10 0	50 0 0	10 0 0	40 0 0	
3505	John Wood	do	rear half 34		6 100 10 0	50 0 0	5 0 0	45 0 0	
3506	John Ferguson	do	rear half 34		4 100 10 0	50 0 0	5 0 0	45 0 0	
3507	Robert Grant	do	rear half 24		9 100 10 0	50 0 0	5 0 0	45 0 0	
3557	April 1840	Christopher Sinsce	do	west half 34		6 100 10 0	50 0 0	5 0 0	45 0 0	
4055	Oct'r 1831	Henry Brow	do	18		10 200 10 0	100 0 0	10 0 0	90 0 0	
426	Feb'y 1831	Alexander Fraser	Plantagenet	south half 2		11 100 6 3	31 5 0	31 5 0	0 0 0	
427	James Molley	do	north half 2		11 100 6 3	31 5 0	9 7 6	21 7 6	
556	July 1836	C. P. Treadwell	do	19 1 & b.f.		230 9 0	103 10 0	20 14 0	82 16 0	
557	C. P. Treadwell	do	20 1 & b.f.		250 10 0	125 0 0	25 0 0	100 0 0	
2670	Oct'r 1836	Patrick Ryan	do	south half 16		9 100 10 0	50 0 0	15 0 0	35 0 0	

SUMMARY.

	Acres	Total Amount of Sale	Amount of Principal Paid	Amount of Principal remaining unpaid, 30th June, 1911
1—Alfred	200	£ s. d. 50 0 0	£ s. d. 5 0 0	£ s. d. 45 0 0
2—Caledonia	640	320 0 0	220 0 0	100 0 0
3—Clarence	350	213 15 0	57 15 0	156 0 0
4—Cumberland	600	300 0 0	30 0 0	270 0 0
5—Gloucester	1390	1142 10 0	50 0 0	1092 10 0
6—Hawkesbury (East)	3651	2129 7 6	574 5 0	1555 2 6
7—Hawkesbury (West)	300	250 0 0	616 16 5	1482 11 1
8—Osgoode	3200	1595 0 0	167 10 0	82 10 0
9—Plantagenet	780	341 0 0	298 0 0	4297 0 0
Total	11111	6341 12 6	2100 12 11	4240 19 7

JOHNSTOWN DISTRICT.

No. of Sale	Date of Sale	Name of the Purchaser.	Township.	Lot.	Con.	Acres	Price per Acre	Total amount of Sale	Amount of Principal paid	Amount of Principal remaining unpaid Jan. 1st 1911
							s. d.	£ s. d.	£ s. d.	£ s. d.
901	Nov'r 1832	Alexander McMillan	Augusta	commons	A	4	50 15 0	37 10 0	11 5 0	26 5 0
1202	July 1837	John Jelly	do	west half	33	10	100 20 0	100 0 0	10 0 0	90 0 0
2981	March 1838	Mathew Davis	do	commons	38	9	50 12 6	31 5 0	3 2 6	28 2 6
3082	May 1838	John Geelman	do	front half	17	9	100 12 6	62 10 0	18 15 0	43 15 0
3545	April 1831	James Richardson	do	rear half	9	9	100 10 0	50 0 0	15 0 0	35 0 0
413	Jan'y 1835	John Greer	Bastard		11	8	200 10 0	100 0 0	10 0 0	90 0 0
535	May 1834	Nehemiah Wright	do	S. E. half	27	5	100 17 6	87 10 0	32 10 0	35 0 0
538	1834	David Jones	do	N. W. half	27	5	100 17 6	87 10 0	43 15 0	43 15 0
1440	Jan'y 1835	John Blakely	do		1	6	200 13 1	130 16 8	39 5 0	91 11 8
1887	Feb'y 1837	Nathaniel Hicoek	do		21	10	102 16 3	82 17 6	8 5 9	74 11 9
3406	Oct'r 1839	Andrew Morrison	do		10	2	200 10 0	100 0 0	10 0 0	90 0 0
3496	Dec'r 1839	Thomas Myers	do		26	2	200 25 0	250 0 0	75 0 0	175 0 0
3737	April 1830	Philip Dowsott	do		27	3	200 25 0	250 0 0	25 0 0	225 0 0
377	Nov'r 1832	George Wilson	Burgess	west half	10	10	100 18 0	90 0 0	90 0 0	0 0 0
628	Jan'y 1837	John Wilson	do	east half	10	10	100 18 0	90 0 0	90 0 0	0 0 0
3111	June 1831	John Holliday	do		2	9	200 8 0	80 0 0	32 0 0	48 0 0
474	Feb'y 1837	Sheldon Suddart	Crashy North		10	9	200 12 6	125 0 0	12 10 0	112 10 0
2884	Feb'y 1839	James Green	do		2	7	200 10 0	100 0 0	30 0 0	70 0 0
3749	April 1840	Joshua Adams	do		10	10	61 10 6	32 0 6	32 0 6	0 0 0
3758	June 1840	Abraham Bell	do		3	6	200 10 0	100 0 0	30 0 0	70 0 0
3958	June 1829	John Roche, jun.	do	S. E. half	9	7	100 12 6	62 10 0	6 7 0	50 3 0
87	May 1830	John Smyth	Crosby (South)	N. E. half	10	4	109 17 6	87 10 0	87 10 0	0 0 0
242	April 1830	Benjamin Ellsworth	do	south half	16	1	100 20 0	100 0 0	100 0 0	0 0 0
267	June 1831	Thomas Ripley	do	west half	10	2	100 20 0	100 0 0	100 0 0	0 0 0
268	James Cars	do	east half	10	2	100 20 0	100 0 0	90 0 0	10 0 0
278	July 1838	William Sly	do	east half	9	3	100 20 0	100 0 0	100 0 0	0 0 0
288	Calvin Marvin	do	N. E. half	17	2	100 20 0	100 0 0	100 0 0	0 0 0
3645	Oct'r 1840	John Purcell	do	north half	16	1	100 15 0	75 0 0	15 0 0	60 0 0
4022	Sept'r 1830	William Singleton	do		22	2	98 8 9	42 17 6	4 5 9	38 11 9
185	Feb'y 1831	David Spencer	Edwardburgh		26	6	200 26 0	260 0 0	260 0 0	0 0 0
281	July 1831	David Spencer	do		25	6	200 15 0	150 0 0	150 0 0	0 0 0
582	Nov'r 1833	John McMurray	do	east half	37	2	100 10 0	50 0 0	50 0 0	0 0 0
958	Jan'y 1834	N. & J. McMullan	do		36	3	200 15 0	150 0 0	30 0 0	120 0 0
1448	Jan'y 1837	Joseph Bass	do		27	7	200 10 0	100 0 0	10 0 0	90 0 0
1449	James Hodge	do		28	7	200 10 0	100 0 0	20 0 0	80 0 0
1450	Andrew Smell	do	east half	29	7	100 10 0	50 0 0	50 0 0	0 0 0
1451	David Spencer	do	west half	29	7	100 10 0	50 0 0	50 0 0	0 0 0
1452	John Foy	do	east half	14	8	100 10 0	50 0 0	5 0 0	45 0 0
1453	Thomas Brown	do	west half	14	8	100 10 0	50 0 0	15 0 0	35 0 0
1454	Thomas King	do		23	8	200 16 6	165 0 0	16 10 0	148 10 0
1455	David Snyder	do		28	6	200 10 0	100 0 0	10 0 0	90 0 0
1456	Peter Burk	do		4	10	32 10 0	16 0 0	3 4 0	12 16 0
1457	Abraham Robinson	do		7	10	44 10 0	22 0 0	8 16 0	13 4 0
2799	Jan'y 1837	John Sell	do	west half	18	7	100 13 6	67 10 0	13 10 0	54 0 0
2952	John k	do		37	9	200 10 0	100 0 0	10 0 0	90 0 0
2983	March 1831	Andrew Bennett	do	west half	24	8	100 10 0	50 0 0	5 0 0	45 0 0
2984	Richard Bennett	do	east half	24	8	100 10 0	50 0 0	5 0 0	45 0 0
2985	{ John Still and } { Ch's McCauley }	do	{ com's between } { 18 and 19.. }		7	50 10 0	25 0 0	2 10 0	22 10 0

Date of bond	Amount of Prin cipal remaining on said 30th June, 1811		
	d.	£	s. d.
0	26	5	0
0	90	0	0
6	28	2	6
0	43	15	0
0	35	0	0
0	90	0	0
0	35	0	0
0	43	15	0
0	91	11	8
9	74	11	9
0	90	0	0
0	175	0	0
0	225	0	0
0	0	0	0
0	0	0	0
0	48	0	0
0	112	10	0
0	70	0	0
6	0	0	0
0	70	0	0
0	56	3	0
0	0	0	0
0	0	0	0
0	0	0	0
0	10	0	0
0	0	0	0
0	0	0	0
0	60	0	0
0	38	11	9
0	0	0	0
0	0	0	0
0	0	0	0
0	120	0	0
0	90	0	0
0	80	0	0
0	0	0	0
0	0	0	0
0	45	0	0
0	35	0	0
0	148	10	0
0	90	0	0
0	12	16	0
0	13	4	0
0	54	0	0
0	90	0	0
0	45	0	0
0	45	0	0
0	22	10	0

JOHNSTOWN DISTRICT—CONTINUED.

No.	Date	Name of the Purchaser.	Township	Cont.	Acres	Value	Amount of Purchase Money	Amount of Purchase Money	Amount of Purchase Money
2986	March 1857	John B. Gilmour	Edwardsburgh	.. south half	7	8 100 10 0	0	0	0
2987	Laur. Helmer	do	.. west half	4	5 100 10 0	0	0	0
2988	Edw. Frombe	do	.. east half	4	5 100 10 0	0	0	0
2989	W. Motin and H. Davis	do	.. com's between 18 and 19	4	5 100 10 0	0	0	0
3004	John Heck	do	.. commons or 38	6	50 10 0	0	25 0 0	25 10 0
3005	John Beckham	do	.. commons or 38	8	50 10 0	0	25 0 0	25 0 0
3010	May 1857	James Cummins	do	.. com. fr. half 38	6	50 10 0	0	25 0 0	25 0 0
3011	David Frome	do	.. com. rear 1/2 A	9	50 10 0	0	25 0 0	25 10 0
3012	Rosel Langby	do	.. S. W. 1/4 11	7	50 10 0	0	12 10 0	12 10 0
3013	J. H. Langhorne	do	.. N. W. 1/4 11	5	50 11 3	0	28 2 0	28 6 3
3014	Patrick Murphy	do	.. com's between 18 and 19	5	50 11 3	0	28 2 0	11 1 3
3053	Nicholas Dooly	do	.. east half 19	9	50 10 0	0	25 0 0	25 10 0
3207	July 1838	John Scott	do	.. front half	9	8 100 12 6	0	62 10 0	6 3 0
3125	Nov'r 1838	Henry Tate	do	.. north half	9	8 100 10 0	0	50 0 0	15 0 0
3621	August 1839	S. Alexander McMillan	do	.. commons or 38	4	50 15 0	0	37 10 0	11 5 0
3852	July 1840	Owen Shome	do	.. east half 18	7	100 12 6	0	62 10 0	37 10 0
175	Feb'y 1831	Elmes Beach	Elizabethtown	.. com's between 18 and 19	3	50 15 6	0	38 15 0	0 0 0
273	July 1831	Adel Sherwood	do	.. com's between 18 and 19	3	50 15 6	0	38 15 0	0 0 0
279	Charles Osborne	do	.. commons or 38	1	50 3 6	0	8 15 0	0 0 0
333	Oct'y 1831	John Crat	do	.. north half 19	7	50 17 6	0	13 15 0	43 15 0
360	Nov'r 1831	John Crat	do	.. com's between 18 and 19	10	100 20 0	0	100 0 0	20 0 0
410	Jan'y 1831	Benjamin Tackaberry	do	.. south half 19	2	50 6 6	0	16 5 0	16 5 0
513	March 1832	M. Williamson	do	.. commons or 38	10	100 20 0	0	100 0 0	0 0 0
537	May 1832	William Godkin	do	.. com's between 18 and 19	11	120 7 6	0	45 0 0	18 0 0
605	Jan'y 1833	Thomas Hill	do	.. rear half 19	10	50 20 0	0	50 0 0	0 0 0
607	James Bell	do	.. rear half 12	10	100 20 0	0	100 0 0	0 0 0
948	Jan'y 1833	E. S. Bates	do	.. commons or 38	0	50 25 0	0	62 10 0	62 10 0
1182	July 1833	John Green	do	.. rear half 13	10	100 25 0	0	125 0 0	125 0 0
1617	June 1835	Edward Shaw	do	.. commons or 38	8	39 21 6	0	41 18 6	41 18 6
2000	June 1836	Hamilton Wilker	do	.. front half 20	7	50 20 0	0	50 0 0	50 0 0
2071	July 1836	John Moore	do	.. front half 20	10	100 20 0	0	100 0 0	30 0 0
2377	May 1837	William G. Godkin	do	.. front half 18	10	100 20 0	0	100 0 0	100 0 0
2885	Feb'y 1837	William Hinton	do	.. com's between 18 and 19	11	20 12 6	0	12 10 0	12 10 0
2886	Benjamin Carr	do	.. south half 33	10	100 12 6	0	62 10 0	6 5 0
2887	Benjamin Bigford	do	.. com's between 18 and 19	7	50 12 6	0	31 5 0	3 2 6
2888	David Row	do	.. commons A	4	50 12 6	0	31 5 0	9 7 6
2893	Andrew Stallord	do	.. north half 31	10	100 12 6	0	62 10 0	25 0 0
3790	June 1840	Benjamin Dixon	do	.. com's between 18 and 19	9	50 21 6	0	53 15 0	0 0 0
3948	June 1841	William Rouson	do	.. com's between 18 and 19	11	159 12 6	0	99 7 6	19 17 6
4053	Feb'y 1841	William McNish	do	.. north half 3	3	100 10 0	0	50 0 0	5 0 0
4094	April 1850	Nelson Shipman	do	.. commons or 38	3	50 13 9	0	31 7 6	3 8 9
378	Nov'r 1831	William McLean	Elmsley	27	7 150 3 6	0	26 5 0	26 5 0
407	Jan'y 1831	Duncan Campbell	do	.. S. W. half 17	9	100 15 0	0	75 0 0	75 0 0
408	Donald Campbell	do	.. N. E. half 17	9	100 15 0	0	75 0 0	45 0 0
571	Nov'r 1832	John Smith	do	.. S. W. half 21	15	100 12 6	0	62 10 0	62 10 0
608	March 1835	Ralph Smith	do	.. rear half 21	10	100 12 6	0	62 10 0	56 19 9
2212	Oct'y 1838	Peter McGillyvery	do	.. rear half 2	1	100 22 6	0	112 10 0	112 10 0
3613	July 1838	Nathan Stevens	do	.. front half 9	1	100 20 0	0	100 0 0	10 0 0
3625	August 1838	John Cox	do	26	8 100 5 0	0	25 0 0	25 0 0

Amount of Receipts	Amount of Payments during month	Balance June 1, 1911.
2 8 0	2 8 0	0 0 0
15 0 0	15 0 0	0 0 0
5 0 0	5 0 0	0 0 0
5 0 0	5 0 0	0 0 0
2 10 0	2 10 0	0 0 0
5 0 0	5 0 0	0 0 0
5 0 0	5 0 0	0 0 0
2 10 0	2 10 0	0 0 0
12 10 0	12 10 0	0 0 0
2 16 3	2 16 3	0 0 0
11 1 3	11 1 3	0 0 0
2 10 0	2 10 0	0 0 0
6 5 0	6 5 0	0 0 0
5 0 0	5 0 0	0 0 0
5 0 0	5 0 0	0 0 0
1 5 0	1 5 0	0 0 0
7 10 0	7 10 0	0 0 0
8 15 0	8 15 0	0 0 0
8 15 0	8 15 0	0 0 0
8 15 0	8 15 0	0 0 0
0 0 0	80 0 0	0 0 0
5 0	0 0 0	0 0 0
0 0	0 0 0	0 0 0
0 0	27 0 0	0 0 0
0 0	0 0 0	0 0 0
0 0	0 0 0	0 0 0
0 0	0 0 0	0 0 0
10 0	0 0 0	0 0 0
0 0	0 0 0	0 0 0
18 6	0 0 0	0 0 0
0 0	0 0 0	0 0 0
0 0	70 0 0	0 0 0
0 0	0 0 0	0 0 0
0 0	0 0 0	0 0 0
0 0	0 0 0	0 0 0
5 0	56 5 0	0 0 0
2 6	28 2 6	0 0 0
7 6	21 7 6	0 0 0
0 0	37 10 0	0 0 0
0 0	0 0 0	0 0 0
7 6	79 10 0	0 0 0
0 0	45 0 0	0 0 0
2 9	30 18 9	0 0 0
0 0	0 0 0	0 0 0
0 0	0 0 0	0 0 0
0 0	30 0 0	0 0 0
0 0	0 0 0	0 0 0
9	5 10 3	0 0 0
0 0	0 0 0	0 0 0
0 0	0 0 0	0 0 0
0 90	0 0 0	0 0 0
0 0	0 0 0	0 0 0

JOHNSTOWN DISTRICT—CONTINUED.

No. of Lots	Date of Sale	Name of the Purchaser	Particulars	Lot	Acres	Price per Acre	Total Amount of Sale	Amount of Price paid	Amount of Price remaining unpaid June 1-11
							£ s. d.	£ s. d.	£ s. d.
3637	1840	10 Cornelius Murphy	Elmsley rear half	9	1 100 10 0	50 0 0	50 0 0	0 0 0	0 0 0
4021	1833	12 Joseph Falkner	do	21	2 200 10 0	100 0 0	100 0 0	0 0 0	0 0 0
950	1834	15 William Dillworth	Gower (North)	12	1 200 10 0	100 0 0	80 0 0	20 0 0	0 0 0
1484	Jan'y	22 John Boyce	do	17	1 200 10 0	100 0 0	20 0 0	80 0 0	0 0 0
1485	Jonathan Wood	do	9	1 200 10 0	100 0 0	10 0 0	90 0 0	0 0 0
1514	Feb'y	27 James Stafford	do	2	4 100 10 0	50 0 0	35 0 0	15 0 0	0 0 0
1554	March	3 John Murphy	do S. E. half	2	4 100 10 0	50 0 0	50 0 0	0 0 0	0 0 0
1733	1836	20 John Griffith	do north half	2	4 100 10 0	50 0 0	50 0 0	0 0 0	0 0 0
			do south half	22	4 100 10 0	50 0 0	10 0 0	40 0 0	0 0 0
2346	Feb'y	24 Peter Cassedy	do	8	2 200 10 0	100 0 0	100 0 0	0 0 0	0 0 0
2757	Nov'r	24 James Griffith	do north half	22	4 100 10 0	50 0 0	5 0 0	45 0 0	0 0 0
3508	Jan'y	21 Thomas Cray	do S. W. half	13	3 100 10 0	50 0 0	20 0 0	30 0 0	0 0 0
3587	June	19 John Callender	do	27	4 200 10 0	100 0 0	30 0 0	70 0 0	0 0 0
3967	July	4 Edward Malloch	do south half	17	1 100 10 0	50 0 0	20 0 0	30 0 0	0 0 0
70	Apr'l	9 Paulmber McCargan	Gower (South) west half	2	5 100 20 0	100 0 0	100 0 0	0 0 0	0 0 0
71	Ido McCargan	do east half	2	5 100 20 0	100 0 0	100 0 0	0 0 0	0 0 0
608	July	10 David Smith	do	2	3 200 5 0	50 0 0	50 0 0	0 0 0	0 0 0
940	Dec'r	20 Joseph McCargan	do	3	6 200 3 9	37 10 0	18 15 0	18 15 0	0 0 0
1130	Jan'y	11 Lewis Grant	do	12	2 50 20 0	50 0 0	50 0 0	0 0 0	0 0 0
1181	22 John Evans	do west half	2	7 100 10 0	50 0 0	15 0 0	35 0 0	0 0 0
1182	John Carmichael	do	2	1 200 10 0	100 0 0	10 0 0	90 0 0	0 0 0
2123	July	1 John Heck	do	9	3 200 10 0	100 0 0	10 0 0	90 0 0	0 0 0
2125	2 William Cummings	do	3	2 200 15 0	150 0 0	45 0 0	105 0 0	0 0 0
3006	March	30 Saville Sophy	do south half	13	7 100 10 0	50 0 0	5 0 0	45 0 0	0 0 0
3007	James West	do south half	13	7 100 10 0	50 0 0	5 0 0	45 0 0	0 0 0
3772	May	11 John Cummings	do	3	4 200 20 0	200 0 0	191 2 6	8 17 6	0 0 0
4002	August	13 Robert Rathford	do south half	10	6 100 15 0	75 0 0	7 10 0	67 10 0	0 0 0
115	1830	20 B. F. Wilson	Kitley south half	24	8 100 6 3	31 5 0	31 5 0	0 0 0	0 0 0
116	E. B. Wilson	do north half	21	8 100 6 3	31 5 0	3 2 6	28 2 6	0 0 0
156	Jan'y	28 Joseph Cudd	do	17	3 200 12 6	125 0 0	125 0 0	0 0 0	0 0 0
169	Feb'y	22 George Forbes	do	17	3 200 15 0	150 0 0	150 0 0	0 0 0	0 0 0
610	Jan'y	11 Gideon Leahy	do	21	10 200 20 0	200 0 0	140 0 0	60 0 0	0 0 0
611	William Brown	do	24	6 200 7 6	75 0 0	52 10 0	22 10 0	0 0 0
745	May	4 John Morris	do	26	10 200 12 6	125 0 0	50 0 0	75 0 0	0 0 0
775	July	26 Sydney Soper	do	17	9 200 17 6	175 0 0	175 0 0	0 0 0	0 0 0
2219	Oct'r	10 Lorenzo Frayne	do	22	1 120 12 6	75 0 0	7 10 0	67 10 0	0 0 0
2461	July	23 Christopher Guinois	do rear half	19	2 100 7 6	37 10 0	37 10 0	0 0 0	0 0 0
2816	Jan'y	17 David Parker	do	27	3 200 5 0	50 0 0	15 0 0	35 0 0	0 0 0
2882	Feb'y	4 Edward Luley	do west half	9	9 100 10 0	50 0 0	5 0 0	45 0 0	0 0 0
2883	William Cotnam	do east half	9	9 100 10 0	50 0 0	5 0 0	45 0 0	0 0 0
2934	21 David Peoples	do	9	7 200 10 0	100 0 0	30 0 0	70 0 0	0 0 0
2936	Edward Kitch	do	10	6 200 10 0	100 0 0	10 0 0	90 0 0	0 0 0
3035	May	3 Hezekiah Wilze	do	29	1 120 10 0	50 0 0	36 0 0	24 0 0	0 0 0
3595	July	9 John Boyd	do	22	9 200 20 0	200 0 0	60 0 0	140 0 0	0 0 0
3615	30 Patrick Warren	do east half	26	6 100 5 0	25 0 0	25 0 0	0 0 0	0 0 0
3663	Nov'r	6 F. McCarthy	do west half	26	6 100 5 0	25 0 0	7 10 0	17 10 0	0 0 0
3664	George Morgan	do south half	10	2 100 7 6	37 10 0	37 10 0	0 0 0	0 0 0
3745	Apr'l	13 William Guinness	do	10	4 200 5 0	50 0 0	5 0 0	45 0 0	0 0 0
3748	17 George Marshall & J. K. Koyle	do north part, plan, S. G. O.	21	7 135 15 0	101 5 0	20 5 0	81 0 0	0 0 0
3965	July	3 John Deane	do west half	29	5 100 10 0	50 0 0	5 0 0	45 0 0	0 0 0

Amount of comp. paid	Amount of Prin- cipal remaining June 1-11
£ s. d.	£ s. d.
5 0 0	45 0 0
10 0 0	90 0 0
80 0 0	20 0 0
20 0 0	80 0 0
10 0 0	90 0 0
35 0 0	15 0 0
50 0 0	0 0 0
10 0 0	40 0 0
90 0 0	0 0 0
5 0 0	45 0 0
20 0 0	30 0 0
30 0 0	70 0 0
30 0 0	30 0 0
90 0 0	0 0 0
90 0 0	0 0 0
0 0 0	0 0 0
8 15 0	18 15 0
0 0 0	0 0 0
5 0 0	35 0 0
0 0 0	90 0 0
0 0 0	90 0 0
5 0 0	105 0 0
5 0 0	45 0 0
5 0 0	45 0 0
1 2 6	8 17 6
67 10 0	67 10 0
2 5 0	0 0 0
3 2 6	28 2 6
0 0 0	0 0 0
0 0 0	0 0 0
0 0 0	60 0 0
10 0 0	22 10 0
0 0 0	75 0 0
0 0 0	0 0 0
10 0 0	67 10 0
10 0 0	0 0 0
0 0 0	35 0 0
0 0 0	45 0 0
0 0 0	45 0 0
0 0 0	70 0 0
0 0 0	90 0 0
0 0 0	24 0 0
0 0 0	140 0 0
0 0 0	0 0 0
10 0 0	17 10 0
10 0 0	0 0 0
0 0 0	45 0 0
5 0 0	81 0 0
0 0 0	45 0 0

JOHNSTOWN DISTRICT—CONTINUED.

No. of Sale.	Date of Sale.	Name of the Purchaser.	Township.	Lot.	Con.	Acres.	Price per Acre.	Total amount of Sale.	Amount of Principal paid.	Amount of Principal remaining unpaid, viz. Jan. 1, 1841.
							£ s. d.	£ s. d.	£ s. d.	£ s. d.
4084	1841 Feb'y	9 Joseph Montgomery	Kitley	east half	26	8	100 8 0	40 0 0	4 0 0	36 0 0
9	1829 Jan'y	6 Robert Mitchell	Lansdown	N. E. half	24	3	100 7 6	37 10 0	37 10 0	0 0 0
10	Joseph Gilbert	do	S. W. half	24	3	100 7 6	37 10 0	37 10 0	0 0 0
80	1840 April	24 Peter Johnson	do	20	12	200 10 0	100 0 0	100 0 0	0 0 0
81	Richard Johnson	do	16	11	200 6 3	62 10 0	62 10 0	0 0 0
83	29 William Webster	do	23	11	200 5 0	50 0 0	50 0 0	0 0 0
136	1841 Dec'r	20 James Jones	do	3	10	200 15 0	150 0 0	30 0 0	120 0 0
1777	1837 Sept'r	30 William Webster	do	22	4	200 10 0	100 0 0	100 0 0	0 0 0
2808	1837 July	10 Robert Webster	do	west half	23	5	100 7 6	37 10 0	18 15 0	18 15 0
2837	24 Richard Finlay	do	6	13	190 5 0	47 10 0	47 10 0	0 0 0
2889	1837 Feb'y	4 W. S. McDonald	do	5	2	200 10 0	100 0 0	20 0 0	80 0 0
2890	John Macewan	do	west half	11	5	100 19 0	50 0 0	15 0 0	35 0 0
2891	Nathaniel Webster	do	west half	10	4	100 10 0	50 0 0	10 0 0	40 0 0
2892	Patrick Clark	do	east half	10	4	100 10 0	50 0 0	15 0 0	35 0 0
2894	Michael McDonnell	do	west half	5	4	100 10 0	50 0 0	20 0 0	30 0 0
2893	James McCormick	do	east half	5	4	100 10 0	50 0 0	10 0 0	40 0 0
2890	John McMackie	do	west half	24	2	100 10 0	50 0 0	15 0 0	35 0 0
2897	John Shepherd	do	east half	24	2	100 10 0	50 0 0	10 0 0	40 0 0
2898	W. S. McDonald	do	7	3	200 10 0	100 0 0	20 0 0	80 0 0
2899	W. S. McDonald	do	16	5	200 10 0	100 0 0	20 0 0	80 0 0
3440	1839 Nov'y	8 Ephraim Webster	do	14	1	285 10 0	142 10 0	57 0 0	85 10 0
3824	1837 July	19 John McEwen	do	east half	11	5	100 10 0	50 0 0	50 0 0	0 0 0
2877	1840 Feb'y	4 Miles Fulford	Leeds	17	11	32 10 0	16 0 0	1 12 0	14 8 0
2878	Edward Kenny	do	5	6	70 10 0	35 0 0	10 10 0	24 10 0
4005	1841 August	14 James Anderson	do	east half	1	4	100 8 0	40 0 0	4 0 0	36 0 0
4082	1831 Feb'y	5 Henry McAlpine	do	west half	1	4	100 9 0	45 0 0	4 10 0	40 10 0
483	1832 Feb'y	26 James Mills	Mailborough	4	10	74 10 0	37 9 0	37 0 0	0 0 0
931	1833 Dec'r	13 Edward Malloch	do	2	10	74 7 6	27 15 0	27 15 0	0 0 0
992	1834 Jan'y	26 John Moore	do	east half	3	9	100 10 0	50 0 0	50 0 0	0 0 0
996	30 Alex. Montgomery	do	west half	3	9	100 10 0	50 0 0	50 0 0	0 0 0
1539	1835 Feb'y	27 William Ryan	do	rear half	5	4	100 10 0	50 0 0	5 0 0	45 0 0
1757	1835 Sept'r	20 William Ryan	do	front half	5	4	100 10 0	50 0 0	5 0 0	45 0 0
1883	1837 Jan'y	30 Robert Hrowndie	do	2	5	200 10 0	100 0 0	10 0 0	90 0 0
3376	1829 Oct'r	16 William Connor	do	east half	27	5	100 10 0	50 0 0	5 0 0	45 0 0
127	1830 Nov'r	3 Thomas McCrea	Montague	S. W. half	2	1	100 22 0	110 0 0	88 0 0	22 0 0
167	1833 Feb'y	6 William Mirick	do	N. E. half	2	1	100 22 0	110 0 0	110 0 0	0 0 0
297	1833 August	13 Ezekiel Rose	do	21	2	200 22 6	225 0 0	225 0 0	0 0 0
6237	1836 August	12 R. Greville, sen.	do	10	2	200 15 0	150 0 0	150 0 0	0 0 0
2374	1837 May	14 John Ferguson	do	26	10	200 10 0	100 0 0	20 0 0	80 0 0
2402	18 J. P. Loucks, jun.	do	26	2	200 25 0	250 0 0	250 0 0	0 0 0
2903	1839 Feb'y	4 Robert Gales	do	east half	17	1	100 10 0	50 0 0	5 0 0	45 0 0
2904	William Willis	do	21	4	200 10 0	100 0 0	10 0 0	90 0 0
3128	1839 June	30 John Wilson	do	east half	5	4	100 10 0	50 0 0	5 0 0	45 0 0
3728	1840 March	13 James Smith	do	S. W. half	26	4	100 12 6	62 10 0	12 10 0	50 0 0
3729	James McEwan	do	N. E. half	26	4	100 12 6	62 10 0	18 15 0	43 15 0
4045	1830 Oct'r	10 Dougald Cameron	do	27	1	120 20 0	120 0 0	30 0 0	100 0 0
301	1831 August	19 William Christie	Oxford, Rideau	27	8	200 15 0	150 0 0	150 0 0	0 0 0
409	1839 Jan'y	29 Mathew Roberts	do	3	3	200 15 9	157 10 0	157 10 0	0 0 0
458	1839 Feb'y	19 Cora's O'Connor	do	east half	30	6	100 15 6	77 10 0	62 0 0	15 10 0
545	1839 March	21 Joseph G. Gibson	do	3	4	200 16 6	165 0 0	99 0 0	66 0 0

Amount of initial part	Amount of Prin- cipal remaining original amt. June, 1-11
£ s. d.	£ s. d.
4 0 0	36 0 0
37 10 0	0 0 0
37 10 0	0 0 0
0 0 0	0 0 0
32 10 0	0 0 0
0 0 0	0 0 0
10 0 0	120 0 0
0 0 0	0 0 0
8 15 0	18 15 0
7 10 0	0 0 0
0 0 0	80 0 0
5 0 0	35 0 0
0 0 0	40 0 0
5 0 0	35 0 0
0 0 0	30 0 0
0 0 0	40 0 0
5 0 0	35 0 0
0 0 0	40 0 0
0 0 0	80 0 0
0 0 0	80 0 0
0 0 0	85 10 0
0 0 0	0 0 0
12 0	14 8 0
10 0	24 10 0
0 0	36 0 0
10 0	40 10 0
0 0	0 0 0
15 0	0 0 0
0 0	0 0 0
0 0	0 0 0
0 0	45 0 0
0 0	45 0 0
0 0	90 0 0
0 0	45 0 0
0 0	22 0 0
0 0	0 0 0
0 0	0 0 0
0 0	0 0 0
0 0	80 0 0
0 0	0 0 0
0 0	45 0 0
0 0	99 0 0
0 0	45 0 0
0 0	50 0 0
5 0	43 15 0
0 0	100 0 0
0 0	0 0 0
0 0	0 0 0
0 0	15 10 0
0 0	66 0 0

JOHNSTOWN DISTRICT—CONTINUED.

No. of Acres	Year	Name of the Purchaser	Township	Lot	Acres	Price per Acre	Total amount of Sale	Amount of Principal Paid	Amount of Prin- cipal remaining Jan. 1st 1841
	1832								
84	Sept'r	14 Philip Corry	Oxford (Poland)	north part	28	6	50 15 0	38 15 0	0 0 0
84	Daniel Conroy	do	west half	308	6	100 15 0	77 10 0	0 0 0
938	Dec'r	18 Wm Bowers	do	3	200 0 0	50 0 0	150 0 0
	1834								
1475	Jan'y	21 Edward F. Wagoner	do	west half	1	5	100 10 0	50 0 0	50 0 0
1476	Michael Walsh	do	east half	1	5	100 10 0	50 0 0	50 0 0
1477	Michael Sweeney	do	north half	9	5	100 10 0	50 0 0	50 0 0
1478	Israel Giveny	do	south half	9	5	100 10 0	50 0 0	50 0 0
1479	W. Bartholomew	do	north half	29	5	100 10 0	50 0 0	50 0 0
1482	John Johnson	do	east half	23	9	100 10 0	50 0 0	50 0 0
1486	John Gray	do	west half	24	10	100 10 0	50 0 0	50 0 0
1487	John Smith	do	east half	24	10	100 10 0	50 0 0	50 0 0
1488	Noble Johnson	do	west half	23	9	100 10 0	50 0 0	50 0 0
	1835								
2177	Sept'r	14 James Guest	do	front half	4	2	100 10 0	50 0 0	50 0 0
2178	Thomas Guest	do	rear half	4	2	100 10 0	50 0 0	50 0 0
2180	18 Isaac Brown	do	north half	2	2	100 16 0	80 0 0	20 0 0
2230	Oct'r	23 Nicholas Bruns	do	28	9	200 15 9	157 10 0	43 0 0
	1836								
2779	Dec'r	12 Samuel N. Meach	do	south half	2	2	100 16 0	80 0 0	20 0 0
	1837								
3003	March	30 John Cummin	do	west half	23	7	100 10 0	50 0 0	50 0 0
3003	William Laddy	do	east half	18	10	100 10 0	50 0 0	50 0 0
3009	John Laddy	do	west half	18	10	100 10 0	50 0 0	50 0 0
3037	May	5 Samuel McClarea	do	S. W. 1/4	4	5	50 10 0	25 0 0	25 0 0
3038	James McCabe	do	north half	2	5	100 10 0	50 0 0	50 0 0
3039	William Gilliland	do	east half	23	5	100 10 0	50 0 0	50 0 0
3045	Armenias McCrea	do	S. E. 1/4	4	5	50 10 0	25 0 0	25 0 0
3079	22 James Tobin	do	south half	29	5	100 10 0	50 0 0	50 0 0
	1838								
3534	March	15 Robert Bell	do	east half	22	6	100 10 0	52 10 0	48 0 0
3610	July	27 William Campbell	do	rear part	3	120	24 20 0	20 20 0	4 0 0
3629	Sept'r	1 Kenneth McLean	do	15	4	200 10 0	100 0 0	100 0 0
	1839								
3781	June	3 George Dogherty	do	south part	1	1	167 17 6	146 2 6	21 15 0
3862	Oct'r	26 Robert Capton	do	east half	11	5	100 11 3	56 5 0	44 6 3
	1840								
3945	June	12 Gamaliel Dake	do	28	2	200 20 0	200 0 0	0 0 0
	1840								
186	Feb'y	23 Alexander McCrea	Wolford	21	2	200 22 6	225 0 0	0 0 0
386	Dec'r	15 Samuel Ferguson	do	S. W. 1/4	22	3	50 21 6	53 15 0	0 0 0
	1841								
589	Dec'r	2 William Umphrey	do	east half	26	2	100 22 6	112 10 0	88 12 6
	1842								
693	March	15 Edmund Buritt	do	N. W. 1/4	22	3	56 21 6	53 15 0	3 6 6
693	Asaph Punnan	do	east half	22	3	100 21 6	107 10 0	93 11 6
	1843								
1372	Nov'r	18 Thomas Ferguson	do	east half	21	4	100 20 0	100 0 0	0 0 0
1373	George Ferguson	do	west half	21	4	100 20 0	100 0 0	0 0 0
	1847								
3046	May	5 James Lundy	do	north half	10	4	100 10 0	50 0 0	50 0 0
3047	Jonathan Garrett	do	south half	10	4	100 10 0	50 0 0	50 0 0
3048	Richard Empey	do	east half	26	4	100 10 0	50 0 0	50 0 0
3049	Samuel Empey	do	west half	26	4	100 10 0	50 0 0	50 0 0
3050	John Asmard	do	N. W. 1/4	29	7	50 10 0	25 0 0	25 0 0
3051	Thomas Courtney	do	N. E. 1/4	29	7	50 10 0	25 0 0	25 0 0
	1848								
3541	Sept'r	29 Hugh Brown	do	rear half	14	5	100 10 0	50 0 0	50 0 0
	1840								
4018	Sept.	7 John Somes	do	west half	26	2	100 22 6	112 16 0	88 6 6
4056	Oct'r	19 Samuel Lee	do	west half	29	3	100 8 9	43 15 0	56 9 9
	1842								
689	March	13 Noah Hutchinson	Wolford (Ty. Nesbit)	18	1	180 5 0	45 0 0	135 5 0
	1847								
2803	Jan'y	4 James Moulton	do	S. 1/2 & N. E. 1/4	24	9	150 18 9	140 12 6	10 6 3
2804	George Johnson	do	N. W. 1/4	24	9	150 18 9	140 12 6	10 6 3
2879	Feb'y	4 Thomas Kidd	do	west half	22	8	70 10 0	35 0 0	35 0 0
2880	Alpheus Kitzes	do	east half	22	8	70 10 0	35 0 0	35 0 0
2881	Richard Copeland	do	9	3	200 13 0	130 0 0	70 13 0
	1830								
274	July	6 Robert Dobbs	Yonge	16	6	200 10 0	100 0 0	100 0 0
275	John Curbit	do	26	8	118 20 0	118 0 0	0 0 0
276	Samuel Whaley	do	A	7	95 20 0	95 0 0	0 0 0

JOHNSTOWN DISTRICT—CONTINUED.

No. of Sale	Date of Sale	Name of the Purchaser	Township	Lot	Cont. Acres	Price per Acre	Total Amount of Sale	Amount of Principal paid	Amount of Principal remaining unpaid, 30th June, 1841
1830									
277	July	6 Samuel Kendrick	Yonge	north half	4	6 100 5 0	25 0 0	25 0 0	0 0 0
280	John Johnston	do	24	7 200 5 0	50 0 0	50 0 0	0 0 0
291	27 Rudol Judson	do	12	6 200 4 6	45 0 0	45 0 0	0 0 0
314	Oct'r	4 Ezra Bates	do	A	9 9125 0	117 10 0	117 10 0	0 0 0
336	18 Samuel Danby	do	20	9 200 10 0	100 0 0	30 0 0	70 0 0
1832									
606	Jan'y	9 Hon. C. Jones	do	A	1 100 12 6	62 10 0	37 10 0	25 0 0
880	Nov'r	3 William Heather	do	3	1 200 6 3	62 10 0	6 5 0	56 5 0
1833									
1193	July	12 John Morris	do	N. E. half	20	8 100 22 0	110 0 0	110 0 0	0 0 0
1194	Samuel Morris	do	S. W. half	18	8 100 12 6	62 10 0	56 5 0	6 5 0
1199	18 Hugh Tarkington	do	11	3 83 10 0	41 10 0	33 4 0	8 6 0
1834									
1550	March	3 Joseph Dobbin	do	north part	11	3 117 10 0	58 10 0	16 16 0	11 4 0
1631	19 William Robinson	do	N. E. part	18	8 90 7 6	33 15 0	33 15 0	0 0 0
1835									
2074	July	25 Richard Osborne	do	front part	A	8 10 20 0	10 0 0	10 0 0	0 0 0
2156	Sept'r	2 John Kelly	do	north half	22	9 100 20 0	100 0 0	60 0 0	40 0 0
2273	Nov'r	20 Daniel Darbyshire	do	rear part	16	8 50 14 0	35 0 0	10 10 0	23 10 0
1836									
2622	Oct'r	5 Walter Beuty	do	14	4 200 13 0	130 0 0	65 0 0	65 0 0
1838									
3563	May	8 Theophilus Oakes	do	26	7 200 7 6	75 0 0	22 10 0	52 10 0
3649	Oct'r	16 Sarah Dixie	do	rear part	A	8 85 15 0	63 15 0	11 12 6	49 2 6
1839									
3838	August	16 Philip Wing	do	17	10 200 7 6	75 0 0	75 0 0	0 0 0
1840									
4046	Oct'r	10 Philip Wing	do	front part	16	8 117 11 0	82 5 0	82 5 0	0 0 0
4048	13 Richard Coleman	do	A	11 83 21 6	89 4 6	40 0 0	49 4 6

SUMMARY.

	Acres	Total Amount of Sale	Amount of Principal Paid	Amount of Principal remaining unpaid, 30th June, 1841
1—Augusta	£ s. d.	£ s. d.	£ s. d.
2—Bastard	400	281 5 0	58 2 6	223 2 6
3—Bingess	1302	1088 14 2	263 15 9	824 18 5
4—Crosby (North)	400	260 0 0	212 0 0	48 0 0
5—Crosby (South)	761	419 10 6	110 17 6	308 13 0
6—Edward Slough	798	705 7 6	296 15 9	408 11 9
7—Elizabethtown	3651	2211 15 0	851 7 6	1360 7 6
8—Elmsley	1988	1619 8 6	1143 4 9	476 3 9
9—Gower (North)	1450	688 15 0	428 4 9	260 10 3
10—Gower (South)	1600	800 0 0	380 0 0	420 0 0
11—Kitley	1850	1112 10 0	607 7 6	505 2 6
12—Lansdown	3575	9963 15 0	1037 2 6	926 12 6
13—Leeds	3175	1465 0 0	745 15 0	719 5 0
14—Marlborough	302	136 0 0	20 12 0	115 8 0
15—Montague	848	411 15 0	189 15 0	225 0 0
16—Oxford (Rideau)	1720	1390 0 0	914 5 0	475 15 0
17—Wolford	4219 1/2	2691 2 6	1171 5 11	1519 16 7
18—Yonge (formerly Escott)	1500	1208 15 0	807 15 0	401 0 0
19—Yonge	712	432 0 10	320 10 10	111 10 0
Total	3042 1/2	1741 19 6	1311 2 6	427 17 0
Total	32291	20630 13 6	11172 19 9	9457 13 9

Amount of Principal paid	Amount of Prin- cipal remaining unpaid, 30th June, 1921
£ s. d.	£ s. d.
25 0 0	0 0 0
50 0 0	0 0 0
35 0 0	0 0 0
17 10 0	0 0 0
50 0 0	70 0 0
37 10 0	25 0 0
6 5 0	56 5 0
10 0 0	0 0 0
6 5 0	6 5 0
33 4 0	8 0 0
16 16 0	11 14 0
33 13 0	0 0 0
0 0 0	0 0 0
0 0 0	40 0 0
0 10 0	24 10 0
5 0 0	65 0 0
2 10 0	52 10 0
1 12 6	49 2 6
5 0 0	0 0 0
2 5 0	0 0 0
0 0 0	49 4 6

Amount of Principal remaining unpaid, 30th June, 1921	£ s. d.
6	223 2 6
9	824 18 5
0	48 0 0
6	308 13 0
9	108 11 9
6	1360 7 6
9	476 3 9
9	260 10 3
0	420 0 0
6	305 2 6
6	926 12 6
0	719 5 0
0	115 8 0
0	225 0 0
0	175 15 0
11	1519 16 7
0	301 0 0
10	111 10 0
6	427 17 0
9	9457 13 9

BATHURST DISTRICT.

Year & Date of Sale	Name of the Purchaser	Township	Lot	Con.	Acres	Price per Acre	Total Amount of Sale.	Amount of Principal paid	Amount of Principal remaining unpaid 30th June, 1911.
1830									
237 April	Alexander Ferguson	Bathurst	front half	24	5	100 10 0	£ 2 400 0	£ 50 0 0	£ 1 450 0
238	Stephen Ferguson	do	rear half	24	5	100 10 0	£ 500 0	£ 50 0 0	£ 0 0 0
253 May	James Young	do	do	24	7	200 12 6	£ 1425 0	£ 25 0 0	£ 1400 0
257 June	Peter McGregor	do	west half	26	8	100 12 6	£ 820 0	£ 62 10 0	£ 0 0 0
258	do	do	east half	26	8	100 12 6	£ 820 0	£ 62 10 0	£ 0 0 0
293 August	Archibald Fraser	do	east half	17	1	100 16 0	£ 80 0	£ 80 0 0	£ 0 0 0
343 Oct'r	Thomas Miller	do	west half	9	3	100 11 3	£ 265 5 0	£ 22 10 0	£ 33 15 0
353 Nov'r	John Russell	do	do	2	1	200 2 6	£ 25 0	£ 7 10 0	£ 17 10 0
376	Thomas Minnion	do	do	17	3	200 11 3	£ 112 10 0	£ 101 5 0	£ 11 5 0
1832									
751 May	William Palmer	do	do	5	4	200 8 0	£ 80 0	£ 64 0 0	£ 16 0 0
820 Sep'r	Robert Miller	do	S. W. half	17	1	100 15 3	£ 76 5 0	£ 38 2 6	£ 38 2 6
897 Nov'r	Alver Adams	do	do	2	9	120 5 0	£ 30 0 0	£ 15 0 0	£ 15 0 0
1833									
1019 Feb'y	Alexander Cameron	do	do	10	4	200 15 0	£ 150 0 0	£ 30 0 0	£ 120 0 0
1219 July	Henry Kohler	do	N. E. half	10	2	100 11 6	£ 57 10 0	£ 28 15 0	£ 28 15 0
1413 Dec'r	John McDonald	do	S. W. half	21	4	100 10 0	£ 50 0 0	£ 45 0 0	£ 5 0 0
1444	Donald McLaren	do	N. E. half	21	4	100 10 0	£ 50 0 0	£ 50 0 0	£ 0 0 0
1834									
1483 Jan'y	John Tovey	do	do	24	3	200 11 6	£ 115 0 0	£ 46 0 0	£ 69 0 0
1809 Oct'r	John Balderson	do	do	24	9	200 10 0	£ 100 0 0	£ 40 0 0	£ 60 0 0
1835									
1963 April	Paul O'Neal	do	do	9	5	200 8 0	£ 80 0 0	£ 48 0 0	£ 32 0 0
1837									
2902 Feb'y	William Glasgott	do	do	21	6	200 12 6	£ 125 0 0	£ 12 10 0	£ 112 10 0
3022 April	James Boulton	do	front part	21	1	80 10 0	£ 30 0 0	£ 40 0 0	£ 0 0 0
1838									
3567 May	John Richardson	do	part of	26	2	150 15 0	£ 112 10 0	£ 112 10 0	£ 0 0 0
3601 July	John Robertson	do	N. E. half	9	1	100 10 0	£ 50 0 0	£ 50 0 0	£ 0 0 0
1839									
3701 Feb'y	John Lee	do	E. 1/2 & W. 1/2 of W. 1/2	26	4	150 16 3	£ 121 17 6	£ 12 3 9	£ 109 13 9
3705	Duncan Ferguson	do	E. 1/2 of W. 1/2	26	4	50 16 3	£ 40 12 6	£ 1 1 3	£ 36 11 3
1830									
384 Dec'r	Duncan Crain	Beekwith	do	21	12	160 8 0	£ 64 0 0	£ 64 0 0	£ 0 0 0
1833									
1152 May	Peter Campbell	do	do	24	11	200 12 6	£ 125 0 0	£ 125 0 0	£ 0 0 0
1153	Duncan McLaren	do	east half	21	2	100 10 0	£ 50 0 0	£ 50 0 0	£ 0 0 0
1834									
1474 Jan'y	John Stewart	do	east half	26	8	100 10 0	£ 50 0 0	£ 50 0 0	£ 0 0 0
1523 Feb'y	William Salter	do	S. W. 1/4	17	3	50 10 0	£ 25 0 0	£ 25 0 0	£ 0 0 0
1524	Robert Scott	do	west half	26	8	100 10 0	£ 50 0 0	£ 30 0 0	£ 20 0 0
1547 March	Alex. McGregor	do	do	9	7	200 11 6	£ 115 0 0	£ 115 0 0	£ 0 0 0
1553	Angus McQuinn	do	do	21	5	200 10 0	£ 100 0 0	£ 50 0 0	£ 50 0 0
1573	John Ferguson	do	front half	5	4	100 10 0	£ 50 0 0	£ 50 0 0	£ 0 0 0
1595 April	Nicholas Dixon	do	S. W. part	10	12	33 10 6	£ 17 6 6	£ 12 2 6	£ 5 4 0
1596	David Moffatt	do	S. E. part	10	12	33 10 6	£ 17 6 6	£ 12 2 6	£ 5 4 0
1656 July	John McTavish	do	west half	17	9	100 13 0	£ 65 0 0	£ 65 0 0	£ 0 0 0
1748 August	Robert Steward	do	S. W. half	26	6	190 7 6	£ 37 10 0	£ 37 10 0	£ 0 0 0
1835									
1873 Jan'y	Duncan McCowan	do	east half	21	10	100 10 0	£ 50 0 0	£ 50 0 0	£ 0 0 0
1895 Feb'y	Angus McLellan	do	N. E. half	2	7	100 12 6	£ 62 10 0	£ 18 15 0	£ 43 15 0
1957 March	Alex. McTavish	do	east half	17	9	100 12 0	£ 65 0 0	£ 65 0 0	£ 0 0 0
1836									
2352 March	John Kidd	do	N. E. half	21	6	100 10 0	£ 50 0 0	£ 25 0 0	£ 25 0 0
2375 May	Duncan Ferguson	do	front half	2	1	100 7 6	£ 37 10 0	£ 7 10 0	£ 30 0 0
2408 June	Duncan McLellan	do	N. W. half	21	10	100 10 0	£ 50 0 0	£ 50 0 0	£ 0 0 0
1837									
2917 Feb'y	Thomas Saunders	do	west half	21	4	100 10 0	£ 50 0 0	£ 10 0 0	£ 40 0 0
2918	John Lee	do	east half	21	4	100 10 0	£ 50 0 0	£ 30 0 0	£ 20 0 0
2919	Thomas White	do	rear half	26	10	100 10 0	£ 50 0 0	£ 25 0 0	£ 25 0 0
2920	William Salter	do	rear half	17	3	100 10 0	£ 50 0 0	£ 50 0 0	£ 0 0 0
3118 June	Richard Finlay	do	do	5	2	200 8 6	£ 85 0 0	£ 8 10 0	£ 76 10 0
3123	William May	do	S. W. half	10	6	100 5 0	£ 25 0 0	£ 2 10 0	£ 22 10 0
3124	James Stewart	do	N. E. half	10	6	100 6 0	£ 30 0 0	£ 30 0 0	£ 0 0 0
3241 August	Hugh McEwen	do	S. W. part	2	7	70 12 6	£ 43 15 0	£ 17 10 0	£ 26 5 0
3426 Nov'r	Duncan Campbell	do	N. E. half	10	10	100 8 6	£ 42 10 0	£ 42 10 0	£ 0 0 0
1838									
3561 May	William Sparrow	do	S. W. half	17	11	100 10 0	£ 50 0 0	£ 15 0 0	£ 35 0 0
3562	Edward Murphy	do	N. E. half	17	11	100 10 0	£ 50 0 0	£ 15 0 0	£ 35 0 0
3631 Oct'r	Duncan McLaren	do	rear half	2	3	100 8 9	£ 43 15 0	£ 43 15 0	£ 0 0 0
1839									
3738 April	Donald McDougall	do	do	21	8	200 7 6	£ 75 0 0	£ 45 0 0	£ 30 0 0

Amount of paid pad	Amount of Princi- ple remaining unpaid 30th June, 1911.
8.4	8.4
0 0	0 0 0
0 0	0 0 0
0 0	0 0 0
10 0	100 0 0
10 0	0 0 0
10 0	0 0 0
0 0	0 0 0
10 0	33 15 0
10 0	17 10 0
5 0	11 5 0
0 0	16 0 0
2 6	38 2 6
0 0	15 0 0
0 0	120 0 0
15 0	28 15 0
0 0	5 0 0
0 0	0 0 0
0 0	69 0 0
0 0	60 0 0
0 0	32 0 0
10 0	112 10 0
0 0	0 0 0
10 0	0 0 0
0 0	0 0 0
3 9	109 13 9
1 3	36 11 3
0 0	0 0 0
0 0	0 0 0
0 0	0 0 0
0 0	0 0 0
0 0	20 0 0
0 0	0 0 0
0 0	50 0 0
0 0	0 0 0
2 6	5 4 0
2 6	5 4 0
1 0	0 0 0
1 0	0 0 0
0 0	0 0 0
0 0	43 15 0
0 0	0 0 0
0 0	25 0 0
0 0	30 0 0
0 0	0 0 0
0 0	10 0 0
0 0	20 0 0
0 0	25 0 0
0 0	0 0 0
0 0	75 10 0
0 0	22 10 0
0 0	0 0 0
0 0	26 5 0
0 0	0 0 0
0 0	35 0 0
0 0	35 0 0
0 0	0 0 0
0 0	30 0 0

BATHURST DISTRICT—CONTINUED.

No. of Sale	Date of Sale	Name of the Purchaser	Township	Lot	Con.	Acres	Price per Acre	Total amount (Sale)	Amount of Principal Paid	Amount or Per-centage remaining on bond, 30th June, 1844
1839										
								£ s. d.	£ s. d.	£ s. d.
3739	April	James Mitchell	Brockwith	east half	24	3	100 5 0	25 0 0	7 10 0	17 10 0
3753	June	Finlay McEwan	do	24	7	200 5 0	50 0 0	50 0 0	0 0 0	0 0 0
3792	June	James Floyd	do	S. W. half	10	8	100 7 6	37 10 0	30 0 0	7 10 0
3821	July	Duncan Ferguson	do	S. W. half	9	5	400 11 6	57 10 0	11 10 0	46 0 0
1840										
3882	Jan'y	Samuel Patterson	do	east half	26	4	100 4 0	20 0 0	20 0 0	0 0 0
3885	June	Thomas Alcock	do	west half	26	4	100 6 0	30 0 0	30 0 0	0 0 0
3929	April	John Weston, son	do	N. E. half	9	5	100 12 0	60 0 0	15 0 0	45 0 0
4011	August	John McDonnell	do	N. E. half	5	6	100 6 3	31 5 0	22 17 0	8 8 0
4012	July	Peter Anderson	do	S. W. half	5	6	130 8 9	43 15 0	4 7 6	39 7 6
1830										
337	Oct'r	George Blair	Dalhousie	front half	9	1	100 6 3	31 5 0	3 2 6	28 2 6
1841										
394	Jan'y	Robert Pardon	do	do	9	7	200 5 0	50 0 0	10 0 0	40 0 0
462	Feb'y	Robert McCasline	do	do	9	11	200 3 0	30 0 0	10 0 0	0 0 0
1832										
629	Jan'y	Owen Hughes	do	do	5	6	200 4 0	40 0 0	16 0 0	24 0 0
1839										
3740	April	Patrick Sheridan	do	do	4	5	200 1 0	40 0 0	40 0 0	0 0 0
3741	April	Patrick Sheridan	do	do	5	1	200 8 0	80 0 0	80 0 0	0 0 0
1840										
404	Sept'r	Peter Cumming	do	east half	10	2	100 5 0	25 0 0	25 0 0	0 0 0
1839										
302	August	William Reid	Daling	do	5	4	200 5 0	50 0 0	10 0 0	40 0 0
379	Nov'r	John Herron	do	do	5	6	200 5 0	50 0 0	50 0 0	0 0 0
1830										
244	May	Isaac Taylor	Drummond	do	2	3	200 14 0	140 0 0	140 0 0	0 0 0
303	August	Neil McFarlane	do	rear half	9	9	100 12 6	62 10 0	62 10 0	0 0 0
304	August	John Gallacher	do	front half	9	9	100 12 6	62 10 0	62 10 0	0 0 0
348	Oct'r	John Talbot	do	do	5	10	200 9 6	95 0 0	95 0 0	0 0 0
368	Nov'r	William Harvey	do	do	10	4	200 11 6	115 0 0	34 10 0	80 10 0
371	Nov'r	Alexander Hay	do	west half	5	12	80 11 6	46 0 0	112 0 0	41 8 0
375	Nov'r	Andrew Graham	do	N. E. half	2	7	100 12 6	62 10 0	43 15 0	18 15 0
1831										
391	Jan'y	Peter McLaren	do	S. W. half	9	7	100 9 0	45 0 0	45 0 0	0 0 0
392	Jan'y	William McCormick	do	N. E. half	9	7	100 9 0	45 0 0	45 0 0	0 0 0
484	Jan'y	Robert Boyd	do	do	17	9	200 11 6	115 0 0	23 0 0	92 0 0
501	March	William Stridman	do	do	17	1	200 10 0	100 0 0	100 0 0	0 0 0
512	March	William Duncan	do	east half	5	12	80 11 6	46 0 0	36 0 0	0 0 0
535	July	Andrew Allan	do	S. W. half	2	7	100 12 6	62 10 0	50 0 0	12 10 0
1832										
664	Feb'y	Henry James	do	do	9	1	200 12 6	125 0 0	25 0 0	100 0 0
752	May	Rev. J. McDoull	do	do	5	2	200 5 0	50 0 0	50 0 0	0 0 0
1833										
756	June	John Couche	do	N. E. half	17	7	150 10 0	75 0 0	30 0 0	45 0 0
1834										
923	Dec'y	Arthur Couche	do	S. W. half	17	7	50 10 0	25 0 0	10 0 0	15 0 0
923	Dec'y	Peter Sinclair	do	do	18	8	200 10 0	100 0 0	100 0 0	0 0 0
1833										
1026	Feb'y	John Tallock	do	do	17	3	200 8 0	80 0 0	32 0 0	48 0 0
1396	Dec'y	John McGeary	do	rear half	10	6	100 5 0	25 0 0	25 0 0	0 0 0
1835										
1961	April	Edward Ruckle	do	do	21	12	157 10 0	78 10 0	77 2 0	4 8 0
1964	April	Thomas Bothwell	do	do	5	6	200 8 0	80 0 0	32 0 0	48 0 0
1836										
2327	Feb'y	Arch. McGregor	do	N. E. half	26	6	80 10 0	40 0 0	32 0 0	8 0 0
2428	Feb'y	Alex. McPherson	do	S. W. half	26	6	80 10 0	40 0 0	40 0 0	0 0 0
2347	Feb'y	John Preston	do	do	10	10	200 7 6	75 0 0	75 0 0	0 0 0
1837										
2900	Feb'y	Patrick Doyle	do	S. W. half	9	5	100 10 0	50 0 0	50 0 0	0 0 0
2901	Feb'y	Martin Doyle	do	N. E. half	9	5	100 10 0	50 0 0	50 0 0	0 0 0
3176	July	John Beamish	do	S. E. half	26	2	100 5 0	25 0 0	7 10 0	17 10 0
1838										
3501	Jan'y	Don. McNaughten	do	do	24	7	63 10 2	32 0 6	12 16 1	19 4 2
1839										
3750	April	Sutton Fitzell	do	do	9	3	200 5 0	50 0 0	50 0 0	0 0 0
3754	April	Angus McKinnon	do	N. E. half	24	5	100 6 0	30 0 0	30 0 0	0 0 0
3773	May	William Tottan	do	S. W. half	5	8	100 8 6	42 10 0	8 10 0	34 0 0
1830										
198	March	G. W. Tucker	Fitzroy	do	2	7	200 13 6	135 0 0	135 0 0	0 0 0
1841										
520	March	Thomas McKibbin	do	do	17	1	200 6 6	65 0 0	39 0 0	26 0 0
1832										
652	Feb'y	Francis Ekerett	do	do	27	3	100 9 6	47 10 0	9 10 0	38 0 0

Amount of Paid	Amount of Paid	Amount of Paid
s. d.	£ s. d.	£ s. d.
10 0	17 13 0	
0 0	0 0 0	
0 0	7 10 0	
10 0	46 0 0	
0 0	0 0 0	
0 0	0 0 0	
0 0	45 0 0	
17 0	8 8 0	
7 6	39 7 6	
2 6	28 2 6	
0 0	30 0 0	
0 0	0 0 0	
0 0	24 0 0	
0 0	0 0 0	
0 0	0 0 0	
0 0	0 0 0	
0 0	40 0 0	
0 0	0 0 0	
0 0	0 0 0	
0 0	0 0 0	
0 0	0 0 0	
0 0	0 0 0	
0 0	0 0 0	
0 0	80 10 0	
2 0	41 8 0	
5 0	18 15 0	
0 0	0 0 0	
0 0	0 0 0	
0 0	32 0 0	
0 0	0 0 0	
0 0	0 0 0	
0 0	12 10 0	
0 0	100 0 0	
0 0	0 0 0	
0 0	45 0 0	
0 0	15 0 0	
0 0	0 0 0	
0 0	48 0 0	
0 0	0 0 0	
0 0	1 8 0	
0 0	48 0 0	
0 0	5 0 0	
0 0	0 0 0	
0 0	0 0 0	
0 0	17 10 0	
4 0	19 4 2	
0 0	0 0 0	
0 0	0 0 0	
0 0	34 0 0	
0 0	0 0 0	
0 0	26 0 0	
0 0	38 0 0	

BATHURST DISTRICT—CONTINUED.

No. of Sale	Date of Sale	Name of the Purchaser.	Township.	Lot.	Con.	Acres	Price per Acre	Total amount of Sale.	Amount of Principal paid.	Amount of Principal remaining unpaid, 30th June, 1911.
								£ s. d.	£ s. d.	£ s. d.
1832										
600	Feb'y	10 Robert Sherriff,	Fitzroy	17	11 200	5 0	50 0 0	15 0 0	35 0 0
601 Robert Sherriff,	do	24	11 200	10 6	105 0 0	31 10 0	73 10 0
602 Robert Sherriff,	do	21	10 200	3 0	30 0 0	9 0 0	21 0 0
1836										
2333	Feb'y	15 George Baird	do	5	8 200	10 0	100 0 0	40 0 0	60 0 0
2601	Sep'y	29 John Gillan	do	9	11 200	10 0	100 0 0	10 0 0	90 0 0
2601	Oct'y	3 Francis Neely, junr.	do south half	9	5 100	10 0	50 0 0	10 0 0	40 0 0
2613	4 Francis Neely, sen.	do north half	9	5 100	10 0	50 0 0	50 0 0	0 0 0
2614	George Perry	do north half	10	6 100	10 0	50 0 0	5 0 0	45 0 0
2615	Mary Groves	do south half	10	6 100	10 0	50 0 0	5 0 0	45 0 0
3070	May	19 Francis Gillan	do	10	2 200	10 0	100 0 0	22 10 0	77 10 0
1838										
3561	May	11 Elnathan Huddle	do	21	6 200	15 0	150 0 0	60 0 0	90 0 0
1840										
3924	April	27 David Elliot	do	17	3 200	10 0	100 0 0	20 0 0	80 0 0
4000	August	13 James Stuart	do	27	1 100	8 0	40 0 0	8 0 0	32 0 0
4050	Oct'y	13 John Stevenson	do	10	8 200	10 0	100 0 0	10 0 0	90 0 0
1853										
971	Jan'y	9 Gregory Neclaw,	Goulburn east half	9	3 100	10 0	50 0 0	50 0 0	0 0 0
1016	Feb'y	7 William Mackay,	do north half	10	2 100	10 0	50 0 0	50 0 0	0 0 0
1854										
1535	Feb'y	27 John Montgomery	do west half	9	3 100	10 0	50 0 0	25 0 0	25 0 0
1750	Sep'y	20 James Hill	do east half	10	6 100	10 0	50 0 0	50 0 0	0 0 0
1751	James Hill	do west half	10	6 100	8 6	42 10 0	42 10 0	0 0 0
1752	Andrew Tumble	do east quarter	10	4 50	9 6	23 15 0	7 2 6	16 12 6
1756	Hugh Montgomery	do west half	10	4 100	10 0	52 10 0	31 10 0	21 0 0
1855										
1891	Feb'y	6 Francis Powell	do west half	26	12 80	0 0	48 0 0	48 0 0	0 0 0
1915	23 William Tomlinson	do	2	5 200	8 9	87 10 0	17 10 0	70 0 0
1936	April	30 Henry Kennedy	do S. E. half	24	11 100	10 0	50 0 0	30 0 0	20 0 0
1856										
2353	March	7 Robert Angus	do	24	9 200	6 3	62 10 0	12 10 0	50 0 0
2355	10 Thomas McCullery	do	21	8 200	6 7 1/2	66 5 0	39 15 0	26 10 0
2361	April	5 William Howalter	do rear half	24	1 100	10 0	50 0 0	15 0 0	35 0 0
2362	Robert Dobson	do front half	24	1 100	10 0	50 0 0	45 0 0	5 0 0
2368	Hugh Montgomery	do S. W. 1/4	9	5 50	10 0	25 0 0	2 10 0	22 10 0
1857										
2900	Feb'y	4 Peter McGlone	do west half	5	8 100	10 0	50 0 0	20 0 0	30 0 0
2910	Patrick Brady	do rear half	9	5 100	10 0	50 0 0	5 0 0	45 0 0
1858										
3555	April	24 W. H. Thompson	do east half	26	12 80	15 0	60 0 0	18 0 0	42 0 0
3671	Nov'y	27 Edward Bassett	do rear quarter	26	10 50	15 0	37 10 0	37 10 0	0 0 0
1859										
3758	April	26 John Anderson	do	5	4 200	8 0	80 0 0	80 0 0	0 0 0
3876	Dec'y	12 John Stewart	do rear half	2	9 100	6 3	31 5 0	31 5 0	0 0 0
1840										
3930	April	29 Jackson Stitt	do front half	21	10 100	10 0	50 0 0	5 0 0	45 0 0
4028	Sept.	23 Thomas Simpson	do	2	7 200	6 6	65 0 0	35 0 0	30 0 0
1852										
653	Feb'y	G. C. J. Bell	Horton broken	5	10 31	6 6	10 1 6	2 0 4	8 1 2
1858										
3619	August	1 John McNab	do	5	4 200	12 6	125 0 0	37 10 0	87 10 0
1834										
1754	Sept'r	20 William Barton	Hundley S. E. half	21	4 100	10 0	50 0 0	20 0 0	30 0 0
1755	Andrew Barton	do N. W. half	21	4 100	10 0	50 0 0	35 0 0	15 0 0
1856	Dec'y	27 Devas Hogan	do front half	2	3 100	12 6	62 10 0	18 15 0	43 15 0
1855										
1874	Jan'y	27 Henry McBride	do N. W. half	17	3 100	10 0	50 0 0	30 0 0	20 0 0
1875	Benjamin Barton	do S. E. half	17	3 100	10 0	50 0 0	25 0 0	25 0 0
1879	James Liddle	do front half	17	5 100	10 0	50 0 0	10 0 0	40 0 0
1880	James Walsh	do rear half	26	12 100	10 0	50 0 0	15 0 0	35 0 0
1888	Feb'y	3 Richard Hodgson	do rear half	21	6 100	10 0	50 0 0	5 0 0	45 0 0
1890	James Roe	do front half	2	1 100	8 6	42 10 0	42 10 0	0 0 0
2222	Oct'y	12 James Buckley	do west half	21	10 100	10 0	50 0 0	20 0 0	50 0 0
1856										
2618	Oct'y	4 Daniel Maher	do front half	21	8 100	10 0	50 0 0	5 0 0	45 0 0
1837										
2828	Jan'y	17 John McEwen	do north half	26	6 100	10 0	50 0 0	5 0 0	45 0 0
2829	William Maxwell	do south half	26	6 100	10 0	50 0 0	5 0 0	45 0 0
2908	Feb'y	4 John Kennedy	do	10	8 200	10 0	100 0 0	50 0 0	50 0 0
1850										
307	August	25 Thomas Jackson	Lanark S. W. half	2	11 100	13 9	68 15 0	34 7 6	34 7 6
322	Sept'r	10 Armonr Graham	do	2	5 200	10 0	100 0 0	100 0 0	0 0 0

Amount of paid up.	Amount of Prin- cipal remaining unpaid, 30th June, 1884.
s. d.	£ s. d.
0 0	35 0 0
10 0	73 10 0
0 0	21 0 0
0 0	60 0 0
0 0	90 0 0
0 0	40 0 0
0 0	0 0 0
0 0	45 0 0
0 0	45 0 0
10 0	77 10 0
0 0	90 0 0
0 0	80 0 0
0 0	32 0 0
0 0	90 0 0
0 0	0 0 0
0 0	0 0 0
0 0	25 0 0
0 0	0 0 0
10 0	0 0 0
2 6	16 12 6
10 0	21 0 0
0 0	0 0 0
10 0	70 0 0
0 0	20 0 0
10 0	50 0 0
15 0	26 10 0
0 0	35 0 0
0 0	5 0 0
10 0	22 16 0
0 0	20 0 0
0 0	45 0 0
0 0	42 0 0
10 0	0 0 0
0 0	0 0 0
5 0	0 0 0
0 0	45 0 0
0 0	30 0 0
0 1	8 1 2
10 0	87 10 0
0 0	30 0 0
0 0	15 0 0
15 0	43 15 0
0 0	20 0 0
0 0	25 0 0
0 0	40 0 0
0 0	35 0 0
0 0	45 0 0
10 0	0 0 0
0 0	30 0 0
0 0	45 0 0
0 0	45 0 0
0 0	45 0 0
0 0	50 0 0
7 6	34 7 6
0 0	0 0 0

22

BATHURST DISTRICT—CONTINUED.

No. of Sub.	Date of Sub.	Name of the Purchaser.	Township	Lot	Cont.	Acres	Price per Acre	Total Amount of S. 6.	Amount of Principal paid	Amount of Principal remaining unpaid, 30th June, 1911	
1830											
323	Sept'r	10 Thomas Tatton	Lanark	10		S. d.	£	s. d.	£	s. d.	
340	Oct'r	20 John Mitchell	do	17	4	200	7	6	75	0	0
341	John Miller	do	21	2	200	6	3	62	10	0
342	John Gillies	do	9	3	200	5	6	55	0	0
344	25 Andrew Robertson	do	21	3	100	7	6	37	10	0
945	James Dow	do	26	8	200	6	6	63	0	0
1831											
487	Feb'y	26 Archibald Campbell	do	9	7	100	7	0	35	0
488	28 Gilbert Forgie	do	9	7	100	3	0	15	0
578	Nov'r	12 John Moulton	do	10	10	100	15	0	75	0
579	Thomas Moulton	do	10	10	100	15	0	75	0
1832											
627	Jan'y	20 John Halfpenny	do	9	11	200	7	6	75	0
755	May	19 John Henderson	do	10	2	100	5	0	25	0
904	Nov'r	19 James Hamt	do	21	4	200	4	0	40	0
1833											
1095	April	2 John Foley	do	26	10	100	12	0	60	0
1096	James Foley	do	26	10	100	12	0	60	0
1834											
1501	Feb'y	5 Noble Graham	do	1	5	200	5	0	50	0
1505	Thomas Codd	do	5	12	165	5	0	41	5
1835											
1962	April	6 Andrew Stephenson	do	2	11	100	13	9	68	15
1836											
2671	Oct'r	19 Thomas Tennant	do	10	12	82½	11	3	46	8
1839											
3829	July	24 James Tierney	do	17	11	130	9	0	58	10
1840											
3926	April	27 Andrew Graham	do	5	8	100	7	6	37	10
1841											
408	March	4 Alex. McDonell	MaeNab	17	B	126	4	0	25	4
1842											
663	Feb'y	10 Michael Roddy	do	21	A	192	1	0	38	8
1846											
2727	Nov'r	11 Ja's Heatrick, junr.	do	5	4	100	10	0	50	0
1847											
3384	Oct'r	19 John McIntyre	do	10	8	100	10	0	50	0
1842											
618	Jan'y	12 Hamilton Pinhey	March	N. E. half	26	2	100	4	0	20	0
1843											
995	Jan'y	30 John Graham	do	5	2	100	10	0	50	0
1844											
1536	Feb'y	27 Patrick Quin	do	21	2	100	10	0	50	0
1538	Anthony Somerville	do	12	1	200	10	0	100	0
1582	April	8 James McLaughlin	do	17	1	100	10	0	50	0
1845											
1927	Feb'y	28 John McAntry	do	18	2	100	10	0	50	0
2616	Oct'r	4 Donald McLaughlin	do	24	1	200	10	0	100	0
2617	Donald McLaughlin	do	26	1	200	10	0	100	0
1847											
2833	Jan'y	20 George Morgan	do	9	3	200	10	0	100	0
3254	August	14 Francis Delesers	do	24	2	100	10	0	50	0
3296	Richard Armitager	do	10	2	100	10	0	50	0
1833											
1154	May	31 George Lyon	Nepean	8	6	200	10	0	100	0
1834											
1549	March	3 Francis Abbot	do	2	6	100	7	6	37	10
1749	Sept'r	20 Thomas Stanley	do	2	6	200	5	0	50	0
1835											
1876	Jan'y	27 M. Handraham	do	3	3	100	10	0	50	0
1925	Feb'y	28 John Colbert	do	2	2	100	10	0	50	0
2277	Nov'r	27 Alexander Kench	do	2	2	0	100	12	0	
2278	Edward Foley	do	2	2	0	100	12	0	
1836											
2320	Feb'y	2 John LeBreton	do	22	2	0	100	12	6	
2329	John McNaughton	do	18	5	100	15	0	75	0
2443	22 Charles McKenny	do	18	5	100	15	0	75	0
1837											
2905	Feb'y	4 Robert Park	do	22	6	R. ft.	50	10	0	
2906	John Tierney	do	26	6	R. ft.	50	10	0	
2907	Cornelius Spain	do	14	2	R. ft.	200	10	0	
2914	6 James Waters	do	17	4	100	10	0	50	0
2915	William Bunnet	do	18	3	R. ft.	100	10	0	
E											

BATHURST DISTRICT—CONTINUED.

No. of Acres	Date	Name of the Purchaser	Township	Lot	Con.	Acres	Price per Acre	Total amount of \$ & c.	Amount of Precedent Paid	Amount of Pre- cedent remaining up to 31st June, 1911
							£ s. d.	£ s. d.	£ s. d.	£ s. d.
	1830									
2916	Feb'y	6 Dennis Tierney...	Nepson	28	6 R. B.	200 10 0	100 0 0	100 0 0	0 0 0
	1839									
3709	Feb'y	27 John Robertson...	do	8	2 O. B.	200 10 0	100 0 0	100 0 0	0 0 0
3779	May	29 George Lyons...	do	33	1 O. B.	200 20 0	200 0 0	200 0 0	0 0 0
3877	Dec'r	18 John Nesbit...	do N. E. half	29	1	100 10 0	50 0 0	15 0 0	35 0 0
	1830									
286	July	16 Robert Walker...	Pakenham	3		200 9 0	90 0 0	90 0 0	0 0 0
347	Oct'r	29 John Riddle...	do	17	11	200 12 6	125 0 0	62 10 0	62 10 0
	1838									
3550	April	18 Morel's St. Ledger...	do	9	11	200 5 0	50 0 0	20 0 0	30 0 0
3583	June	11 Charles Morrison...	do N. E. half	5	10	100 10 0	50 0 0	5 0 0	15 0 0
3585	15 John Tammons...	do S. W. half	5	10	100 11 0	55 0 0	10 10 0	38 10 0
	1839									
3722	March	7 James Dickson...	do N. E. half	5	6	100 10 0	50 0 0	5 0 0	15 0 0
	1836									
2691	Oct'r	28 James McKay...	Pembroke F. A. L.	32	2	105 10 0	52 10 0	5 5 0	17 5 0
2692	Donald McNeil...	do F. A. L.	25	2	42 10 0	21 0 0	2 2 0	18 8 0
	1830									
310	August	27 James Rae...	Ramsey N. W. half	26	8	100 11 6	57 10 0	10 5 0	17 5 0
311	Joseph Dolerty...	do south half	2	9	100 10 0	50 0 0	50 0 0	0 0 0
315	Sept'r	7 John Teshach...	do S. E. half	26	8	100 11 6	57 10 0	57 10 0	0 9 0
319	P. Naismith... James Stewart...	do E. half W. half	21	6	100 10 6	52 10 0	26 5 0	26 5 0
328	David Suddell...	do	24	7	200 11 3	112 10 0	112 10 0	0 0 0
336	Oct'r	26 William Moore...	do	21	8	200 11 3	112 10 0	112 10 0	0 0 0
349	John Dondhue...	do	10	8	200 10 6	105 0 0	94 10 0	10 10 0
	1831									
395	Jan'y	12 James Smith...	do	21	2	200 7 6	75 0 0	67 10 0	7 10 0
437	Feb'y	18 William Dougherty...	do north half	2	9	100 10 0	50 0 0	10 0 0	40 0 0
494	March	2 William Bowland...	do	17	1	170 10 0	85 0 0	85 0 0	0 0 0
528	Apr'l	20 Robert Teskey...	do S. W. half	2	11	100 10 6	52 10 0	52 10 0	0 0 0
	1822									
892	Nov'r	15 Donald McLean...	do R. or N. J.	2	5	100 8 3	41 5 0	11 5 0	0 0 0
908	Gerard T. Nagle...	do	26	10	200 5 0	50 0 0	15 0 0	35 0 0
944	Dec'r	26 George Casemore...	do south half	17	7	100 10 0	50 0 0	5 0 0	45 0 0
	1834									
1584	April	9 John McQueen...	do east half	26	6	100 10 0	50 0 0	40 0 0	10 0 0
1783	Oct'r	7 Stephen Young...	do S.W. half	21	9	100 8 6	42 10 0	17 0 0	25 10 0
	1836									
2541	August	25 James Wylie...	do	17	9	200 10 0	100 0 0	50 0 0	50 0 0
	1838									
3538	April	4 Alexander Tarant...	do N. E. half	2	11	100 13 0	65 0 0	19 10 0	45 10 0
3646	Oct'r	9 William Colvin...	do	5	8	200 10 6	105 0 0	10 10 0	94 10 0
	1839									
3847	August	28 Robert Duncan, jun.	do	10	10	175 10 0	87 10 0	40 0 0	47 10 0
	1840									
3912	Feb'y	25 Andrew Bigham...	do	21	4	200 3 9	37 10 0	11 5 0	26 5 0
	1836									
4597	Sept'r	28 Owen Kelloran...	Ross	32	9	108 10 0	54 0 0	5 8 0	48 12 0
	1837									
2830	Jan'y	17 Spencer Allan...	do	A	3	28 10 0	14 0 0	1 8 0	12 12 0
	1830									
373	Nov'r	17 Hugh McConochie...	Sherbrooke (N.)	10	2	200 5 0	50 0 0	15 0 0	35 0 0
	1831									
500	March	5 John McDoogall...	do	9	1	200 5 0	50 0 0	10 0 0	40 0 0
	1834									
1537	Feb'y	27 Patrick Dowlan...	Tarbolton	27	1	100 10 0	50 0 0	5 0 0	45 0 0
1924	Thomas Acres...	do	17	1	200 10 0	100 0 0	10 0 0	90 0 0
1926	William Slack...	do east half	5	6	100 10 0	50 0 0	5 0 0	45 0 0
	1836									
2596	Sept'r	28 Anthony Malony...	Westmeath	4	F. C.	109 10 0	54 10 0	5 9 0	49 1 0
2652	Oct'r	18 John Pauparre...	do	11	E. B.	119 10 0	59 10 0	5 19 0	53 11 0
	1838									
3502	Jan'y	22 Julian L. Eveille...	do		E. B. C.	89 10 0	44 10 0	9 0 0	40 1 0

Amount of Dis- count of Paid	Amount of Dis- count remaining on and from Jan. 1917
d.	£ s. d.
0	0 0 0
0	0 0 0
0	0 0 0
0	0 0 0
0	35 0 0
0	0 0 0
0	62 10 0
0	0 0 0
0	30 0 0
0	45 0 0
0	38 10 0
0	15 0 0
0	17 5 0
0	18 8 0
0	17 5 0
0	0 0 0
0	0 0 0
0	26 5 0
0	26 5 0
0	0 0 0
0	0 0 0
0	10 10 0
0	7 10 0
0	30 0 0
0	0 0 0
0	0 0 0
0	0 0 0
0	0 0 0
0	35 0 0
0	45 0 0
0	10 0 0
0	25 10 0
0	50 0 0
0	45 10 0
0	94 10 0
0	47 10 0
0	26 5 0
0	18 12 0
0	12 12 0
0	35 0 0
0	30 0 0
0	45 0 0
0	90 0 0
0	45 0 0
0	49 1 0
0	53 11 0
0	40 1 0

SUMMARY.

Acct.	Total amount of Sale.			Amount of Principal Paid.			Amount of Principal remaining unpaid 30th June, 1843.		
	£	s.	d.	£	s.	d.	£	s.	d.
1—Birchurst	3450	1902	10 0	1097	7 6	805	2 6		
2—Beckwith	4516	2081	3 0	1127	19 6	651	3 6		
3—Dallousie	1200	296	5 0	204	2 6	92	2 6		
4—Darling	100	100	0 0	0	0 0	40	0 0		
5—Drummond	3340	2070	0 6	1488	15 4	584	5 2		
6—Fitzroy	2800	1322	10 0	479	10 0	843	0 0		
7—Gaulburn	2610	1481	15 0	698	2 6	483	12 6		
8—Hayton	231	125	1 6	39	10 4	95	11 2		
9—Hautley	1500	755	0 0	286	5 0	468	15 0		
10—Lamark	32773	1284	3 13	883	5 8	397	17 53		
11—McNab	518	463	12 0	51	9 11	109	2 1		
12—March	1500	720	0 0	250	0 0	470	0 0		
13—Nepaul	2500	1382	10 0	778	0 0	601	10 0		
14—Pakenham	900	420	0 0	199	0 0	221	0 0		
15—Pembroke	147	73	10 0	7	7 0	66	3 0		
16—Ramsay	5115	1491	5 0	984	5 0	507	0 0		
17—Ross	136	68	0 0	6	16 0	61	4 0		
18—Sherbrooke (North)	400	100	0 0	25	0 0	75	0 0		
19—Torbalton	400	200	0 0	20	0 0	180	0 0		
20—Westmeath	317	158	10 0	15	17 0	142	13 0		
Total	313173	15902	15 11	9005	13 3	6897	1 103		

VICTORIA DISTRICT.

No. of Sale.	Date of Sale.	Name of the Purchaser.	Township.	Lot.	Con.	A. res.	Price per Acre.	Total amount of Sale.			Amount of Principal paid.			Amount of Principal remaining unpaid, 30th June, 1843.			
								£	s.	d.	£	s.	d.	£	s.	d.	
1830																	
1999	May	30 Archibald Cotton	Hungerford	9	7	200	10 0	100	0 0	40	0 0	60	0 0				
2060	July	23 John Prentiss	do	east half	3	4	100	10 0	50	0 0	5	0 0	45	0 0			
2061	George Stokes	do	west half	3	4	100	10 0	50	0 0	20	0 0	30	0 0			
2068	William Carney	do	4	1	200	10 0	100	0 0	10	0 0	90	0 0			
2241	Oct'r	1 Edward McGune	do	13	6	200	10 0	100	0 0	10	0 0	90	0 0			
2282	Nov'r	30 Thomas Wilson	do	east half	5	10	100	10 0	50	0 0	5	0 0	45	0 0			
1836																	
2475	July	30 F. D. Mahoney	do	east half	17	8	100	7 6	37	10 0	345	0	33	15 0			
2474	Thomas Mahoney	do	west half	17	8	100	7 6	37	10 0	7	10 0	30	0 0			
2586	Sept'r	28 Samuel S. Ellis	do	11	5	200	7 6	75	0 0	7	10 0	67	10 0			
2587	Adam Wilson	do	north half	16	7	100	7 6	37	10 0	7	10 0	30	0 0			
1837																	
3458	Nov'r	14 Alp's B. Woodward	do	east half	2	11	200	7 7	75	16 8	7	11 8	68	5 0			
1839																	
3804	June	21 Allan McPherson	do	35	1	180	7 7	65	5 0	6	16 6	61	8 6			
1833																	
1084	March	25 William Tompson	Huntingdon	north half	3	2	100	13 0	65	0 0	65	0 0	0	0 0			
1214	July	24 Isaac N. Reid	do	south half	3	2	100	13 0	65	0 0	6	10 0	58	10 0			
1394	Dec'r	5 John McCoy	do	west half	5	4	100	10 0	50	0 0	5	0 0	45	0 0			
1834																	
1641	June	27 Samuel Baker, jun.	do	15	4	200	10 0	100	0 0	40	0 0	60	0 0			
1835																	
2034	July	2 William Downy	do	north half	2	3	100	15 0	75	0 0	75	0 0	0	0 0			
2058	John Irvine	do	west half	9	3	100	10 0	52	10 0	5	5 0	47	5 0			
2063	Daniel Brown	do	5	8	200	10 0	100	0 0	30	0 0	70	0 0			
2066	John McConnell	do	south half	2	3	100	10 0	50	0 0	5	0 0	45	0 0			
2067	William Morton	do	north half	11	1	100	12 6	62	10 0	12	10 0	50	0 0			
2069	Robert VanDusen	do	south half	11	1	100	12 6	62	10 0	12	10 0	50	0 0			
2070	Robert Rutledge	do	east half	9	3	100	10 6	52	10 0	5	5 0	47	5 0			
2073	Donald McKenzie	do	10	14	200	10 0	100	0 0	20	0 0	80	0 0			
2182	Sept'r	21 Robert Wilson	do	front half	4	1	100	12 0	60	0 0	18	0 0	42	0 0			
2269	Nov'r	19 Thomas Graham	do	20	4	100	10 0	50	0 0	10	0 0	40	0 0			
2283	Dec'r	1 John Justice	do	east half	5	4	100	10 0	50	0 0	10	0 0	40	0 0			
1836																	
2381	June	3 John Anderson	do	19	1	200	12 6	125	0 0	37	10 0	87	10 0			
2789	Dec'r	14 John Maynes	do	north half	17	6	100	10 0	50	0 0	5	0 0	45	0 0			
1837																	
3178	July	25 Joseph Burrows	do	10	10	200	10 0	100	0 0	10	0 0	90	0 0			
3287	August	21 Patrick Sears	do	south half	17	6	100	10 0	50	0 0	5	0 0	45	0 0			

Amount of Principal
remaining unpaid
30th June, 1911.

	£	s.	d.
1	805	2	6
5	654	3	6
9	92	2	6
0	40	0	0
4	581	5	2
0	814	0	0
6	481	12	6
1	95	11	2
0	468	15	0
8	397	17	5 ³ / ₄
0	109	2	4
0	470	0	0
0	604	10	0
0	221	0	0
0	66	3	0
0	507	0	0
0	61	4	0
0	75	0	0
0	180	0	0
0	142	13	0
<hr/>			
6897	1	10 ³ / ₄	

Amount of Prin
cipal remaining
unpaid, 30th
June, 1911

	£	s.	d.
0	60	0	0
0	45	0	0
0	30	0	0
0	90	0	0
0	90	0	0
0	45	0	0
0	33	15	0
0	30	0	0
0	67	10	0
0	30	0	0
8	68	5	0
6	61	8	6
0	0	0	0
0	58	10	0
0	45	0	0
0	60	0	0
0	0	0	0
0	47	5	0
0	70	0	0
0	45	0	0
0	50	0	0
0	50	0	0
0	47	5	0
0	80	0	0
0	42	0	0
0	30	0	0
0	30	0	0
0	87	10	0
0	45	0	0
0	90	0	0
0	45	0	0

Amount of Pen-
sion in cents
for year ending
June, 1911.

140 0 0
91 10 0
67 10 0
67 10 0
52 10 0
67 10 0
80 0 0
45 0 0
80 0 0
90 0 0
90 0 0
40 0 0
40 0 0
42 15 0
45 0 0
45 0 0
25 0 0
22 10 0
17 10 0
38 10 0
55 0 0
0 0 0
45 0 0
67 10 0
32 8 0
27 0 0
22 10 0
22 10 0
22 10 0
22 10 0
40 0 0
40 0 0
80 0 0
90 0 0
45 0 0
45 0 0
45 0 0
50 0 0
70 0 0
90 0 0
40 0 0
45 0 0
90 0 0
45 0 0
105 0 0
45 0 0
45 0 0
80 0 0
45 0 0
40 6 8
35 5 10
70 19 0
35 0 0
50 0 0
63 0 0
0 0 0
22 10 0
67 10 0
52 10 0

VICTORIA DISTRICT—CONTINUED.

No. of Sale	Date of Sale	Name of the Purchaser	Township	Lot	Cov.	Acres	Price per Acre	Total amount of Sale.			Amount of Principal paid.			Amount of Principal remaining unpaid, 30th June, 1841.
								£	s.	d.	£	s.	d.	
1834														
1564	March 1835	Wm. Robertson	Sidney	4	6	200	20	0	200	0	0	200	0	0
2025	June 1835	John Reynolds	do	west half 31	7	100	16	0	80	0	0	48	0	0
2279	Nov'r 1836	Russell Prentiss	do	east half 31	7	100	16	0	80	0	0	8	0	0
2780	Dec'r 1836	James Morrison	do	north half 9	7	100	15	0	75	0	0	7	10	0
2781	H. G. Vanburen	do	north half 18	9	100	15	0	75	0	0	7	10	0
2929	Feb'y 1837	George Fairman	do 27	7	200	15	0	150	0	0	15	0	0
3078	May 1837	Nouli Harris	do	part of 7, reserving 50 acres on the river ft. 11	6	150	16	3	121	17	6	12	3	9
3491	Dec'r 1839	J. S. Cartwright	do 11	8	200	15	1	150	16	8	15	1	8
3778	May 1831	John Bird	do 29	7	200	13	0	130	0	0	13	0	0
527	April 1832	Daniel Palmer	Thulow	north half 29	4	100	17	6	87	10	0	8	15	0
740	April 1832	Adam Easton	do 30	5	200	10	0	100	0	0	100	0	0
741	Cyrus Parks	do	north half 27	6	100	13	0	65	0	0	13	0	0
742	Thomas Potts	do 25	8	200	13	0	130	0	0	91	0	0
935	Dec'r 1836	James Hall	do 29	7	200	10	0	100	0	0	50	0	0
936	John Bronk	do	south half 27	6	100	13	0	65	0	0	19	10	0
2426	July 1836	William McDavid	do	south half 11	8	100	15	0	75	0	0	7	10	0
2427	John Huston	do	north half 11	8	100	15	0	75	0	0	7	10	0
2428	John Campbell	do 31	9	117	15	0	87	15	0	8	15	6
2499	August 1836	Robert D. Liddell	do	south half 21	3	100	18	0	90	0	0	18	0	0
2589	Sep'r 1836	Joseph Ash	do	west half 6	7	100	15	0	75	0	0	7	10	0
2390	Samuel Abbott	do	north half 21	6	100	15	0	75	0	0	7	10	0
2782	Dec'r 1830	Star Sargent	do	north half 10	6	100	15	0	75	0	0	7	10	0
2783	Frederic Fauning	do	east half 6	7	100	15	0	75	0	0	7	10	0
3939	May 1830	Samuel T. Hindson	do 24	9	120	9	0	54	0	0	5	8	0
3951	June 1830	Oliver Dmgman	do	S. or ft. half 24	5	100	12	6	62	10	0	62	10	0
3960	Apollus Jones	do	east half 27	4	100	15	0	75	0	0	15	0	0
3999	August 1830	Geo. Brintnell and Tronon Brintnell	do	rear half 14	5	100	15	0	75	0	0	7	10	0
4003	Anthony Burgess	do	front half 14	5	100	15	0	75	0	0	7	10	0
4038	Oct'r 1830	S. S. & P. Alconbrack	do	west half 9	9	65	15	0	48	15	0	4	17	6
381	Nov'r 1831	Stephen V. Beddell	Tyendinaga 2	N. R. 3	100	12	6	62	10	0	37	10	0
382	James Haight	do 3	4	120	12	6	75	0	0	45	0	0
383	Nicholas Lazier	do 9	N. R. 1	100	15	0	75	0	0	75	0	0
516	March 1832	H. J. Wells	do 2	1	200	16	0	160	0	0	64	0	0
517	J. C. Graham	do 2	S. R. 3	100	13	9	68	15	0	20	12	6
518	Simon Van Meer	do 9	S. R. 3	100	14	0	70	0	0	70	0	0
643	Jan'y 1834	James O. Sullivan	do 27	4	120	12	6	75	0	0	7	10	0
1496	Jan'y 1836	John Sweeney	do 27	S. road	100	14	0	70	0	0	28	0	0
1589	April 1836	Thomas D. Appleby	do 9	S. R'd 1	100	15	0	75	0	0	15	0	0
2335	Feb'y 1837	Robert Portt	do 17	S. of R.	100	12	6	62	10	9	50	0	0
2759	Nov'r 1837	Michael Nowlan	do 34	4	120	15	0	90	0	0	9	0	0
3288	August 1840	John Shannessy	do	east part 16	3	120	15	0	90	0	0	9	0	0
3289	Thomas Tracey	do	west part 16	3	80	15	0	60	0	0	18	0	0
4008	August 1840	Benjamin Simpkins	do	north half 10	2	100	15	0	75	0	0	7	10	0

of
hand.

Amount of Prin-
cipal remaining
 unpaid, 30th
 June, 1941.

d.	£	s.	d.
0	0	0	0
0	32	0	0
0	72	0	0
0	67	10	0
0	67	10	0
0	135	0	0
9	109	13	9
8	135	15	0
0	117	0	0
0	78	15	0
0	0	0	0
0	52	0	0
0	39	0	0
0	50	0	0
0	45	10	0
0	67	10	0
0	67	10	0
0	78	19	6
0	72	0	0
0	67	10	0
0	67	10	0
0	67	10	0
0	67	10	0
0	48	12	0
0	0	0	0
0	60	0	0
0	6	10	0
0	67	10	0
6	43	17	6
0	25	0	0
0	30	0	0
0	0	0	0
0	96	0	0
0	48	2	6
0	0	0	0
0	67	10	0
0	42	0	0
0	60	0	0
0	13	10	0
0	81	0	0
0	81	0	0
0	42	0	0
0	67	10	0

SUMMARY.

	Acres	Total Amount of Sale	Amount of Principal Paid	Amount of Principal remaining unpaid, 30th June, 1841
1—Hungerford	1740	£ 781 11 8	£ 130 13 2	£ 650 18 6
2—Huntingden	2800	1625 0 0	443 0 0	1177 0 0
3—Madoc	3390	1227 10 0	216 5 0	1011 5 0
4—Mamura	1220	391 0 0	129 2 0	261 18 0
5—Rawdon	3700	1650 16 8	369 5 2	1281 11 6
6—Sidney	2150	1612 14 2	373 15 5	1036 18 9
7—Thunlow	2302	1565 10 0	456 16 0	1108 14 0
8—Tyendinaga	1560	1703 15 0	456 2 6	652 12 6
Total	18302	9962 17 6	2781 19 3	7180 18 3

MIDLAND DISTRICT.

No. of Sale	Date of Sale	Name of the Purchaser.	Township.	Lot	Con.	Acres	Price per Acre	Total Amount of Sale	Amount of Principal paid	Amount of Principal remaining unpaid, 30th June, 1841
1836										
2682	Oct'r	Benjamin Tett	Bedford	20	10	80	5 0	£ 20 0 0	£ 2 0 0	£ 18 0 0
2683	Dec'r	Benjamin Tett	do	20	11	80	5 0	20 0 0	2 0 0	18 0 0
2784	Dec'r	John Cutting	do	20	6	200	5 0	50 0 0	5 0 0	45 0 0
2786	E. J. Barker	do	25	9	190	5 0	47 10 0	9 10 0	38 0 0
2787	Felix Havens	do	25	7	200	5 3	52 10 0	5 5 0	47 5 0
1837										
2813	Jan'y	James Williamson	do	31	9	180	5 0	45 0 0	9 0 0	36 0 0
2814	James Williamson	do	27	10	40	5 0	10 0 0	2 0 0	8 0 0
1838										
3496	Jan'y	Benjamin Tett	do	12	14	200	5 0	50 0 0	5 0 0	45 0 0
5658	Oct'r	John Healy	do	20	8	100	5 1	25 8 4	2 10 0	22 7 6
3659	Martin Feeney	do	20	8	100	5 1	25 8 4	2 10 0	22 7 6
1839										
1471	Jan'y	Dennis Luers	Camden (East)	50	5	200	10 0	100 0 0	100 0 0	0 0 0
1571	March	Joseph Hartin, jun.	do	29	7	100	12 6	62 10 0	18 15 0	43 15 0
1572	Charles Swetzer	do	29	7	100	12 6	62 10 0	18 15 0	43 15 0
1835										
2082	August	Cornelius Clance	do	36	8	100	10 0	50 0 0	25 0 0	25 0 0
2083	Anson M. Day	do	36	8	100	10 0	50 0 0	10 0 0	40 0 0
2084	Michael Ther	do	20	8	200	10 0	160 0 0	40 0 0	70 0 0
2085	William Whelan	do	14	9	100	10 0	50 0 0	20 0 0	30 0 0
2086	William Stron	do	14	9	100	10 0	50 0 0	5 0 0	45 0 0
2087	Edwin Baxter	do	37	8	100	10 0	50 0 0	50 0 0	0 0 0
2088	Orrin Baxter	do	37	8	100	10 0	50 0 0	10 0 0	40 0 0
2089	Robert Dowling	do	16	9	200	10 0	100 0 0	0 0 0	80 0 0
2150	Robert Lowry	do	1	9	200	10 0	10 0 0	10 0 0	90 0 0
2151	John Clark	do	32	8	100	10 0	50 0 0	10 0 0	40 0 0
2179	Sept'r	Jason Huntley	do	43	2	100	10 0	50 0 0	10 0 0	40 0 0
2183	Frederick York	do	6	9	200	10 0	100 0 0	20 0 0	80 0 0
2184	Oliver Cronk	do	43	2	100	10 0	50 0 0	50 0 0	0 0 0
2202	Edward Hinec	do	9	5	200	10 0	100 0 0	40 0 0	60 0 0
2205	Henry Ciswell	do	32	8	100	10 0	50 0 0	5 0 0	45 0 0
2250	Nov'r	George England	do	28	8	200	10 0	100 0 0	20 0 0	80 0 0
2285	Dec'r	Thomas Moyle	do	4	9	100	10 0	50 0 0	5 0 0	45 0 0
2286	Patrick Sherry	do	4	9	100	10 0	50 0 0	15 0 0	35 0 0
2287	Era Estes	do	42	3	100	10 0	50 0 0	10 0 0	40 0 0
2288	Jacob Hillier	do	39	2	100	10 0	50 0 0	5 0 0	45 0 0
2289	William Wright	do	41	2	200	10 0	100 0 0	10 0 0	90 0 0
2290	John Estes	do	42	3	100	10 0	50 0 0	5 0 0	45 0 0
1836										
2356	March	James F. Hawley	do	25	6	200	11 0	110 0 0	66 0 0	44 0 0
2384	June	Gideon Garrison	do	42	4	200	12 6	125 0 0	50 0 0	75 0 0
2594	Sept'r	James Allaghan	do	10	9	100	10 0	50 0 0	5 0 0	45 0 0
2705	Nov'y	Lui Philips	do	5	6	100	10 0	50 0 0	50 0 0	0 0 0
2706	Joseph Walker	do	3	5	100	10 0	50 0 0	25 0 0	25 0 0
2770	Dec'r	John Johnston	do	4	5	100	10 0	50 0 0	5 0 0	45 0 0
2773	Donald Stewart	do	22	8	100	10 0	50 0 0	5 0 0	45 0 0
1837										
3167	July	Thomas Price	do	11	4	100	11 0	55 0 0	22 0 0	33 0 0
3174	J. hu N. Amey	do	48	6	100	10 0	50 0 0	5 0 0	45 0 0
3209	William Badcock	do	6	8	100	10 0	50 0 0	5 0 0	45 0 0

Amount of Principal remaining unpaid, 30th June, 1911.		
£	s.	d.
650	18	6
1177	0	0
1011	5	0
261	18	0
1231	11	6
1036	18	9
1108	14	0
652	12	6
<hr/>		
7489	18	3

Amount of Principal remaining unpaid, 30th June, 1911.		
£	s.	d.
0	18	0
0	18	0
0	45	0
0	38	0
0	47	5
<hr/>		
0	36	0
0	8	0
<hr/>		
0	45	0
0	22	17
0	22	17
<hr/>		
0	0	0
0	43	15
0	43	15
<hr/>		
0	75	0
0	40	0
0	70	0
0	30	0
0	45	0
0	0	0
0	40	0
0	80	0
0	90	0
0	40	0
0	40	0
0	80	0
0	20	0
0	60	0
0	45	0
0	80	0
0	45	0
0	35	0
0	40	0
0	45	0
0	90	0
0	45	0
<hr/>		
0	44	0
0	75	0
0	45	0
0	0	0
0	25	0
0	45	0
0	45	0
<hr/>		
0	33	0
0	53	0
0	45	0

MIDLAND DISTRICT—CONTINUED.

No. of Sale	Date of Sale	Name of the Purchaser	Township	Lot	Con.	Acres	Price per Acre	Total amount of Sale	Amount of Principal Paid	Amount of Pen- cious remaining as per 30th Jan., 1841
1837										
3300	August 31	George Ramsay	Camden (East)	south half	3	8	100 10 0	50 0 0	5 0 0	£ s. d.
3307	Oct'r 25	William Waters	do	south half	4	8	100 10 1	50 8 4	5 0 10	45 0 0
3434	Nov'r 4	Jerome Estes	do	north part	41	3	100 10 1	50 8 4	5 0 10	45 7 6
3441	9 C. W. Brown	do	south half	42	6	100 10 1	50 8 4	5 0 10	45 7 6
3459	14 Joseph Morgan	do	south half	7	8	100 10 1	50 8 4	5 0 10	35 2 10
1838										
3604	July 21	Nicholas Smith	do	north half	10	9	100 10 1	50 8 4	50 8 4	0 0 0
3605	Baptiste Wilson	do	south half	32	9	100 10 1	50 8 4	15 2 6	35 3 10
3606	William Wilson	do	26	8	200 10 1	100 16 8	30 5 0	70 11 8
3635	Sep'r 5	Henry Keach	do	east half	31	6	100 10 0	50 0 0	15 0 0	35 0 0
3636	James Milligan	do	west half	34	6	100 10 0	50 0 0	10 0 0	40 0 0
1839										
3795	June 14	Elijah Hoffman	do	north half	48	4	100 12 0	60 0 0	18 0 0	42 0 0
3825	July 20	William Clancy	do	16	3	200 10 0	100 0 0	20 0 0	80 0 0
3830	Thos's Leveck, senr	do	north half	22	4	100 7 6	37 10 0	7 10	30 0 0
3834	John Clancy	do	south half	22	4	100 8 9	43 15 0	8 10	35 0 0
3868	Nov'y 14	Eliz Peters	do	west half	43	3	100 10 0	50 0 0	20 0 0	30 0 0
1840										
3934	May 16	William Lake	do	east half	44	5	100 11 0	55 0 0	5 10 0	49 10 0
4070	Nov'r 21	John Peters	do	east half	43	3	100 10 0	50 0 0	45 0 0	5 0 0
1841										
505	March 12	John Jenkins	Ernest Town	33	5	200 15 0	150 0 0	150 0 0	0 0 0
519	15 Milton Fisk	do	39	7	200 13 0	130 0 0	130 0 0	0 0 0
1842										
649	Feb'y 1	Andrew Keller	do	south part	36	5	120 14 0	84 0 0	84 0 0	0 0 0
699	March 20	John Hicks	do	south half	32	5	100 14 0	70 0 0	70 0 0	0 0 0
700	William Jenkins	do	34	5	200 16 0	160 0 0	160 0 0	0 0 0
706	22 Nathaniel Hicks	do	north half	32	5	100 13 0	65 0 0	32 10 0	32 10 0
738	April 17	W. Madden, senr	do	east half	1	6	100 22 6	112 10 0	112 10 0	0 0 0
744	28 Stephen Warner	do	37	7	200 14 0	140 0 0	140 0 0	0 0 0
876	Nov'r 2	John Brown	do	34	7	200 14 0	140 0 0	140 0 0	0 0 0
877	Abraham Deyvitt	do	35	7	200 14 0	140 0 0	140 0 0	0 0 0
928	Dec'r 19	W. Madden, junr	do	west half	1	6	100 22 6	112 10 0	83 11 0	28 19 0
1843										
1083	March 23	William Alton	do	north part	36	5	80 16 0	64 0 0	64 0 0	0 0 0
1844										
1521	Feb'y 20	Barnabas Beach	do	west half	38	7	100 45 0	75 0 0	75 0 0	0 0 0
1845										
1934	March 26	Gilbert Hogeboom	do	31	7	200 15 0	150 0 0	150 0 0	0 0 0
1846										
2641	Oct'r 12	Joel Smith	do	north part	37	4	135 20 0	135 0 0	13 15 0	121 10 0
1848										
3646	July 30	Robert Lapun	do	S. half, and N. E. quar.	30	7	150 10 0	75 0 0	75 0 0	0 0 0
3673	Nov'r 30	John Storms	do	east half	38	7	100 17 6	87 10 0	87 10 0	0 0 0
3674	J. Hogeboom	do	north quar.	32	7	50 12 6	31 5 0	31 5 0	0 0 0
1849										
3851	Sep'r 13	C. Rainey	do	S. E. part	18	6	60 20 0	60 0 0	45 1 0	14 19 0
1840										
4033	Sep'r 28	John McDowell	do	south ?	32	7	150 15 0	112 10 0	112 10 0	0 0 0
4035	Abraham Amey	do	west half	33	7	100 20 0	100 0 0	100 0 0	0 0 0
1846										
2785	Dec'r 14	George Hill	Hinchinbrook	6	2	200 6 3	62 10 0	25 0 0	37 10 0
1847										
3274	August 19	William Cassidy	Howe Island	2		85 10 0	42 10 0	42 10 0	0 0 0
3350	Sep'r 23	Robert Sellars	do	17		135 11 6	78 1 2	7 16 2	70 5 0
3477	Nov'r 28	Edward J. Barker	do	25		36 11 0	19 16 0	1 19 7	17 16 5
1848										
3518	Feb'y 16	Thomas Kirkpatrick	do	16		167 10 0	83 10 0	25 1 0	58 9 0
1841										
428	Feb'y 10	Thomas Moon	Kingston	5	W.A.	200 11 0	110 0 0	110 0 0	0 0 0
523	March 30	Guy Leonard	do	3	W.A.	200 12 6	125 0 0	125 0 0	0 0 0
569	Oct'r 29	Abraham Cramer	do	west half	7	6	100 11 0	55 0 0	55 0 0	0 0 0
1842										
688	March 12	Joseph McGowen	do	east half	7	6	100 11 0	55 0 0	55 0 0	0 0 0
754	May 19	D. Rankin	do	27 and 28	5	400	25 0	500 0 0	500 0 0	0 0 0
758	25 Thomas Barker	do	east half	6	W.D.	100 11 0	55 0 0	55 0 0	0 0 0
882	Nov'r 3	James Noble	do	6	W.D.	200 12 6	125 0 0	125 0 0	0 0 0
928	Dec'r 12	T. Cummings	do	west half	6	W.A.	100 11 0	55 0 0	33 0 0	22 0 0
1844										
1848	Dec'r 15	Patrick Fowler	do	30	5	200 20 0	200 0 0	140 0 0	60 0 0
1847										
2097	March 21	L. VanLuyen	do	north half	5	7	100 12 6	62 10 0	31 5 0	31 5 0

of	Amount of Prin-
and	cipal remaining
	to be paid
	June 1st
d.	£ s. d.
0	45 0 0
0	45 7 6
0	45 7 6
6	35 5 10
0	45 7 6
4	0 0 0
6	35 5 10
0	70 11 8
0	35 0 0
0	40 0 0
0	52 0 0
0	80 0 0
0	30 0 0
0	35 0 0
0	30 0 0
0	49 10 0
0	5 0 0
0	0 0 0
0	0 0 0
0	0 0 0
0	0 0 0
0	0 0 0
0	32 10 0
0	0 0 0
0	0 0 0
0	0 0 0
0	0 0 0
0	0 0 0
0	28 19 0
0	0 0 0
0	0 0 0
0	0 0 0
0	121 10 0
0	0 0 0
0	0 0 0
0	0 0 0
0	14 19 0
0	0 0 0
0	0 0 0
0	37 10 0
0	0 0 0
0	70 5 0
0	17 16 5
0	58 9 3
0	0 0 0
0	0 0 0
0	0 0 0
0	0 0 0
0	0 0 0
0	0 0 0
0	0 0 0
0	22 0 0
0	60 0 0
0	31 5 0

MIDLAND DISTRICT—CONTINUED.

No. of Sale	Date of Sale	Name of the Purchaser	Township	Lot	Con.	Acres	Price per Acre	Total Amount of Sale	Amount of Principal paid	Amount of Principal remaining beyond 30th June, 1911	
	1838										
3611	July 28	William Koin	Kingston	west half	S. W. A. 6	100 16	0	£ 80 0 0	£ 48 6 0	£ 32 0 0	
	1840										
3949	June 15	D. C. Smith	do	south half	6 W. D. 5	100 16	0	80 0 0	80 0 0	0 0 0	
3982	July 23	A. Manahan	do	south half	15 W. A. 7	200 10	0	100 0 0	100 0 0	0 0 0	
3983	24				4 W. D. 4	200 12	6	125 0 0	125 0 0	0 0 0	
3984					2 W. D. 4	100 10	0	50 0 0	50 0 0	0 0 0	
4032	Sept'r 25	A. Milne	do	29	5	200 20	0	200 0 0	200 0 0	0 0 0	
	1833										
1046	March 2	John Strange	Loughborough	south part	4	5	102 20	0	102 0 0	102 0 0	0 0 0
	1835										
2124	August 18	Martin Keely	do		17	6	200 11	6	115 0 0	57 0 0	57 10 0
2125		Jane McLeod	do		26	3	100 10	0	30 0 0	10 3 0	40 0 0
2166	Sept'r 9	John Murphy	do		26	5	100 10	0	50 0 0	16 0 0	30 0 0
	1836										
2475	July 30	Charles Oliver	do		10	6	130 10	0	65 0 0	6 10 0	58 10 0
2714	Nov'r 7	May Lyons	do	broken	10	2	40 6	3	12 10 0	12 10 0	0 0 0
	1837										
3181	July 25	Henry Smith	do		16	3	90 15	0	67 10 0	67 10 0	0 0 0
3442	Nov'r 9	Henry Smith, jun.	do		17	4	30 10	0	15 0 0	15 0 0	0 0 0
3497	Dec'r 20	Charles Joiner	do	S. 70 ac. S. W. 4 1/3 S. 30 ac. E. 3 1/3	4	110 10	0	55 0 0	22 0 0	33 0 0	
	1838										
3613	July 28	James Wood	do		2	7	200 10	0	100 0 0	30 0 0	70 0 0
	1839										
3743	April 12	Abraham Boyce	do	N. 30 ac. S. W. 4 1/3 N. 60 ac. E. 4 1/3	4	90 10	0	45 0 0	45 0 0	0 0 0	
	1840										
3744		George Rutledge	do	west half	10	4	100 17	6	87 10 0	87 10 0	0 0 0
3855	Oct'r 8	Isaac Bond	do		22	4	200 10	0	100 0 0	100 0 0	0 0 0
	1840										
3910	Feb'y 20	Thomas Conklin	do	north half	17	2	100 17	6	87 10 0	87 10 0	0 0 0
	1835										
2165	Sept'r 9	Cornelius Ryder	Pittsburgh		20	5	200 10	0	160 0 0	10 0 0	90 0 0
2304	Dec'r 16	John Bruce	do	south half	8	7	100 10	0	50 0 0	10 0 0	40 0 0
2305		William McKinnon	do		36	5	200 10	0	100 0 0	10 0 0	90 0 0
	1836										
2482	August 4	Thomas Barrows	do		21	5	200 10	0	100 0 0	100 0 0	0 0 0
2514		John H. Hillbrook	do	north half	8	7	100 10	0	50 0 0	50 0 0	0 0 0
2518		John H. Hillbrook	do		15	4	200 10	0	100 0 0	10 0 0	90 0 0
2680	Oct'y 27	William Brown	do		30	4	200 10	0	100 0 0	10 0 0	90 0 0
2730	Nov'r 14	Arthur Develin	do	west half	22	4	100 10	0	50 0 0	5 0 0	45 0 0
2731		Andrew Ballentine	do		20	4	200 10	0	100 0 0	50 0 0	50 0 0
	1838										
3602	July 21	Arthur Develin	do	east half	22	4	100 10	1	50 8 4	5 0 10	45 7 6
	1840										
3971	July 9	Samuel Knapp, jun.	do		5	B. F. 10	17 12	6	10 12 6	10 12 6	0 0 0
	1830										
271	June 28	Abraham Day	Portland	east half	4	5	100 11	3	56 5 0	56 5 0	0 0 0
369	Nov'r 13	Abraham Buttomer	do	west half	4	5	100 11	3	56 5 0	39 7 6	16 17 6
	1832										
920	Dec'r 3	Peter Perry	do		20	8	200 7	6	75 0 0	30 0 0	45 0 0
	1835										
2126	August 18	Henry Comer	do		16	7	200 10	0	100 0 0	50 0 0	50 0 0
2127		John Hughes	do		13	6	66 10	0	33 0 0	9 18 0	23 2 0
2164	Sept'r 9	Peter Davy	do		4	7	200 10	0	100 0 0	20 0 0	80 0 0
2224	Oct'r 14	William Lunman	do		7	3	200 10	0	100 0 0	20 0 0	80 0 0
	1837										
3084	May 25	Matthias Clow	do	south half	3	8	100 10	0	50 0 0	50 0 0	0 0 0
3364	Sept'r 30	Henry Steel	do		13	4	66 10	0	33 0 0	13 4 0	19 16 0
	1840										
4034	Sept'r 28	Jacob Shurtleff	do		19	6	175 10	6	91 17 6	67 10 0	24 7 6
	1831										
585	Nov'r 24	Andrew P. Shorts	Richmond	west half	15	5	100 13	0	65 0 0	32 10 0	32 10 0
	1832										
609	Jan'y 11	John Baker	do	outh half	20	5	100 14	0	70 0 0	70 0 0	0 0 0
725	April 10	Daniel McGreer	do	east half	20	5	100 15	0	75 0 0	37 10 0	37 10 0
902	Nov'r 10	George Wagon	do	west half	3	4	100 16	0	80 0 0	48 0 0	32 0 0
	1834										
1425	Jan'y 9	Bernard Forster	do	west half	4	4	100 15	0	75 0 0	7 10 0	67 10 0
1426		William Lausing	do	east half	4	4	100 15	0	75 0 0	30 0 0	45 0 0
1626	June 16	William Wilkinson	do	west half	20	6	100 15	0	75 0 0	75 0 0	0 0 0
	1835										
2119	August 15	S. D. Shorts	do		7	8	200 10	0	100 0 0	40 0 0	60 0 0
2257	Nov'r 6	W. McKim, sen.	do	south half	21	5	100 15	0	75 0 0	75 0 0	0 0 0

Amount of Prin- cipal remaining repaid, with June, 1911	£	s.	d.
	32	0	0
	0	0	0
	0	0	0
	0	0	0
	0	0	0
	0	0	0
	0	0	0
	0	0	0
	0	0	0
	57	10	0
	40	0	0
	40	0	0
	0	0	0
	58	10	0
	0	0	0
	0	0	0
	0	0	0
	33	0	0
	0	0	0
	70	0	0
	0	0	0
	0	0	0
	0	0	0
	0	0	0
	0	0	0
	90	0	0
	40	0	0
	90	0	0
	0	0	0
	0	0	0
	90	0	0
	90	0	0
	45	0	0
	50	0	0
	45	7	6
	0	0	0
	0	0	0
	16	17	6
	45	0	0
	50	0	0
	23	2	0
	50	0	0
	80	0	0
	0	0	0
	19	16	0
	24	7	6
	32	10	0
	0	0	0
	37	10	0
	32	0	0
	67	10	0
	45	0	0
	0	0	0
	60	0	0
	0	0	0

MIDLAND DISTRICT—CONTINUED.

No. of Sales.	Date of Sale.	Name of the Purchaser.	Township.	Lot.	Con.	Acres.	Price per Acre.	Total amount of Sale.	Amount of Principal paid.	Amount of Principal remaining unpaid, 20th June, 1871.
1836										
2485	August	1 George Sixsmith	Richmond	east half	11	4	100 10 0	50 0 0	50 0 0	0 0 0
2486	Thomas Wilson	do	south half	9	4	100 10 0	50 0 0	50 0 0	45 0 0
2487	James Wilson	do	north half	9	4	100 10 0	50 0 0	10 0 0	40 0 0
2488	S. Sixsmith	do	west half	13	5	100 10 0	50 0 0	5 0 0	45 0 0
2489	Joseph Sixsmith	do	south half	11	5	100 10 0	50 0 0	5 0 0	45 0 0
2490	Isaac Spence	do	east half	17	5	100 10 0	50 0 0	5 0 0	45 0 0
2491	John McConnell	do	north half	9	8	100 10 0	50 0 0	15 0 0	35 0 0
2510	6 John Sixsmith	do	11	4	100 10 0	50 0 0	5 0 0	45 0 0
2545	Sept'r	1 W. Sixsmith	do	south half	9	5	100 10 0	50 0 0	5 0 0	45 0 0
2546	John Booth	do	west half	10	6	100 10 0	50 0 0	5 0 0	45 0 0
2547	Patrick Dolan	do	east half	13	5	100 10 0	50 0 0	15 0 0	35 0 0
2593	28 Mathew Sixsmith	do	north half	13	4	100 10 0	50 0 0	15 0 0	35 0 0
2771	Dec'r	10 Joseph Russell	do	west half	2	5	100 10 0	50 0 0	5 0 0	45 0 0
2772	Patrick Feuegan	do	5	7	200 10 0	100 0 0	10 0 0	90 0 0
1837										
3208	July	28 John McKellop	do	north half	18	5	100 10 0	50 0 0	5 0 0	45 0 0
3306	August	31 John Holcomb	do	south half	18	5	100 10 0	50 0 0	5 0 0	45 0 0
4044	Oct'r	9 John O'Lone	do	23	5	200 20 0	200 0 0	20 0 0	180 0 0
4053	14 Ezekiel Hudgins	do	10	4	200 11 6	115 0 0	11 10 0	103 10 0
1835										
2120	August	18 James Prout	Sheffield	east half	2	5	100 10 0	50 0 0	5 0 0	45 0 0
2121	G. Thornton	do	west half	2	5	100 10 0	50 0 0	5 0 0	45 0 0
2122	Andrew Loyal, jun.	do	8	5	85 10 0	42 10 0	4 5 0	38 5 0
2123	George Twigg	do	8	7	200 10 6	105 0 0	10 10 0	94 10 0
2152	31 Joseph Loyal	do	north half	6	4	100 10 0	50 0 0	5 0 0	45 0 0
2153	Jacob Stover	do	south half	2	3	100 1 0	55 0 0	5 0 0	49 10 0
2154	John Redd	do	north half	2	3	100 11 0	55 0 0	5 10 0	49 10 0
2155	S. Benedict	do	south half	6	4	100 10 0	50 0 0	5 0 0	45 0 0
2210	Oct'r	1 Hiram Vary	do	south half	6	2	100 10 0	50 0 0	10 0 0	40 0 0
1836										
2479	August	1 Abraham Woodcock	do	6	6	200 7 6	75 0 0	7 10 0	67 10 0
2707	Nov'r	4 George Pringle	do	west half	12	8	100 7 6	37 10 0	3 15 0	33 15 0
1837										
3175	July	24 S. Vanalstine	do	west half	12	4	100 7 6	37 10 0	3 15 0	33 15 0
1830										
313	Sept'r	4 Nicholas Mosier	Wolf Island	north half	3 S.B.L.6	100	15 0	75 0 0	75 0 0	0 0 0
1836										
2496	August	5 William Garrett	do	1 S.B.L.10	200	15 0	150 0 0	15 0 0	135 0 0
2515	6 Garrett Vanness	do	east half	7 S.B.L.8	100	15 0	75 0 0	30 0 0	45 0 0
2516	Edward Noble	do	3 S.B.L.8	200	15 0	150 0 0	30 0 0	120 0 0
2517	L. McIntyre	do	east half	1 N.B.L.4	100	15 0	75 0 0	22 10 0	52 10 0
2681	Oct'r	27 Alvah Bennett	do	west half	1 N.B.L.4	100	15 0	75 0 0	7 10 0	67 10 0
2684	Samuel Dewey	do	west half	7 S.B.L.8	100	15 0	75 0 0	7 10 0	67 10 0

SUMMARY.

	Acres.	Total amount of Sale.	Amount of Principal Paid.	Amount of Principal remaining unpaid 20th June, 1871.
1—Bedford	1370	345 16 8	44 16 8	301 0 0
2—Camden (East)	6400	3264 11 8	1021 5 10	2243 5 10
3—Ernest Town	2845	2194 5 0	1996 7 0	197 13 0
4—Hinchinbrook	200	62 10 0	25 0 0	37 10 0
5—Howe Island	423	223 17 2	77 6 9	146 10 5
6—Kingston	2600	1977 10 0	1832 5 0	145 5 0
7—Loughborough	1592	952 0 0	633 0 0	299 0 0
8—Pittsburgh	1617	811 0 10	270 13 4	540 7 6
9—Portland	1407	695 7 6	356 4 6	339 3 0
10—Richmond	3100	1855 0 0	612 0 0	1243 0 0
11—Sheffield	1385	657 10 0	70 15 0	586 15 0
12—Wolf Island	900	675 0 0	187 10 0	487 10 0
Total	23839	13714 8 10	7147 4 1	6567 4 9

Amount of Principal remaining unpaid, 30th June, 1911	£	s.	d.
	0	0	0
	45	0	0
	40	0	0
	45	0	0
	45	0	0
	45	0	0
	35	0	0
	45	0	0
	45	0	0
	45	0	0
	25	0	0
	45	0	0
	45	0	0
	90	0	0
	45	0	0
	45	0	0
	180	0	0
	103	10	0
	45	0	0
	45	0	0
	38	5	0
	94	10	0
	45	0	0
	49	10	0
	49	10	0
	45	0	0
	40	0	0
	67	10	0
	33	15	0
	33	15	0
	0	0	0
	135	0	0
	45	0	0
	120	0	0
	52	10	0
	67	10	0
	67	10	0

Amount of Principal remaining unpaid 30th June, 1911.

£	s.	d.
301	0	0
2243	5	10
197	18	0
37	10	0
146	10	5
145	5	0
299	0	0
540	7	6
339	3	0
1243	0	0
586	15	0
487	10	0
6567	4	9

PRINCE EDWARD DISTRICT.

No. of acre	Date of Sale	Name of the Purchaser	Township	Lot.	Con.	Acres	Price per Acre	Total Amount of Sale.	Amount of Principal paid	Amount of Prin- cipal remaining on 30th June, 1841.
							£ s. d.	£ s. d.	£ s. d.	£ s. d.
1831										
4-1	Feb'y	18 P. & G. Snider ...	Ameliasburgh...	east half	75	4	100 16 0	80 0 0	0 0 0	16 0 0
1832										
623	Jan'y	18 Daniel Gerou.....	do	65	2	148 20 0	148 0 0	148 0 0	0 0 0
1833										
9-6	Jan'y	5 W. T. Giles.....	do	80	2	200 17 6	175 0 0	52 10 0	122 10 0
1215	July	25 David Walt.....	do	101	4	200 17 6	175 0 0	52 10 0	122 10 0
1835										
1896	Feb'y	9 H. C. Wilkins.....	do	106	3	190 17 6	166 5 0	66 10 0	99 15 0
1836										
2308	April	18 David Gibson.....	do south half	72	2	100 15 0	5 0 0	22 10 0	52 10 0
1837										
2925	Feb'y	10 William Clarke.....	Hallowell.....	E.....		4	122 0 0	542 0 0	54 4 0	487 16 0
2955	March	1 Samuel Titus.....	do N. W. pt. 1 W. of W. lake.		2	130 20 6	130 0 0	65 0 0	65 0 0
1839										
3236	August	2 Archibald McPaul ..	do S. E. part 1 N. W. of W. lake.		2	70 22 0	77 0 0	15 8 0	61 12 0
1840										
717	March	1 John Benson.....	do N. 1/2 19 E. end of E. lake.		2	100 12 6	62 10 0	62 10 0	0 0 0
1840										
3985	July	28 Richard Hare.....	do W. 1/2 2 on lake. Ontario or 4 con. E. side of E. lake.		2	93 6 6	30 4 6	6 0 11	24 3 7
1833										
3990		J. G. Breakenridge	do E. 1/2 2 do do		2	93 6 6	30 4 6	30 4 6	0 0 0
4073	Nov'r	21 Elijah Bennett....	do E. 1/2 13 E. end of E. lake.		2	100 11 0	55 0 0	20 0 0	35 0 0
1833										
1195	July	13 Paul Clapp.....	Hallie..... 92		5	158 15 0	118 10 0	118 10 0	0 0 0
1410	Dec'r	30 Comt. Losee.....	do north half	33	3	100 17 6	87 10 0	35 0 0	52 10 0
1417		Olud Snapsom.....	do south half	33	3	100 17 6	87 10 0	43 15 0	43 15 0
1836										
2367	April	18 David Osterhout...	do south part	27	1	137 16 6	113 0 6	22 12 2	90 8 4
2480	August	1 E. D. S. Wilkins....	do 99		5	122 20 0	122 10 0	24 10 0	98 0 0
1838										
2741	Nov'r	18 T. Kirkpatrick....	do east half	27	3	100 20 0	100 0 0	100 0 0	0 0 0
1839										
3650	Sept'r	1 Joseph Pettengill...	do south half	11	2	100 17 0	85 0 0	17 17 4	67 2 8
1839										
3631		Arnold Dorland.....	do north half	11	2	100 17 0	85 0 0	17 17 4	67 2 8
1839										
3719	March	1 Stephen Niles.....	do east half	10	2	100 11 0	70 0 0	20 0 0	50 0 0
3759	April	27 George Arthur.....	do west half	102	5	80 17 9	71 0 0	1 6 0	49 14 0
3785	June	6 Joseph Pettengill...	do west half	10	2	100 14 0	70 0 0	1 0 0	49 0 0
1840										
3786		James Penn.....	do 5		1	200 20 0	200 0 0	20 0 0	180 0 0
1840										
3986	July	28 William Burr.....	do north half	76	5	100 14 0	70 0 0	16 0 0	54 0 0
4071	Nov'r	30 James Jones, sen....	do N. W. 1/4	18	2	50 22 6	56 0 0	5 12 6	50 12 6
1839										
4072		Cornelius Ainsworth	do east half	73	5	100 16 3	81 0 0	48 10 0	32 9 0
1839										
4819	July	16 George Snider....	Marysburgh.....	south half	19	2	100 10 0	5 0 0	20 0 0	30 0 0
1841										
563	Oct'r	17 Abraham Luzier....	Sephasburgh.....	part of block D			156 20 0	156 0 0	156 0 0	0 0 0
1835										
1952	March	23 Andrew Patterson ..	do S. W. half	51	2	100 20 0	100 0 0	100 0 0	0 0 0
1836										
2315	Jan'y	23 David Dorland....	do N. E. half	51	2	100 20 0	100 0 0	50 0 0	50 0 0
2332	Feb'y	13 John Thompson....	do south part	38	2	162 20 0	162 0 0	97 4 0	61 16 0
2364	April	7 John Black.....	do 57		2	200 16 6	165 0 0	82 10 0	82 10 0
1839										
3720	March	6 Cornelius Van Horn (in trust for Lois de BHD)	do N. W. part of block D, per plan S. G. O.			156 20 6	159 18 0	159 18 0	0 0 0
1839										
3765	May	3 John Pearsall.....	do 55		2	200 20 0	200 0 0	20 0 0	180 0 0
3839	August	19 M. Van Blaticum...	do 22 S. W. of Green point		2	155 13 0	100 15 0	100 15 0	0 0 0
1839										
3849	Sept'r	7 James Carpenter ..	do front part	38	2	38 20 0	38 0 0	19 0 0	19 0 0
1840										
3853		17 Reuben Borlingham	do east half	67	2	75 6 0	22 10 0	22 10 0	0 0 0
1840										
3950	June	15 Jonathan Clark....	do 65 W. of Green point.....		2	194 10 0	97 0 0	97 0 0	0 0 0
1840										
3987	July	28 Joseph Hicks.....	do 71		2	142 9 0	63 18 0	20 0 0	43 18 0
1840										
3988		D. B. Stevenson....	do 70		2	136 11 3	82 2 6	8 12 0	73 10 6
1840										
3989		Philip Clark.....	do west half	67	2	75 6 0	22 10 0	22 10 0	0 0 0

Amount of Prm paid to the amount of paid		June, 1841.	
s.	d.	£	s. d.
0	0	16	0 0
0	0	0	0 0
0	0	122	10 0
0	0	122	10 0
0	0	90	15 0
0	0	52	10 0
1	0	487	16 0
0	0	65	0 0
8	0	61	12 0
0	0	0	0 0
0	0	21	3 7
0	0	0	0 0
0	0	35	0 0
0	0	0	0 0
0	0	52	10 0
0	0	43	15 0
2	0	90	8 4
0	0	98	0 0
0	0	0	0 0
4	0	67	2 8
1	0	67	2 8
0	0	50	0 0
0	0	49	14 0
0	0	49	0 0
0	0	180	0 0
0	0	54	0 0
6	0	50	12 6
0	0	32	0 0
0	0	30	0 0
0	0	0	0 0
0	0	0	0 0
0	0	50	0 0
0	0	61	16 0
0	0	82	10 0
0	0	0	0 0
0	0	180	0 0
0	0	0	0 0
0	0	19	0 0
0	0	0	0 0
0	0	0	0 0
0	0	43	18 0
0	0	79	10 6
0	0	0	0 0

SUMMARY.

	Acres.	Net amount of Sale.			Amount of Principal Paid.			Amount of Principal remaining unpaid, 30th June, 1-11.		
		£	s.	d.	£	s.	d.	£	s.	d.
1—Annelburgh	938	819	5	0	306	0	0	413	5	0
2—Hallowell	1128	926	19	0	233	7	5	673	11	7
3—Hillier	1647 3/4	1417	10	6	532	16	4	884	14	2
4—Maysburgh	100	50	0	0	20	0	0	30	0	0
5—Sophiasburgh	1899	1469	13	6	955	19	0	513	14	6
Total	5742 3/4	4683	8	0	2168	2	9	2515	5	3

NEWCASTLE DISTRICT.

No. of Sale	Date of Sale	Name of the Purchaser	Pewship	Lot	Con	Acres.	Price per Acre.	Total amount of Sale	Amount of Principal Paid	Amount of Principal remaining unpaid, 30th June, 1-11.
1837										
3160	July	21 James Campbell	Alnwick	17	4	200 10 0	100 0 0	200 10 0	100 0 0	100 0 0
3161	Hugh McCow	do	22	4	200 10 0	100 0 0	200 10 0	100 0 0	100 0 0
3341	Sept	20 M. McGregor	do	16	3	200 10 0	102 10 0	200 10 0	10 5 0	92 5 0
3391	Oct	21 James Barrison	do	north half	17	2	100 10 0	50 0 0	10 0 0	40 0 0
3392	James Alexander	do	south half	17	2	100 12 0	60 0 0	0 0 0	54 0 0
3413	26 William Threkeby	do	9	1	200 10 13	101 5 0	101 5 0	10 2 6	91 2 6
1836										
3386	June	11 William Taylor	Catwright	north half	10	6	100 10 0	50 0 0	30 0 0	20 0 0
3387	William Vance	do	south half	10	6	100 10 0	50 0 0	20 0 0	30 0 0
2533	August	19 Charles McCaithy	do	west part	9	3	100 10 0	50 0 0	5 0 0	45 0 0
1837										
2973	March	10 John Bradburn	do	10	2	200 10 3	102 10 0	200 10 0	30 15 0	74 15 0
2977	William Lattimore	do	west half	16	5	100 10 0	50 0 0	5 0 0	45 0 0
2978	John Montgomery	do	east half	16	5	100 10 0	50 0 0	45 0 0	5 0 0
3177	July	25 R. Bennett Montgomery	do	west half	17	4	100 10 0	50 0 0	5 0 0	45 0 0
3180	William Lundy	do	east half	17	2	100 10 0	50 0 0	30 0 0	0 0 0
3187	26 Job Casu	do	broken	10	8	72 10 0	36 0 0	3 12 0	32 8 0
3189	James Dicer	do	east half	10	4	100 18 0	50 0 0	18 0 0	72 0 0
3210	28 William Vance	do	north half	9	1	100 10 0	50 0 0	15 0 0	35 0 0
3211	George Ferguson	do	16	9	100 11 7	92 13 4	106 6 8	46 6 8	46 6 8
3276	August	21 Abraham Beacock	do	west half	10	4	100 10 0	50 0 0	15 0 0	35 0 0
3309	31 James Taylor	do	west half	9	5	100 10 7	52 18 4	10 11 8	42 6 8
3328	Sept	20 M. Emson, jun.	do	south half	10	12	100 12 6	62 10 0	6 5 0	56 5 0
3335	William Robinson	do	east half	17	4	100 10 0	50 0 0	5 0 0	45 0 0
3336	William Hovey	do	west half	17	2	100 10 0	50 0 0	5 0 0	45 0 0
3361	26 William Taylor	do	east half	9	5	100 17 0	85 0 0	8 10 0	76 10 0
3418	Oct	28 Alexander Hovey	do	north half	16	1	100 10 0	50 0 0	5 0 0	45 0 0
3421	30 James Crawley	do	south half	9	7	100 10 0	50 0 0	5 0 0	45 0 0
3450	Nov	13 Nathaniel Hadley	do	west part	16	13	100 10 0	50 0 0	5 0 0	45 0 0
1829										
21	Jan'y	23 Joseph Graham	Cavan	22	2	200 11 3	112 10 0	112 10 0	0 0 0	0 0 0
23	31 Gustavus Howden	do	west half	17	10	100 10 0	50 0 0	50 0 0	0 0 0
39	Feb'y	19 John Staples, jun.	do	east half	10	8	100 10 0	50 0 0	50 0 0	0 0 0
45	26 James Doors	do	east half	16	5	100 10 0	50 0 0	50 0 0	0 0 0
52	March	19 Henry Green	do	west half	16	5	100 10 0	50 0 0	10 0 0	40 0 0
96	May	30 Richard Howden	do	south half	10	6	100 10 0	50 0 0	15 0 0	5 0 0
1830										
150	Jan'y	23 John Brown	do	5	6	200 6 3	62 10 0	62 10 0	0 0 0	0 0 0
196	March	4 Patrick Maguire	do	north half	10	6	100 10 0	50 0 0	30 0 0	0 0 0
240	April	19 Edward Sing	do	N. E. 4	9	3	50 7 6	18 15 0	18 15 0	0 0 0
314	Sept	4 John Walsh	do	17	6	200 10 0	100 0 0	100 0 0	0 0 0	0 0 0
363	Nov'r	9 Am. Richardson	do	N. W. 4	9	3	50 7 6	18 15 0	18 15 0	0 0 0
370	13 John Huston	do	south half	9	7	100 10 0	50 0 0	10 0 0	40 0 0
1831										
112	Jan'y	31 Henry Fee	do	north half	9	7	100 10 0	50 0 0	50 0 0	0 0 0
119	Feb'y	3 J. Staples, sen.	do	west half	10	8	100 10 0	50 0 0	50 0 0	0 0 0
148	4 C. Rutherford	do	east half	9	4	100 10 0	50 0 0	50 0 0	0 0 0
.....	George Wilson	do	west half	9	11	100 10 0	50 0 0	50 0 0	0 0 0
.....	James Graham	do	5	10	200 10 0	100 0 0	100 0 0	0 0 0	0 0 0
156	18 James McGill	do	north half	17	12	100 10 0	50 0 0	45 0 0	5 0 0
300	19 William McIndoo	do	south half	17	12	100 10 0	50 0 0	15 0 0	5 0 0
361	George Knowlson	do	north half	9	11	100 10 0	50 0 0	50 0 0	0 0 0
180	Feb'y	25 James Jackson	do	22	14	200 10 0	100 0 0	90 0 0	10 0 0	10 0 0
196	March	3 John Strenson	do	south half	9	11	100 10 0	50 0 0	10 0 0	40 0 0
574	Nov'r	4 George Foster	do	16	11	200 10 0	100 0 0	100 0 0	0 0 0	0 0 0

Amount of Principal remaining unpaid, 30th June, 1-11.

£	s.	d.
413	5	0
673	11	7
881	14	2
30	0	0
513	14	6
<hr/>		
2515	5	3

Amount of Principal remaining unpaid, 30th June, 1-11.

£	s.	d.
70	0	0
90	0	0
92	5	0
40	0	0
54	0	0
91	2	6
20	0	0
30	0	0
45	0	0
71	15	0
45	0	0
5	0	0
45	0	0
0	0	0
32	8	0
72	0	0
35	0	0
46	6	8
35	0	0
42	6	8
56	5	0
15	0	0
45	0	0
76	10	0
45	0	0
45	0	0
45	0	0
0	0	0
0	0	0
0	0	0
0	0	0
40	0	0
5	0	0
0	0	0
0	0	0
0	0	0
60	0	0
0	0	0
40	0	0
0	0	0
0	0	0
0	0	0
0	0	0
0	0	0
35	0	0
5	0	0
0	0	0
10	0	0
40	0	0
0	0	0

NEWCASTLE DISTRICT—CONTINUED.

No. of Sale	Date of Sale	Name of the Purchaser.	Township	Lot	Con.	Acres	Price per Acre.	Total amount of Sale.	Amount of Principal Paid	Amount of Principal remaining unpaid, 30th June, 1911.
1832							s. d.	£ s. d.	£ s. d.	£ s. d.
640	Jan'y	25 William Breaky	Cavan south half	9	3	100 10 0	50 0 0	5 0 0	45 0 0
774	July	25 Laughlin Kennedy	do north half	9	9	400 8 9	43 15 0	43 15 0	0 0 0
1833										
1155	June	3 Jacob Errett	do	10	12	200 20 0	100 0 0	60 0 0	40 0 0
1156	Gustavus Hundas	do	22	10	200 10 0	100 0 0	30 0 0	70 0 0
1172	27 Joseph Shields	do	10	14	200 10 0	100 0 0	10 0 0	90 0 0
1834										
1592	April	19 G. S. Boulton	do west half	16	1	100 10 0	50 0 0	19 6 0	30 13 6
1593	J. Morrison	do east half	16	1	100 10 0	50 0 0	5 0 0	45 0 0
1799	Oct'r	18 Richard Fallis	do	9	5	200 13 9	137 10 0	96 5 0	41 5 0
1835										
2274	Nov'r	20 Edward Sutton, sen.	do east part	16	9	150 16 0	75 0 0	45 0 0	60 0 0
2275	William Swain	do west part	16	9	50 10 0	25 0 0	7 10 0	17 10 0
1836										
2712	Nov'r	5 Robert Sanderson	do east half	17	10	100 10 0	50 0 0	40 0 0	10 0 0
1838										
3575	May	30 George Hughes	do S. W. ¼	10	4	50 16 3	40 12 6	4 1 3	36 11 3
1839										
3767	May	1 John Alger	do	17	2	200 20 0	200 0 0	20 0 0	180 0 0
3802	June	20 J. Armstrong	do east half	16	7	100 11 3	56 5 0	11 5 0	45 0 0
3845	August	28 William Galloway	do east half	10	4	100 16 3	81 5 0	20 0 0	61 5 0
3846	David Galloway	do N. W. ¼	10	1	50 16 3	40 12 6	4 1 3	36 11 3
1829										
60	March	26 J. D. Smith	Clarke	25 1	B. F.	120 12 6	75 0 0	75 0 0	0 0 0
63	30 Latham Clarke	do south part	25	1	60 15 0	45 0 0	45 0 0	0 0 0
1830										
296	August	13 Samuel S. Wilnot	do	33	2	200 15 0	150 0 0	150 0 0	0 0 0
1833										
1025	Feb'y	16 Timothy Spencer	do south half	27	4	100 15 0	75 0 0	45 0 0	30 0 0
1062	March	13 Henry Guild	do north half	27	4	100 15 0	75 0 0	45 0 0	30 0 0
1068	15 A. E. Walbridge	do part of	25	1	80 17 0	75 17 3	75 17 3	0 0 0
1204	July	22 Nathaniel Walker	do	8	B. F.	300 20 0	300 0 0	300 0 0	0 0 0
1205	Levi Walker	do	25	5	200 14 0	140 0 0	112 0 0	28 0 0
1835										
2042	July	9 James Arnot	do N. W. part	6	2	100 18 0	126 0 0	126 0 0	0 0 0
2216	Oct'r	8 R. H. Catherwood	do part of	25	1	18 17 0	15 6 0	15 6 0	0 0 0
1838										
3660	Oct'r	27 John Crawford	do	2	1	200 17 6	175 0 0	17 10 0	157 10 0
3675	Dec'r	5 M. Burdham	do W. ¼ & S. ¼	15	A. or				
1839										
3701	Feb'y	16 Thomas Best	do E. part	15	bk. R.	145 18 9	135 18 9	54 8 9	81 10 0
3702	Bower Thornton	do S. E. ¼	27	8	50 11 3	28 2 6	19 13 9	8 8 9
1840										
3702	Bower Thornton	do S. W. ¼	27	8	50 11 3	28 2 6	8 8 9	19 13 9
1840										
3884	Jan'y	22 William Melligen	do south half	8	5	100 16 3	81 5 0	48 15 0	32 10 0
3946	June	12 Samuel P. Wilnot	do	31	3	200 10 0	100 0 0	10 0 0	90 0 0
1829										
94	May	11 J. A. Keeler	Cranale part of	31	1	135 22 6	151 17 6	106 6 3	45 11 3
1834										
493	March	2 James Lyons	do south half	2	1	100 16 0	80 0 0	80 0 0	0 0 0
1832										
677	Feb'y	22 Isaac Weston	do south half	27	2	100 25 0	125 0 0	37 10 0	87 10 0
761	July	5 Thomas Baily	do west half	8	1	105 18 0	94 10 0	37 16 0	56 14 0
1835										
1060	March	16 Stephen Brown	do west half	8	5	100 12 6	62 10 0	18 15 0	43 15 0
1070	Stephen Thorn	do east half	8	5	100 12 6	62 10 0	6 5 0	56 5 0
1238	August	14 Donald Campbell	do	31	B. F.	80 22 0	85 0 0	17 12 0	70 8 0
1835										
1913	Feb'y	23 Mathias Strevell	do south half	8	9	100 16 3	81 5 0	48 15 0	32 10 0
1839										
3715	Feb'y	28 J. C. Pactor	do north half	2	1	100 20 0	100 0 0	75 0 3	24 19 9
3776	May	15 John Jaques	do S. W. ¼	20	2	50 17 6	43 15 0	13 2 6	30 12 6
1840										
3902	Feb'y	5 Alvin Dudley	do rear half	20	4	160 11 3	56 5 0	5 12 6	50 12 6
3925	April	27 Donald Campbell	do	27	5	200 10 0	100 0 0	0 0 0	0 0 0
3995	August	13 Joseph C. Townsend	do N. ¼ of S. ¼	15	1	50 15 0	37 10 0	15 0 0	33 15 0
1831										
406	Jan'y	29 William Munson	Darlington	45	1	200 20 0	200 0 0	200 0 0	0 0 0
1832										
647	Jan'y	30 J. P. Wilson	do east half	2	1	100 17 6	87 10 0	87 10 0	0 0 0
650	Feb'y	3 James Berk, sen.	do	20	6	200 12 0	120 0 0	120 0 0	0 0 0
702	March	21 James Bandshaw	do east half	20	2	100 17 6	87 10 0	87 10 0	0 0 0
723	April	9 William Warren	do	8	1	200 20 0	200 0 0	200 0 0	0 0 0
819	Sep'r	22 John Walker	do west half	2	1	100 17 6	87 10 0	87 10 0	0 0 0

NEWCASTLE DISTRICT—CONTINUED.

Year	Day of Sale	Name of the Purchaser	Township	Lot	Con.	Acres	Price per Acre	Total amount of Sale.	Amount of Principal Paid	Amount of Principal remaining unpaid, 30th June, 1841
							£ s. d.	£ s. d.	£ s. d.	£ s. d.
1832	852 Oct'r	23 Stephen Moore	Darlington	west half	20	2	100 17 6	87 10 0	87 10 0	0 0 0
1833	903 Nov'r	21 Henry McDonald & Edward Skae	do	west half	33	4	100 12 6	62 10 0	37 10 0	25 0 0
1837	Dec'r	3 G. Lorrman	do	S. part	4	1	50 20 0	50 0 0	25 0 0	25 0 0
1834	1834	Robert Skeen	do	N. part	4	1	50 20 0	50 0 0	25 0 0	25 0 0
1834	1834	25 W. Wright	do	north half	6	2	100 20 0	100 0 0	70 0 0	30 0 0
1839	Nov'r	12 Edward Gibson	do	west half	12	2	100 25 0	125 0 0	125 0 0	0 0 0
1836	1836	8 Daniel Galbraith	do		2	B. F.	156 25 0	195 0 0	58 10 0	136 10 0
1837	1837	19 David Smart	do		8	B. F.	160 25 0	200 0 0	80 0 0	120 0 0
1831	Jan'y	18 Elphah Bice	do	north half	25	7	100 15 0	75 0 0	30 0 0	45 0 0
1831	March	4 Richard Coleman	do	N. W. 1/4	31	5	50 17 6	43 15 0	8 15 0	35 0 0
1838	1838	1 W. R. Cubitt and R. J. C. Cubitt	do		6	4	200 20 0	200 0 0	40 0 0	160 0 0
1840	307 Sept'r	23 William Crane	do	south half	31	5	100 12 0	60 0 0	40 0 0	20 0 0
1830	1830	16 Freeman Clarke	Haldimand		31	bkn. A	152 20 0	152 0 0	136 10 0	15 4 0
1831	1831	3 N. Burdham	do		20	2	200 12 6	125 0 0	125 0 0	0 0 0
1832	1832	15 John Dudley	do	south half	2	1	100 17 0	85 0 0	85 0 0	0 0 0
1832	792 August	23 Arch. McDonald	do		31	5	200 12 0	125 0 0	125 0 0	0 0 0
1833	1833	3 William Delong	do	north part	2	1	100 17 0	85 0 0	76 10 0	8 10 0
1834	1834	7 Ebenezer Perry	do	south half	15	bkn. A	100 25 0	125 0 0	87 10 0	37 10 0
1834	1834	20 T. M. Spaulding	do		25	bkn. A & B	226 25 0	282 10 0	197 15 0	84 15 0
1834	1834	1 J. G. Rogers	do		25	1	200 22 0	220 0 0	220 0 0	0 0 0
1834	1834	9 Zac. Burnham	do	north half	15	bkn. A	100 25 0	125 0 0	125 0 0	0 0 0
1835	1796 Oct'r	17 J. S. James	do	south half	15	3	100 17 6	87 10 0	87 10 0	0 0 0
1835	1835	7 Alexander Nobles	do	north part	31	3	50 19 0	37 10 0	23 15 0	23 15 0
1835	1835	Charles Butler	do	south part	31	3	150 19 0	142 10 0	14 5 0	128 5 0
1835	1835	14 Moses Humann	do	west half	8	1	100 20 0	100 0 0	30 0 0	70 0 0
1836	1836	28 Elisha T. Foster	do	south half	25	3	100 20 0	100 0 0	40 0 0	90 0 0
1837	1837	15 Absalom Kirby	do	south half	15	1	100 18 9	93 15 0	28 2 6	65 12 6
1837	1837	28 Robert Finlay	do	south half	20	6	100 10 0	50 0 0	5 0 0	45 0 0
1839	1839	27 Soddart Bates	Hamilton		15	1	200 17 6	175 0 0	175 0 0	0 0 0
1839	1839	28 John McCarty	do		15	5	200 12 6	125 0 0	125 0 0	0 0 0
1839	1839	26 Zac. Burnham	do		25	1	200 20 0	200 0 0	200 0 0	0 0 0
1839	1839	17 N. Thompson	do		25	3	200 17 6	175 0 0	175 0 0	0 0 0
1839	1839	2 S. C. Dev	do		31	3	200 17 6	175 0 0	175 0 0	0 0 0
1839	1839	25 Stephen Carr	do	east half	25	A	87 17 6	76 2 6	76 2 6	6 0 0
1839	1839	26 Caleb Malley	do		2	B	115 17 6	100 12 6	100 12 6	0 0 0
1839	1839	do do	do		2	A	200 20 0	200 0 0	200 0 0	0 0 0
1839	1839	3 Thomas Plews	do	west half	25	A	89 17 6	78 10 7 1/2	78 10 7 1/2	0 0 0
1839	1839	5 William Owston	do		31	1	200 20 0	200 0 0	200 0 0	0 0 0
1839	1839	28 Charles Clark	do		8	1	200 22 6	225 0 0	112 10 0	112 10 0
1839	1839	15 G. S. Boulton	do	north part	27	2	130 20 0	130 0 0	130 0 0	0 0 0
1839	1839	22 Samuel Grandy	do	east 1/2	15	A	150 10 0	300 0 0	300 0 0	0 0 0
1839	1839	26 William King	do		15	7	200 10 0	100 0 0	10 0 0	90 0 0
1839	1839	G. S. Boulton	do		20	8	200 10 0	100 0 0	40 0 0	160 0 0
1839	1839	19 Joseph Phillips	do		25	7	200 10 0	100 0 0	40 0 0	160 0 0
1839	1839	13 Benjamin Mayhew	do	s. d. half	33	A	200 25 0	250 0 0	250 0 0	0 0 0
1839	1839	Bryan Bonskill	do	north half	33	2	100 25 0	125 0 0	100 0 0	25 0 0
1839	1839	25 B. McKays	do	south part	20	2	70 20 0	70 0 0	42 0 0	28 0 0
1839	1839	22 Joseph Phillips	do	east half	8	B	65 22 6	73 2 6	73 2 6	0 0 0
1839	1839	10 Walter Crawford	do	north part	20	2	130 20 0	130 0 0	130 0 0	0 0 0
1839	1839	22 Samuel Brock	do	west half	8	bkn. B	65 22 6	73 2 6	73 2 6	0 0 0
1839	1839	27 George Roddick	do		31	A	132 17 6	115 10 0	34 13 0	80 17 0

Amount of Principal remaining unpaid, 30th June, 1911

£	s.	d.
0	0	0
25	0	0
25	0	0
25	0	0
30	0	0
0	0	0
136	10	0
120	0	0
45	0	0
35	0	0
160	0	0
20	0	0
15	4	0
0	0	0
0	0	0
0	0	0
8	10	0
37	10	0
84	15	0
0	0	0
0	0	0
0	0	0
23	15	0
128	5	0
70	0	0
90	0	0
65	12	6
45	0	0
0	0	0
0	0	0
0	0	0
0	0	0
6	0	0
0	0	0
0	0	0
0	0	0
0	0	0
112	10	0
0	0	0
0	0	0
90	0	0
160	0	0
0	0	0
25	0	0
25	0	0
28	0	0
0	0	0
0	0	0
0	0	0
0	0	0
80	17	0

NEWCASTLE DISTRICT—CONTINUED.

No. of Sale	Date of Sale	Name of the Purchaser	Township	Lot	Con.	Acres	Price per Acre	Total Amount of Sale	Amount of Principal paid	Amount of Principal remaining unpaid, 30th June, 1911	
	1830						£ s. d.	£ s. d.	£ s. d.	£ s. d.	
2101	June	17 Archibald Johnson	Hamilton	6	2	200 15	0	150 0 0	45 0 0	105 0 0	
2157	July	18 N. W. Tripp	do	S. E. angle	2	1	1 25	5 0 0	5 0 0	0 0 0	
2481	August	3 I. V. Roswell	do	part of	15	B	2 210	20 0 0	20 0 0	0 0 0	
2651	Oct'r	17 Joel Richards	do	south half	8	3	100 13	0	65 0 0	0 0 0	
	1837										
2836	Jan'y	24 John Wallace	do	south part	27	2	70 26	0	91 0 0	45 10 0	45 10 0
2930	Feb'y	15 G. M. Boswell	do	part of	15	bkn. B	5 210	50 0 0	50 0 0	0 0 0	
2943	25 Jeremiah Lapp	do	north part	8	3	100 13	0	65 0 0	8 10 0	76 10 0
	1838										
3596	July	9 G. S. Boulton	do	south part	2	1	93 17	6	81 7 6	81 7 6	0 0 0
3608	25 William Moore	do	west half	25	5	100 18	0	90 0 0	90 0 0	0 0 0
	1839										
3612	Jan'y	30 Andrew Jeffrey	do	pt. of S. E. pt.	15	A	1 210	10 0 0	10 0 0	0 0 0	
3768	May	6 Benjamin Throop	do	6	6	200 10	0	100 0 0	40 0 0	60 0 0
	1840										
8935	May	23 } G. S. Boulton	do	2	3	200 8	9	87 10 0	87 10 0	0 0 0
3963	June	29 }	do	15	N. D. 9	60 17	6	52 10 0	52 10 0	0 0 0
2964	27 }	do	27	8	180 18	9	168 15 0	27 10 0	141 5 0
3973	July	10 G. M. Boswell	do	part of 15, being certain Town Lots Nos. 1, 2, 3, 4, 5, 6, 11, 20, 22, 23, 26, 28, 6th Con. Nos. 1, 2, 3, 7, 10, 11, 12, 13, 14, 15, 16, 17, 18, 19, 20, 21, 22, 23, 24, 25, 26, 27, 28, 29, 30, 31, 32, 33, 34, 35, 36, 37, 38, 39, 40, 41, 42, 43, 44, 45, 46, 47, 48, 49, 50, 51, 52, 53, 54, 55, 56, 57, 58, 59, 60, 61, 62, 63, 64, 65, 66, 67, 68, 69, 70, 71, 72, 73, 74, 75, 76, 77, 78, 79, 80, 81, 82, 83, 84, 85, 86, 87, 88, 89, 90, 91, 92, 93, 94, 95, 96, 97, 98, 99, 100, 101, 102, 103, 104, 105, 106, 107, 108, 109, 110, 111, 112, 113, 114, 115, 116, 117, 118, 119, 120, 121, 122, 123, 124, 125, 126, 127, 128, 129, 130, 131, 132, 133, 134, 135, 136, 137, 138, 139, 140, 141, 142, 143, 144, 145, 146, 147, 148, 149, 150, 151, 152, 153, 154, 155, 156, 157, 158, 159, 160, 161, 162, 163, 164, 165, 166, 167, 168, 169, 170, 171, 172, 173, 174, 175, 176, 177, 178, 179, 180, 181, 182, 183, 184, 185, 186, 187, 188, 189, 190, 191, 192, 193, 194, 195, 196, 197, 198, 199, 200, 201, 202, 203, 204, 205, 206, 207, 208, 209, 210, 211, 212, 213, 214, 215, 216, 217, 218, 219, 220, 221, 222, 223, 224, 225, 226, 227, 228, 229, 230, 231, 232, 233, 234, 235, 236, 237, 238, 239, 240, 241, 242, 243, 244, 245, 246, 247, 248, 249, 250, 251, 252, 253, 254, 255, 256, 257, 258, 259, 260, 261, 262, 263, 264, 265, 266, 267, 268, 269, 270, 271, 272, 273, 274, 275, 276, 277, 278, 279, 280, 281, 282, 283, 284, 285, 286, 287, 288, 289, 290, 291, 292, 293, 294, 295, 296, 297, 298, 299, 300, 301, 302, 303, 304, 305, 306, 307, 308, 309, 310, 311, 312, 313, 314, 315, 316, 317, 318, 319, 320, 321, 322, 323, 324, 325, 326, 327, 328, 329, 330, 331, 332, 333, 334, 335, 336, 337, 338, 339, 340, 341, 342, 343, 344, 345, 346, 347, 348, 349, 350, 351, 352, 353, 354, 355, 356, 357, 358, 359, 360, 361, 362, 363, 364, 365, 366, 367, 368, 369, 370, 371, 372, 373, 374, 375, 376, 377, 378, 379, 380, 381, 382, 383, 384, 385, 386, 387, 388, 389, 390, 391, 392, 393, 394, 395, 396, 397, 398, 399, 400, 401, 402, 403, 404, 405, 406, 407, 408, 409, 410, 411, 412, 413, 414, 415, 416, 417, 418, 419, 420, 421, 422, 423, 424, 425, 426, 427, 428, 429, 430, 431, 432, 433, 434, 435, 436, 437, 438, 439, 440, 441, 442, 443, 444, 445, 446, 447, 448, 449, 450, 451, 452, 453, 454, 455, 456, 457, 458, 459, 460, 461, 462, 463, 464, 465, 466, 467, 468, 469, 470, 471, 472, 473, 474, 475, 476, 477, 478, 479, 480, 481, 482, 483, 484, 485, 486, 487, 488, 489, 490, 491, 492, 493, 494, 495, 496, 497, 498, 499, 500, 501, 502, 503, 504, 505, 506, 507, 508, 509, 510, 511, 512, 513, 514, 515, 516, 517, 518, 519, 520, 521, 522, 523, 524, 525, 526, 527, 528, 529, 530, 531, 532, 533, 534, 535, 536, 537, 538, 539, 540, 541, 542, 543, 544, 545, 546, 547, 548, 549, 550, 551, 552, 553, 554, 555, 556, 557, 558, 559, 560, 561, 562, 563, 564, 565, 566, 567, 568, 569, 570, 571, 572, 573, 574, 575, 576, 577, 578, 579, 580, 581, 582, 583, 584, 585, 586, 587, 588, 589, 590, 591, 592, 593, 594, 595, 596, 597, 598, 599, 600, 601, 602, 603, 604, 605, 606, 607, 608, 609, 610, 611, 612, 613, 614, 615, 616, 617, 618, 619, 620, 621, 622, 623, 624, 625, 626, 627, 628, 629, 630, 631, 632, 633, 634, 635, 636, 637, 638, 639, 640, 641, 642, 643, 644, 645, 646, 647, 648, 649, 650, 651, 652, 653, 654, 655, 656, 657, 658, 659, 660, 661, 662, 663, 664, 665, 666, 667, 668, 669, 670, 671, 672, 673, 674, 675, 676, 677, 678, 679, 680, 681, 682, 683, 684, 685, 686, 687, 688, 689, 690, 691, 692, 693, 694, 695, 696, 697, 698, 699, 700, 701, 702, 703, 704, 705, 706, 707, 708, 709, 710, 711, 712, 713, 714, 715, 716, 717, 718, 719, 720, 721, 722, 723, 724, 725, 726, 727, 728, 729, 730, 731, 732, 733, 734, 735, 736, 737, 738, 739, 740, 741, 742, 743, 744, 745, 746, 747, 748, 749, 750, 751, 752, 753, 754, 755, 756, 757, 758, 759, 760, 761, 762, 763, 764, 765, 766, 767, 768, 769, 770, 771, 772, 773, 774, 775, 776, 777, 778, 779, 780, 781, 782, 783, 784, 785, 786, 787, 788, 789, 790, 791, 792, 793, 794, 795, 796, 797, 798, 799, 800, 801, 802, 803, 804, 805, 806, 807, 808, 809, 810, 811, 812, 813, 814, 815, 816, 817, 818, 819, 820, 821, 822, 823, 824, 825, 826, 827, 828, 829, 830, 831, 832, 833, 834, 835, 836, 837, 838, 839, 840, 841, 842, 843, 844, 845, 846, 847, 848, 849, 850, 851, 852, 853, 854, 855, 856, 857, 858, 859, 860, 861, 862, 863, 864, 865, 866, 867, 868, 869, 870, 871, 872, 873, 874, 875, 876, 877, 878, 879, 880, 881, 882, 883, 884, 885, 886, 887, 888, 889, 890, 891, 892, 893, 894, 895, 896, 897, 898, 899, 900, 901, 902, 903, 904, 905, 906, 907, 908, 909, 910, 911, 912, 913, 914, 915, 916, 917, 918, 919, 920, 921, 922, 923, 924, 925, 926, 927, 928, 929, 930, 931, 932, 933, 934, 935, 936, 937, 938, 939, 940, 941, 942, 943, 944, 945, 946, 947, 948, 949, 950, 951, 952, 953, 954, 955, 956, 957, 958, 959, 960, 961, 962, 963, 964, 965, 966, 967, 968, 969, 970, 971, 972, 973, 974, 975, 976, 977, 978, 979, 980, 981, 982, 983, 984, 985, 986, 987, 988, 989, 990, 991, 992, 993, 994, 995, 996, 997, 998, 999, 1000							

Amount of Pr
cipal remaining
 unpaid, 30th
 June, 1911

£	s.	d.
105	0	0
0	0	0
0	0	0
0	0	0
45	10	0
0	0	0
76	10	0
0	0	0
0	0	0
0	0	0
60	0	0
0	0	0
0	0	0
141	5	0
0	0	0
12	3	9
22	10	0
0	0	0
0	0	0
0	0	0
0	0	0
0	0	0
175	0	0
0	0	0
54	4	6
0	0	0
0	0	0
0	0	0
33	15	0
173	5	0
94	10	0
138	0	9
43	15	0
70	0	0
0	0	0
38	10	0
72	0	0
0	0	0
0	0	0
27	10	0
27	10	0
0	0	0
60	0	0
67	10	0
36	11	3
90	0	0
36	11	3

NEWCASTLE DISTRICT—CONTINUED.

No. of Sale	Date of Sale	Name of the Purchaser	Township	Lot	Cont.	Acres	Price per Acre	Total amount of Sale	Amount of Principal paid	Amount of Principal remaining June 1, 1911
							£ s. d.	£ s. d.	£ s. d.	£ s. d.
1833	1087 March	27 Henry Jones, Manvers		3	12	200 10 0	0	100 0 0	100 0 0	0 0 0
1837	30-0 April	29 Joseph Hutchinson, do		22	6	200 10 0	0	100 0 0	30 0 0	70 0 0
1837	3277 August	24 William McCoy, do south half		3	10	100 10 0	0	50 0 0	5 0 0	45 0 0
1837	3278	James Johnston, do north half		3	10	100 10 0	0	50 0 0	5 0 0	45 0 0
1833	3401 Oct'y	24 James Hanna, do east half		2	11	100 10 0	0	50 0 0	5 0 0	45 0 0
1834	1362 Nov'y	6 Alexander Anderson Monaghan		2	2	200 20 0	0	200 0 0	30 0 0	180 0 0
1834	1551 March	3 Isaac Hilles, do north half		3	3	100 10 0	0	50 0 0	15 0 0	35 0 0
1834	1552	William Harkness, do south half		3	3	100 10 0	0	50 0 0	50 0 0	0 0 0
1837	2352 June	3 John Burnard, do		9	2	200 17 6	0	175 0 0	87 10 0	87 10 0
1837	3115 June	16 Richard Rutherford, do		16	3	200 10 0	0	100 0 0	100 0 0	0 0 0
1837	3127	John Pave, do south part		16	1	30 15 0	0	67 10 0	33 15 0	33 15 0
1838	3323 Sept'	19 William Goodfellow, do		2	6	200 10 0	0	100 0 0	40 0 0	60 0 0
1838	3581 June	8 Joseph Perrin, do north part		10	1	110 15 0	0	82 10 0	24 15 0	57 15 0
1839	3601 Oct'y	27 John Crawford, do		15	B. F.	30 15 0	0	67 10 0	33 15 0	33 15 0
1839	3681 Jan'y	3 Samuel Porter, do west half		9	B. F.	100 12 6	0	62 10 0	31 5 0	31 5 0
1839	3682	George McCowan, do east half		9	B. F.	100 12 6	0	62 10 0	6 5 0	56 5 0
1839	3750 May	31 Thomas Parr, do south half		3	1	100 18 0	0	90 0 0	9 0 0	81 0 0
1839	3800 Oct'y	24 William Cosmore, do S. E. 1/4		2	B. F.	50 16 3	0	40 12 6	4 1 3	36 11 3
1840	3800	Jeffrey Jason, do S. W. 1/4		2	B. F.	50 16 3	0	40 12 6	4 1 3	36 11 3
1840	3928 April	29 R. C. Manners, do		16	1	200 10 0	0	100 0 0	100 0 0	0 0 0
1840	4016 Sept'	7 Thomas Garnett, do west half		3	5	100 13 0	0	65 0 0	13 0 0	52 0 0
1840	4017	Thomas Baxter, do east half		3	5	100 13 0	0	65 0 0	13 0 0	52 0 0
1829	97 June	3 Jonathan Hartt, Murray		25	5	200 8 9	0	87 10 0	52 10 0	35 0 0
1831	401 Jan'y	20 Mathew Lawson, do		25	B	200 17 6	0	175 0 0	175 0 0	0 0 0
1831	422 Feb'y	9 John Lawson, do east half		31	B	100 17 6	0	87 10 0	87 10 0	0 0 0
1831	423	James Lawson, do west half		31	B	100 17 6	0	87 10 0	78 15 0	8 15 0
1831	486	26 Marmaduke Tirrell, do south half		22	5	100 8 9	0	43 15 0	43 15 0	0 0 0
1832	651 Feb'y	3 James Roseborough, do north half		8	A	100 20 0	0	100 0 0	100 0 0	0 0 0
1832	683 March	2 William Marsh, do		25	1	200 17 6	0	175 0 0	52 10 0	122 10 0
1832	691	13 Archibald McGillies, do east half		8	7	100 10 0	0	50 0 0	15 0 0	35 0 0
1832	701	20 William Adams, do east half		27	6	100 12 0	0	60 0 0	6 0 0	5 0 0
1832	704	22 William Dauncey, do west half		27	6	100 12 0	0	60 0 0	6 0 0	54 0 0
1833	1075 March	19 Cyrus Richmond, do north half		31	3 1/2	100 13 0	0	65 0 0	19 10 0	45 10 0
1833	1232 August	C. S. Baker, do south half		2	1	100 13 0	0	65 0 0	39 10 0	26 10 0
1835	1835	Shuter & Wilkins, do part of		2	A	79 10 0	0	159 0 0	159 0 0	0 0 0
1836	2047 July	13 Benjamin Way, do		15	1	200 17 6	0	17 0 0	70 0 0	105 0 0
1836	2334 Feb'y	16 John Richmond, do		25	3	200 15 0	0	150 0 0	75 0 0	75 0 0
1836	2383 June	6 W. H. Mayhew, do		2	5	200 17 6	0	175 0 0	17 10 0	157 10 0
1837	2529 August	17 H. Vantassel, do south half		25	A	100 20 0	0	100 0 0	40 0 0	60 0 0
1837	3171 July	24 Gilbert Orser, do		33	8	200 10 0	7 1/2	106 5 0	10 12 6	95 12 6
1839	3766 May	3 G. S. Boulton, do		33	10	100 25 0	0	125 0 0	125 0 0	0 0 0
1840	3796 June	15 Adam H. and E.W. Meyers, do		8	3	200 15 0	0	150 0 0	150 0 0	0 0 0
1840	3976 July	10 George Conlter, do north half		25	A	100 18 0	0	90 0 0	9 0 0	81 0 0
1840	4020 Sept'	8 Abel Scott, do		15	5	200 12 6	0	125 0 0	12 10 0	112 10 0
1840	4057 Oct'y	30 James M. Blakey, do		2	9	200 10 0	0	100 0 0	100 0 0	0 0 0
1840	4058	Timothy Anderson, do west half		8	9	100 10 0	0	50 0 0	50 0 0	0 0 0
1840	4059	Richard Holland, do rear half		31	5	100 12 6	0	62 10 0	62 10 0	0 0 0
1831	525 March	31 Shuter & Wilkins, Percy		16	3	200 15 0	0	150 0 0	150 0 0	0 0 0
1837	539 May	30 Joseph A. Keeler, do		17	2	200 10 0	0	100 0 0	100 0 0	0 0 0
1837	3987 May	25 R. Birdsall, do		10	8	200 10 0	0	100 0 0	10 0 0	90 0 0
1837	3191 July	26 John Steele, do S. 1/2 & N. W. 1/4		16	1	150 10 0	0	75 0 0	7 10 0	67 10 0
1837	3217	29 Julius Warner, do east half		3	6	100 10 0	0	50 0 0	5 0 0	45 0 0
1838	3473 Nov'y	28 J. In McCleary, do		9	7	200 10 0	0	100 0 0	10 0 0	90 0 0
1838	3546 April	16 Charles Smith, do		10	6	200 10 0	0	100 0 0	10 0 0	90 0 0

Amount of Draw
Capital remaining
to be paid, this
year, 1911

£	s.	d.
0	0	0
70	0	0
45	0	0
45	0	0
45	0	0
180	0	0
32	0	0
0	0	0
87	10	0
0	0	0
33	15	0
60	0	0
57	15	0
33	15	0
31	5	0
56	5	0
81	0	0
36	11	3
36	11	3
0	0	0
5	0	0
5	0	0
35	0	0
0	0	0
0	0	0
8	15	0
0	0	0
0	0	0
122	10	0
35	0	0
5	0	0
54	0	0
45	0	0
32	10	0
0	0	0
105	0	0
75	0	0
157	10	0
60	0	0
95	12	6
0	0	0
0	0	0
81	0	0
112	10	0
0	0	0
0	0	0
0	0	0
0	0	0
0	0	0
90	0	0
67	10	0
45	0	0
90	0	0
90	0	0

NEWCASTLE DISTRICT—CONTINUED.

No. of Sale	Date of Sale	Name of the Purchaser	Township	Lot	Con.	Acres	Price per Acre	Total Amount of Sale	Amount of Principal paid	Amount of Principal remaining unpaid, 30th June, 1911.
							£ s. d.	£ s. d.	£ s. d.	£ s. d.
1838										
3009	July	26 John Steel	Percy	N. E. 1	16	1 50	10 0	25 0 0	2 10 0	23 10 0
1839										
189	Feb'y	26 R. C. Watkins	Seymour		9	5 14	15 0	110 5 0	110 5 0	0 0 0
1833										
1010	Feb'y	21 C. H. Morgan	do	S. E. half	16	7 10	12 6	62 10 0	6 5 1	56 5 0
1031		John Little	do	S. W. half	16	5 10	12 6	62 10 0	18 15 0	43 15 0
1092	April	2 Alex. McArthur	do	S. E. half	10	10 10	12 6	67 10 0	1 10 0	50 0 0
1033		George Scott	do	S. W. half	10	10 10	12 6	67 10 0	6 5 0	50 5 0
1158	June	11 P. McEvoy	do	S. E. half	22	6 10	12 6	62 10 0	6 5 0	56 5 0
1376	Nov'r	20 Alexander Ingram	do	S. E. half	22	4 10	12 7	62 18 4	12 11 8	50 6 8
1834										
450	Feb'y	4 D. Campbell	do		10	6 15	6 12	97 10 0	9 15 0	87 15 0
4502		William Lork	do	S. E. half	16	6 10	12 7	62 18 4	18 17 6	43 0 10
4503		Joseph Hughes	do	S. W. half	16	6 10	12 6	62 10 0	6 5 0	5 5 0
1568	March	14 P. Allan	do		22	2 20	12 7	125 16 8	88 1 8	37 15 0
1625	June	11 R. J. S. Wilkins	do		7	6 20	12 7	125 16 8	25 3 1	100 13 4
1684	July	26 John Tice	do	S. W. half	10	8 10	14 1	70 8 4	7 0 10	63 7 6
1731	Sept'r	11 Walter Given	do		9	9 20	13 7	125 16 8	12 11 8	112 5 0
1776		30 Henry Free	do	S. W. half	2	7 10	12 7	62 18 4	6 5 10	56 13 6
1779		Henry Free	do	S. E. half	3	8 10	12 7	62 18 4	6 5 10	56 12 6
1835										
1867	Jan'y	17 Robert James	do		9	3 20	12 7	125 16 8	62 18 4	62 18 4
1981	April	25 Robert Hudsprth	do		9	1 20	12 7	125 16 8	12 11 8	113 5 0
2281	Nov'r	30 John O'Brien	do	S. E. half	10	12 10	12 7	62 18 4	6 5 10	56 12 6
2296	Dec'r	7 G. Dornier	do	S. W. part	3	1 10	12 7	62 18 4	6 5 10	56 12 6
2298		W. H. Ponton	do	S. W. part	10	12 10	12 7	62 18 4	6 5 10	56 12 6
1836										
2306	Jan'y	2 Thomas Eade	do		16	9 11	12 7	70 9 4	7 1 0	63 8 4
2317		27 John Mason	do	S. E. part	3	4 10	12 7	62 18 4	12 11 8	50 6 8
2796	Dec'r	23 John Turner	do		17	8 20	12 7	125 16 8	12 11 8	113 5 0

SUMMARY.

	Acres	Total Amount of Sale			Amount of Principal Paid			Amo. of Principal remaining unpaid, 30th June, 1911.		
		£	s.	d.	£	s.	d.	£	s.	d.
1—Alnwick	1000	5 13	15	0	76	7	6	437	7	6
2—Cartwright	2232	12 21	11	8	339	0	4	882	11	4
3—Casson	4809	3 56	10	0	15 18	14	0	1043	16	0
4—Clacke	2072 1/2	16 25	12	0	14 17	19	6	477	12	6
5—Cunnahie	1320	10 83	2	6	559	9	6	532	13	0
6—Darlington	2166	20 31	5	0	1409	15	0	621	10	0
7—Haldimand	2078	19 45	15	0	1377	3	6	568	11	6
8—Hamilton	3024 1/2	4 56	6	10 1/2	3576	1	1 1/2	984	5	9
9—Hope	3619 1/2	3 30	18	9	2372	6	0	1258	12	9
10—Mauver	700	3 50	0	0	145	0	0	205	0	0
11—Monaghan	2090	14 18	15	0	585	7	6	833	7	6
12—Murray	3479 1/2	2 62	4	0	1550	2	6	1073	17	6
13—Percy	1300	7 00	0	0	295	0	0	405	0	0
14—Seymour	3115	4 98	19	4	479	15	2	1502	4	2
Total	34997	26 14	11	1 1/2	15323	1	7 1/2	10826	9	6

Amount of Pro-
speral resources
received, 2000
June, 1-0.

£	s.	d.
22	10	0
0	0	0
56	5	0
43	15	0
50	0	0
50	5	0
56	5	0
50	6	8
87	15	0
43	0	10
5	5	0
3	15	0
100	13	4
63	7	6
113	5	0
56	12	6
56	12	6
56	12	6
62	18	4
113	5	0
56	12	6
56	12	6
56	12	6
63	8	4
50	6	8
113	5	0

ms. of Principal
remaining unpaid,
20th June, 1844.

£	s.	d.
437	7	6
882	11	4
1043	16	0
477	12	6
532	13	0
624	10	0
568	11	6
984	5	9
1258	12	9
205	0	0
833	7	6
1073	17	6
405	0	0
1502	4	2
9826	9	6

COLBORNE DISTRICT.

No. of sale.	Date of Sale.	Name of the Purchaser.	Township.	Lot.	Con.	Acres.	Price per Acre.	Total Amount of Sale.	Amount of Principal paid.	Amount of Principal remaining unpaid 30th June, 1911.
							£ s. d.	£ s. d.	£ s. d.	£ s. d.
784	1832 August 16	Patrick Quinlan	Asphodel	west half	15	3	100 7 6	37 10 0	11 5 0	26 5 0
1157	1833 June 6	John Elliott	do	12	10	200 10 0	100 0 0	40 0 0	60 0 0
1383	1834 Nov'r 30	R. C. Humphreys	do	2	3	185 10 0	92 10 0	37 0 0	55 10 0
1687	1834 August 5	John Willman	do	west half	15	11	100 10 0	50 0 0	15 0 0	35 0 0
1829	1834 Nov'r 19	Richard Birdsall	do	8	3	200 10 0	100 0 0	20 0 0	80 0 0
1834	1834 22	William Holt	do	west half	12	4	100 10 0	50 0 0	20 0 0	30 0 0
1839	1836 25	Richard Birdsall	do	2	1	200 5 0	50 0 0	25 0 0	25 0 0
2335	1837 August 19	Patrick Pursill	do	east part	8	5	100 12 0	60 0 0	12 0 0	48 0 0
3339	1837 Sept'r 26	Thomas Myles	do	east half	8	7	100 10 0	50 0 0	5 0 0	45 0 0
3340	1837 26	Charles McCarthy	do	west half	8	7	100 10 0	50 0 0	5 0 0	45 0 0
3416	1838 Oct'r 28	Patrick Pursill	do	east half	6	6	100 10 0	50 0 0	5 0 0	45 0 0
3626	1836 August 29	John Speer, jun.	do	east half	20	6	100 17 0	85 0 0	17 0 0	68 0 0
370	1836 August 19	George McWilliams	Belmont	east part	6	11	100 10 0	50 0 0	10 0 0	40 0 0
371	1836 19	George Inglis	do	west part	6	11	100 10 0	50 0 0	5 0 0	45 0 0
492	1831 Feb'y 27	Daniel Malony	Domro	8	9	200 8 0	80 0 0	48 0 0	32 0 0
433	1831 Feb'y 12	Robert Brown	do	6	10	185 10 0	92 10 0	9 5 0	83 5 0
440	1831 14	James Thompson	do	15	7	200 10 0	100 0 0	20 0 0	80 0 0
445	1831 15	Walter Crawford	do	12	8	135 10 0	67 10 0	27 0 0	40 10 0
478	1831 25	Cheseman Moe	do	2	9	200 10 0	100 0 0	40 0 0	60 0 0
497	1832 March 4	Patrick McCarthy	do	8	7	200 10 0	100 0 0	100 0 0	0 0 0
893	1833 Nov'r 17	John Tighe	do	12	4	200 10 0	100 0 0	30 0 0	70 0 0
1240	1833 August 20	Thomas Srele	do	18	6	200 10 0	100 0 0	100 0 0	0 0 0
1347	1833 Oct'r 22	Ephraim Sanford	do	20	6	200 10 0	100 0 0	20 0 0	80 0 0
1898	1833 Dec'r 14	Patrick O'Brien	do	east half	6	4	100 10 0	50 0 0	5 0 0	45 0 0
1899	1833 14	John O'Brien	do	west half	6	4	100 10 0	50 0 0	50 0 0	0 0 0
1860	1835 Jan'y 9	George Jennings	do	20	2	200 10 0	100 0 0	10 0 0	90 0 0
2258	1836 Nov'r 10	Michael Maloney	do	west half	6	6	100 10 0	50 0 0	5 0 0	45 0 0
2370	1836 May 6	John Chambers	do	6	8	200 10 0	100 0 0	10 0 0	90 0 0
2939	1837 Feb'y 23	Patrick Shelan	do	west half	2	3	100 10 0	50 0 0	10 0 0	40 0 0
3119	1837 June 23	H. Carveth	do	east half	2	3	100 10 0	50 0 0	5 0 0	45 0 0
3215	1838 July 29	Zac. Burdham	do	12	2	200 10 0	100 0 0	100 0 0	0 0 0
3643	1839 Oct'r 2	M. O'Brien	do	8	3	200 10 0	100 0 0	10 0 0	90 0 0
3800	1840 June 19	Edward Nowlan	do	12	6	200 6 9	67 10 0	13 10 0	54 0 0
3893	1833 Jan'y 31	Patrick Ryan	do	8	5	200 10 0	100 0 0	10 0 0	90 0 0
1110	1833 April 12	Samuel J. Sims	Dummer	south half	8	3	100 10 0	50 0 0	10 0 0	40 0 0
1111	1833 12	John Johnson	do	north half	8	3	100 10 0	50 0 0	5 0 0	45 0 0
1142	1833 May 21	Edward G. Drake	do	south half	15	1	100 7 6	37 10 0	3 15 0	33 15 0
1294	1833 Sept'r 19	P. McNaughton	do	east half	6	4	100 10 1	50 8 4	15 2 6	35 5 10
1298	1833 19	D. Robertson	do	east half	2	3	100 10 7	52 18 4	42 6 8	10 11 8
1363	1833 Nov'r 8	J. R. Benson	do	west half	8	5	100 10 0	50 0 0	5 0 0	45 0 0
1400	1833 Dec'r 16	James McDonald	do	6	2	200 10 0	100 0 0	70 0 0	30 0 0
1404	1833 17	William Manley	do	12	4	200 10 0	100 0 0	40 0 0	60 0 0
1409	1833 20	James Hosick	do	west half	2	7	100 10 0	50 0 0	40 0 0	10 0 0
1410	1834 20	John Ross	do	east half	2	7	100 10 0	50 0 0	15 0 0	35 0 0
1602	1834 May 6	Frederic Lloyd	do	20	2	200 10 0	100 0 0	10 0 0	90 0 0
1616	1834 June 10	Sampson Lukey	do	north half	15	1	100 7 6	37 10 0	7 10 0	30 0 0
1620	1834 August 5	John Hanbridge	do	west half	23	3	100 10 0	50 0 0	5 0 0	45 0 0
1691	1835 5	Joseph Wilson	do	west half	20	4	100 10 0	50 0 0	5 0 0	45 0 0
2192	1835 Sept'r 23	Nicholas Wilson	do	west half	15	5	100 10 0	50 0 0	5 0 0	45 0 0
2193	1835 23	William McMullin	do	west half	2	9	100 10 0	50 0 0	5 0 0	45 0 0
2236	1835 Oct'r 24	Donald McDonald	do	west half	2	3	100 10 0	50 0 0	5 0 0	45 0 0
2237	1836 24	Edward Noble	do	east half	15	5	100 10 0	50 0 0	5 0 0	45 0 0
2534	1836 August 19	Michael Lynch	do	south part	27	4	100 10 0	50 0 0	5 0 0	45 0 0

COLBORNE DISTRICT—CONTINUED.

No. of Sale	Date of Sale	Name of the Purchaser.	Township	Lot	Con.	Acres	Price per Acre.	Total amount of Sale.	Amount of Principal Paid	Amount of Principal remaining appx. d., 30th June, 1911.
1837										
2979	March	10 Patrick Walsh.....	Dumfriesshire	east half	6	6	100 10 0	600 0 0	0 0 0	600 0 0
2980	John Kelly.....	do	west half	6	6	100 13 0	600 6 0	0 0 0	600 6 0
3437	Sept'r	29 Simon Haublin.....	do	west half	8	1	100 10 0	100 0 0	0 0 0	100 0 0
3443	Oct'r	28 Robert Woodman.....	do	east half	8	1	100 10 0	100 0 0	0 0 0	100 0 0
1839										
3764	May	2 Zac. Bannan.....	do	12	2	200 8 0	400 0 0	0 0 0	400 0 0
1834										
4561	March	8 Duncan Campbell, Eldon.....	west half	8	1	100 10 0	100 0 0	0 0 0	100 0 0
1837										
2952	March	4 John Bell.....	do	front half	2	7	100 7 6	700 0 0	18 15 0	681 85 0
3135	July	8 Flora McDougald.....	do	south half	6	2	100 7 6	200 0 0	0 0 0	200 0 0
3195	27 James McAlpine.....	do	north half	6	2	100 5 6	200 0 0	8 5 0	191 5 0
1838										
3632	Sept'r	3 P. McCosquodale.....	do	east half	2	1	100 10 0	100 0 0	0 0 0	100 0 0
1839										
3683	Jan'y	3 Archibald McIntyre.....	do	south half	8	3	100 7 6	300 0 0	37 10 0	262 90 0
3698	Feb'y	14 John Campbell.....	do	12	1	200 7 6	200 0 0	15 0 0	185 0 0
3723	March	8 John Munro.....	do	east half	2	3	100 7 6	300 0 0	11 5 0	288 5 0
3726	13 Alexander Ferguson.....	do	west half	2	5	100 6 3	500 0 0	6 5 0	493 5 0
3727	Angus Ferguson.....	do	east half	2	5	100 5 0	500 0 0	7 10 0	492 90 0
1840										
3881	Jan'y	17 Duncan Campbell.....	do	north half	8	3	100 7 6	300 0 0	3 15 0	296 85 0
1841										
4091	Feb'y	22 Arch. Carmichael.....	do	west half	2	3	100 7 6	300 0 0	3 15 0	296 85 0
1829										
135	Dec'r	15 Edward McCall.....	Emly	north half	16	1	100 8 9	100 0 0	4 15 0	95 85 0
1830										
115	Jan'y	10 Samuel Cotman.....	do	north half	9	3	100 8 9	300 0 0	4 15 0	295 85 0
146	Chris. Marshall.....	do	south half	17	2	100 7 6	200 0 0	37 10 0	162 90 0
139	30 James McCarrall.....	do	north half	17	2	100 7 6	200 0 0	30 0 0	170 0 0
270	June	21 David Best.....	do	north half	9	1	100 8 9	100 0 0	3 15 0	96 85 0
334	Oct'r	16 Humphrey Finlay.....	do	south half	16	1	100 8 9	100 0 0	4 15 0	95 85 0
330	30 James Best.....	do	south half	9	1	100 8 9	100 0 0	4 15 0	95 85 0
1831										
467	Feb'y	21 Charles Cotter.....	do	west half	16	5	100 10 0	500 0 0	35 0 0	465 0 0
479	25 Richard Carew.....	do	south half	17	4	100 10 0	400 0 0	20 0 0	380 0 0
1832										
799	August	30 John Elliott.....	do	south half	9	3	100 10 0	300 0 0	50 0 0	250 0 0
843	Oct'r	23 John Mills.....	do	north half	17	1	100 8 9	100 0 0	1 7 6	98 11 0
1833										
1236	August	9 Michael Lehone.....	do	east half	16	9	100 10 0	900 0 0	5 0 0	895 0 0
1268	Sept'r	10 Samuel McGee.....	do	10	2	200 10 0	200 0 0	80 0 0	120 0 0
1312	Oct'r	4 Andrew Jameson.....	do	south half	2	1	100 12 7	100 0 0	30 6 8	69 3 2
1313	do do.....	do	north half	2	1	100 12 11	100 0 0	19 7 6	80 2 2
1837										
2971	March	10 Thomas Jackson.....	do	south half	9	7	100 10 0	700 0 0	5 0 0	695 0 0
2972	Adam Jackson.....	do	north half	9	7	100 10 0	700 0 0	5 0 0	695 0 0
3183	July	25 John Doherty.....	do	south half	9	13	100 10 0	1300 0 0	5 0 0	1295 0 0
3184	Patrick Dwyer.....	do	north half	9	13	100 10 0	1300 0 0	5 0 0	1295 0 0
3333	Sept'r	26 Patrick Connell.....	do	south half	16	11	100 10 0	1100 0 0	5 0 0	1095 0 0
3416	Nov'r	13 Patrick Mallon.....	do	south half	16	13	100 10 0	1300 0 0	5 0 0	1295 0 0
3417	Edward Marsh.....	do	south half	2	13	100 10 0	1300 0 0	5 0 0	1295 0 0
1838										
3347	April	16 Maurice Lane.....	do	east half	2	9	100 10 0	900 0 0	5 0 0	895 0 0
1839										
3751	April	2 Bernard Gillies.....	do	22	14	200 10 0	1400 0 0	10 0 0	1390 0 0
1831										
475	Feb'y	25 Bart. Sullivan.....	Ennismore	south half	9	5	100 10 0	500 0 0	5 0 0	495 0 0
1832										
707	March	22 William Scollard.....	do	north half	9	5	100 10 0	500 0 0	5 0 0	495 0 0
1833										
1255	August	29 Daniel Foley.....	do	10	4	144 10 0	576 0 0	7 4 0	568 6 0
1837										
2973	March	10 Henry Burns.....	do	south half	9	7	100 10 0	700 0 0	5 0 0	695 0 0
2974	Daniel Purcell.....	do	north half	9	7	100 10 0	700 0 0	5 0 0	695 0 0
3334	Sept'r	20 W. Shanahan.....	do	north half	3	2	100 10 0	200 0 0	5 0 0	195 0 0
3411	Oct'r	28 M. Hennessy.....	do	south half	3	6	100 10 0	600 0 0	5 0 0	595 0 0
3448	Nov'r	13 J. Shanahan.....	do	north half	3	4	100 10 0	400 0 0	5 0 0	395 0 0
3449	J. Hennessy.....	do	north half	2	1	100 10 0	100 0 0	5 0 0	95 0 0
1838										
3639	Sept'r	17 William Geny.....	do	south half	2	3	100 10 0	300 0 0	5 0 0	295 0 0
1839										
3826	July	20 T. & M. Cardigan.....	do	north half	3	5	100 10 0	500 0 0	5 0 0	495 0 0

Amount of Prin-
cipal remaining
Aug. 30th
June, 1841.

£	s.	d.
46	10	0
62	5	0
43	0	0
43	0	0
0	0	0
15	0	0
18	15	0
26	5	0
19	5	0
15	0	0
0	0	0
60	0	0
26	5	0
25	0	0
17	10	0
33	15	0
33	15	0
0	0	0
0	0	0
0	0	0
7	10	0
0	0	0
0	0	0
0	0	0
15	0	0
30	0	0
0	0	0
39	7	6
45	0	0
20	0	0
12	11	8
15	4	2
45	0	0
45	0	0
45	0	0
45	0	0
45	0	0
45	0	0
45	0	0
45	0	0
45	0	0
90	0	0
45	0	0
45	0	0
64	16	0
45	0	0
45	0	0
45	0	0
45	0	0
45	0	0
45	0	0
45	0	0
15	0	0

COLBORNE DISTRICT--CONTINUED.

No. of Sale	Date of Sale	Name of the Purchaser	Township	Lot	Con.	Acres	Price per Acre	Total amount of Sale	Amount of Principal Paid	Amount of Principal remaining unpaid June 1st 1911
						S. d.	£ s. d.	£ s. d.	£ s. d.	£ s. d.
	1833									
1086	March	27 James Wallace	Fenelon	23	9	148 10 0	71 0 0	22 4 0	24 16 0
1192	July	11 Earl of Montcashel	do	31	11	88 10 0	41 0 0	8 16 0	35 4 0
1274	Sept'r	12 John Langton	do	15	11	126 10 3	64 11 6	19 7 6	45 4 0
1366	Nov'r	13 Francis Dobbs	do	23	7	191 10 0	95 10 0	40 18 2	54 11 10
	1834									
1598	April	26 Alex. McAndrew	do	8	11	84 10 0	42 0 0	4 4 0	37 16 0
	1836									
2532	August	19 George Irwin	do	west part	23	11	100 10 0	50 0 0	50 0 0	0 0 0
	1837									
3010	March	30 R. Denistown	do	west part	27	8	29 10 0	14 10 0	14 10 0	0 0 0
	1833									
1265	Sept'r	10 Henry Duffield	Harvey	west half	12	13	100 10 3	51 5 0	5 2 6	46 2 6
1266	Henry Duffield	do	east half	12	13	100 10 4	50 8 1	5 0 10	45 7 6
1330	Oct'r	12 Ralph Evans	do	east half	6	11	100 12 0	60 0 0	6 0 0	54 0 0
1331	Ralph Evans	do	west half	6	11	100 11 3	56 5 0	5 12 6	50 12 6
1403	Dec'r	17 J. B. Crowe	do	20	17	192 10 0	96 0 0	28 16 0	67 4 0
	1834									
1441	Jan'y	18 Thomas Armstrong	do	8	14	200 10 0	100 0 0	100 0 0	0 0 0
1412	Richard Lambert	do	6	13	200 10 0	100 0 0	10 0 0	90 0 0
	1836									
2307	Jan'y	11 R. P. Madge	do	8	12	75 10 0	37 10 0	18 15 0	18 15 0
	1833									
1314	Oct'r	4 Donald McTaggart	Mariposa	south half	17	12	100 10 0	50 0 0	5 0 0	45 0 0
	1834									
1689	August	5 Moses Dandis	do	22	8	200 11 0	110 0 0	22 0 0	88 0 0
	1835									
2005	June	16 Joseph Rogers	do	east half	16	5	100 10 0	50 0 0	10 0 0	40 0 0
2006	H. Haight	do	west half	16	5	100 10 0	50 0 0	10 0 0	40 0 0
2007	Joseph B. Pearson	do	16	9	200 10 0	100 0 0	10 0 0	90 0 0
2008	Henry Bunnell	do	17	6	200 10 0	100 0 0	30 0 0	70 0 0
2009	Moses Bunnell	do	16	7	200 10 0	100 0 0	20 0 0	80 0 0
2044	July	11 William Wallace	do	south half	10	4	100 10 0	50 0 0	5 0 0	45 0 0
2045	William Wallace	do	north half	10	4	100 10 2	50 16 8	5 1 8	45 15 0
2191	Sept'r	23 John Haight	do	16	3	200 10 0	100 0 0	10 0 0	90 0 0
	1836									
2537	August	20 H. Haight	do	17	3	200 10 0	100 0 0	10 0 0	90 0 0
	1837									
3072	May	19 William Webster	do	22	6	200 16 0	160 0 0	16 0 0	144 0 0
3386	Oct'r	19 Alex. McDougall	do	north half	2	13	100 10 0	50 0 0	15 0 0	35 0 0
	1839									
3716	March	4 John Campbell	do	north half	10	14	100 7 6	37 10 0	26 5 0	11 5 0
3822	July	18 A. McTaggart	do	west half	17	12	100 10 0	50 0 0	5 0 0	45 0 0
	1840									
3961	June	24 Arch. McDonald	do	2	9	200 7 6	75 0 0	20 0 0	55 0 0
	1841									
4089	Feb'y	11 L. Davidson	do	south half	2	13	100 5 0	25 0 0	2 10 0	22 10 0
	1829									
3	Feb'y	9 Robert Thompson	Monaghan	east half	3	11	100 8 9	43 15 0	13 15 0	0 0 0
33	John Rea	do	west half	3	11	100 8 9	43 15 0	13 15 0	0 0 0
46	March	7 William Fowler	do	south half	2	12	100 8 9	43 15 0	13 15 0	0 0 0
	1830									
254	May	31 John Cantwell	do	10	13	200 10 0	100 0 0	100 0 0	0 0 0
229	June	9 Thomas Wilson	do	south half	2	10	100 10 0	50 0 0	20 0 0	30 0 0
	1831	Francis Beavis	do	north half	2	10	100 10 0	50 0 0	50 0 0	0 0 0
435	Feb'y	12 Robert Laing	do	2	8	200 19 0	100 0 0	0 0 0	30 0 0
452	James Charles	do	9	12	200 10 0	100 0 0	10 0 0	90 0 0
477	William Lyde	do	3	13	200 10 0	100 0 0	50 0 0	50 0 0
	1834									
1615	June	10 William Fauler	do	north half	2	12	100 10 0	50 0 0	50 0 0	0 0 0
	1839									
3687	Jan'y	12 David Ferguson	do	north half	3	9	100 15 0	75 0 0	7 10 0	67 10 0
	1832									
911	Nov'r	27 James Cunningham	Ops	east half	12	6	100 10 0	50 0 0	5 0 0	45 0 0
917	Dec'r	3 Pat. Cunningham	do	west half	12	4	100 10 0	50 0 0	5 0 0	45 0 0
918	Robert Armstrong	do	east half	15	5	100 10 0	50 0 0	5 0 0	45 0 0
	1833									
947	Jan'y	2 Michael McCabe	do	west half	15	7	100 10 0	50 0 0	15 0 0	35 0 0
1264	Sept'r	10 Peter McCabe	do	east half	12	10	100 19 2	50 16 8	15 5 0	35 11 8
1317	Oct'r	8 William Canley	do	west half	20	2	100 13 0	50 0 0	5 0 0	45 0 0
1318	William Graham	do	east half	20	2	100 16 0	50 0 0	5 0 0	45 0 0
	1834									
1688	August	5 Peter Farley	do	west half	12	8	100 10 0	50 0 0	5 0 0	45 0 0

Amount of Prin-
cipal remaining
 unpaid 30th
 June, 1911

£	s	d.
54	16	0
35	4	0
45	4	0
54	11	10
37	16	0
0	0	0
0	0	0
46	2	6
45	7	6
54	0	0
50	12	6
67	4	0
0	0	0
90	0	0
18	15	0
45	0	0
88	0	0
49	0	0
40	0	0
90	0	0
70	0	0
80	0	0
45	0	0
45	15	0
90	0	0
90	0	0
144	0	0
35	0	0
11	5	0
45	0	0
55	0	0
22	10	0
0	0	0
0	0	0
0	0	0
0	0	0
30	0	0
0	0	0
40	0	0
90	0	0
50	0	0
0	0	0
67	10	0
45	0	0
45	0	0
45	0	0
35	0	0
35	11	8
45	0	0
45	0	0
45	0	0

COLBORNE DISTRICT—CONTINUED.

No. of Sale	Date of Sale	Name of the Purchaser	Township	Lot	Con.	Acres	Price per Acre	Total amount of Sale.	Amount of Principal Paid	Amount of Principal remaining on 1st Jan., 1911
1835										
2043	July	11 J. Towhy	Ops	west half	27	4	100 10 0	50 0 0	5 0 0	45 0 0
2046	Robert Wade	do	east half	2	9	100 10 0	50 0 0	5 0 0	45 0 0
1836										
2341	Feb.	19 G. S. Boulton	do	east half	27	2	100 11 0	55 0 0	5 10 0	49 10 0
2342	do	west half	27	2	100 10 0	50 0 0	5 0 0	45 0 0
1837										
3330	Sept'r	20 Patrick McKeoghlan	do	east half	8	1	100 10 0	50 0 0	5 0 0	45 0 0
3331	J. Reardon	do	west half	12	2	100 10 0	50 0 0	5 0 0	45 0 0
3332	Corn. Callaghan	do	east half	12	2	100 10 0	50 0 0	5 0 0	45 0 0
1839										
17	Jan'y	21 P. McFarlane	Otonabee	west half	12	8	100 11 3	56 5 0	5 5 0	0 0 0
26	Feb'y	2 William Whitla	do	27	12	200 11 3	112 10 0	11 5 0	101 5 0
1830										
147	Jan'y	16 W. Emerson	do	31	11	200 6 3	62 10 0	6 2 0	0 0 0
305	August	20 William Cleary	do	north half	25	11	100 8 9	43 15 0	35 0 0	8 15 0
306	Thomas Condon	do	south half	25	11	100 8 9	43 15 0	43 15 0	0 0 0
1831										
403	Jan'y	22 James Handlaw	do	31	9	200 10 0	100 0 0	10 0 0	90 0 0
437	Feb'y	12 George Howson	do	east half	12	10	100 10 0	50 0 0	50 0 0	0 0 0
441	14 Alexander Spears	do	west half	20	4	100 10 0	50 0 0	25 0 0	25 0 0
442	15 William Nelson	do	east half	20	4	100 10 0	50 0 0	50 0 0	0 0 0
446	Robert Weir	do	20	6	200 10 0	100 0 0	60 0 0	40 0 0
451	17 Hugh Beckett	do	east half	27	2	100 10 0	50 0 0	20 0 0	30 0 0
454	18 Hutchinson Fife	do	west half	27	2	100 10 0	50 0 0	50 0 0	0 0 0
463	21 H. Higginbotham	do	25	13	200 10 0	100 0 0	100 0 0	0 0 0
464	Andrew Lamer	do	31	3	200 10 0	100 0 0	10 0 0	90 0 0
465	P. Hallahan	do	east half	20	10	100 10 0	50 0 0	50 0 0	0 0 0
466	John Bevis	do	west half	20	10	100 10 0	50 0 0	30 0 0	20 0 0
468	Duncan Cormie	do	east half	15	7	100 10 0	50 0 0	50 0 0	0 0 0
583	Nov'y	18 Wm Morgan	do	south half	15	11	100 8 9	43 15 0	21 17 6	21 17 6
584	22 Thomas Crowley	do	20	14	200 10 0	100 0 0	20 0 0	80 0 0
1832										
748	May	8 John McManis	do	west half	12	10	100 13 0	65 0 0	13 0 0	52 0 0
750	9 Charles Rubidge	do	12	12	100 10 0	95 0 0	19 0 0	76 0 0
913	Nov'y	28 George Kent	do	west half	8	11	100 10 0	50 0 0	5 0 0	45 0 0
1833										
1035	Feb'y	23 W. Richey	do	25	7	200 10 0	100 0 0	100 0 0	0 0 0
1078	March	20 John Sargeant	do	east half	27	10	100 10 0	50 0 0	10 0 0	40 0 0
1143	May	21 James Wallace	do	west half	15	15	100 10 0	50 0 0	10 0 0	40 0 0
1256	August	31 Timothy Crowley	do	east half	15	15	100 10 0	50 0 0	10 0 0	40 0 0
1406	Dec'y	18 James Armstrong	do	25	5	200 15 0	150 0 0	15 0 0	105 0 0
1406	Dec'y	18 Patrick Dopre	do	north half	15	11	100 10 0	50 0 0	50 0 0	0 0 0
1834										
1432	Jan'y	11 C. J. Baldwin	do	12	18	23 10 0	11 10 0	11 10 0	0 0 0
1594	April	19 Patrick Crowley	do	west half	15	15	100 10 0	50 0 0	10 0 0	40 0 0
1830	Nov'y	19 R. Birdsall	do	15	1	200 10 0	100 0 0	20 0 0	80 0 0
1835										
1916	Feb'y	21 J. Blizzard, jun.	do	20	2	200 10 0	100 0 0	60 0 0	40 0 0
2190	Sept'r	23 J. Cassidy	do	west half	8	9	100 10 0	50 0 0	5 0 0	45 0 0
2271	Nov'y	19 P. Gillespie	do	east half	15	3	100 10 0	50 0 0	5 0 0	45 0 0
2272	Robert Wood	do	west half	15	3	100 10 0	50 0 0	20 0 0	30 0 0
1836										
2350	Feb'y	10 James Foley	do	12	4	200 10 0	100 0 0	40 0 0	60 0 0
3794	Dec'y	20 Eliz. Drummond	do	east half	12	8	100 10 0	50 0 0	15 0 0	35 0 0
1837										
3338	Sept'r	20 Thomas Evans	do	east half	27	4	100 10 0	50 0 0	5 0 0	45 0 0
1838										
3622	August	11 P. J. Elmhist	do	25	3	200 10 0	100 0 0	36 0 0	70 0 0
1839										
3856	Oct'r	16 James Cameron	do	25	1	200 11 3	112 10 0	11 5 0	101 5 0
1840										
3937	June	22 Nathaniel Reed	do	31	5	200 10 0	100 0 0	10 0 0	0 0 0
1839										
93	May	11 Patrick Tobin	Smith	west half	9	1	100 8 9	43 15 0	39 7 6	3 7 3
134	Dec'r	15 D. Driscoll	do	east half	9	1	100 8 9	43 15 0	43 15 0	0 0 0
1830										
231	April	12 Thomas Fitzgerald	do	south half	17	6	100 10 0	50 0 0	50 0 0	0 0 0
1831										
414	Feb'y	1 Thomas Bolster	do	west half	9	4	100 10 0	50 0 0	25 0 0	25 0 0
430	11 James Harvey	do	east half	16	3	100 10 0	50 0 0	50 0 0	0 0 0
431	Robert McKeo	do	14	5	185 40 0	92 10 0	37 0 0	55 10 0
432	12 John Morrison	do	10	4	107 10 0	53 10 0	10 14 0	42 16 0
434	Ralph Tully	do	2	3	200 10 0	100 0 0	60 0 0	40 0 0

Amount of Principal remaining May 1st 1911 June 1st 1911
4 8 0
45 0 0
45 0 0
49 10 0
45 0 0
45 0 0
45 0 0
45 0 0
0 0 0
101 3 0
0 0 0
8 15 0
0 0 0
90 0 0
0 0 0
25 0 0
0 0 0
40 0 0
30 0 0
0 0 0
0 0 0
90 0 0
0 0 0
20 0 0
0 0 0
21 17 6
80 0 0
52 0 0
76 0 0
45 0 0
0 0 0
0 0 0
30 0 0
30 0 0
105 0 0
0 0 0
0 0 0
40 0 0
80 0 0
40 0 0
45 0 0
45 0 0
30 0 0
60 0 0
35 0 0
45 0 0
70 0 0
101 3 0
4 7 3
0 0 0
0 0 0
25 0 0
0 0 0
55 10 0
42 16 0
40 0 0

COLBORNE DISTRICT—CONTINUED.

No. of Sale	Date of Sale	Name of the Purchaser.	Coship	Lot.	Con.	Acres	Price per Acre	Total Amount of Sale	Amount of Principal paid.	Amount of Principal remaining unpaid, 30th June, 1841.
							£ s. d.	£ s. d.	£ s. d.	£ s. d.
1831										
436	Feb'y	12 Robert Ireton	Smith	7		4 200 10	0	100 0 0	80 0 0	20 0 0
439	14 T. Robertson	do	16		7 200 10	0	100 0 0	40 0 0	60 0 0
443	15 John Elliott	do	16	west half	3 100 10	0	50 0 0	50 0 0	0 0 0
444	Robert Johnson	do	26	east half	7 100 10	0	50 0 0	50 0 0	0 0 0
449	17 Alex. McGregor	do	9	east half	4 100 10	0	50 0 0	10 0 0	40 0 0
476	23 David Ray	do	26	west half	7 100 10	0	50 0 0	45 0 0	5 0 0
1833										
1145	May	22 James Donnelly, jun.	do	22		6 200 10	0	100 0 0	40 0 0	60 0 0
1276	Sept'r	12 James Smith	do	17	north half	6 100 10	0	50 0 0	25 0 0	25 0 0
1401	Dec'r	16 Francis Young	do	39		12 90 10	0	15 0 0	4 10 0	40 10 0
1834										
1429	Jan'y	10 John Morrison	do	6		3 200 10	0	100 0 0	10 0 0	90 0 0
1662	July	9 G. T. Griffin	do	26		13 200 10	0	100 0 0	100 0 0	0 0 0
1835										
1869	Jan'y	21 Samuel McKee	do	22	south half	12 100 12	6	62 10 0	43 15 0	18 15 0
1836										
2536	August	19 James Carney	do	32	east part	14 100 10	0	50 0 0	5 0 0	45 0 0
1839										
3763	May	2 Francis Ficeborn	do	26		11 200 10	0	100 0 0	20 0 0	80 0 0
3816	July	11 William Thomas	do	22		8 200 6	3	62 10 0	12 10 0	50 0 0
1840										
4015	Sept'h	7 William McKee	do	22	north half	12 100 10	0	50 0 0	10 0 0	40 0 0
1833										
1191	July	11 Earl of Mounteshel	Verulam	31		1 200 10	0	100 0 0	20 0 0	80 0 0
1222	August	5 John Sawers	do	15		9 108 10	0	54 0 0	54 0 0	0 0 0
1246	27 James Thomson	do	13		3 200 10	0	100 0 0	10 0 0	90 0 0
1247	B. Mitchell	do	21		8 200 10	0	100 0 0	10 0 0	90 0 0
1275	Sept'r	12 John Langton	do	15		1 200 11	4	113 15 0	11 7 6	102 7 6
1284	14	do	6		2 200 10	4	103 15 0	10 7 6	93 7 6
1285	A. McAndrew	do	8	west part	1 84 15	6	65 2 0	6 10 2	58 11 10
1286	do	do	8	east part	1 100 16	0	80 0 0	8 0 0	72 0 0
1319	Oct'y	8 James Thomson	do	8		9 200 10	0	100 0 0	10 0 0	90 0 0
1408	Dec'r	19 Richard Athill	do	20		2 200 10	1	100 16 8	10 1 8	90 15 0
1837										
2976	March	10 M. Corbitt	do	6	west half	6 100 10	0	50 0 0	5 0 0	45 0 0
3090	May	26 F. R. Foote	do	6		4 200 10	0	100 0 0	10 0 0	90 0 0
3122	June	27 Mossom Boyd	do	12		10 175 10	0	87 10 0	8 15 0	78 15 0
1839										
3840	August	22 M. R. Jones	do	12		8 200 10	0	100 0 0	100 0 0	0 0 0

SUMMARY.

	Acres	Total Amount of Sale	Amount of Principal Paid	Amount of Principal remaining unpaid, 30th June, 1841.
		£ s. d.	£ s. d.	£ s. d.
1—Asphodel	1585	775 0 0	212 5 0	562 15 0
2—Belmont	200	100 0 0	15 0 0	85 0 0
3—Dooro	3420	1657 10 0	622 15 0	1034 15 0
4—Dummer	2800	1379 3 4	400 15 10	978 7 6
5—Eldon	1300	483 15 0	163 5 0	320 10 0
6—Ennily	2600	1265 0 0	600 6 8	664 13 4
7—Ennismore	1144	372 0 0	57 4 0	514 16 0
8—Fenelon	766	384 11 6	159 19 8	224 11 10
9—Harvey	1067	551 8 4	179 6 10	372 1 6
10—Mariposa	2500	1258 6 8	221 16 8	1036 10 0
11—Monglian	1500	756 5 0	478 15 0	277 10 0
12—Ops	1500	755 16 8	95 15 0	660 1 8
13—Otonabee	5613	2846 10 0	1269 7 6	1576 2 6
14—Smith	3282	1603 70 0	861 3 0	741 18 6
15—Verulam	2367	1254 18 8	274 0 0	980 16 10
Total	31641	15613 15 2	5605 6 0	10040 9 8

Amount of Principal remaining unpaid, 30th June, 1841.

£	s.	d.
29	0	0
60	0	0
0	0	0
0	0	0
40	0	0
5	0	0
60	0	0
25	0	0
40	10	0
90	0	0
0	0	0
18	15	0
45	0	0
80	0	0
50	0	0
40	0	0
80	0	0
0	0	0
90	0	0
90	0	0
102	7	6
93	7	6
38	11	10
72	0	0
90	0	0
90	15	0
15	0	0
90	0	0
78	15	0
0	0	0

Amount of Principal remaining unpaid, 30th June, 1841.

£	s.	d.
562	15	0
85	0	0
1034	15	0
978	7	6
320	10	0
664	13	4
514	16	0
224	11	10
372	1	6
10	0	0
10	0	0
10	0	0
10	1	8
10	2	6
41	18	6
80	16	10
10040	9	8

HOME DISTRICT.

No. of Sale	Date of Sale	Name of the Purchaser	Township	Lot	Con.	Acres	Price per Acre	Total amount of Sale,		Amount of Principal paid		Amount of Principal remaining unpaid, 30th June, 1911	
								£	s. d.	£	s. d.	£	s. d.
	1833												
1167	June	24 Eleanor Kelly.....	Adjala	east half	12	4	100 10 0	50 0 0	40 0 0	10 0 0	0	0	0
1243	August	20 Edward Malone ...	do	15	7	200 10 0	100 0 0	10 0 0	90 0 0	0	0	0
	1834												
1781	Oct'r	3 James Kenedy	do	west half	12	4	100 10 0	50 0 0	15 0 0	35 0 0	0	0	0
	1836												
2437	July	12 William Atkinson..	do	2	1	200 10 0	100 0 0	10 0 0	90 0 0	0	0	0
2327	August	17 John Summeville ..	do	18	1	200 10 0	100 0 0	20 0 0	80 0 0	0	0	0
2370	Sept'r	13 Edward Thompson..	do	31	1	200 12 0	120 0 0	12 0 0	108 0 0	0	0	0
	1837												
2848	Feb'y	4 Michael Connor ...	do	north half	15	5	100 11 0	55 0 0	5 10 0	49 10 0	0	0	0
3139	July	13 Hugh Ferguson....	do	west half	31	5	100 10 0	50 0 0	10 0 0	40 0 0	0	0	0
	1839												
3708	Feb'y	21 Hamilton Tremble ..	do	west half	31	3	100 10 0	50 0 0	15 0 0	35 0 0	0	0	0
	1832												
934	Dec'r	14 Right Rev. A. Mc- Donell and others	Albion	west half	31	1	100 10 0	50 0 0	5 0 0	45 0 0	0	0	0
	1834												
1744	Sept'r	19 John McKeay ...	do	east half	8	5	100 12 6	62 10 0	6 5 0	56 5 0	0	0	0
1772	29 Michael Henry....	do	15	3	200 12 6	125 0 0	12 10 0	112 10 0	0	0	0
1773 Michael Henry....	do	west half	8	5	100 12 6	62 10 0	6 5 0	56 5 0	0	0	0
	1836												
2365	April	7 Thomas Bowes....	do	east half	12	8	100 14 0	65 0 0	32 10 0	32 10 0	0	0	0
2643	Oct'r	12 James Horan.....	do	east half	25	9	100 10 0	50 0 0	5 0 0	45 0 0	0	0	0
2711	Nov'r	5 Wilson Hunter.....	do	broken	2	7	45 12 6	28 2 6	2 16 3	25 6 3	0	0	0
2743	19 Robert Thomas ...	do	west half	25	1	100 10 0	50 0 0	5 0 0	45 0 0	0	0	0
	1837												
2846	Jan'y	31 Lovo Newlove	do	12	4	200 13 9	137 10 0	13 15 0	123 15 0	0	0	0
2954	March	4 Charles Bolton....	do	8	7	200 11 0	110 0 0	11 0 0	99 0 0	0	0	0
2955	6 George Godbold....	do	15	9	130 9 0	63 0 0	63 0 0	0 0 0	0	0	0
2956 John Kerns.....	do	east half	27	2	100 10 0	50 0 0	5 0 0	45 0 0	0	0	0
2957 Rans. Van Norman..	do	west half	27	2	100 10 0	50 0 0	5 0 0	45 0 0	0	0	0
3077	May	20 Robert Crawford ..	do	east half	33	2	100 10 0	50 0 0	25 0 0	25 0 0	0	0	0
3131	July	5 Edward Stinson, sen.	do	west half	33	2	100 10 0	50 0 0	5 0 0	45 0 0	0	0	0
3133	6 Henry Taylor.....	do	west half	25	5	100 5 0	25 0 0	7 10 0	17 10 0	0	0	0
3445	Nov'r	10 James Carless....	do	37	3	25 13 0	16 5 0	1 12 6	14 12 6	0	0	0
3480	Dec'r	2 Simon Kerns.....	do	S. W. 1/4	25	4	50 10 0	25 0 0	5 0 0	20 0 0	0	0	0
	1833 Denis Carty.....	do	S. E. 1/4	25	4	50 10 0	25 0 0	5 0 0	20 0 0	0	0	0
3559	May	1 John Vance.....	do	east half	31	1	100 10 0	50 0 0	5 0 0	45 0 0	0	0	0
	1839												
3746	April	13 Frederic Nixon....	do	west half	8	3	100 11 6	57 10 0	17 5 0	40 5 0	0	0	0
	1840												
3920	April	9 William Horace ...	do	east half	27	4	100 7 6	37 10 0	3 15 0	33 15 0	0	0	0
3933	June	15 William Proudfoot ..	do	west half	12	8	100 11 3	56 5 0	56 5 0	0 0 0	0	0	0
3968	July	7 William Proudfoot ..	do	west half	12	2	100 8 9	43 15 0	43 15 0	0 0 0	0	0	0
4049	Oct'r	13 Patrick McCort....	do	2	5	200 12 6	125 0 0	25 0 0	100 0 0	0	0	0
	1841												
4081	Jan'y	29 John & M. Horan..	do	east half	27	6	100 7 6	37 10 0	3 15 0	33 15 0	0	0	0
	1833												
1321	Oct'r	10 Michael Walker....	Brock	9	9	200 12 6	125 0 0	25 0 0	100 0 0	0	0	0
	1834												
1732	Sept'r	12 Francis Jackson ...	do	north half	10	10	100 12 6	62 10 0	18 15 0	43 15 0	0	0	0
1762	25 John Wetherall....	do	south half	10	10	100 12 6	62 10 0	6 5 0	56 5 0	0	0	0
	1836												
2388	June	14 Richard Shier.....	do	north half	3	8	100 10 0	50 0 0	15 0 0	35 0 0	0	0	0
2372	Sept'r	15 Thomas Smith....	do	east half	9	5	100 11 3	56 5 0	5 12 6	50 12 6	0	0	0
2378	26 Philip St. John....	do	3	10	200 10 0	100 0 0	100 0 0	0 0 0	0	0	0
2626	Oct'r	6 Charles Ruttle....	do	south half	2	9	100 10 0	50 0 0	15 0 0	35 0 0	0	0	0
	1837												
2847	Feb'y	4 John Shire.....	do	3	4	200 10 0	100 0 0	10 0 0	90 0 0	0	0	0
2911	6 George Taylor.....	do	west half	10	12	100 10 0	50 0 0	5 0 0	45 0 0	0	0	0
2994	March	18 P. Ryckmann....	do	south half	3	8	100 10 0	50 0 0	7 0 0	43 0 0	0	0	0
3157	July	20 Leonard Shawfelt..	do	west half	9	5	100 12 6	62 10 0	6 5 0	56 5 0	0	0	0
3366	Oct'r	4 John Shier, sen....	do	2	5	200 7 6	75 0 0	22 10 0	52 10 0	0	0	0
3470	Nov'r	27 James Longmoor ..	do	north half	2	9	100 12 6	62 10 0	6 5 0	56 5 0	0	0	0
3471 John McNeal....	do	south half	17	4	100 10 0	50 0 0	20 0 0	30 0 0	0	0	0
	1838												
3560	May	1 William Taylor ...	do	9	7	200 13 6	135 0 0	13 10 0	121 10 0	0	0	0
	1839												
3794	March	22 James Creighton ..	do	17	12	200 5 0	50 0 0	5 0 0	45 0 0	0	0	0
3735	23 Tho's Jackson, sen.	do	west half	9	11	100 7 6	37 10 0	3 15 0	33 15 0	0	0	0
3805	June	21 Duncan McKinnon..	do	17	10	200 7 6	75 0 0	15 0 0	60 0 0	0	0	0
3808	28 Arch. McPhadden ..	do	north half	17	6	100 6 3	31 5 0	6 5 0	25 0 0	0	0	0
	1840												
3904	Feb'y	8 William Glover....	do	22	14	200 5 0	50 0 0	5 0 0	45 0 0	0	0	0

Amount of Princi-
pal remaining
 unpaid, 9th
 June, 1811

£	s.	d.
10	0	0
90	0	0
35	0	0
90	0	0
80	0	0
08	0	0
49	10	0
40	0	0
35	0	0
45	0	0
56	5	0
12	10	0
56	5	0
32	10	0
45	0	0
23	6	3
45	0	0
23	15	0
99	0	0
0	0	0
45	0	0
45	0	0
23	0	0
45	0	0
17	10	0
14	12	6
20	0	0
20	0	0
45	0	0
40	5	0
33	15	0
0	0	0
0	0	0
00	0	0
33	15	0
00	0	0
43	15	0
56	5	0
35	0	0
50	12	6
0	0	0
35	0	0
90	0	0
45	0	0
45	0	0
56	5	0
92	10	0
56	5	0
30	0	0
21	10	0
45	0	0
33	15	0
60	0	0
25	0	0
45	0	0

HOME DISTRICT—CONTINUED.

No. of Sale	Date of Sale	Name of the Purchaser	Township	Lot	Con.	Acres	Price per Acre	Total Amount of Sale	Amount of Princ. paid	Am- ount of Princ. remaining unpaid (See June, 1891)
							£ s. d.	£ s. d.	£ s. d.	£ s. d.
	1830									
4007	August 1841	19 George St. John	Brock	east half		1 7 6	37 10 0	3 15 0	33 15 0	0
4096	April 1834	23 William Taylor	do	one		100 5 0	25 0 0	2 10 0	22 10 0	0
1763	Sept'r 1837	25 Robert Jex	Caledon	west half	8	5 100 10 0	50 0 0	5 0 0	45 0 0	0
1815	Nov'r 1837	6 Angus Fletcher	do	W. H. S.		6 200 15 0	150 0 0	90 0 0	60 0 0	0
2948	March 1834	3 Jackson Potter	do	S. E. half	20	6 100 10 0	50 0 0	10 0 0	40 0 0	0
2949	do	Thomas Brett	do	N. W. half	20	6 100 10 0	50 0 0	5 0 0	45 0 0	0
3029	April 1834	28 John Judge	do	W. 1/2 E. H. S.		4 100 10 0	50 0 0	10 0 0	40 0 0	0
3068	May 1834	18 John McCartney	do	east half	25	5 100 13 0	65 0 0	6 40 0	58 10 0	0
3117	June 1834	22 John Nunn	do	W. 1/2 W. H. S.		2 100 13 0	65 0 0	68 15 0	0 0 0	0
3134	July 1834	6 Alexander Clunes	do	E. 1/2 W. H. S.		2 100 13 0	68 15 0	55 0 0	13 15 0	0
3469	Nov'r 1833	24 Charles McDonell	do	E. 1/2 E. H. S.		4 100 10 0	50 0 0	5 0 0	45 0 0	0
3525	March 1839	2 George Hearty	do	E. 1/2 E. H. S.		1 100 10 0	50 0 0	5 0 0	45 0 0	0
3873	Dec'r 1840	6 Robert Raeborn	do	east half	25	1 100 10 0	50 0 0	5 0 0	45 0 0	0
3909	Feb'y 1840	19 David Horrigan	do	2 E. H. S.		5 200 10 0	100 0 0	10 0 0	90 0 0	0
4024	Sept'r 1830	22 Peter Gauevy	do	E. 1/2 E. H. S.		2 100 10 0	50 0 0	5 0 0	45 0 0	0
4026	do	Alex. McLaughlin	do	E. 1/2 W. H. S.		6 100 15 0	75 0 0	52 10 0	22 10 0	0
367	Nov'r 1831	11 Ja's Hamilton, sen.	Chingaucousy	E. 1/2 E. C. R.		4 100 13 0	65 0 0	65 0 0	0 0 0	0
374	do	18 William Ewing	do	east half	19 1/2 E. C.					
	1831	Martin Morrison	do	west half		R 200 11 3	112 10 0	112 10 0	0 0 0	0
459	Feb'y 1831	19 Ja's Hamilton, jun.	do	W. 1/2 E. C. R.		4 100 13 0	65 0 0	58 10 0	6 10 0	0
503	March 1831	10 Robert Hamilton	do	5 E. C. R.		2 200 14 0	140 0 0	140 0 0	0 0 0	0
510	do	17 James Deacon	do	E. 1/2 E. C. R.		3 100 12 6	62 10 0	62 10 0	0 0 0	0
553	June 1832	20 William Nixon	do	E. 1/2 E. C. R.		5 100 13 0	65 0 0	19 10 0	45 10 0	0
747	May 1833	8 John Elliott	do	5 W. C. R.		1 200 15 0	150 0 0	150 0 0	0 0 0	0
1163	June 1833	18 William Kent	do	3		6 200 15 0	150 0 0	105 0 0	45 0 0	0
1261	July 1834	22 James Curry	do	10 W. C. R.		6 200 15 9	137 10 0	68 15 0	68 15 0	0
1667	July 1834	11 John Caesar	do	east half	32	3 100 18 0	90 0 0	27 0 0	63 0 0	0
		Edward Foster	do	west half	32	3 100 18 0	90 0 0	54 0 0	36 0 0	0
			do	E. H. S.						
1914	Feb'y 1837	23 Adam Grazier	do	W. 1/2 E. C. R.		6 100 12 6	62 10 0	18 15 0	43 15 0	0
2801	Jan'y 1837	4 Robert Cooke	do	E. 1/2 E. C. R.		6 100 12 6	62 10 0	6 5 0	56 5 0	0
		4 Henry Martin	do	N. E. 1/2	12					
			do	E. H. S.						
2849	Feb'y 1837	4 John Cartwright	do	25 E. H. S.		3 200 22 0	220 0 0	110 0 0	110 0 0	0
2926	do	14 Thady Ingoldsb'y	do	W. 1/2 E. H. S.		3 100 20 0	100 0 0	50 0 0	70 0 0	0
2967	March 1837	9 Robert Owens	do	east half	19	4 100 15 0	75 0 0	37 10 0	37 10 0	0
3025	April 1837	14 William Blackford	do	E. 1/2 E. H. S.		6 100 22 0	112 10 0	56 5 0	56 5 0	0
3032	May 1837	1 Joseph Cook	do	E. 1/2 W. H. S.		2 100 17 6	87 10 0	78 15 0	8 15 0	0
3069	do	19 Robert Smith	do	10 E. H. S.		1 200 16 6	165 0 0	33 0 0	132 0 0	0
3076	do	20 Samuel Gray	do	E. 1/2 E. H. S.		3 100 22 0	110 0 0	22 0 0	88 0 0	0
3133	July 1837	19 Peter McEntire	do	5 E. C. R.		6 195 20 0	195 0 0	19 10 0	175 10 0	0
3298	August 1838	31 William Sturrat	do	west half	3	3 100 12 6	62 10 0	18 15 0	43 15 0	0
3299	do	Andrew Sturrat	do	east half	3	3 100 12 6	62 10 0	18 15 0	43 15 0	0
3523	March 1838	2 Jacob Walker	do	F. 1/2 of S. 7						
3524	do	Arch. McGregor	do	W. 1/2 of N. 3						
	1839		do	R. 1/2 of N. 3	34 2 E. H. S.	50 10 0	50 0 0	2 10 0	22 10 0	0
			do	E. 1/2		50 0 0	2 0 0	2 10 0	22 10 0	0
3684	Jan'y 1839	4 William Wiggins	do	W. 1/2 E. H. S.		2 10 0	0 0 0	10 0 0	0 0 0	0
3685	do	N. VanVolkenburgh	do	S. E. 1/2 12 E. H. S.		2 50 6	15 0 0	1 17 6	16 17 6	0
3730	March 1839	16 Alexander Pentleton	do	F. 1/2 of N. E. 1/2 & R. 1/2 of S. W. 1/2 34 E. H. S.		2 100 10 0	50 0 0	5 0 0	45 0 0	0
3864	Nov'r 1840	8 Hugh Clarke	do	16 W. C. R.		4 200 11 3	112 10 0	33 15 0	78 15 0	0
3996	August 1840	13 Samuel Gamble	do	N. E. 1/2 12 W. H. S.		1 50 15 0	37 10 0	3 15 0	33 15 0	0
4006	do	19 John Vernon	do	east half	10	5 100 18 0	90 0 0	9 0 0	81 0 0	0
4010	do	20 John Scott	do	3 E. C. R.		1 200 15 0	150 0 0	45 0 0	105 0 0	0
4029	Sept'r 1840	23 Hugh Clark	do	S. E. half	12	5 100 15 0	75 0 0	22 10 0	52 10 0	0
			do	W. H. S.						

Am. of Prin-
cipal remaining
original with
June, 1941

£ s. d.
33 15 0
22 10 0
45 0 0
60 0 0
40 0 0
45 0 0
40 0 0
58 10 0
0 0 0
13 15 0
45 0 0
45 0 0
45 0 0
90 0 0
45 0 0
22 10 0
0 0 0
0 0 0
6 10 0
0 0 0
0 0 0
45 10 0
0 0 0
45 0 0
68 15 0
63 0 0
36 0 0
43 15 0
56 5 0
39 7 6
110 0 0
70 0 0
37 10 0
56 5 0
8 15 0
132 0 0
88 0 0
175 10 0
43 15 0
43 15 0
22 10 0
22 10 0
0 0 0
16 17 6
45 0 0
78 15 0
33 15 0
81 0 0
105 0 0
52 10 0

HOME DISTRICT - CONTINUED.

No. of Sale	Date of Sale	Name of the Purchaser	Township	Lot	Con.	Acres	Price per Acre	Total amount of Sale	Amount of Principal paid	Amount of Principal remaining unpaid, 30th June, 1911
						s. d.	£ s. d.	£ s. d.	£ s. d.	£ s. d.
	1841									
4077	Jan'y 1837	16 Francis Lundy	Chingacousy	10 E. C. R.		200	20 0 0	200 0 0	20 0 0	180 0 0
4085	Feb'y 1837	9 James Graham	do	E. ½ 16 W. C. R.		100	10 0 0	50 0 0	5 0 0	45 0 0
3017	April 1834	1 William Rees	Collingwood		26	5	50 10 0	25 0 0	2 10 0	22 10 0
1736	Sept'r 1837	16 William Stephenson	Essa	west half	8	1	100 10 0	50 0 0	25 0 0	25 0 0
3154	July 1837	19 John Stevens	do	west half	15	9	100 10 0	50 0 0	10 0 0	40 0 0
3186	25 William Irvine	do	east half	2	5	100 10 0	50 0 0	15 0 0	35 0 0
3190	26 John Turnbull	do	west half	6	2	100 10 0	50 0 0	5 0 0	45 0 0
3192	Robert Latimer	do	south half	2	3	100 10 0	50 0 0	5 0 0	45 0 0
3193	Alexander McCause	do	north half	2	3	100 10 0	50 0 0	5 0 0	45 0 0
	1838									
3551	April 1840	19 James Arnell	do	west half	2	5	100 10 0	50 0 0	5 0 0	45 0 0
3600	July 1840	18 John Stephens	do	east half	15	9	100 10 0	50 0 0	10 0 0	40 0 0
4036	Oct'r 1829	5 James Jack	do	west half	12	2	100 10 0	50 0 0	20 0 0	30 0 0
4037	William Jack	do	east half	12	2	100 10 0	50 0 0	20 0 0	30 0 0
	1829									
124	Oct'r 1830	14 Amasa Wilcox	Etiobiroku	8 & 9 block	16	A	200 17 6	175 0 0	87 10 0	87 10 0
126	Nov'r 1830	2 Thomas Falls	do	south half	18	Mer't 2	50 15 0	37 10 0	37 10 0	0 0 0
	1830									
255	June 1831	2 John McCarthy	do		16	C	26 16 3	21 2 6	2 2 3	19 0 3
300	August 1831	17 John Searlett	do		15	D	134 12 6	83 15 0	25 2 6	58 12 6
416	Feb'y 1833	2 Thomas Dawson	do		14	3	100 17 6	87 10 0	70 0 0	17 10 0
757	May 1833	25 Joseph Stonehouse	do		20	1	100 20 0	100 0 0	100 0 0	0 0 0
1190	April 1834	4 Andrew Bingham	do	north half	18	Mer't 2	50 18 9	46 17 6	23 8 9	23 8 9
1380	Nov'r 1834	26 Stanous Daniels	do	W. ½ 9 & 10 blk.	10	B	100 20 0	100 0 0	100 0 0	0 0 0
1397	Dec'r 1834	12 D. Murcheson	do	E. ½ 9 & 10	10	do	100 22 6	112 10 0	45 0 0	67 10 0
1601	May 1835	5 Stanous Daniels	do		7	B	100 20 0	100 0 0	10 0 0	90 0 0
1718	Sept'r 1835	4 Robert Greenhuthy	do		38	A	35 55 0	88 0 0	35 4 0	52 16 0
1968	April 1836	14 Tho's Montgomery	do		8	B	100 20 0	100 0 0	50 0 0	50 0 0
2369	April 1837	19 Charles Statesbury	do		11	B	100 17 6	87 10 0	8 15 0	78 15 0
2376	May 1837	20 James Russell	do		32	3	100 18 0	90 0 0	9 0 0	81 0 0
2815	Jan'y 1837	16 Peter Shaver	do	21 W. of blk'k	16	Mer't 1	100 23 6	117 10 0	82 5 0	35 5 0
3013	April 1838	1 Alexander Grary	do		16	2	100 25 0	125 0 0	125 0 0	0 0 0
3089	May 1838	26 John Moore	do		11	A	100 25 0	125 0 0	87 10 0	37 10 0
3556	April 1839	24 T. Montgomery	do		7	A	100 30 0	150 0 0	150 0 0	0 0 0
3582	June 1839	8 James Doyle	do		26	3	100 16 3	81 5 0	8 2 6	73 2 6
3697	Feb'y 1839	12 George Gowland	do		22	4	45 18 9	42 3 9	42 3 9	0 0 0
3834	July 1839	31 George Mashiter	do		34	2	100 18 9	93 15 0	18 15 0	75 0 0
3865	Nov'r 1839	8 William Pronifoot	do		26	1	100 30 0	150 0 0	150 0 0	0 0 0
3875	Dec'r 1840	12 John Rowntree	do		38	1	100 20 0	100 0 0	20 0 0	80 0 0
3891	Jan'y 1840	30 George Garbett	do		26	B	100 21 3	106 5 0	106 5 0	0 0 0
3894	31 John Ord	do		20	3	100 16 0	80 0 0	80 0 0	0 0 0
3955	June 1841	16 William Thisle	do	N. W. ½ & W. ½ of E. ½ 34	34	A	75 20 0	75 0 0	75 0 0	0 0 0
4068	Nov'r 1841	19 William Mattice	do	south half	22	A	50 21 3	53 2 6	10 12 6	42 10 0
4069	John Mattice	do	north half	22	A	50 21 3	53 2 6	53 2 6	0 0 0
4075	Dec'r 1841	9 Tho's & E. Masson	do		32	B	111 21 3	117 18 9	80 0 0	37 18 9
4079	Jan'y 1841	20 Amasa Wilcox	do	east ½	10	A	66 16 6	55 0 0	5 10 0	49 10 0
4088	Feb'y 1841	9 Levi Devins	do	E. ½ of E. ½ 34	10	A	25 20 0	25 0 0	2 10 0	22 10 0
3303	August 1829	31 John McAvoy	Flos	south half	2	1	100 10 0	50 0 0	5 0 0	45 0 0
125	Oct'r 1830	29 Hugh Morrison	Georgia		10	8	126 10 0	63 0 0	63 0 0	0 0 0
324	Sept'r 1830	11 William Bourchin	do		3	8	140 10 0	70 0 0	70 0 0	0 0 0
352	Nov'r 1832	1 John Thornber	do		16	6	200 10 0	100 0 0	30 0 0	70 0 0
779	August 1832	7 James Scowerof	do		3	6	200 12 6	125 0 0	125 0 0	0 0 0
804	Sept'r 1832	3 Stephen Evans	do		17	8	190 12 6	118 15 0	23 15 0	95 0 0

Amount of Prin-
cipal remaining
 unpaid, 1914
 June, 1911

£	s.	d.
180	0	0
45	0	0
22	10	0
25	0	0
40	0	0
35	0	0
45	0	0
45	0	0
45	0	0
45	0	0
40	0	0
30	0	0
30	0	0
87	10	0
0	0	0
19	0	3
58	12	6
17	10	0
0	0	0
23	8	9
0	0	0
67	10	0
90	0	0
52	15	0
50	0	0
78	15	0
81	0	0
35	5	0
0	0	0
37	10	0
0	0	0
73	2	6
0	0	0
75	0	0
0	0	0
80	0	0
0	0	0
0	0	0
0	0	0
42	10	0
0	0	0
37	18	9
49	10	0
22	10	0
45	0	0
0	0	0
0	0	0
70	0	0
0	0	0
93	0	0

HOME DISTRICT—CONTINUED.

No. of Sale.	Date of Sale	Name of the Purchaser	Township	Lot.	Con.	Acres	Price per Acre		Total Amount of Sale.	Amount of Principal paid		Amount of Principle remaining unpaid 30th June, 1841.	
							£	s. d.		£	s. d.	£	s. d.
3901	Feb'y 1840	5 James Donnell...	Goorgina	west half	17	6	100	8 9	43 15 0	30 12 6	13	2 6	
77	April 1829	18 Elisha Mitchell, jun.	Gwillembury (N.)	west half	16	4	100	11 3	56 5 0	56 5 0	0	0 0	
78	John Winch	do	east half	16	4	100	11 3	56 5 0	56 5 0	0	0 0	
131	Dec'r 1830	1 Lewis Fountain	do	2	3	200	7 6	75 0 0	75 0 0	0	0 0	
161	Feb'y 1833	2 Ephraim H. Payson	do	25	3	160	11 3	90 0 0	90 0 0	0	0 0	
216	March 1833	23 James Rose	do	west half	16	6	100	10 0	50 0 0	50 0 0	0	0 0	
1050	March 1833	5 Thomas Mussington	do	15	lake c'n	200	11 3	112 10 0	112 10 0	0	0 0	
1051	Arad. Smalley	do	15	2 }	123	15 0	92 5 0	18 9 0	73	16 0	
1103	April 1836	9 David Sprague	do	east part	15	3	147	15 0	110 5 0	110 5 0	0	0 0	
1245	August 1836	22 James Rose	do	east half	16	6	100	12 6	62 10 0	25 0 0	37	10 0	
2321	Feb'y 1829	2 Thomas Mussington	do	broken front	15	lake c'n	91	11 3	51 3 0	51 3 9	0	0 0	
8	Jan'y 1831	6 William Parry	Gwillembury (E.)	west half	9	4	100	16 3	81 5 0	81 5 0	0	0 0	
27	Feb'y 1832	3 Ebenezer Doan	do	east half	15	3	100	17 6	87 10 0	87 10 0	0	0 0	
28	4 George McCarthy	do	east half	2	3	100	20 0	100 0 0	100 0 0	0	0 0	
30	5 John Doan, sen.	do	8	3	200	20 0	200 0 0	200 0 0	0	0 0	
41	24 James Evans	do	north half	3	4	100	17 6	87 10 0	87 10 0	0	0 0	
42	John Evans	do	south half	3	4	100	17 6	87 10 0	87 10 0	0	0 0	
69	April 1830	7 Samuel Hughes	do	9	2	200	20 0	200 0 0	200 0 0	0	0 0	
251	May 1831	29 Daniel Butler	do	31	3	200	10 0	100 0 0	20 0 0	80	0 0	
570	Nov'r 1832	1 Josiah B. Rogers	do	east half	9	4	100	12 6	62 10 0	62 10 0	0	0 0	
676	Feb'y 1833	22 Moses Knight	do	west half	2	3	100	20 0	100 0 0	100 0 0	0	0 0	
1027	Feb'y 1834	18 John Weddle	do	3	8	200	11 3	112 10 0	112 10 0	0	0 0	
1137	May 1834	17 Samuel Johnson	do	north half	2	5	100	10 0	50 0 0	50 0 0	0	0 0	
1138	John Weddle	do	south half	2	5	100	10 0	50 0 0	50 0 0	0	0 0	
1611	May 1837	16 George Vernon	do	2	9	60	10 0	30 0 0	12 0 0	18	0 0	
1672	July 1837	14 Joseph Kinsey	do	centre 1/4	3	2	50	20 0	50 0 0	35 0 0	15	0 0	
1673	James Kinsey	do	west half 1/2	3	2	100	25 0	125 0 0	62 10 0	62	10 0	
1674	Ebenezer Weller	do	east 1/4	3	2	50	22 6	36 5 0	16 17 6	39	7 6	
1794	Oct'r 1837	15 John Wilson	do	15	5	200	13 0	130 0 0	39 0 0	91	0 0	
3136	July 1839	10 J. Shuttleworth	do	south half	16	8	100	10 0	50 0 0	5 0 0	45	0 0	
3158	20 W. H. Wilson	do	east half	16	2	100	17 6	87 10 0	61 5 0	26	5 0	
3168	24 Robert Shuttleworth	do	north half	16	8	100	10 0	50 0 0	5 0 0	45	0 0	
3315	Sept'r 1839	5 Ed. Shuttleworth	do	west part	9	8	99	12 6	61 17 6	6 3 9	55	15 9	
3316	Henry Shuttleworth	do	east part	9	8	101	12 6	63 2 6	12 12 6	50	10 0	
3402	Oct'r 1839	25 John Graham	do	north half	24	4	100	20 0	100 0 0	40 0 0	60	0 0	
3686	Jan'y 1840	11 G. Vanslyke	do	west half	8	5	100	12 6	62 10 0	6 5 0	56	5 0	
3700	Feb'y 1840	15 J. Brammar	do	S. W. 1/4	15	3	50	20 0	50 0 0	15 0 0	35	0 0	
3721	March 1840	7 W. H. Wilson	do	N. W. 1/4	15	3	50	20 0	50 0 0	10 0 0	40	0 0	
4025	Sept'r 1829	22 B. O. N. Lyster	do	west half	16	2	100	17 6	87 10 0	87 10 0	0	0 0	
22	Jan'y 1829	31 Isaac Kitley	Gwillembury (W.)	2	3 N. S.	200	10 0	100 0 0	100 0 0	0	0 0	
43	Feb'y 1829	24 James McCarthy	do	east half	2	7	100	10 6	52 10 0	52 10 0	0	0 0	
44	Benjamin Lewis	do	west half	2	7	100	10 6	52 10 0	52 10 0	0	0 0	
49	March 1829	18 Elijah Howley	do	3	6	200	10 6	105 0 0	105 0 0	0	0 0	
50	Thomas West	do	2	5	200	11 3	112 10 0	112 10 0	0	0 0	
54	James Stoddars	do	9	7	200	10 0	100 0 0	100 0 0	0	0 0	
110	August 1830	22 Mark Scalan	do	16	9	200	11 3	112 10 0	22 10 0	90	0 0	
148	Jan'y 1830	20 Edward Matchett	do	north half	3	10	100	8 9	43 15 0	43 15 0	0	0 0	
155	John Coburn	do	south half	2	9	100	10 0	50 0 0	50 0 0	0	0 0	
193	Feb'y 1830	27 John Ferris	do	north half	2	9	100	10 0	50 0 0	50 0 0	0	0 0	
272	June 1830	30 Stephea McLean	do	16	11	200	8 9	87 10 0	87 10 0	0	0 0	
321	Sept'r 1833	10 James Cody	do	south half	3	10	100	8 9	43 15 0	43 15 0	0	0 0	
1032	Feb'y 1833	21 Thomas Parker	do	south half	10	8	100	11 3	56 5 0	39 7 6	16	17 6	
1033	Robert Parker	do	north half	10	8	100	11 3	56 5 0	45 0 0	11	5 0	
1105	April 1834	10 Daniel Gerau	do	16	15	36	10 0	18 0 0	18 0 0	0	0 0	
1722	Sept'r 1834	6 Samuel Lount	do	9	2 O. S.	200	12 9	127 10 0	25 10 0	102	0 0	

HOME DISTRICT—CONTINUED.

No. of Sale	Date of Sale	Name of the Purchaser	Township	Lot	Con.	Acres	Price per Acre.		Total amount of Sale	Amount of Principal Paid		Amount of Principal remaining unpaid 30th June, 1911	
							£	s. d.		£	s. d.	£	s. d.
	1834												
1750	Sept'r 25	Roderick McKay..	Gwillembury (W.)	west half 10	4	100 15	0	75 0 0	75 0 0	0	0	0	0
1760	Donald McKay....	do	east half 10	4	100 15	0	75 0 0	75 0 0	0	0	0	0
1761	Alexander Gunn...	do	south half 9	5	100 20	0	100 0 0	10 0 0	90	0	0	0
	1835												
1862	Jan'y 16	William Freghan ..	do 16	13	200 10	0	100 0 0	100 0 0	0	0	0	0
1870	Oliver Porter.....	do	north half 10	6	100 20	0	100 0 0	50 0 0	50	0	0	0
1871	A. Bannerman	do	north half 9	5	100 20	0	100 0 0	100 0 0	0	0	0	0
	1836												
2337	Feb'y 16	A. Campbell.....	do	south half 10	6	100 20	0	100 0 0	20 0 0	80	0	0	0
2635	Oct'r 8	Thomas Procter....	do	north half 3	8	100 15	0	75 0 0	30 0 0	45	0	0	0
2636	Ira Clark.....	do	south half 3	8	100 15	0	75 0 0	37 10 0	37	10	0	0
2644	Alexander Ross ...	do	north half 3	14	100 15	0	75 0 0	7 10 0	67	10	0	0
	1837												
2921	Feb'y 7	Alexander Gunn...	do	north half 3	4	100 15	0	75 0 0	7 10 0	67	10	0	0
2924	John Kitley.....	do	S. E. $\frac{1}{4}$ 3	4	50 20	0	50 0 0	5 0 0	45	0	0	0
2932	Henry Lee.....	do	south half 2	11	100 12	6	62 10 0	6 5 0	56	5	0	0
3055	May 8	Jesse Roe.....	do	S. W. $\frac{1}{4}$ 3	4	50 20	0	50 0 0	5 0 0	45	0	0	0
3091	John Brandon.....	do 2	1 N. S.	90 16	0	72 0 0	21 12 0	50	8	0	0
3092	Thomas Brandon ..	do	west half } 3	2 N. S.	90 12	6	56 5 0	16 17 6	39	7	6	0
3093	James Brandon....	do	east half }	90 12	6	56 5 0	11 5 0	45	0	0	0	
3105	John McAfee.....	do	east half 7	12	100 7	6	37 10 0	11 5 0	45	0	0	0
3106	June 1	John Quay.....	do	east half 19	11	100 10	0	50 0 0	5 0 0	45	0	0	0
3114	William McClellan.	do	west half 19	11	100 10	0	50 0 0	5 0 0	45	0	0	0
3152	July 19	Thomas Wilson....	do	south half 3	12	100 10	0	50 0 0	5 0 0	45	0	0	0
3214	A. Kearns.....	do	broken 2	15	36 20	0	36 0 0	3 12 0	32	8	0	0
3345	Sept'r 22	William White....	do	broken 9	1	36 10	0	18 0 0	7 4 0	10	16	0	0
3358	Robert Deaning ...	do	north half 2	11	100 10	6	50 0 0	15 0 0	35	0	0	0
	1840												
3914	March 13	William Roe.....	do 5	2	200 16	3	162 10 0	80 0 0	82	10	0	0
	1829												
99	June 11	L. J. Clement	Innisfil	north half 16	1	100 7	6	37 10 0	37 10 0	0	0	0	0
	1831												
564	Oct'r 24	William Kingdom..	do 25	5	70 10	0	85 0 0	3 10 0	31	10	0	0
	1832												
708	March 23	John Clinie, jun..	do	south half 17	2	100 8	0	40 0 0	4 0 0	36	0	0	0
709	Hugh Todd.....	do	north half 16	3	100 8	0	40 0 0	40 0 0	0	0	0	0
821	Sept'r 25	William Jack.....	do	south half 22	6	100 8	0	40 0 0	20 0 0	20	0	0	0
	1833												
983	Jan'y 16	John Thompson...	do 16	9	200 10	0	100 0 0	10 0 0	90	0	0	0
1291	Sept'r 17	G. M. Clement....	do	south half 16	1	100 11	6	57 10 0	11 10 0	46	0	0	0
	1834												
1726	Sept'r 9	George Beend....	do 17	10	200 11	0	110 0 0	22 0 0	88	0	0	0
	1836												
2373	May 14	J. McConkey.....	do	south half 16	3	100 15	0	75 0 0	7 10 0	67	10	0	0
2320	August 9	William Clinie....	do	south half 22	2	100 10	0	50 0 0	5 0 0	45	0	0	0
3479	Dec'r 2	James McQuade...	do	north half 3	8	100 10	6	52 10 0	5 5 0	47	5	0	0
	1839												
3690	Jan'y 29	Irwin Cluff.....	do 16	5	200 10	0	100 0 0	40 0 0	60	0	0	0
	1840												
3918	March 27	Joseph & W. Brooks	do 2	5	200 8	9	87 10 0	8 15 0	78	15	0	0
	1829												
48	March 10	Barnes Beynon....	King 3	2	200 11	3	112 10 0	112 10 0	0	0	0	0
75	April 15	Joseph Hughes....	do 30	8	200 7	6	75 0 0	75 0 0	0	0	0	0
107	August 13	Ira Edmunds.....	do 30	4	200 10	0	100 0 0	100 0 0	0	0	0	0
	1830												
142	Jan'y 6	Nat. Gamble, jun..	do 30	2	200 7	6	75 0 0	75 0 0	0	0	0	0
	1832												
644	Jan'y 26	Jesse Lloyd.....	do 34	9	200 12	6	125 0 0	125 0 0	0	0	0	0
657	Feb'y 18	James Lloyd, sen..	do	north half 5	3	100 14	0	70 0 0	70 0 0	0	0	0	0
692	March 13	John Groat.....	do 34	5	200 10	0	100 0 0	100 0 0	0	0	0	0
	1833												
1080	March 21	Elias Rogers.....	do	south half 34	7	100 10	0	50 0 0	35 0 0	15	0	0	0
1090	April 1	William Tench, sen.	do 34	3	200 10	0	100 0 0	20 0 0	80	0	0	0
1136	May 14	Thomas Irwin....	do	north half 34	7	100 10	0	50 0 0	30 0 0	20	0	0	0
1185	July 9	Isaac Hollingshead.	do	front part 11	5	60 15	0	45 0 0	4 10 0	40	10	0	0
1180	Sam. Hollingshead.	do	rear part 11	5	140 15	0	105 0 0	42 0 0	63	0	0	0
	1834												
1517	Feb'y 18	A. Hyndman.....	do	S. W. $\frac{1}{4}$ 5	3	50 20	0	50 0 0	20 0 0	30	0	0	0
1610	May 15	D. McLaren.....	do	west half 9	6	100 17	6	87 10 0	43 15 0	43	15	0	0
1623	June 13	Neil Wilkie.....	do	east half 3	4	100 15	0	75 0 0	37 10 0	37	10	0	0
1775	Sept'r 29	Neil Wilkie.....	do	west half 3	4	100 15	0	75 0 0	22 10 0	52	10	0	0
1849	Dec'r 16	William Burk.....	do	east half 18	9	100 15	0	75 0 0	75 0 0	0	0	0	0

Amount of Principal remaining unpaid 30th June, 1911

£	s	d.
0	0	0
0	0	0
90	0	0
0	0	0
50	0	0
0	0	0
80	0	0
45	6	0
37	10	0
67	10	0
67	10	0
45	0	0
56	5	0
45	0	0
50	8	0
39	7	6
45	0	0
26	5	0
45	0	0
45	0	0
0	0	0
32	8	0
10	16	0
35	0	0
82	10	0
0	0	0
31	10	0
36	0	0
0	0	0
20	0	0
90	0	0
46	0	0
88	0	0
67	10	0
45	0	0
47	5	6
60	0	0
78	15	0
0	0	0
0	0	0
0	0	0
0	0	0
0	0	0
0	0	0
0	0	0
15	0	0
80	0	0
20	0	0
40	10	0
63	0	0
30	0	0
43	15	0
27	10	0
52	10	0
0	0	0

HOME DISTRICT—CONTINUED.

No. of Sale	Date of Sale	Name of the Purchaser	Township	Lot	Con.	Acres	Price per Acre.		Total amount of Sale.		Amount of Principal Paid		Amount of Principal remaining unpaid, 30th June, 1881.					
							s.	d.	£	s.	£	s.	£	s.	d.			
1835																		
1900 Feb'y	11	Philip Boisvert...	King	north half	11	3	100	20	0	100	0	0	50	0	50	0	0	
1933 March	25	D. McCallum	do	west half	9	4	100	16	0	80	0	0	24	0	56	0	0	
2240 Oct'r	26	Jeremiah Smith...	do	west half	28	9	100	20	0	100	0	0	100	0	0	0	0	
1836																		
2324 Feb'y	5	Asabel Edmonds ..	do	east half	3	8	100	22	0	110	0	0	11	0	99	0	0	
2348	27	George Snider	do	west half	3	8	100	22	0	110	0	0	55	0	55	0	0	
2433 July	12	William Burke	do	east half	17	9	100	10	0	50	0	0	5	0	45	0	0	
2603 Oct'r	28	Archibald Keilly...	do	west half	18	9	100	10	0	50	0	0	5	0	45	0	0	
1837																		
2951 March	3	James McQuade...	do	east half	19	9	100	10	0	50	0	0	5	0	45	0	0	
3015 April	1	John Hollingshead ..	do	5	5	200	20	0	200	0	0	80	0	120	0	0	
3096 May	30	William Bryden...	do	rear half	9	2	100	22	6	112	10	0	11	5	101	5	0	
3104	31	Mathew Brandon...	do	east half	20	9	100	16	0	80	0	0	8	0	72	0	0	
3322 Sept'r	19	Neil Campbell	do	west half	16	9	100	10	0	50	0	0	5	0	45	0	0	
3387 Oct'r	20	James Burke	do	east half	16	9	100	10	0	50	0	0	5	0	45	0	0	
1838																		
3536 March	27	D. McDougall	do	S. E. ¼	5	3	50	20	0	50	0	0	10	0	40	0	0	
1839																		
3689 Jan'y	23	Richard Machill...	do	east half	9	6	100	20	0	100	0	0	100	0	0	0	0	
3732 March	21	Lewis Page	do	west part	5	7	60	15	0	45	0	0	13	10	31	10	0	
3752 April	23	Andrew Davidson...	do	east half	9	2	100	22	6	112	10	0	22	10	90	0	0	
3841 August	22	John Mitchell	do	east half	11	7	100	13	0	65	0	0	6	10	58	10	0	
1840																		
3998 August	13	Robert Wilson	do	south half	11	3	100	20	0	100	0	0	10	0	90	0	0	
4039 Oct'r	6	James Henderson...	do	R. or W. ½	28	11	100	10	0	50	0	0	50	0	0	0	0	
4051	13	William Pringle	do	west half	9	8	100	11	3	56	5	0	11	3	45	0	0	
4062 Nov'r	14	Joseph Harrison...	do	east quarter	5	7	50	15	0	37	10	0	3	10	33	15	0	
1841																		
4080 Jan'y	28	James Henderson...	do	east half	30	10	100	10	4½	52	0	0	52	0	0	0	0	
1847																		
2942 Feb'y	28	John McDonald...	Mara	15	1	148	8	9	64	15	0	6	9	58	5	6	
2945 March	2	Robert Waddell	do	west half	15	B	100	7	6	37	10	0	3	10	33	15	0	
2946	3	James Ritchie	do	east half	15	B	100	7	6	37	10	0	11	5	26	5	0	
1848																		
3592 June	26	James McGregor	do	south half	6	A	100	7	6	37	10	0	7	10	30	0	0	
3593	6	Farquar McRae	do	north half	6	A	100	7	6	37	10	0	11	5	26	5	0	
1840																		
3937 May	26	Angus McDonald...	do	25	7	105	8	0	42	0	0	4	4	37	16	0	
1829																		
34 Feb'y	12	John Tipp	Markham	east half	24	2	100	17	6	87	10	0	87	10	0	0	0	
35	Hemy Eyer	do	west half	24	2	100	17	6	87	10	0	87	10	0	0	0	
53 March	19	J. F. Hedbrook	do	9	2	200	20	0	200	0	0	200	0	0	0	0	
64 April	1	Sarah Hastings	do	east half	30	6	100	17	6	87	10	0	78	15	8	15	0	
76	16	Ben. Overhuser	do	west half	25	7	100	22	6	112	10	0	112	10	0	0	0	
90 May	8	James O. Degear...	do	25	4	200	20	0	200	0	0	120	0	80	0	0	
95	30	John Heisa	do	west half	25	3	100	20	0	100	0	0	100	0	0	0	0	
1830																		
217 March	23	Matthew Udell...	do	north half	24	10	63	16	3	51	3	9	51	3	9	0	0	0
218	William J. Miller...	do	south half	24	10	63	16	3	51	3	9	51	3	9	0	0	0
1832																		
711 March	27	Hugh McKinnon	do	west half	9	6	100	24	0	105	0	0	105	0	0	0	0	
712	Arch. McKinnon	do	east half	9	6	100	24	0	105	0	0	42	0	63	0	0	
716	29	Richard Lewis	do	30	4	200	22	6	225	0	0	180	0	45	0	0	
721 April	3	Archibald Barker...	do	east half	8	5	100	18	0	90	0	0	90	0	0	0	0	
722	7	James McLean	do	15	5	200	21	0	210	0	0	126	0	84	0	0	
764 July	9	Trueman Pennock...	do	N. pt. ¼ E. ½	16	6	50	25	0	62	10	0	62	10	0	0	0	
.....	William Pennock	do	S. pt. ¼ E. ½	16	6	50	25	0	62	10	0	43	15	18	15	0	
765	Frederic Eckhart...	do	west half	16	6	100	25	0	125	0	0	62	10	62	10	0	
932 Dec'r	14	John Cameron, jun.	do	N. W. ¼	3	2	50	25	0	62	10	0	12	10	50	0	0	
.....	Alex. Cameron...	do	S. W. ¼	3	2	50	25	0	62	10	0	12	10	50	0	0	
982 Jan'y	15	Thomas Ganley	do	16	4	200	25	0	250	0	0	25	0	225	0	0	
985	21	Samuel Kendrick...	do	west half	30	6	100	22	0	110	0	0	88	0	22	0	0	
1036 Feb'y	26	Hon. Peter McGill...	do	front half	9	8	100	24	0	120	0	0	108	0	12	0	0	
1088 March	29	Jacob Wismer	do	east half	15	7	100	25	0	125	0	0	87	10	37	10	0	
1094 April	2	Joseph Ferr	do	west half	31	5	100	25	0	125	0	0	37	10	87	10	0	
1144 May	22	Cyrus Badger	do	west half	9	10	100	20	0	100	0	0	10	0	90	0	0	
1159 June	12	Christian Resor	do	N. E. ¼	15	9	50	25	0	62	10	0	62	0	0	0	0	
1164	19	D. Wismer, sen...	do	17	7	20	25	0	250	0	0	175	0	75	0	0	
1234 August	8	William Clark	do	31	7	200	25	0	250	0	0	250	0	0	0	0	
1250	27	Michael Kaister	do	30	10	94	20	0	94	0	0	94	0	0	0	0	
1251	28	Asa Wismer	do	west half	15	7	100	25	0	125	0	0	100	0	25	0	0	
1253	Alexander Hunter	do	16	7	200	25	0	250	0	0	100	0	150	0	0	

Amount of Prin-
cipal remaining
 unpaid, 30th
 June, 1911.

£	s.	d.
50	0	0
56	0	0
0	0	0
99	0	0
55	0	0
45	0	0
45	0	0
45	0	0
120	0	0
101	5	0
72	0	0
45	0	0
45	0	0
40	0	0
0	0	0
31	10	0
90	0	0
58	10	0
90	0	0
0	0	0
45	0	0
33	15	0
0	0	0
58	5	6
33	15	0
26	5	0
30	0	0
26	5	0
37	16	0
0	0	0
0	0	0
0	0	0
8	15	0
0	0	0
80	0	0
0	0	0
0	0	0
0	0	0
0	0	0
63	0	0
45	0	0
0	0	0
84	0	0
0	0	0
18	15	0
62	10	0
50	0	0
50	0	0
225	0	0
22	0	0
12	0	0
37	10	0
87	10	0
90	0	0
0	0	0
75	0	0
0	0	0
0	0	0
25	0	0
150	0	0

HOME DISTRICT—CONTINUED.

No. of Sale	Date of Sale	Name of the Purchaser.	Township	Lot	Con.	Acres	Price per Acre	Total amount of Sale.	Amount of Principal Paid	Amount of Principal remaining unpaid, 30th June, 1844
	1834									
1516	Feb'y	17 John Miller.....	Markham.....	east half	19	7	100 25 0	125 0 0	62 10 0	62 10 0
1522	21 John Resor, jun....	do	2	11	50 20 0	50 0 0	50 0 0	0 0 0
1567	March	13 John Hamilton.....	do	east half	31	9	100 20 0	100 0 0	100 0 0	0 0 0
1587	April	16 Alex. McPherson....	do	east half	2	5	100 25 0	125 0 0	75 0 0	50 0 0
1801	Oct'r	21 Benjamin Marr.....	do	S. W. part	15	9	150 25 0	187 10 0	37 10 0	150 0 0
	1835									
1907	Feb'y	20 Ambrose Noble	do	west part	16	8	70 25 0	87 10 0	43 15 0	43 15 0
1933	March	5 Henry Clary	do	east half	20	7	100 25 0	125 0 0	25 0 0	100 0 0
1937	10 David Cash.....	do	front part	30	8	50 22 6	56 5 0	56 5 0	0 0 0
1938	Francis Pike.....	do	rear part	30	1	150 22 6	168 15 0	33 15 0	133 0 0
1941	11 William Johnson	do	N. E. $\frac{1}{4}$	8	9	50 25 0	62 10 0	25 0 0	37 10 0
1985	May	26 John Gamble.....	do	east half	16	10	85 4 20	85 10 0	25 13 0	59 17 0
1996	Moses Gamble	do	west half	16	10	85 4 20	85 10 0	59 17 0	25 13 0
2223	Oct'r	12 David Wismer.....	do	18	7	200 25 0	250 0 0	250 0 0	0 0 0
	1836									
2360	March	25 John Large.....	do	15	3	200 30 0	300 0 0	300 0 0	0 0 0
2476	July	30 Thomas Sanderson....	do	west half	20	7	100 25 0	125 0 0	50 0 0	75 0 0
2526	August	15 M. Stoutenburgh	do	east half	25	3	100 22 6	110 0 0	77 0 0	33 0 0
2677	Oct'r	24 Alex. Bradburn.....	do	west half	8	5	100 22 6	112 10 0	22 10 0	90 0 0
2793	Dec'r	19 P. Milne, jun.....	do	east half	25	7	100 25 0	125 0 0	25 0 0	100 0 0
	1837									
2802	Jan'y	A. J. B. McLean.....	do	west half	3	10	100 20 0	100 0 0	10 0 0	90 0 0
2834	21 Christ'r. Henricks	do	west half	24	4	100 27 0	135 0 0	13 10 0	121 10 0
3028	April	20 William Holdrich....	do	8	3	200 25 0	250 0 0	75 0 0	175 0 0
3034	May	2 Joseph Tomlinson	do	24	6	200 25 0	250 0 0	25 0 0	225 0 0
3067	18 Cyrus Lane.....	do	west half	3	6	100 28 0	140 0 0	56 0 0	84 0 0
3074	20 Richard Sylvester....	do	front half	3	8	100 22 6	112 10 0	22 10 0	90 0 0
3075	Peter Milne.....	do	rear half	3	1	100 22 6	112 10 0	22 10 0	90 0 0
3338	Oct'r	20 Johathan Scott.....	do	3	4	200 27 6	275 0 0	55 0 0	220 0 0
	1839									
3688	Jan'y	15 W. A. Baldwin.....	do	16	2	200 25 0	250 0 0	250 0 0	0 0 0
3733	March	22 Richard Tudgeon....	do	east part	24	4	50 22 6	56 5 0	5 12 6	50 12 6
3783	June	6 Benjamin Bowman....	do	W. pt. } E. $\frac{1}{3}$	31	5	40 25 0	50 0 0	5 0 0	45 0 0
3784	William Stafford.....	do	E. pt. }	31	1	60 25 0	75 0 0	7 10 0	67 10 0
3879	Dec'r	19 T. Brown & J. Walis	do	west half	2	3	100 21 3	106 5 0	10 12 6	95 12 6
	1840									
3916	March	23 William Marwood....	do	east half	2	3	100 21 3	106 5 0	10 12 6	95 12 6
	1833									
1132	May	11 Thomas Boyd.....	Medonte	west half	16	11	100 10 0	50 0 0	10 0 0	40 0 0
1140	18 John Segar.....	do	3	10	200 10 0	100 0 0	30 0 0	70 0 0
1334	Oct'r	15 John Shanahan.....	do	N. E. $\frac{1}{4}$	9	3	50 10 0	25 0 0	2 10 0	22 10 0
1360	Nov'r	6 John Boynton.....	do	west half	9	3	100 10 0	50 0 0	10 0 0	40 0 0
	1834									
1831	Nov'r	21 Neil McLean.....	do	east half	10	10	100 10 0	50 0 0	25 0 0	25 0 0
	1836	John Currie.....	do	west half	10	10	100 10 0	50 0 0	20 0 0	30 0 0
2525	August	10 Patrick Frawley.....	do	west half	9	5	100 10 0	50 0 0	10 0 0	40 0 0
2735	Nov'r	14 Hugh Freel.....	do	east half	9	5	100 10 0	50 0 0	5 0 0	45 0 0
	1837									
3297	August	26 Thomas Daddy	do	west half	2	7	100 10 0	50 0 0	5 0 0	45 0 0
	1838									
3642	Oct'r	2 Patrick Houlihan....	do	east half	10	4	100 10 0	50 0 0	5 0 0	45 0 0
	1839									
3815	July	11 T. Kelcher.....	do	east half	3	6	100 10 0	50 0 0	5 0 0	45 0 0
	1840									
3943	June	1 John Hussy.....	do	S. E. $\frac{1}{4}$	9	3	50 10 0	25 0 0	2 10 0	22 10 0
	1836									
2390	June	14 Isaiah Rusk.....	Mono	east half	8	5	100 10 0	50 0 0	15 0 0	35 0 0
2524	August	10 Thomas Jackson	do	west half	8	5	100 10 0	50 0 0	5 0 0	45 0 0
	1837									
3001	March	25 Moses Hereshaw	do	E. $\frac{1}{2}$ S. W. $\frac{1}{2}$ S.	1	1	100 10 0	50 0 0	5 0 0	45 0 0
3020	April	7 Andrew Henry.....	do	east half	15	3	100 11 3	56 5 0	22 10 0	33 15 0
	Robert Henry.....	do	west half	15	1	100 11 3	56 5 0	22 10 0	33 15 0
			E. H. S.						
3033	May	1 William Martin.....	do	south half	6	6	100 12 6	62 10 0	6 5 0	56 5 0
3099	30 James Brett.....	do	north half	6	1	100 12 6	62 10 0	12 10 0	50 0 0
			E. H. S.						
3194	July	27 Peter Stewart.....	do	east half	20	4	100 10 0	50 0 0	5 0 0	45 0 0
	1839									
3694	Feb'y	5 William Ewen.....	do	north half	27	8	100 10 0	50 0 0	10 0 0	40 0 0
3695	John Ewen.....	do	south half	27	1	100 10 0	50 0 0	10 0 0	40 0 0
	1840									
3962	June	25 J. Turnbull, jun....	do	east half	20	2	100 10 0	50 0 0	5 0 0	45 0 0
3977	July	13 T. Buchanan.....	do	W. $\frac{1}{2}$ E. C. R.	20	5	100 7 6	37 10 0	3 15 0	33 15 0

Amount of Principal remaining unpaid, 30th June, 1881

£	s.	d.
62	10	0
0	0	0
0	0	0
50	0	0
150	0	0
43	15	0
100	0	0
0	0	0
135	0	0
37	10	0
59	17	0
25	13	0
0	0	0
0	0	0
75	0	0
33	0	0
90	0	0
100	0	0
90	0	0
121	10	0
175	0	0
225	0	0
84	0	0
90	0	0
90	0	0
220	0	0
0	0	0
50	12	6
45	0	0
67	10	0
95	12	6
95	12	6
40	0	0
70	0	0
22	10	0
40	0	0
25	0	0
30	0	0
40	0	0
45	0	0
45	0	0
45	0	0
45	0	0
22	10	0
35	0	0
45	0	0
45	0	0
33	15	0
33	15	0
56	5	0
50	0	0
45	0	0
10	0	0
40	0	0
45	0	0
33	15	0

HOME DISTRICT—CONTINUED.

No. of Sale	Date of Sale	Name of the Purchaser	Township	Lot	Con.	Acres	Price per Acre	Total amount of Sale.	Amount of Principal paid	Amount of Principal remaining unpaid, 31st June, 1911
							£ s. d.	£ s. d.	£ s. d.	£ s. d.
1716	1834 Sept'r 1836	James Little.....	Mulmer	west half	2	8 100 10 3	51 5 0	5 2 6	46 2 6	
2634	1837 Oct'r	John Henderson...	do	E. ½ 2 E.H.S.	8	100 10 0	50 0 0	5 0 0	45 0 0	
3439	1837 Sept'r	Thomas Cauthers...	do	E. ½ 6 E.H.S.	5	100 10 0	50 0 0	15 0 0	35 0 0	
3450	1837 Oct'r	George McAlister	Nottawasaga	do	34	10 200 10 0	100 0 0	30 0 0	70 0 0	
3590	1832 Oct'r	John Adair.....	do	south half	32	10 100 10 0	50 0 0	5 0 0	45 0 0	
879	1833 Nov'r	G. S. Connor.....	Orillia	do	21	N. D. 200 7 6	75 0 0	75 0 0	0 0 0	
979	1834 Jan'y	Paul Darling.....	do	do	62	S. D. 200 7 6	75 0 0	22 10 0	52 10 0	
1621	1837 Janu	William Kirsopp...	do	broken	66	S. D. 12	2 0 0	2 0 0	0 0 0	
3166	1837 July	Rev. Jonathan Scott	do	do	80	S. D. 200 10 6	105 0 0	10 00 0	94 10 0	
3173	1837 July	John Shimmom.....	do	do	124	S. D. 116 19 0	110 4 0	44 1 8	66 2 4	
3307	1837 August	Henry Smith.....	do	do	81	S. D. 100 10 0	50 0 0	5 0 0	45 0 0	
3397	1837 Oct'r	Andrew Moffatt...	do	west half	64	S. D. 200 10 0	100 0 0	10 0 0	90 0 0	
3494	1838 Dec'r	Edward G. O'Brien	do	broken front	27	S. D. 54 10 0	27 0 0	2 14 0	24 6 0	
3542	1833 April	John Harvie.....	do	east half	81	S. D. 100 10 0	50 0 0	5 0 0	45 0 0	
1141	1833 May	John Nevins.....	Oro	do	3	8 200 10 0	100 0 0	70 0 0	30 0 0	
1197	1834 July	D. Cameron.....	do	N. E. half	6	12 100 10 0	50 0 0	10 0 0	40 0 0	
1358	1834 Nov'r	Archibald Leach..	do	west half	2	9 100 10 0	50 0 0	5 0 0	45 0 0	
1608	1834 May	Richard Hodges...	do	east half	17	12 100 10 0	50 0 0	5 0 0	45 0 0	
1609	1834 May	L. Galbraith.....	do	do	13	10 200 10 0	100 0 0	60 0 0	40 0 0	
1708	1834 August	Walter Lander....	do	do	9	5 200 10 3	102 10 0	10 5 0	92 5 0	
1746	1835 Sept'r	Hugh Reid.....	do	east half	3	10 100 10 0	50 0 0	15 0 0	35 0 0	
1747	1835 Sept'r	John Reid.....	do	west half	3	10 100 10 0	50 0 0	5 0 0	45 0 0	
1747	1835 Sept'r	Duncan Reid.....	do	east half	2	9 100 10 0	50 0 0	5 0 0	45 0 0	
2035	1837 July	Duncan McCnraig..	do	do	16	5 200 10 0	100 0 0	40 0 0	60 0 0	
3216	1837 July	Thomas Dury.....	do	do	15	2 100 10 0	50 0 0	5 0 0	45 0 0	
3372	1837 Oct'r	William Ashfield..	do	west half	10	6 100 10 0	50 0 0	5 0 0	45 0 0	
3389	1837 Oct'r	D. McKinley.....	do	broken	2	13 120 10 0	60 0 0	18 0 0	42 0 0	
13	1829 Jan'y	William Matthews..	Pickering	west part	12	2 90 20 0	90 0 0	90 0 0	0 0 0	
18	1829 Jan'y	George S. Sler.....	do	north half	15	5 100 12 6	62 10 0	62 0 0	0 0 0	
47	1829 March	Christian Snodgrass	do	do	31	9 200 15 0	150 0 0	150 0 0	0 0 0	
66	1829 April	George Clarke.....	do	north half	20	8 100 12 6	62 10 0	62 10 0	0 0 0	
67	1829 April	Joshua Wainson...	do	do	20	8 100 12 6	62 10 0	62 10 0	0 0 0	
68	1829 April	J. W. Sheppard...	do	south half	20	8 100 12 6	62 10 0	62 10 0	0 0 0	
102	1830 July	Leonard Hight....	do	north half	20	6 100 12 6	62 10 0	50 0 0	12 10 0	
108	1830 August	Joseph Chapman...	do	do	8	3 200 15 0	150 0 0	150 0 0	0 0 0	
108	1830 August	Joseph Chapman...	do	north half	8	1 100 20 0	100 0 0	100 0 0	0 0 0	
138	1831 Jan'y	Jonathan Magee...	do	east half	2	3 100 15 0	75 0 0	75 0 0	0 0 0	
154	1831 Jan'y	Edward Lorraine...	do	S. W. ¼	8	1 50 17 6	43 15 0	43 15 0	0 0 0	
335	1831 Oct'r	Joshua Wixson....	do	do	25	7 200 12 6	125 0 0	125 0 0	0 0 0	
447	1832 Feb'y	Cornelius Johnson..	do	N. W. pt. ¼	27	6 150 11 3	84 7 6	84 7 6	0 0 0	
508	1832 March	Nathan Sherrard...	do	S. E. ¼	3	50 11 3	28 2 6	28 2 6	0 0 0	
678	1833 Feb'y	Edward Laurence..	do	north half	8	range 3 100 20 0	100 0 0	100 0 0	0 0 0	
1012	1833 Feb'y	John Matthews....	do	east part	12	2 110 25 0	137 10 0	110 0 0	27 10 0	
1042	1833 March	Nicholas Austin...	do	N. E. ¼	2	50 25 0	62 10 0	43 15 0	18 15 0	
1043	1833 March	Burton Northolt..	do	N. W. ¼	2	50 25 0	62 10 0	56 5 0	6 5 0	
1125	1833 April	C. B. Suckney.....	do	west half	2	3 100 18 9	93 15 0	75 0 0	18 15 0	
1133	1833 May	William J. O'Grady	do	part of	15	1 183 15 0	137 5 0	27 9 0	109 16 0	
1334	1834 Oct'r	Laurence Hayden..	do	do	2	5 200 20 0	200 0 0	96 5 4	103 14 8	
1577	1834 April	W. J. O'Grady....	do	do	15	2nd 165 15 0	123 15 0	12 7 6	111 7 6	
1579	1834 April	G. P. & J. D. Rolont.....	do	and part	15	3rd 75 15 0	56 5 0	56 5 0	0 0 0	
1579	1834 April	Joseph Richardson..	do	N. pt. 15 bk. h.	3rd	126 22 6	141 15 0	113 8 0	28 7 0	
1580	1834 April	Robert Richardson..	do	south half	2	range 126 22 6	141 15 0	113 8 0	28 7 0	
1743	1835 Sept'r	George Sisler.....	do	north half	15	5 50 12 6	31 5 0	31 5 0	0 0 0	
1898	1835 Feb'y	William Dunbar...	do	west half	25	1 190 25 0	125 0 0	125 0 0	0 0 0	
2028	1835 June	Phebe Conat.....	do	S. E. ¼	8	1 50 22 0	55 0 0	11 0 0	44 0 0	

HOME DISTRICT—CONTINUED.

No. of Sale	Date of Sale	Name of the Purchaser	Township	Lot	Con.	Acres	Price per Acre	Total Amount of Sale		Amount of Principal paid		Amount of Principal remaining unpaid, 30th June, 1841	
								£	s. d.	£	s. d.	£	s. d.
	1835												
2036	July	6 George White	Pickering	east half	25	1	100 25 0	125	0 0	37	10 0	87	15 0
2255	Nov'r	4 J. A. Haight	do	do	15	3	200 20 0	200	0 0	100	0 0	100	0 0
	1836												
2765	Dec'r	7 Charles Hadley	do	broken	31 range 2	100	15 0	75	0 0	7	10 0	67	10 0
	1837												
3024	April	13 Frederic Johnson	do	north half	33	8	100 22 6	112	10 0	22	10 0	90	0 0
3036	May	4 George Day	do	N. W. ¼	8	5	50 20 0	50	0 0	10	0 0	40	0 0
3050	22 Seneca Palmer	do	do	31	3	200 20 0	200	0 0	80	0 0	120	0 0
3126	June	30 Nelson Bice	do	N. ½ of S. ½	33	6	50 20 0	50	0 0	5	0 0	45	0 0
3258	August	15 Samuel Major	do	north half	25	5	100 25 0	125	0 0	37	10 0	87	10 0
3461	Nov'r	20 John Braunton	do	part of	25	B. F.	53 41 0	108	13 0	65	3 6	43	9 6
	1838												
3535	March	15 Wing Rogers	do	north half	0	6	100 20 0	100	0 0	40	0 0	60	0 0
3554	April	24 Aaron Albright	do	south half	25	5	100 25 0	125	0 0	25	0 0	100	0 0
3580	June	7 Mary Matthews	do	do	27	4	130 25 0	162	10 0	16	5 0	146	5 0
3589	22 Donald McKay and Peter N. McKay	do	rear part	27	4	130 25 0	162	10 0	16	5 0	146	5 0
3677	Dec'r	11 William Poundfoot	do	do	6	2	200 25 0	250	0 0	25	0 0	225	0 0
	1839												
3714	March	1 Isaac Billingham	do	west half	20	4	100 20 0	100	0 0	10	0 0	90	0 0
3731	21 John Weir	do	do	6	8	200 15 0	150	0 0	20	0 0	130	0 0
3747	April	17 } Rob. Richardson, 1 } Mary Cobblehead	do	S. W. ¼	2	1	50 25 0	62	10 0	18	5 0	43	15 0
3770	May	10 Francis Linton	do	N. W. ¼	2	1	50 25 0	62	10 0	12	10 0	50	0 0
	1829												
88	May	6 Ahner Hard	Reach	north half	17	4	100 8 9	43	15 0	43	15 0	0	0 0
89	11 Saml Buck	do	south half	17	4	100 8 9	43	15 0	43	15 0	0	0 0
	1833												
1077	March	20 Reuben Canale	do	south half	17	6	100 12 6	62	10 0	6	5 0	56	5 0
1162	June	14 William Bell	do	north half	17	6	100 12 6	62	10 0	12	10 0	50	0 0
1384	Dec'r	2 William Viney	do	do	22	12	200 10 0	100	0 0	10	0 0	90	0 0
1385	James Moon	do	do	22	10	200 10 0	100	0 0	20	0 0	80	0 0
	1836												
2434	July	12 } George Paterson, 1 } Robert Baird	do	west half	16	13	100 10 0	50	0 0	10	0 0	40	0 0
2435	Robert Baird	do	east half	16	13	100 10 0	50	0 0	15	0 0	35	0 0
2436	Samuel Baird	do	east half	17	14	100 10 0	50	0 0	5	0 0	45	0 0
2434	16 George Merrick	do	east half	2	13	200 10 0	100	0 0	15	0 0	85	0 0
	1837												
3011	March	31 John Doble	do	south half	3	14	100 10 0	50	0 0	10	0 0	40	0 0
3012	James Doble	do	north half	3	14	100 10 0	50	0 0	15	0 0	35	0 0
3242	August	10 John Perkins	do	do	22	8	48 10 0	24	0 0	2	8 0	21	12 0
3444	Nov'r	10 Robert Doble	do	do	10	14	200 10 0	100	0 0	20	0 0	80	0 0
	1839												
3777	May	20 Joseph Wilkinson	do	south ¼	22	6	150 10 0	75	0 0	7	10 0	67	10 0
3858	Oct'r	22 George Davidson	do	do	16	5	200 15 0	150	0 0	15	0 0	135	0 0
	1829												
37	Feby	14 Stephen Pherrell	Scarborough	do	25	B.F.B.	142 22 6	159	15 0	159	15 0	0	0 0
51	March	18 Isaac Chester	do	south half	25	D	100 15 0	75	0 0	75	0 0	0	0 0
53	25 John Tahir	do	part of N. ¼	25	D	50 15 0	37	10 0	26	5 0	11	5 0
98	June	4 Thomas Kennedy	do	north half	27	4	100 14 0	70	0 0	70	0 0	0	0 0
108	July	25 Jane Hudson	do	part of N. ½	25	D	50 15 0	37	10 0	37	10 0	0	0 0
	1830												
143	Jan'y	7 Jurias Vonmans	do	south half	27	4	100 14 0	70	0 0	70	0 0	0	0 0
219	March	30 Isaac Christy	do	south half	33	4	100 15 0	75	0 0	75	0 0	0	0 0
	1832												
762	July	2 John Thompson	do	south half	27	2	100 20 0	100	0 0	30	0 0	70	0 0
763	John Walton	do	north half	27	2	100 20 0	100	0 0	100	0 0	0	0 0
770	28 Thomas Walton	do	do	25	C	180 25 0	225	0 0	225	0 0	0	0 0
	1833												
1099	April	4 John Rogers	do	N. W. ¼	33	4	50 18 9	46	17 6	28	2 6	18	15 0
1114	13 Thomas Rogers	do	do	31	3	200 15 0	150	0 0	150	0 0	0	0 0
1125	18 Andrew Fitzpatrick	do	south half	33	2	100 15 7½	78	2 6	78	2 6	0	0 0
1220	July	31 C. C. Small	do	do	2	1	277 20 0	277	0 0	277	0 0	0	0 0
	1834												
1434	Jan'y	13 Louis Simon	do	north half	33	2	100 20 0	100	0 0	10	0 0	90	0 0
1499	Feb'y	1 John McCready	do	N. E. ¼	33	4	50 20 0	50	0 0	30	0 0	20	0 0
1706	August	30 Matthew Swallow	do	do	12	2	200 24 0	240	0 0	24	0 0	216	0 0
	1835												
1910	Feb'y	21 James Palmer	do	north half	31	B	100 25 0	125	0 0	125	0 0	0	0 0
1911	Thomas Walton	do	south half	31	B	100 25 0	125	0 0	34	10 0	80	10 0
2001	June	11 James Humphreys	do	do	15	C & D	298 25 0	372	10 0	223	10 0	149	0 0
2002	15 D. Ferguson	do	south half	31	D	100 22 6	112	10 0	112	10 0	0	0 0



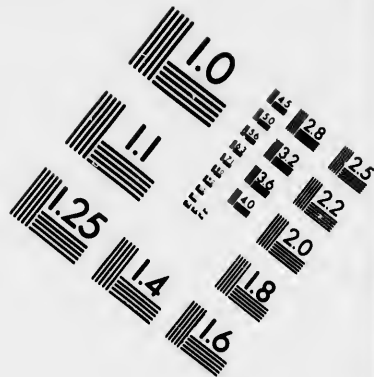






IMAGE EVALUATION
TEST TARGET (MT-3)



Photographic
Sciences
Corporation

23 WEST MAIN STREET
WEBSTER, N.Y. 14580
(716) 872-4503

1.0



HOME DISTRICT—CONTINUED.

No. of Sale	Date of Sale	Name of the Purchaser	Township	Lot	Con.	Acres	Price per Acre	Total amount of Sale		Amount of Principal paid		Amount of Principal remaining unpaid, 30th June, 1911	
								£	s.	d.	£	s.	d.
	1839												
2052	July	15 John Martin	Scarborough	north half 31	D	100 25	0	125 0 0	75 0 0	50 0 0			
2291	Dec'r	2 James Elliott	do	south half 25	3	100 25	0	125 0 0	100 0 0	25 0 0			
	1836												
2350	March	1 Robert Galbraith	do	north half } 31	1	100 22	7 $\frac{1}{2}$	113 2 6	113 2 6	0 0 0			
2351	Daniel Galbraith	do	south half }		100 22	7 $\frac{1}{2}$	113 2 6	113 2 6	0 0 0			
2379	May	26 T. Hellswell & Bro's	do	8	200 20	0	200 0 0	100 3 7	99 16 5			
2796	Dec'r	16 Joseph Hough and James Palmer	do	north half 31	C	100 25	0	125 0 0	12 10 0	112 10 0			
2843	Jan'y	27 James Palmer	do	S. W. ¼ 31	C	50 25	0	62 10 0	6 5 0	56 5 0			
	1840												
3917	March	24 William Fawcett	do	south half 15	1	100 25	0	125 0 0	25 0 0	100 0 0			
	1836												
2639	Dec'r	11 John Marcheson	Scott	east half 2	5	100 10	0	50 0 0	30 0 0	30 0 0			
3460	Nov'r	20 William Stewart	do	east half 2	3	100 10	0	50 0 0	5 0 0	45 0 0			
	1834												
1819	Nov'r	12 John Doyle	Tay	6	41 10	0	20 10 0	2 1 0	18 9 0			
	1833												
1081	March	22 John Milligan	Tecumseth	north half 16	5	100 10	0	50 0 0	15 0 0	35 0 0			
1130	May	9 Bethel Huntley	do	east half } 16	7	100 15	0	75 0 0	45 0 0	30 0 0			
1131	David Evans, jun.	do	west half }		100 15	0	75 0 0	15 0 0	60 0 0			
	1834												
1630	June	17 Arnold Evans	do	22	200 10	3	102 10 0	20 10 0	82 0 0			
	1836												
2459	July	22 Hug's Richardson	do	west half } 22	4	100 15	0	75 0 0	60 0 0	15 0 0			
2522	August	9 John Coffey	do	east half }		100 15	0	75 0 0	75 0 0	0 0 0			
2646	Dec'r	12 Thomas Milligan	do	north half } 9	5	100 12	6	62 10 0	6 5 0	56 5 0			
2647	James Milligan	do	south half }		100 12	6	62 10 0	25 0 0	37 10 0			
	1837												
2922	Feb'y	9 Dominic Lavin	do	N. W. ¼ 2	7	50 12	6	31 5 0	6 5 0	25 0 0			
2931	18 James Manning	do	east half 22	2	100 17	6	87 10 0	8 15 0	78 15 0			
	1839												
3693	Feb'y	1 James Ellis	do	south half 16	5	100 10	0	50 0 0	50 0 0	0 0 0			
3793	20 Patrick McMahon	do	south half 3	4	100 10	0	50 0 0	10 0 0	40 0 0			
3711	27 Thomas McGoey	do	N. E. half 2	1	100 6	3	31 5 0	6 5 0	25 0 0			
3712	Thomas Ryan	do	N. E. half 3	2	100 5	6	27 10 0	5 10 0	22 0 0			
3798	June	17 Alex. Moorhead	do	22	100 20	8	80 0 0	80 0 0	0 0 0			
3306	25 John Carswell	do	north half 22	6	100 12	6	62 10 0	12 10 0	50 0 0			
3810	July	2 Levi Hughes	do	south half 17	2	100 16	0	80 0 0	8 0 0	72 0 0			
3823	19 Jonathan Brooks	do	south half 22	6	100 12	6	62 10 0	12 10 0	50 0 0			
	1840												
3954	June	16 Richard Machell	do	west half 22	2	100 17	6	87 10 0	87 10 0	0 0 0			
	1833												
1023	Feb'y	15 Alexander Fraser	Thorah	north half } 10	8	100 10	0	50 0 0	25 0 0	25 0 0			
1024	Ronald Fraser	do	south half }		100 10	0	50 0 0	30 0 0	20 0 0			
1045	March	2 Rt R'd A. McDonell } John McDonell } Chris. McRea } Finlay McRea }	do	west half 10	4	100 10	0	50 0 0	5 0 0	45 0 0			
1263	Sep'r	9 D. McLennan	do	north half 9	7	100 10	0	50 0 0	15 0 0	35 0 0			
1306	24 Duncan McRea	do	south half 10	2	100 10	0	50 0 0	5 0 0	45 0 0			
	1834												
1681	July	22 L. M. L. Cameron	do	17	4 139 11	3	78 3 9	39 1 11 $\frac{1}{2}$	39 1 9 $\frac{1}{2}$			
	1836												
2521	August	9 Christopher McRae	do	north half 9	1	100 10	0	50 0 0	5 0 0	45 0 0			
2574	Sep'r	15 Donald McLeod	do	9	3 200 6	3	62 10 0	6 5 0	56 5 0			
	1837												
2947	March	3 John Graham	do	9	5 200 7	6	75 0 0	15 0 0	60 0 0			
2950	Hugh McMillan	do	south half 2	5	100 10	0	50 0 0	20 0 0	30 0 0			
	1839												
3725	March	9 Angus McDougall	do	9	9 200 7	6	75 0 0	22 10 0	52 10 0			
	1837												
3046	April	1 William Hees	Tiny	27	2 121 10	0	60 10 0	6 1 0	54 9 0			
3159	July	20 Jacque Laueme	do	north half 12	16	100 10	0	50 0 0	25 0 0	25 0 0			
3156				north half 15	15	100 10	0	50 0 0	25 0 0	25 0 0			
3293	August	25 James Keeling	do	2	15 34 20	0	34 0 0	10 4 0	23 16 0			
	1829												
130	Nov'r	27 John Sheppard	Toronto	E. ½ 8 W.C.R.	6	100 15	0	75 0 0	22 10 0	52 10 0			
	1830												
139	Jan'y	5 P. Greenians	do	north part } 33	2	50 17	6	43 15 0	43 15 0	0 0 0			
140	James Kelly	do	south part }		150 17	6	131 5 0	131 5 0	0 0 0			
				S. D. S.									
141	6 James McKay	do	W. ½ 5 E.C.R.	5	100 17	6	87 10 0	87 10 0	0 0 0			

Amount of Prin-
cipal re-issuing
August, 20th
June, 1841

£ s. d.
50 0 0
25 0 0

0 0 0
0 0 0
99 16 5

112 10 0
56 5 0

00 0 0

30 0 0
45 0 0

18 9 0

35 0 0
30 0 0
60 0 0

82 0 0

15 0 0
0 0 0
56 5 0
37 10 0

25 0 0
78 15 0

0 0 0
40 0 0
25 0 0
22 0 0
0 0 0
50 0 0
72 0 0
50 0 0

0 0 0

25 0 0
20 0 0

45 0 0

35 0 0
45 0 0

39 1 9½

45 0 0
56 5 0

50 0 0
30 0 0

52 10 0

54 9 0
25 0 0
25 0 0
23 16 0

52 10 0

0 0 0
0 0 0
0 0 0

HOME DISTRICT—CONTINUED.

No. of Sale	Date of Sale	Name of the Purchaser.	Township	Lot.	Con.	Acres	Price per Acre.	Total amount of Sale	Amount of Principal Paid	Amount of Principal remaining unpaid 30th June, 1911
1830										
164	Feb'y	John Beatty	Toronto	12 W. C. R.	3	S. d.	£ s. d.	200 15 0	180 0 0	180 0 0
240	May	George Webster	do	S. ½ 2 N. D. S.	2			100 17 6	87 10 0	87 10 0
312	August	Wm R. Hammond	do	N. W. half 35	2			100 17 6	87 10 0	87 10 0
S. D. S.										
361	Nov'r	William Shaw	do	W. ½ 12 do	2			100 16 0	80 0 0	80 0 0
365	Robert Copeland	do	south part 1	2			72 17 6	63 0 0	63 0 0
366	John Hawkins	do	north part 1	2			128 17 6	112 0 0	112 0 0
1831										
495	March	Joseph Ogden	do	3 S. D. S.	2			200 20 0	200 0 0	200 0 0
534	May	John Turnbull	do	S. E. half 35	2			100 17 6	87 10 0	87 10 0
1832										
703	March	William Chisholm	do	5 E. C. R.	1			100 16 0	160 0 0	160 0 0
794	August	Richard Casler	do	E. ½ 5 W. C. R.	4			100 17 6	87 10 0	87 10 0
800	Sep'r	H. Rutledge	do	W. ½ 5 do	4			100 10 0	200 0 0	200 0 0
869	Oct'r	James Polly	do	6 S. D. S.	2			200 17 6	175 0 0	35 0 0
1833										
949	Jan'y	H. Rutledge, sen.	do	23 N. D. S.	2			200 15 0	150 0 0	150 0 0
1014	Feb'y	Samuel Todd	do	E. ½ 13 S. D. S.	2			92 20 0	92 10 0	92 10 0
1038	March	Mary Hughes	do	E. ½ 8 E. C. R.	3			100 17 6	87 10 0	87 10 0
1085	Joseph Shaw	do	E. ½ 12 S. D. S.	2			100 20 0	100 0 0	40 0 0
1098	April	Barnard McGuire	do	N. W. half 8	2			100 17 6	87 10 0	87 10 0
E. C. R.										
1224	August	F. S. Jarvis	do	near part 28	5			150 14 4	107 10 0	107 10 0
1834										
1497	Jan'y	John Butchart	do	W. ½ 2 W. C. R.	4			100 27 6	137 10 0	137 10 0
1574	March	Henry Cole	do	W. ½ 8 do	6			100 20 0	100 0 0	10 0 0
1735	Oct'r	Edgar Neave	do	north part 28	2			47 12 6	29 7 6	29 7 6
1835										
1951	March	Edgar Neave	do	25 do	3			150 20 0	130 0 0	130 0 0
1989	May	Edgar Neave	do	N. part 27 do	2			136 20 0	136 6 0	136 6 0
1997	John Carey	do	8 2 range	2			68 15 0	51 0 0	5 2 0
and part of 8										
N. of the Racey Tract ..										
1836										
2403	June	Richard Birdsall	do	N. W. ½ 11	4			100 22 0	110 0 0	11 0 0
2404	Anthony Birdsall	do	S. E. ½ 11	4			100 22 0	110 0 0	11 0 0
2406	William Blains	do	N. ½ 2 C. R.	5 range			50 20 0	50 0 0	50 0 0
11, 13 and 14 1 do										
east part 10 1 do										
14 S. D. S. 2 do										
and 11 N. D. S. 1 do										
2528	August	Samous Danell	do		2			155 25 0	193 15 0	193 15 0
1837										
2505	Jan'y	John Tilt	do	S. D. S.—C. R.	1			100 27 6	137 10 0	41 5 0
N. W. half 12										
W. H. S.										
2845	William Blain	do	S. ½ 2 C. R.	5 range			50 20 0	50 0 0	15 0 0
2995	March	James Austin	do	N. quar. } 15	2			50 34 0	85 0 0	42 10 0
3000	John McCartney	do	S. quarter } 15	2			50 34 0	85 0 0	42 10 0
N. D. S.										
3014	April	William Bell	do	W. ½ 11 W. H. S.	2			100 27 6	137 10 0	41 5 0
3023	John Butchart	do	E. ½ 2 W. C. R.	4			100 27 6	137 10 0	137 10 0
3031	May	Robert Park	do	E. ½ 5 E. H. S.	5			100 20 0	100 0 0	100 0 0
3086	Francis Logan	do	N. ½ of S. ½ & S. ½ of N. ½	2			100 34 0	170 0 0	17 0 0
15, N. D. S.										
3098	James Foster	do	S. W. half 5	2			100 28 6	142 10 0	42 15 0
W. H. S.										
3368	Oct'r	Thomas Beatty	do	N. W. ½ of S.	2			50 31 3	78 2 6	23 8 9
W. ½ 15 do										
3377	Peter Tislale	do	S. W. ½ 15 do	4			50 17 6	43 15 0	0 0 0
3443	Nov'r	James Brown	do	N. ½ & S. W. ½	1			150 30 0	225 0 0	45 0 0
8 E. C. R.										
3457	Tho's Shauglinissey	do	E. ½ 8 W. C. R.	2			100 25 0	125 0 0	62 10 0
1838										
3531	March	Charles Dougherty	do	E. ½ 2 E. H. S.	1			100 16 6	82 10 0	33 0 0
3549	April	James Longhead	do	S. ½ of F. ½ 2 do	1			50 16 6	41 5 0	4 2 6
3558	John McGuire	do	part of S. E. ½ 8 E. C. R.	5			98 20 0	98 0 0	19 12 0

Amount of Prin-
cipal remaining
August 30th
1891

£	s	d.
0	0	0
0	0	0
0	0	0
0	0	0
0	0	0
0	0	0
0	0	0
0	0	0
0	0	0
70	0	0
0	0	0
90	0	0
40	0	0
40	0	0
0	0	0
0	0	0
0	0	0
63	0	0
0	0	0
0	0	0
0	0	0
90	0	0
0	0	0
0	0	0
0	0	0
45	18	0
09	0	0
09	0	0
0	0	3
0	0	0
0	0	0
07	10	
50		
3		
0	0	
17	6	5
01	5	0
35	0	0
42	10	0
42	10	0
06	5	0
0	0	0
0	0	0
33	0	0
09	15	0
04	13	9
0	0	0
30	0	0
32	10	0
19	10	0
37	2	6
78	8	0

HOME DISTRICT—CONTINUED.

No. of Sale	Date of Sale	Name of the Purchaser	Township	Lot	Con.	Acres	Price per Acre	Total Amount of Sale	Amount of Principal paid.	Amount of Principal remaining unpaid, 31st June, 1841.
	1838							£ s. d.	£ s. d.	£ s. d.
3565	May 16	Matthew Laidlaw..	Toronto	N. W. ¼ } 8	4	100 22 6	112 13 0	45 0 0	67 10 0	0 0 0
3566	Christopher Rowo ..	do	S. E. ¼ } 8	4	100 22 6	112 10 0	22 0 0	90 0 0	0 0 0
				W. H. S.						
3568 17	William Cantilon ..	do	N. W. ¼ } 5	6	50 28 9	71 17 6	7 3 9	64 13 9	3 0 0
3569	Donald Douglass ..	do	east half } 5	6	100 28 9	143 15 0	68 19 9	74 15 3	0 0 0
3570	James Douglass ..	do	S. W. ¼ } 5	6	50 28 9	71 17 6	43 2 6	28 15 0	0 0 0
	1839			W. H. S.						
3842	August 23	John Irwin	do	N. ¼ 2 do	2	100 25 0	125 0 0	62 10 0	62 10 0	0 0 0
3867	Nov'r 14	Robert Chambers..	do	15 E. C. R.	5	200 25 0	250 0 0	40 0 0	210 0 0	0 0 0
	1840									
3897	Feb'y 4	William Jennesson..	do	east quarter	5	50 25 0	62 10 0	12 10 0	50 0 0	0 0 0
	1830									
234	April 15	John Sanderson ...	Gore of Toronto	107	N. D.	200 18 6	185 0 0	92 10 0	92 10 0
	1833									
1124	April 15	J. P. DeLafayette ...	do	159	S. D.	141 25 0	176 5 0	17 12 6	158 12 6
	1834									
1599	May 2	Nathaniel Reed ...	do	east half	16	7	100 20 0	100 0 0	50 0 0	50 0 0
1600	Benjamin Sergeant..	do	west half	16	7	100 20 0	100 0 0	40 0 0	60 0 0
	1835									
2260	Nov'r 12	John Curtis	do	west half	12	8	100 20 0	100 0 0	100 0 0	0 0 0
	1836									
2668	Oct'r 18	John Jones	do	east half	10	9	100 20 0	100 0 0	12 19 9	87 0 3
	1837									
2338	Jan'y 24	Peter Fitzpatrick ..	do	S. E. ¼ } 10	9	50 20 0	50 0 0	10 0 0	40 0 0	0 0 0
	1837									
2338	Jan'y 24	James Eaki	do	N. W. ¼ } 8	7	200 25 0	250 0 0	250 0 0	0 0 0	0 0 0
3400	Oct'r 24	W. Sleightholm, sen.	do	5	10S. D.	120 18 9	112 10 0	78 15 0	33 15 0
	1838									
5676	Dec'r 11	William Proudfoot ..	do	58	N. D.	200 15 0	150 0 0	150 0 0	0 0 0
	1840									
3911	Feb'y 21	Joseph Graham ...	do	27	S. D.	51 20 0	51 0 0	5 2 0	45 18 0
3952	June 15	William Proudfoot ..	do	16	11	200 20 0	200 0 0	200 0 0	0 0 0
	1834									
1758	Sept'r 22	Alexander Hill	Tosoronto	east half	8	7	100 10 0	50 0 0	20 0 0	30 0 0
	1836									
2642	Oct'r 12	Mark Foley	do	2	3	200 10 0	100 0 0	10 0 0	90 0 0
	1837									
3188	July 26	John Reid	do	west half	8	7	100 10 0	50 0 0	5 0 0	45 0 0
3495	Dec'r 20	Timothy Aheron ...	do	west half	2	5	100 10 0	50 0 0	5 0 0	45 0 0
	1834									
1792	Oct'r 14	David Forsyth	Uxbridge	west half	6	1	100 15 0	75 0 0	22 10 0	52 10 0
1793	Caleb Forsyth	do	east half	6	1	100 15 0	75 0 0	30 0 0	45 0 0
	1836									
2571	Sept'r 13	Silas J. York	do	broken	37	8	25 10 0	12 10 0	3 15 0	8 15 0
2640	Oct'r 11	William Otwell	do	east half	33	7	100 10 0	50 0 0	10 0 0	40 0 0
2715	Nov'r 8	James Divine	do	15	2	200 10 0	100 0 0	30 0 0	70 0 0
	1837									
3279	August 22	Henry Simpson	do	12	3	200 10 0	100 0 0	10 0 0	90 0 0
3280	Allen Simpson	do	25	6	200 10 0	100 0 0	10 0 0	90 0 0
3281	John Nicholl	do	20	3	200 10 0	100 0 0	10 0 0	90 0 0
	1838									
3679	Dec'r 12	Richard Flewell	do	west half	37	6	100 15 9	78 15 0	7 17 6	70 17 6
	1840									
3938	May 26	John Millard	do	centre part	2	2	100 12 6	62 10 0	12 10 0	50 0 0
	1829									
	7 Jan'y	2 Michael Fisher	Vaughan	16	2	200 20 0	200 0 0	200 0 0	0 0 0
	31 Feb'y	7 Lewis Page	do	9	2	200 20 0	200 0 0	200 0 0	0 0 0
	61 March	27 Christopher Troyer ..	do	5	3	200 21 3	212 10 0	212 10 0	0 0 0
	109 August	20 John Smith	do	5	5	200 21 3	212 10 0	212 10 0	0 0 0
	1830									
166	Feb'y 6	John Hartman	do	east half	5	2	100 13 9	68 15 0	68 15 0	0 0 0
168	Andrew Rider	do	5	9	200 13 9	137 10 0	137 10 0	0 0 0
224	April 7	John Williams	do	west half	3	8	100 13 9	68 15 0	68 15 0	0 0 0
	1831									
481	Feb'y 26	Isaac Putterburgh ..	do	west half	34	5	100 15 0	75 0 0	75 0 0	0 0 0
	1832									
829	Oct'r 17	John Smith	do	east half	11	7	100 13 9	68 15 0	68 15 0	0 0 0
907	Nov'r 21	Daniel Stump	do	west half	11	7	100 17 6	87 10 0	87 10 0	0 0 0
	1834									
1590	April 18	Elisha Farr	do	east half	11	9	100 20 0	100 0 0	40 0 0	60 0 0
1614	June 2	William Burkholder ..	do	3	4	200 25 0	250 0 0	250 0 0	0 0 0
1825	Nov'r 14	Richard Jeffery	do	west half	11	9	100 20 0	100 0 0	70 0 0	30 0 0
	1835									
1868	Jan'y 19	William Mitchell	do	24	8	200 14 0	140 0 0	14 0 0	126 0 0

Amount of P in-
capital transac-
tions, 1911.

£	s.	d.
67	10	0
90	0	0
64	15	9
74	15	3
28	15	0
62	10	0
210	0	0
50	0	0
92	10	0
158	12	6
50	0	0
60	0	0
0	0	0
87	0	3
46	0	0
126	0	0
0	0	0
33	15	0
0	0	0
45	18	0
0	0	0
30	0	0
90	0	0
45	0	0
45	0	0
52	10	0
45	0	0
5	15	0
0	0	0
70	0	0
90	0	0
90	0	0
90	0	0
70	17	6
50	0	0
0	0	0
0	0	0
0	0	0
0	0	0
0	0	0
0	0	0
0	0	0
0	0	0
0	0	0
0	0	0
60	0	0
0	0	0
30	0	0
26	0	0

HOME DISTRICT—CONTINUED.

No. of Sale	Date of Sale	Name of the Purchaser	Township	Lot	Con.	Acres	Price per Acre.	Total amount of Sale.		Amount of Principal Paid		Amount of Principal remaining unpaid, 30th June, 1841.	
								£	s. d.	£	s. d.	£	s. d.
1836													
2326	Feb'y	9 Andrew Hamilton..	Vaughan	east half	9	8	100 23	0	115 0 0	69 0 0	0	46 0 0	
2498	August	5 R. V. P. Mayenhoffer	do	30	8	192 13	0	124 16 0	12 9 7	112 6 5	0	0	
2542	do	27 John Handley	do	11	3	200 33	0	300 0 0	30 0 0	270 0 0	0	0	
2739	Nov'r	15 James McMully..	do	east half	34	7	100 17	6	87 10 0	87 10 0	0	0	
2763	Dec'y	3 Anthony Bowes	do	3	2	200 25	0	250 0 0	25 0 0	225 0 0	0	0	
1837													
2959	March	8 Edward G. O'Brien	do	east half	21	3	100 12	6	62 10 0	31 5 0	31 5 0	0	
3026	April	18 Neil McGillivray	do	east half	20	9	100 20	0	100 0 0	40 0 0	60 0 0	0	
3059	May	10 Jacob Shank	do	W. 1/2 of W. 1/2									
3060	do	John Colthoun	do	E. 1/2 of W. 1/2									
3094	do	27 James Arnour	do	east half	9	4	50 27	6	68 15 0	68 15 0	0	0	
3095	do	Joseph Fraser	do	west half	21	3	100 20	0	100 0 0	10 0 0	90 0 0	0	
3109	June	8 R. Vanderburgh	do	north half	24	2	100 20	0	100 0 0	10 0 0	90 0 0	0	
3110	do	James Gilmore	do	south half	24	2	100 20	0	100 0 0	10 0 0	90 0 0	0	
3132	July	5 Richard Burgess	do	S. W. half	24	10	92 17	6	80 18 9	32 7 8	48 11 1	0	
1838													
3623	August	17 Neil McGillivray	do	east part	18	9	140 20	0	140 0 0	42 0 0	98 0 0	0	
3624	do	Donald McEriehri	do	west part	18	9	60 20	0	60 0 0	24 0 0	36 0 0	0	
1839													
3710	Feb'y	27 John Brown	do	5	7	200 16	3	162 10 0	48 15 0	113 15 0	0	0	
1840													
3947	June	12 William Cameron	do	west half	34	7	100 17	6	87 10 0	8 15 0	78 15 0	0	
1841													
4078	Jan'y	18 James Cane	do	east part	21	7	63 10	0	31 10 0	15 15 0	15 15 0	0	
1831													
1613	June	2 Thomas Williams	Vespra	east half	2	5	100 10	3	51 5 0	10 5 0	41 0 0	0	
1629	do	17 Ann Sullivan	do	18	2	100 10	3	51 5 0	15 7 6	35 17 6	0	0	
1714	August	0 James Shannon	do	east half	16	11	100 11	3	56 5 0	5 12 6	50 12 6	0	
1715	do	James Colton	do	west half	16	11	100 11	3	56 5 0	5 12 6	50 12 6	0	
1835													
2254	Nov'r	3 Richard Gill	do	11	3	200 10	0	100 0 0	100 0 0	0 0 0	0	0	
1838													
3578	June	1 Myrick Lally	do	north half	22	4	100 20	0	100 0 0	10 0 0	90 0 0	0	
1840													
4042	Oct'r	9 John Bingham	do	south half	22	4	100 20	0	100 0 0	10 0 0	90 0 0	0	
1829													
11	Jan'y	7 John Still	Whitby	25	1	200 20	0	200 0 0	200 0 0	0 0 0	0	0	
79	April	18 Lloyd Hodges	do	S. E. part	10 1/2	1	127 17	6	111 2 6	77 15 9	33 6 9	0	
		John Cook	do	N. W. & N. E. pt.	17 1/2	B. F.							
100	June	12 Benjamin Rogers	do	south part	15	B. F.	43 17	6	37 12 6	37 12 6	0 0 0	0	
105	August	3 Robert Wilcoxson	do	north half	12	B. F.	110 16	3	89 7 6	89 7 6	0 0 0	0	
106	do	Thomas Wilcoxson	do	south half	12	B. F.	100 12	6	62 10 0	56 5 0	6 5 0	0	
1830													
225	April	8 P. McDonald	do	east half	27	2	100 20	0	100 0 0	100 0 0	0 0 0	0	
226	do	Jabez Lynde	do	31	1	200 20	0	200 0 0	200 0 0	0 0 0	0	0	
1833													
988	Jan'y	25 Ebenezer Groat	do	west half	27	2	100 25	0	125 0 0	112 10 0	12 10 0	0	
1059	March	9 J. B. Warren	do	east half	20	2	100 25	0	125 0 0	50 0 0	75 0 0	0	
1106	April	10 James Hunter	do	N. W. 1/4	15	1	50 25	0	62 10 0	25 0 0	37 10 0	0	
1166	June	24 Joseph Fox	do	west half	20	2	100 25	0	125 0 0	87 10 0	37 10 0	0	
1170	do	26 William Potter, sen.	do	S. W. 1/4	15	1	50 25	0	62 10 0	31 5 0	31 5 0	0	
1244	August	21 William Annis	do	east half	15	1	100 25	0	125 0 0	62 10 0	62 10 0	0	
1835													
1903	Feb'y	18 Erastus Howard	do	north half	20	4	100 18	0	90 0 0	54 0 0	36 0 0	0	
1930	March	3 Thomas Bradley	do	north half	25	5	100 20	0	100 0 0	100 0 0	0 0 0	0	
1931	do	Thomas Wood	do	south half	25	5	100 20	0	100 0 0	30 0 0	70 0 0	0	
1982	April	21 A. M. Farewell	do	south part	2	1	135 25	0	168 15 0	50 12 6	118 2 6	0	
1994	May	20 James Stevens	do	north part	2	1	65 25	0	81 5 0	16 5 0	65 0 0	0	
2040	July	7 John McGregor	do	33	2	200 27	0	270 0 0	162 0 0	108 0 0	0	0	
2176	Sept'r	14 H. P. Smith	do	east half	25	3	100 25	0	125 0 0	87 10 0	87 10 0	0	
1836													
2350	March	24 Francis Leys	do	33	4	200 22	6	225 0 0	112 10 0	112 0 0	0	0	
2679	Oct'r	27 John McLean	do	25	9	200 16	0	160 0 0	48 0 0	112 0 0	0	0	
1837													
2811	Jan'y	12 Ab'm Butterfield	do	north quar.	2	3	50 22	6	56 5 0	5 12 6	50 12 6	0	
2839	do	25 J. B. Warren	do	12	2	200 27	6	275 0 0	137 10 0	137 10 0	0	0	
2912	Feb'y	6 David Stafford	do	27	6	200 20	0	200 0 0	80 0 0	120 0 0	0	0	
3058	May	9 Richard Woon	do	W. 1/2 & N. E. 1/4	2	B. F.	130 25	0	162 10 0	16 5 0	146 5 0	0	
3108	June	7 Thomas Burns	do	front part	6	6	50 20	0	50 0 0	30 0 0	20 0 0	0	
3182	July	25 James Blair	do	N. E. 1/4	8	1	50 22	0	55 0 0	55 0 0	0 0 0	0	
3185	do	Daniel Leonard	do	N. W. 1/4	8	1	50 22	0	55 0 0	5 10 0	49 10 0	0	
1652	Oct'r	18 James Corbit	do	west half	8	3	100 25	0	125 0 0	25 0 0	100 0 0	0	

HOME DISTRICT—CONTINUED.

No. of Sale	Date of Sale	Name of the Purchaser.	Township	Lot	Con.	Acres	Price per Acre	Total amount of Sale.	Amount of Principal Paid	Amount of Principal remaining June, 1844
1830										
3736	March 27	John Fairpharson	Whitby	west half	25	3	100 20 0	2 500 0	0	0
3807	June 26	Ab'm Ferwilligar	do	S. E. 1/4	6	2 1/2	50 17 6	43 15 0	43 15 0	0 0 0
3843	July 10	Ab'm Corvill, jun.	do	N. W. 1/4	6	2 1/2	50 17 6	43 15 0	4 7 6	39 7 6
3814										
		Ab'm D. Corvill	do	S. W. 1/4	6	2	50 20 0	50 0 0	5 0 0	45 0 0
		Mrs. S. Corvill	do							
3854	Oct'r 5	Charles Stephenson	do	east half	33	6	100 20 0	100 0 0	20 0 0	80 0 0
1840										
3900	Feb'y 5	George Stanley	do	south half	27	4	100 30 0	100 0 0	40 0 0	60 0 0
3944	June 8	Luther Harnden	do	west half	15	9	100 18 0	90 0 0	20 0 0	70 0 0
4060	Oct'r 31	William Smith	do	south half	12	8	100 20 0	100 0 0	10 0 0	90 0 0
1829										
14	July 20	Francis Wasley	Whitchurch		34	3	200 21 0	210 0 0	210 0 0	0 0 0
15		Asa Randall	do	east half	30	4	100 20 0	100 0 0	85 0 0	21 5 0
16		Mordeai Starr	do	west half	30	4	100 20 0	100 0 0	100 0 0	0 0 0
19		John Bogart, sen.	do		30	2	200 21 3	212 10 0	212 10 0	0 0 0
29	Feb'y 4	John Gilroy	do		24	4	200 16 3	162 10 0	162 10 0	0 0 0
36		James Lee	do	west half	2	7	100 16 3	81 5 0	81 5 0	0 0 0
84	May 2	Wm. Macklen, sen.	do	east half	2	5	100 15 0	75 0 0	75 0 0	0 0 0
85		Thomas Macklen	do	west half	9	6	100 15 0	68 15 0	68 15 0	0 0 0
86		John Macklen	do	west half	8	6	100 15 0	75 0 0	75 0 0	0 0 0
101	June 25	John Ashton	do		16	2	200 12 6	125 0 0	125 0 0	0 0 0
104	July 27	Philip Gower	do	west half	2	5	100 15 0	75 0 0	75 0 0	0 0 0
1830										
236	April 17	Daniel Hunter	do	east half	9	6	100 15 0	75 0 0	75 0 0	0 0 0
245	May 15	Simon Tiel	do		3	2	200 10 0	100 0 0	100 0 0	0 0 0
247		Christopher L. Simon	do	east half	2	7	100 16 3	81 5 0	56 17 6	24 7 6
249		Ab'm Stouffer, jun.	do		2	9	200 17 0	175 0 0	175 0 0	0 0 0
1831										
543	May 10	Wm. Musselman	do	west half	8	7	100 16 3	81 5 0	81 5 0	0 0 0
1842										
682	Feb'y 28	James Loyd, jun.	do		5	3	200 13 0	130 0 0	130 0 0	0 0 0
780	August 7	Varen Toal, jun.	do		28	3	200 21 3	212 10 0	127 10 0	85 0 0
781		Asa Randall	do		28	5	200 21 3	212 10 0	42 10 0	170 0 0
941	Dec'r 22	Jenchan Pitch	do		21	3	200 17 6	175 0 0	175 0 0	0 0 0
1833										
1128	April 24	Michael Law	do		6	10	40 15 0	30 0 0	27 0 0	3 0 0
1139	May 17	Samuel Rose	do	east half	8	9	100 16 3	81 5 0	24 7 6	56 17 6
1218	July 27	Robert Patterson	do	E. 1/4 of E. 1/2	8	1	50 20 0	50 0 0	20 0 0	30 0 0
1834										
1493	Jan'y 25	John Hastings	do	W. 3/4 of E. 1/2	3	6	100 20 0	100 0 0	25 0 0	25 0 0
1835										
1906	Feb'y 20	Norman Jones	do	west half	3	8	100 20 0	100 0 0	30 0 0	70 0 0
1990	May 13	P. Billenger	do	east half	3	4	100 20 0	100 0 0	60 0 0	40 0 0
1836										
2460	July 23	John McKay	do		24	2	200 25 0	250 0 0	250 0 0	0 0 0
1837										
2927	Feb'y 14	Philip Gower	do		9	4	200 12 0	120 0 0	60 0 0	60 0 0
1829										
4	Jan'y 2	James Irvine	York, (E. Y. S.)	east half	20	2 1/2	100 20 0	100 0 0	80 0 0	20 0 0
5		John Sanborn	do	west half	20	2 1/2	100 20 0	100 0 0	100 0 0	0 0 0
58	March 21	James O'Neill	do		18	4	96 30 0	96 0 0	96 0 0	0 0 0
62		Alexander Milne	do		5	3	200 17 6	175 0 0	175 0 0	0 0 0
72	April 11	Christ'r Williams	do	south half	12	4 1/2	65 20 0	65 0 0	65 0 0	0 0 0
73		William Sylvester	do	north half	12	4 1/2	65 20 0	65 0 0	65 0 0	0 0 0
74		John Gray	do		10	4	140 20 0	140 0 0	140 0 0	0 0 0
118	Oct'r 7	William Edmonds	do		22	4	75 20 0	75 0 0	67 10 0	7 10 0
1830										
248	May 20	David Burns	do		24	4	66 20 0	66 0 0	66 0 0	0 0 0
299	August 17	George Elliot	do		20	4	90 15 0	67 10 0	67 10 0	0 0 0
1832										
717	March 30	Joseph Harris	do	north half	11	2 1/2	100 20 0	100 0 0	100 0 0	0 0 0
718		John Harris	do	south half	11	2 1/2	100 20 0	100 0 0	100 0 0	0 0 0
926	Dec'r 7	George Hutchinson	do		8	4	150 25 0	187 10 0	150 0 0	37 10 0
1833										
1039	Feb'y 27	Robert Catherwood	do	south half	40	3	100 22 6	112 10 0	90 0 0	22 10 0
1040		Benjamin Conlin	do	north half	40	3	100 22 6	112 10 0	90 0 0	22 10 0
1844										
1044	March 1	James FitzGibbon	do	do from the Bay	10	3	200 25 0	250 0 0	50 0 0	200 0 0
1048		C. D. Maginn	do		6	4	100 21 0	168 0 0	168 0 0	0 0 0
1200	July 22	Henry Howell	do	south half	4	4	90 22 6	101 5 0	70 17 6	30 7 6
1213		Arthur Martin	do	north half	4	4	90 22 6	101 5 0	101 5 0	0 0 0

HOME DISTRICT—CONTINUED.

No. of Sale.	Date of Sale.	Name of the Purchaser.	Township.	Lot.	Con.	Acres.	Price per Acre.	Total Amount of Sale.	Amount of Principal paid.	Amount of Principal remaining unpaid 30th June, 1911.
	1834									
1569	March	15 John Hopper	York (E. Y. S.)	east half	23	3	190 22	6	112 10	0
1612	May	29 John Bishop	do	11	3	290 25	0	250 0	0
1791	Oct'r	14 John Sanburn	do	N. W. ¼	23	3	50 20	0	50 0	0
	(1835)									
1881	Jan'y	29 Edward Brock	do	17	3	100 25	0	125 0	0
1917	Feb'y	24 Alexander Milne	do	south half	7	2	200 22	6	225 0	0
1959	April	3 Thomas Horke	do	3	2	200 45	0	250 0	0
	1837									
2998	March	23 John Nicholson and James Williamson	do	17	3	100 27	6½	137 14	2
3031	July	18 John Henry	do	north half	14	4	200 20	0	100 0	0
	1839			west half	14				60 0	0
3707	Feb'y	20 William Proudfoot	do	2	4	90 17	9½	80 0	0
3762	May	2 J. Mulholland	do	south half	16	4	100 20	0	100 0	0
	1841									
4093	Feb'y	23 Thomas Reilly	do	east part	14	4	20 20	0	20 0	0
	1829									
12	Jan'y	12 Samuel Armstrong	York (W. Y. S.)	north half	9	2	100 20	0	100 0	0
20	23 John Cresson	do	21	5	200 22	0	220 0	0
65	April	1 John Carlisle	do	south half	9	2	100 20	0	100 0	0
	1830									
139	Jan'y	22 John Clarke	do	south half	8	3	100 19	0	95 0	0
194	Feb'y	27 Thomas Goulding	do	8	3	100 19	0	95 0	0
212	March	20 Edward Charlton	do	north half	16	4	200 20	0	200 0	0
269	June	19 William Janson	do	20	2	100 18	0	90 0	0
282	July	7 William Wriget	do	east half	20	2	100 18	0	90 0	0
309	August	27 Isaac Hord	do	west half	18	3	200 21	3	212 10	0
	1832									
659	Feb'y	10 George Dennison	do	6	4	200 17	6	175 0	0
724	April	9 William Jackson	do	rear half	13	3	100 25	0	125 0	0
728	11 James Kerr	do	west half	9	4	100 20	0	100 0	0
778	August	1 John Books	do	east half	9	4	100 20	0	100 0	0
785	17 James Ross	do	3	2	200 22	6	225 0	0
	1833									
987	Jan'y	23 Samuel Snider	do	20	4	200 26	6	265 0	0
1074	March	19 William Magee	do	S. E. ¼	13	3	50 25	0	62 10	0
	1836									
2508	August	6 Jacob Kizer	do	25	3	200 25	0	250 0	0
	1837									
2944	Feb'y	28 Charles Dillery	do	east half	2	3	100 25	0	125 0	0
3036	} May	8 D'Arcy Boulton	do	north half	1	3	100 28	6	142 10	0
3057				north half	1	2	100 50	0	150 0	0
				from the Bay						
3081	23 Allan Gray	do	N. E. ¼	13	3	50 30	0	75 0	0
3085	25 F. Erhn Kaiser	do	24	4	200 25	0	250 0	0
3112	June	14 Jacob Troyer	do	east half	22	3	100 20	0	100 0	0
3113	Edward Charlton	do	14	4	200 20	0	200 0	0
	1839									
3532	April	23 Gust's Stephenson	do	east half	14	2	100 25	0	125 0	0
3553	Robert Stephenson	do	west half	14	2	100 25	0	125 0	0
3576	May	30 George Jackson	do	west half	22	3	100 20	0	100 0	0
	1840									
4004	August	13 John Crawford	do	16	6	64 20	0	64 0	0
4074	Dec'r	8 Jacob Parsons	do	W. ½ of E. ½	21	6	50 21	3	53 2 6	5 6 3
	1841									
4087	Feb'y	9 William Wakefield	do	west half	2	3	100 25	0	125 0	0

HOME DISTRICT—CONTINUED.

SUMMARY.				Acres	Total Amount of Sale	Amount of Principal Paid	Amount of Principal remaining unpaid, 30th June, 1891.			
				£	s.	d.	£	s.	d.	
1—Adjala	1300	675	0	0	137	10	0	587	10	0
2—Allison	2770	1502	7	6	376	18	9	1125	8	9
3—Brock	3000	1397	10	0	315	7	6	1082	2	6
4—Caledon	1600	927	10	0	332	15	0	594	15	0
5—Chinguacousy	4445	3370	0	0	1477	10	0	1892	10	0
6—Collingwood	50	25	0	0	2	10	0	22	10	0
7—Essa	1000	500	0	0	120	0	0	380	0	0
8—Etobicoke	2714½	2779	17	6	1700	8	9	1079	8	9
9—Flos	100	50	0	0	5	0	0	45	0	0
10—Georgina	956	520	10	0	342	7	6	178	2	6
11—Gwillembury (North)	1321	756	3	9	644	17	9	111	6	0
12— Do (East)	3060	2372	10	0	1652	18	9	719	11	3
13— Do (West)	4678	2919	0	0	1703	8	0	1215	12	0
14—Innisfil	1670	825	0	0	215	0	0	610	0	0
15—King	4615	3180	15	0	1631	10	0	1549	5	0
16—Mara	653	256	15	0	44	8	6	212	6	6
17—Markham	7111	8248	12	6	4650	10	0	3598	2	6
18—Middletown	1200	600	0	0	130	0	0	470	0	0
19—Mowat	1200	625	0	0	122	10	0	502	10	0
20—Mulmer	300	151	5	0	25	2	6	126	2	6
21—Northwest	300	150	0	0	35	0	0	115	0	0
22—Orillia	1182	594	4	0	176	15	8	417	8	4
23—Oro	1720	862	10	0	253	5	0	609	5	0
24—Pickering	5308	4060	13	0	2794	1	4	2166	11	8
25—Reach	2198	1161	10	0	271	3	0	890	7	0
26—Scarborough	3447	3065	10	0	2506	8	7	1099	1	5
27—Scott	200	100	0	0	25	0	0	75	0	0
28—Tav	41	20	10	0	2	1	0	18	9	0
29—Tecumseh	2050	1227	10	0	549	0	0	678	10	0
30—Thorah	1439	640	13	9	187	16	11½	452	16	9½
31—Tiny	355	194	10	0	66	5	0	128	5	0
32—Toronto	6151½	6672	10	0	3933	2	4	2739	7	8
33—Toronto, Gore of	1712	1724	15	0	1036	19	3	687	15	9
34—Toronto	500	250	0	0	40	0	0	210	0	0
35—Uxbridge	1325	753	15	0	146	12	6	607	2	6
36—Vaughan	4247½	4092	4	9	2323	7	3	1708	17	6
37—Vespa	800	515	0	0	156	17	6	358	2	6
38—Whitby	4160	4414	7	6	2311	3	3	2103	4	3
39—Whitchurch	3940	3415	0	0	2810	10	0	595	10	0
40—York, East of Yonge Street	3-47	3632	14	2	2750	14	2	873	0	0
41—York, West of do	3714	4139	12	6	2868	8	3	1271	4	3
Total	91875	74810	6	11	40893	4	0½	33917	2	10½

GORE DISTRICT.

No. of Sale	Date of Sale	Name of the Purchaser	Township	Lot	Con.	Acres	Price per Acre	Total Amount of Sale	Amount of Principal paid	Amount of Principal remaining unpaid, 30th June, 1891		
							£	s.	d.	£	s.	d.
1830	Nov'r	5 Peter Shook	Beverly	2	2	200	12	6	125	0	0	0
1831	Feb'y	11 Joseph Cornell	do	9	4	200	113	112	10	0	0	0
1832	Nov'r	14 Henry Lamb, sen. ..	do	north half	12	5	100	7	6	37	10	0
1833	Sept	28 John Valens	do	25	9	200	15	0	150	0	0	0
1332	Oct'r	12 Nelson Burley	do	2	10	100	17	0	85	0	0	0
1335	17 John Beary	do	35	4	200	15	0	150	0	0	0
1339	18 Robert Riddle and John Johnstone	do	17	6	200	15	0	150	0	0	0
1340	Alexander Innes and James McQueen	do	19	7	200	15	0	150	0	0	0
1351	25 Thomas Dunkin	do	south half	34	7	100	15	0	75	0	0
1835
1971	April	16 Hon. James Crooks	do	35	2	200	22	6	225	0	0	0
1998	May	30 Peter Jones	do	4	3	200	22	6	225	0	0	0

of Principal
ing unpaid,
ne, 1841.

	s.	d.
7	10	0
6	8	9
2	2	6
4	15	0
2	10	0
0	10	0
0	0	0
0	8	9
5	0	0
3	2	6
1	6	0
0	11	3
12	0	0
0	0	0
0	5	0
2	6	6
3	2	6
0	0	0
10	0	0
5	2	6
0	0	0
7	8	-1
5	0	0
11	8	8
0	7	0
0	1	5
0	0	0
9	0	0
10	0	0
16	9	$\frac{1}{2}$
5	0	0
7	8	8
15	9	0
0	0	0
2	6	6
17	6	6
2	6	6
4	3	3
10	0	0
0	0	0
4	3	3
<hr/>		
2	10	$\frac{1}{2}$

of Prin-
al remaining
paid, 30th
ne, 1841

	s.	d.
0	0	0
0	0	0
0	0	0
5	0	0
1	0	0
5	0	0
5	0	0
5	0	0
2	10	0
7	10	0
2	10	0

GORE DISTRICT—CONTINUED.

No. of Sale	Date of Sale	Name of the Purchaser	Township	Lot	Con.	Acres	Price per Acre		Total amount of Sale.		Amount of Principal paid		Prin- cipal amount paid, 3 June, 1844	
							s.	d.	£	s.	d.	£	s.	d.
1836														
2577	Sept'r	24 Alexander Kinnaird	Beverly	32		4 200	16	0	160	0	0	16	0	0
2676	Oct'r	21 James Corniell	do	9		6 200	22	6	225	0	6	180	0	0
2690		28 William Stevenson	do	north half	34	5 100	15	0	75	0	0	7	10	0
2697		31 William Stewart	do		17	10 100	17	0	85	0	0	8	10	0
2738	Nov'r	26 George Gray	do		31	9 200	15	0	150	0	0	15	0	0
1837														
3097	May	30 Henry Erb	do		4	7 200	22	6	225	0	0	225	0	0
3138	July	11 John Marshall	do		24	10 100	15	0	75	0	0	7	10	0
3365	Sept'r	30 James Hunt	do	south half	34	3 100	20	0	100	0	0	80	0	0
1838														
3591	June	25 Richard Will	do	north half	9	2 100	15	0	75	0	0	7	10	0
3791	June	11 Adam Thompson	do		24	2 200	22	6	225	0	0	135	0	0
1840														
3974	July	10 John Wincock	do		2	8 200	12	6	125	0	0	12	10	0
3997	August	13 George Jones	do	south } north }	32	5 100	10	0	25	0	0	0	0	0
1837		Hon. J. Crooks	do		32	1 150	10	0	75	0	0	7	10	0
3298	August	3 Fleming Hewitt	Binbrook	18		9 88	20	6	90	4	0	9	0	5
1829														
114	Sept'r	14 Isaac Askin	Esquesing	east half	5	6 100	14	0	70	0	0	70	0	0
120	Oct'r	9 Jane Smith	do		12	10 200	12	6	125	0	0	125	0	0
123		13 John Atkinson	do		3	7 200	15	0	100	0	0	150	0	0
1830														
162	Feb'y	3 John McCall	do		12	6 200	11	3	112	40	0	112	10	0
176		12 Daniel Stewart	do		3	3 200	13	0	130	0	0	130	0	0
177		17 Robert Murray	do	west half	5	4 100	14	0	70	0	0	70	0	0
179		18 James Hainer	do		18	5 200	13	0	130	0	0	78	0	0
223	April	2 James Stewart	do		10	5 200	12	6	125	0	0	125	0	0
235		16 David Darling	do	east half	5	4 100	14	0	70	0	0	70	0	0
239		17 A. Robertson, jun.	do		5	2 200	12	6	125	0	0	62	10	0
358	Nov'r	5 Joseph Freeman	do		20	6 200	15	0	150	0	0	75	0	0
1831														
424	Feb'y	9 William Pickard	do		3	9 200	13	0	130	0	0	130	0	0
530	May	4 Charles Teitzell	do		31	3 200	10	0	100	0	0	100	0	0
1832														
690	March	13 Zenos Adams	do		27	2 200	8	0	80	0	0	40	0	0
924	Dec'r	4 Adolphus Adkins	do		27	4 200	12	6	125	0	0	62	10	0
1833														
1109	April	12 Alexander Stewart	do		10	3 200	12	6	125	0	0	112	10	0
1168	June	25 Andrew Kyle	do	N. W. } west }	4	11 100	15	0	75	0	0	75	0	0
1174	July	2 James Hume	do		12	4 100	13	9	68	15	0	55	0	0
1261	Sept'r	7 James McLaran	do		10	11 200	20	0	200	0	0	86	9	0
1402	Dec'r	17 John Humphreys	do	S. E. half	4	11 100	15	0	75	0	0	52	10	0
1834														
1423	Jan'y	7 William Perdue	do	south half	5	10 100	20	0	200	0	0	30	0	0
1437		15 John Howson, sen.	do		5	8 200	20	0	200	0	0	40	0	0
1510	Feb'y	13 John McNaughton	do	east half	12	2 100	12	6	62	10	0	6	5	0
1811	Oct'r	31 Hiram Bedford	do	west half	18	11 100	13	2	65	16	8	19	15	0
1835														
1909	Feb'y	21 Arthur Brookes	do	east half	3	5 100	17	6	87	10	0	87	10	0
1918		26 James Shoutreed	do	west half	3	5 100	15	0	75	0	0	45	0	0
2607	Oct'r	3 Sophia Hainer	do	east half	20	4 100	12	6	62	10	0	6	5	0
2608		John Burns	do	east half	25	3 100	12	6	62	10	0	12	10	0
1838														
366	Nov'r	11 J. & D. Stewart	do	east half	16	7 100	30	0	150	0	0	15	0	0
1841														
4090	Feb'y	18 Charles Williams	do	east half	25	9 100	11	3	56	5	0	56	5	0
1829														
112	Sept'r	4 E. C. Griffin	Flamborough (E.)	6		3 200	20	0	200	0	0	200	0	0
1830														
325	Sept'r	13 William Applegarth	do		6	B. F. 100	17	6	237	10	0	237	10	0
1836					6	1 200	15	0	100	0	0	100	0	0
2551	Sept'r	2 William Long	do		12	3 200	27	6	275	0	0	192	10	0
2621	Oct'r	5 David Parsons	do	N. E. part	2	4 100	20	0	100	0	0	100	0	0
1837														
3102	May	31 James Foster	do		12	5 200	15	0	150	0	0	75	0	0
3143	July	14 John Buckley	do		6	5 200	22	6	225	0	0	225	0	0
1839														
3843	August	25 Andrew McIlroy	do	N. W. half	6	11 100	11	3	56	5	0	5	12	6
1830														
201	March	9 John S. Green	Flamborough (W.)	north half	8	2 100	32	6	162	10	0	113	15	0
		Isaac B. Green	do	south half	8	2 100	32	6	162	10	0	162	10	0
229	April	10 George Haines	do	west half	2	3 100	15	0	75	0	0	75	0	0

GORE DISTRICT—CONTINUED.

No. of Sale	Date of Sale	Name of the Purchaser	Township	Lot	Con.	Acres	Price per Acre	Total amount of Sale	Amount of Principal paid	Amount of Principal remaining unpaid, 30th June, 1911
							£ s. d.	£ s. d.	£ s. d.	£ s. d.
	1830									
230	April	10 David Bitzner.....	lamborough (W.)	east half	2	3	100 15 0	75 0 0	75 0 0	0 0 0
232	14 John Keagey, jun.	do	16	2	200 20 0	200 0 0	200 0 0	0 0 0
250	June	5 John Keagey, sen.	do	1	2	100 20 0	100 0 0	100 0 0	0 0 0
385	Dec'r	14 John Muirhead.....	do	west half	1	2	100 20 0	100 0 0	100 0 0	0 0 0
	1835									
1967	April	8 Andrew J. Kerby..	do	north half	9	3	100 20 0	100 0 0	30 0 0	70 0 0
	1836									
2366	April	18 Edward Ryckman .	do	24	3	132 20 0	132 0 0	79 4 0	52 16 0
2795	Dec'r	20 John Smith.....	do	north half	17	3	100 20 0	100 0 0	30 0 0	70 0 0
2798	30 Peter Caso.....	do	south half	17	3	100 20 0	100 0 0	20 0 0	80 0 0
	1837									
3103	May	31 George Smith.....	do	8	6	200 12 6	125 0 0	12 10 0	112 10 0
3257	August	14 Thomas Nickle....	do	2	7	200 12 6	125 0 0	12 10 0	112 10 0
3456	Nov'r	14 John Gardner, jun.	do	16	6	300 12 6	18 15 0	5 12 6	13 2 6
	1839									
3866	Nov'r	11 Rees Tunis.....	do	south half	9	3	100 20 0	100 0 0	100 0 0	0 0 0
	1830									
241	April	28 Jacob Smith, sen..	Glanford	2	2	188 21 0	197 8 0	197 8 0	0 0 0
	1831									
573	Nov'r	4 B. Leeming.....	do	west half	4	6	94 17 6	82 5 0	82 5 0	0 0 0
	1832									
603	July	6 P. Huffman.....	do	east half	4	2	94 20 0	94 0 0	94 0 0	0 0 0
626	19 Christ'n Fink.....	do	east half	4	6	94 17 6	82 5 0	57 11 6	24 13 6
	1833									
1049	March	5 James French.....	do	west half	4	2	94 25 0	117 10 0	117 10 0	0 0 0
	1834									
1643	July	1 David Kern.....	do	8	2	188 10 0	94 0 0	94 0 0	0 0 0
	1838									
3650	Oct'r	16 Henry Smith.....	do	south half	2	4	94 20 0	94 0 0	94 0 0	0 0 0
	1839									
3801	June	19 Henry Hawpon....	do	14	2	188 12 6	137 10 0	35 5 0	82 5 0
3874	Dec'r	9 Jacob Heagle.....	do	12	2	188 15 0	141 0 0	28 4 0	112 16 0
	1830									
339	Oct'r	19 David Cargill.....	Nasagiweya	west half	12	4	100 7 6	37 10 0	37 10 0	0 0 0
	1831									
562	Oct'r	13 Samuel Gordon ...	do	east half	3	3	100 7 6	37 10 0	11 5 0	26 5 0
	1833									
1231	August	6 William Moffatt ...	do	5	6	200 14 0	140 0 0	14 0 0	126 0 0
	1834									
1506	Feb'y	7 William Fletcher ..	do	50	4	200 16 0	160 0 0	16 0 0	144 0 0
1513	13 George Rouse.....	do	east half	27	2	100 15 0	75 0 0	30 0 0	45 0 0
1557	March	5 Donald Leitch.....	do	east half	25	7	100 12 6	62 10 0	25 0 0	37 10 0
1790	Oct'r	14 Andrew Stephenson	do	east half	16	5	100 12 6	62 10 0	6 5 0	56 5 0
	1835									
1884	Jan'y	31 Donald McEwen ..	do	west half	16	3	100 11 3	56 5 0	16 17 6	39 7 6
1905	Feb'y	20 George Barber.....	do	east half	16	3	100 11 3	56 5 0	33 15 0	22 10 0
2048	July	13 John Scott.....	do	west half	31	3	100 17 6	87 10 0	35 0 0	52 10 0
2049	Henry Burrows.....	do	east half	31	3	100 17 6	87 10 0	8 15 0	78 15 0
	1837									
2841	Jan'y	27 Hugh Fraser.....	do	east half	5	2	100 10 0	50 0 0	5 0 0	45 0 0
3237	August	2 Stephen Bunnage ..	do	east half	31	1	100 10 0	50 0 0	5 0 0	45 0 0
	1838									
3379	June	5 James Meddows.....	do	west half	31	1	100 10 0	50 0 0	15 0 0	35 0 0
3388	5 John Gilhes.....	do	west half	20	2	100 10 0	50 0 0	25 0 0	25 0 0
	1839									
3715	March	2 Thomas Allison.....	do	16	1	200 10 0	100 0 0	10 0 0	90 0 0
	1840									
4047	Oct'r	2 William Martin....	do	west half	27	2	100 13 9	68 15 0	20 12 6	48 2 6
	1830									
169	Feb'y	9 M. P. Summerman..	Nelson	S. ½ 2 N. D. S.	2	2	100 16 0	80 0 0	80 0 0	0 0 0
170	Eli Teeple.....	do	N. ½ 2 do	2	2	100 16 0	80 0 0	80 0 0	0 0 0
203	March	11 Thomas Alton.....	do	8 S. D. S.	2	2	200 17 0	170 0 0	170 0 0	0 0 0
250	May	26 Isaac Vanorman ..	do	3 do	3	3	200 16 0	100 0 0	160 0 0	0 0 0
	1851									
303	Jan'y	12 David Parsons.....	do	2 N. S.	3	3	200 15 0	150 0 0	150 0 0	0 0 0
415	Feb'y	1 John Davidson.....	do	15 N. D. S.	2	2	200 15 0	150 0 0	150 0 0	0 0 0
598	Dec'r	30 Clement Lucas.....	do	12 S. D. S.	4	4	110 16 0	88 0 0	88 0 0	0 0 0
	1832									
914	Nov'r	28 John Cotter.....	G.	8 do	3	3	200 17 0	170 0 0	170 0 0	0 0 0
	1833									
1241	August	20 Thomas Miller.....	do	W. ½ 2 N. S.	7	7	100 20 0	100 0 0	20 0 0	80 0 0
1242	Hugh McCollough ..	do	E. ½ 2 do	7	7	100 20 0	100 0 0	100 0 0	0 0 0

Amount of Principal remaining unpaid, 30th June, 1841

£	s.	d.
0	0	0
0	0	0
0	0	0
0	0	0
0	0	0
70	0	0
52	16	0
70	0	0
80	0	0
112	10	0
112	10	0
13	2	6
0	0	0
0	0	0
0	0	0
0	0	0
24	13	6
0	0	0
0	0	0
0	0	0
82	5	0
112	16	0
0	0	0
26	5	0
426	0	0
444	0	0
45	0	0
37	10	0
56	5	0
39	7	6
22	10	0
52	10	0
78	15	0
45	0	0
45	0	0
35	0	0
25	0	0
90	0	0
48	2	6
35	0	0
0	0	0
0	0	0
0	0	0
0	0	0
0	0	0
0	0	0
0	0	0
0	0	0
0	0	0
80	0	0
0	0	0

GORE DISTRICT—CONTINUED.

No. of Sale	Date of Sale	Name of the Purchaser.	Township	Lot.	Con.	Acres	Price per Acre.	Total amount of Sale	Amount of Principal Paid	Amount of Principal remaining unpaid 30th June, 1911
								£ s. d.	£ s. d.	£ s. d.
1333	1248 August	27 James Dynes	Nelson	2 S. D. S.	3	200 20	0	200 0 0	20 0 0	180 0 0
	1357 Oct'r	31 Lemmon Ford	do	8	7	200 20	0	200 0 0	160 0 0	40 0 0
	1359 Nov'r	6 Vickers Pennt.	do	north half 12	2	100 22	6	112 10 0	90 0 0	22 10 0
	1361	George Dales.	do	south half 12	2	100 20	0	100 0 0	30 0 0	70 0 0
	1370	16 John Peer	do	W. ½ 8 N. S.	3	100 22	0	110 0 0	11 0 0	99 0 0
	1371	Charles Howard	do	east half 8	3	100 22	0	110 0 0	110 0 0	0 0 0
	1411 Dec'r	23 John Dawson	do	north half 5	2	100 20	0	100 0 0	20 0 0	80 0 0
	1413	28 Robert Westwood	do	W. ½ 15 N. S.	7	100 20	0	100 0 0	100 0 0	0 0 0
1334	1581 April	7 William Green	do	E. ½ 15 do	7	100 20	0	100 0 0	30 0 0	70 0 0
	1774 Sept'r	29 Chris. Fothergill	do	N. ½ 6 S. D. S.	2	100 20	0	100 0 0	60 0 0	40 0 0
1335	2055 July	18 John McGregor	do	8 N. S.	5	200 20	0	200 0 0	20 0 0	180 0 0
	2181 Sept'r	19 Thomas Douglass	do	S. ½ 6 S. D. S.	2	100 20	0	100 0 0	10 0 0	90 0 0
1337	3088 May	26 T. E. Pickett	do	N.W. ¼ 6 N.S.	4	100 20	0	100 0 0	30 0 0	70 0 0
	3654 Oct'r	22 William Manarey	do	13	2	200 18	9	187 10 0	20 0 0	167 10 0
	3666 Nov'r	19 John McLarin	do	N. W. half 8	2	100 20	0	100 0 0	10 0 0	90 0 0
1339	3609 Feb'y	14 John Ross	do	south half 5	2	100 20	0	100 0 0	100 0 0	0 0 0
	3709 May	9 S. De Forest	do	S. E. half 6	6	100 16	0	80 0 0	80 0 0	0 0 0
	3809 July	2 John Lusk	do	W. ½ of S. ½ 3	1	50 20	0	50 0 0	5 0 0	45 0 0
1340	3931 May	5 Moses Lindlay	do	N. D. S.	4	60		51 4 0	51 4 0	0 0 0
	3981 May	21 John McGregor	do	S.W. ¼ 6 N.S.	6	106 15	0	75 0 0	12 8 0	62 12 0
1329	1 Jan'y	1 William Carroll	Pastineh.	rear half 9	7	105 10	0	52 10 0	5 5 0	47 5 0
	2	2 Patrick Carroll	do	rear half 10	7	100 10	0	50 0 0	5 0 0	45 0 0
	3	John Clure	do	front half 10	8	100 10	0	50 0 0	5 0 0	45 0 0
	6	Thamp'y Lowark	do	rear half 13	7	98 3	10 0	100 0 0	100 0 0	0 0 0
	117 Oct'r	3 Thomas Keenan	do	front half 13	8	101 1	10 0	100 0 0	100 0 0	0 0 0
	119	8 Cornelius Sullivan	do	front part 2	8	75 1/2	10 0	37 12 6	3 15 3	33 17 3
	122	8 Cornelius Sullivan	do	front part 7	8	57 1/2	10 0	28 17 6	28 17 6	0 0 0
	123	13 Michael O'Neill	do	rear half 2	7	124 1/2	10 0	62 7 6	6 4 9	56 2 9
	129 Nov'r	18 Thomas Dunn	do	front half 11	8	100 10	0	50 0 0	5 0 0	45 0 0
	132 Dec'r	3 Owen Bready	do	rear half 3	7	133 1/2	10 0	66 12 6	6 13 3	59 19 3
1330	160 Feb'y	2 D. McLaren	do	front half 9	8	94 1/2	10 0	47 5 0	47 5 0	0 0 0
	180	19 Simon Enstace	do	rear half 11	7	100 10	0	50 0 0	5 0 0	45 0 0
	252 May	20 James Crooks	do	1	8	191 16	0	152 16 0	152 16 0	0 0 0
	264 June	15 Thomas Ronke	do	front half 8	8	73 1/2	10 0	36 15 0	7 7 0	29 8 0
	298 August	17 George Walizer	do	front half 5	8	56 1/2	10 0	28 7 6	28 7 6	0 0 0
	308	26 John Mitchell	do	rear half 21	7	94 1/2	10 0	47 2 6	4 14 3	42 8 3
	318 Sept'r	8 John Foster	do	front half 1	7	100 10	0	50 0 0	5 0 0	45 0 0
	320	8 Edward Gilmore	do	rear half 10	8	100 10	0	50 0 0	5 0 0	45 0 0
	329	20 Thomas M. Shaw	do	3	8	166 1/2	10 0	83 7 6	25 0 3	58 7 3
	330	George Stiller	do	front half 2	7	100 10	0	50 0 0	35 0 0	15 0 0
	338 Oct'r	19 Lorenz Haketeru	do	rear half 34	7	200 10	0	100 0 0	100 0 0	0 0 0
	350 Nov'r	27 John McNulty	do	front half 34	8	100 10	0	50 0 0	10 0 0	40 0 0
	383 Dec'r	30 Alexander Kelly	do	front half 6	8	56 1/2	10 0	28 7 6	2 16 9	25 10 9
	389	John Patterson	do	front half 10	7	100 10	0	50 0 0	5 0 0	45 0 0
1331	396 Jan'y	14 Anthony Mulligan	do	front half 21	7	100 10	0	50 0 0	5 0 0	45 0 0
	397	Thos. Edmondston	do	front half 20	7	100 10	0	50 0 0	25 0 0	25 0 0
	400	15 D. McFarlane	do	rear part 15	7	101 10	0	50 10 0	5 1 0	45 9 0
	404	26 William Gregg	do	7	8	100 10	0	50 0 0	50 0 0	0 0 0
	531 May	4 James Edmondston	do	front half 19	7	100 10	0	50 0 0	25 0 0	25 0 0
	554 July	2 Thomas Blount	do	rear half 15	8	100 10	0	50 0 0	5 0 0	45 0 0
	588 Nov'r	28 James Mooney	do	rear half 9	8	100 10	0	50 0 0	5 0 0	45 0 0
	596 Dec'r	29 A. N. McNab	do	rear half 18	7	100 10	0	50 0 0	50 0 0	0 0 0
1332	654 Feb'y	6 John Barrett	do	rear half 4	2	100 15	0	75 0 0	7 10 0	67 10 0
	655	D. McKenzie	do	rear half 24	2	100 15	0	75 0 0	75 0 0	0 0 0
	656	Alex'r McKenzie	do	front half 24	2	100 15	0	75 0 0	7 10 0	67 10 0
	665	13 John Connell	do	rear part 10	5	68 15	0	51 0 0	51 0 0	0 0 0
	666	Peter McIntyre	do	rear half 16	5	99 1/2	17 0	54 7 3	8 8 9	75 18 6
	667	Edward Yeamans	do	rear half 13	5	100 1/2	15 0	150 0 0	150 0 0	0 0 0
	668	Thomas Yeatham	do	front half 12	5	100 15	0	75 0 0	7 10 0	67 10 0
	669	James Henry	do	rear half 4	4	100 15	0	75 0 0	7 10 0	67 10 0
	670	Edward Shields	do	rear part 25	2	92 1/2	15 0	69 3 9	69 3 9	0 0 0
	671	Ward Smith	do	front half 3	4	100 15	0	75 0 0	75 0 0	0 0 0

Amount of Principal remaining unpaid 30th June, 1911

£	s	d.
180	0	0
40	0	0
22	10	0
70	0	0
99	0	0
0	0	0
80	0	0
0	0	0
70	0	0
40	0	0
180	0	0
90	0	0
70	0	0
167	10	0
90	0	0
0	0	0
0	0	0
45	0	0
0	0	0
62	12	0
47	5	0
43	0	0
43	0	0
0	0	0
33	17	3
0	0	0
56	2	9
43	0	0
59	19	3
0	0	0
43	0	0
0	0	0
29	8	0
0	0	0
42	8	3
43	0	0
43	0	0
58	7	3
13	0	0
0	0	0
40	0	0
23	10	9
43	0	0
43	0	0
23	0	0
0	0	0
23	0	0
43	0	0
43	0	0
0	0	0
67	10	0
0	0	0
67	10	0
0	0	0
73	18	6
0	0	0
67	10	0
67	10	0
0	0	0
0	0	0

GORE DISTRICT—CONTINUED.

No. of Sale	Date of Sale	Name of the Purchaser	Township	Lot	Con.	Acres	Price per Acre		Total Amount of Sale	Amount of Principal paid.			Amount of Principal remaining unpaid, 30th June, 1944.		
							£	s. d.		£	s. d.	£	s. d.	£	s. d.
672	Feb'y 13	Andrew Steel.....	Pustinch.....	rear part 35	8	100 15 0	75	0	0	75	0	0	0	0	0
678	23 John McLaren.....	do	rear part 5	7	143 10 0	71	12	6	7	3	3	64	9	3
679	John McLaren.....	do	rear part 4	7	140 10 0	70	7	6	7	0	9	63	6	9
680	Peter Holm.....	do	rear half 1	3	100 15 0	75	0	0	75	0	0	0	0	0
681	Peter McIntyre	do	rear half 15	5	100 16 0	80	0	0	8	0	0	72	0	0
684	March 5	Anthony Dimert.....	do	rear half 11	4	100 15 0	75	0	0	7	10	0	67	10	0
685	8 Patrick Maughan	do	front part 22	8	74 15 6	57	14	9	5	15	6	51	19	3
686	George Mauch.....	do	front half 35	9	100 15 0	75	0	0	15	0	0	60	0	0
687	Frederic Shaver.....	do	rear part 36	8	100 15 0	75	0	0	30	0	0	45	0	0
697	19 Richard Hewett.....	do	rear half 14	5	100 15 0	75	0	0	7	10	0	67	10	0
720	April 3	William Harrison.....	do 14	8	198 10 0	99	2	6	9	18	3	89	4	3
739	18 Andrew Kennedy.....	do	rear half 12	7	96 10 0	48	0	0	4	16	0	43	4	0
743	26 Rowland Wingfield.	do	rear halves 7, 8, 9 & 10.....	4	679 15 0	509	8	9	509	8	9	0	0	0
759	June 23	Rowland Wingfield.	do	that part of 7, 8, 9 & 10 lying south of Ri- ver Speed ..	5										
766	July 11	John Hanlon.....	do	rear half 11	5	113 15 0	85	6	3	85	6	3	0	0	0
766	August 18	John Arkell.....	do	rear half 11	8	100 15 0	75	0	0	7	10	0	67	10	0
787	Robert Arkell.....	do	pt. of 7, 8, 9 & 10	9	300 10 0	150	0	0	30	0	0	120	0	0
788	Thomas Arkell.....	do	pt. of 3, 4, 5 & 6	9	198 10 0	99	0	0	9	18	0	89	2	0
789	F. W. Stone.....	do	pt. of 7, 8, 9 & 10	9	300 10 0	150	0	0	15	0	0	135	0	0
790	Charles Willoughby	do	pt. of 3, 4, 5 & 6	9	107 10 0	53	12	6	37	10	9	16	1	9
791	James Carter.....	do	pt. of 3, 4, 5 & 6	9	92 10 0	49	10	0	14	17	0	34	13	0
792	John Dulton.....	do	pt. of 3, 4, 5 & 6	9	99 10 0	49	10	0	4	19	0	41	11	0
793	30 John Hammersley	do	rear half 19	7	100 15 0	75	0	0	7	10	0	67	10	0
796	William Harrison.....	do	rear half 6	4	100 15 0	75	0	0	7	10	0	67	10	0
797	John Marshall.....	do	front half 23	2	100 15 0	75	0	0	7	10	0	67	10	0
798	James Wartlay.....	do	front half 22	2	100 15 0	75	0	0	7	10	0	67	10	0
801	Sept'r 9	Michael McDanell.....	do	front half 15	4	100 15 0	75	0	0	7	10	0	67	10	0
802	R. W. Kerr.....	do 16	4	200 15 0	150	0	0	15	0	0	135	0	0
803	John Rooney.....	do 15	4	100 15 0	75	0	0	7	10	0	67	10	0
805	Morgan Casson.....	do	rear half 17	7	100 10 0	50	0	0	50	0	0	0	0	0
806	D. McKenzie.....	do	rear half 25	1	100 15 0	75	0	0	7	10	0	67	10	0
807	K. McLeenan.....	do	rear half 26	1	100 15 0	75	0	0	22	10	0	52	10	0
808	6 John McCullum.....	do	rear half 24	1	100 15 0	75	0	0	7	10	0	67	10	0
809	John McKinlay.....	do	rear half 27	1	100 15 0	75	0	0	7	10	0	67	10	0
810	10 Francis O'Connell.....	do	front half 13	5	100 15 0	75	0	0	7	10	0	67	10	0
812	12 William Hamilton.....	do 2	10	200 15 0	150	0	0	15	0	0	135	0	0
815	19 Francis McCarthy.....	do 11	5	191 15 0	143	12	6	14	7	3	129	5	3
825	Oct'r 1	John Linderman.....	do	front half 25	7	100 10 0	50	0	0	10	0	0	40	0	0
826	2 Thomas Arkell.....	do	S. E. pt. 4 & 5	9	42 10 0	21	5	0	2	1	5	0	0	0
827	William Stewart.....	do	rear half 23	2	100 15 0	75	0	0	45	0	0	30	0	0
830	Patrick Marshall.....	do	rear half 20	3	100 15 0	75	0	0	7	10	0	67	10	0
831	20 Edward Matthews.....	do	front half 1	2	100 15 0	75	0	0	7	10	0	67	10	0
832	22 Malcolm Smith.....	do	front half 18	1	100 15 0	75	0	0	15	0	0	60	0	0
833	Uector Smith.....	do	rear half 18	1	100 15 0	75	0	0	7	10	0	67	10	0
834	Bernard McKernon.....	do	front half 17	3	100 15 0	75	0	0	7	10	0	67	10	0
835	John Manson.....	do	rear half 21	1	100 15 0	75	0	0	7	10	0	67	10	0
836	David McKenzie.....	do	front half 21	2	100 15 0	75	0	0	7	10	0	67	10	0
837	Arch. McShinnock.....	do 17	1	200 15 0	150	0	0	15	0	0	135	0	0
838	John McNaughton.....	do 11	1	200 15 0	150	0	0	30	0	0	120	0	0
839	Alex. McNaughton.....	do 16	1	200 15 0	150	0	0	15	0	0	135	0	0
840	Neil McPhatter.....	do 15	1	200 15 0	150	0	0	15	0	0	135	0	0
841	Mal. McPhatter.....	do	front half 19	1	100 15 0	75	0	0	7	10	0	67	10	0
842	Matthew McPhatter.....	do	front half 14	1	100 15 0	75	0	0	7	10	0	67	10	0
871	29 Mal. McCormick.....	do	rear half 14	1	100 15 0	75	0	0	7	10	0	67	10	0
872	William Blue.....	do	front half 9	1	100 15 0	75	0	0	7	10	0	67	10	0
873	Angus McDowell.....	do	front half 12	1	100 15 0	75	0	0	7	10	0	67	10	0
874	Arch. Thompson.....	do 16	1	200 15 0	150	0	0	15	0	0	135	0	0
878	Nov'r 2	Patrick Kinsbeller.....	do	rear half 17	3	100 15 0	75	0	0	7	10	0	67	10	0
883	8 James Cantwell.....	do	rear half 13	3	100 15 0	75	0	0	7	10	0	67	10	0
884	James Farrell.....	do	rear half 12	3	100 15 0	75	0	0	7	10	0	67	10	0
894	17 Peter Grant.....	do	R. 1/2's 29 & 30	8	200 15 0	150	0	0	90	0	0	60	0	0
895	Donald McLean.....	do	F. 1/2's 30 & 31	9	200 15 0	150	0	0	90	0	0	60	0	0
896	Alexander McBain.....	do	rear half 32	8	100 15 0	75	0	0	7	10	0	67	10	0
898	19 John Howitt.....	do	front half 11	4	100 15 0	75	0	0	7	10	0	67	10	0
899	John Harvey.....	do	front half 14	4	100 15 0	75	0	0	7	10	0	67	10	0

Amount of Prins
not remaining
paid, With
due, 1941.

£ s. d.
0 0 0
54 9 3
53 6 9
0 0 0
72 0 0
67 10 0
51 19 3
60 0 0
45 0 0
67 10 0
89 4 3
43 4 0

0 0 0

0 0 0
67 10 0
20 0 0
89 2 0
35 0 0
16 1 9
34 15 0
44 11 0
48 5 3
0 0 0
67 10 0
67 10 0
67 10 0
67 10 0
135 0 0
67 10 0
0 0 0
0 0 0
52 10 0
67 10 0
67 10 0
67 10 0
135 0 0
120 0 0
135 0 0
135 0 0
67 10 0
67 10 0
67 10 0
67 10 0
67 10 0
67 10 0
135 0 0
67 10 0
67 10 0
60 0 0
60 0 0
67 10 0
67 10 0
67 10 0

GORE DISTRICT—CONTINUED.

No. of Sale	Date of Sale	Name of the Purchaser	Township	Lot	Con.	Acres	Price per Acre	Total amount of Sale,	Amount of Principal Paid	Amount of Principal remaining unpaid, 30th June, 1911
	1832						s. d.	£ s. d.	£ s. d.	£ s. d.
900	Nov'r	19 Patrick Larkins	Paslinch	front half 17		3	100 15 0	75 0 0	7 10 0	67 10 0
903		Patrick McGinnis	do	rear half 18		3	100 15 0	75 0 0	7 10 0	67 10 0
909		26 Thomas Henlon	do	rear half 17		3	100 15 0	75 0 0	22 10 0	22 10 0
910		Edward Walsh	do	rear half 6		8	100 10 0	50 0 0	5 0 0	45 0 0
916	Dec'r	3 Francis McCarthy	do	front half 14		5	100 15 0	75 0 0	7 10 0	67 10 0
919		John Gordon	do	front half 1		10	100 15 0	75 0 0	37 10 0	37 10 0
925		7 Joseph Dory	do	SW. of Farnham		3	132 10 0	66 0 0	52 16 0	13 1 0
927		8 Charles McNeil	do			13	1 200 15 0	150 0 0	45 0 0	165 0 0
933		14 John O'Lynch	do	rear half 1		7	109 10 0	54 10 0	54 10 0	0 0 0
939		18 John Thompson	do	F. 3's 24 & 25		1	200 15 0	150 0 0	15 0 0	135 0 0
946		28 William Ferguson	do	front half 7		1	100 15 0	75 0 0	15 0 0	60 0 0
	1833									
954	Jan'y	4 Nicholas Cober, jun.	do			2	3 200 15 0	150 0 0	150 0 0	0 0 0
955		Nicholas Cober, sen.	do	5 & 6		3	400 15 0	300 0 0	300 0 0	0 0 0
957		5 Alex. McKenzie	do	front half 24		8	93 10 0	46 15 0	46 15 0	0 0 0
972		11 John McDonald	do	rear half 5		4	100 15 0	75 0 0	75 0 0	0 0 0
977		12 Alexander Lamont	do	front half 6		2	100 15 0	75 0 0	7 10 0	67 10 0
986		22 Thomas Jarney	do	rear half 16		8	100 15 0	75 0 0	7 10 0	67 10 0
1008	Feb'y	1 George Patterson	do	front half 7		7	100 15 0	75 0 0	7 20 0	67 10 0
1011		4 Dennis Farrell	do	rear half 18		4	100 15 0	75 0 0	7 10 0	67 10 0
1011		Duncan McLaren	do	{ 12 and 13 4 a, 14		6	66 17 6	57 15 0	5 15 6	51 19 6
1013		Felix Handin	do	{ part of 14 15 and 16 broken lots		6	169 17 6	148 6 3	11 6 7	133 9 8
1034		23 Alex. McAlister	do	rear half 6		2	100 15 0	75 0 0	7 10 0	67 10 0
1037		26 William McDonald	do			7	200 15 0	150 0 0	30 0 0	120 0 0
1038		William Heath	do	rear half 12		4	100 15 0	75 0 0	7 10 0	67 10 0
1061	March	13 James Phelan	do	front half 18		4	100 15 0	75 0 0	7 10 0	67 10 0
1065		14 Morgan Casson	do	front half 17		7	100 15 0	75 0 0	52 10 0	22 10 0
1071		16 Ambrose Smith	do	front part 2		4	100 15 0	75 0 0	75 0 0	0 0 0
1079		20 Alexander Stewart	do	rear half 19		1	100 15 0	75 0 0	15 0 0	68 0 0
1082		23 Andrew T. McCord	do	rear half 31		8	100 15 0	75 0 0	30 0 0	45 0 0
1101	April	4 D. Limond	do	rear half 22		1	100 15 0	75 0 0	15 0 0	60 0 0
1107		12 Rev. J. Cassidy	do	{ rear part 5 rear half 7		1	131 15 0	95 12 6	9 17 3	88 15 3
1112		Thomas Arkhill	do	rear half 1		9	100 10 0	50 0 0	5 0 0	45 0 0
1113		William Gordon	do	rear half 1		10	100 15 0	75 0 0	7 10 0	67 10 0
1115		17 Nicholas Cober, sen.	do			4	3 200 15 0	150 0 0	150 0 0	0 0 0
1116		Henry Holm	do	rear half 7		3	100 15 0	75 0 0	75 0 0	0 0 0
1117		Peter Holm	do	front half 1		3	100 15 0	75 0 0	30 0 0	45 0 0
1118		Jacob Cober	do			5	3 200 15 0	150 0 0	150 0 0	0 0 0
1119		P. McNaughton, sen.	do	broken 26		2	118 15 0	85 17 6	8 17 9	79 19 9
1120		John McNaughton	do	front half 24		7	100 15 0	75 0 0	7 10 0	67 10 0
1121		P. McNaughton, jun.	do	front half 23		2	100 15 3	76 5 0	7 12 6	68 12 6
1122		18 Bernard Carrall	do	front half 13		7	100 15 0	75 0 0	7 10 0	67 10 0
1169	June	26 Joseph Sharrick, jun.	do	rear half 8		2	109 19 0	95 0 0	9 10 0	85 10 0
1171		John Hogan	do	front half 20		2	100 15 0	75 0 0	7 10 0	67 10 0
1173		29 A. T. McCord	do	front part 27		2	27 16 3	21 18 9	2 18 9	0 0 0
1178	July	5 John Thornton	do	front half 8		2	100 16 6	82 10 0	8 5 0	74 5 0
1179		6 Andrew Daley	do	rear half 17		8	100 17 6	87 10 0	8 15 0	78 15 0
1180		David Ellis	do	front 1/8, 9 & 13		2	200 15 0	150 0 0	150 0 0	0 0 0
1181		David Ellis	do	rear half 9		2	100 24 6	122 10 0	122 10 0	0 0 0
1254	August	29 Duncan McLaren	do	front half 9		7	100 15 0	75 0 0	30 0 0	45 0 0
1257	Sept'r	6 James Mulhoney	do	rear half 12		8	100 15 0	75 0 0	7 10 0	67 10 0
1258		John McNaughton	do	rear half 12		1	100 20 0	100 0 0	10 0 0	90 0 0
1259		William Muir	do	front half 17		2	100 15 0	75 0 0	7 10 0	67 10 0
1260		William Jones	do	front half 6		4	100 18 0	90 0 0	9 0 0	81 0 0
1267		10 Thomas Baker	do	rear half 5		2	100 15 0	75 0 0	7 10 0	67 10 0
1287		14 Duncan McKenzie	do	front half 29		9	100 15 6	77 10 0	38 15 0	38 15 0
1292		19 Angus Blue	do	front half 16		2	100 68 9	93 15 0	9 7 6	84 7 6
1293		Peter Grant	do			32	9 200 15 0	150 0 0	15 0 0	135 0 0
1295		Peter McLean	do	rear half 31		9	100 15 0	75 0 0	75 0 0	0 0 0
1296		Peter McLean	do	rear half 29		9	100 15 0	75 0 0	75 0 0	0 0 0
1297		Alexander McLean	do	rear half 30		9	100 15 0	75 0 0	52 10 0	22 10 0
1300		20 Patrick Burns	do	front half 4		4	100 15 0	75 0 0	7 10 0	67 10 0
1301		Thomas Hanlon	do	front half 5		4	100 15 0	75 0 0	7 10 0	67 10 0
1302		Lauch. Kennedy	do	rear half 36		9	100 15 0	75 0 0	7 10 0	67 10 0
1304		23 Douglas McGregor	do	front half 10		4	100 15 0	75 0 0	7 10 0	67 10 0
1311	Oct'r	4 Peter McCullum	do	rear half 15		2	100 15 0	75 0 0	7 10 0	67 10 0
1333		12 Nicholas Dooley	do	rear pts. 8 & 9		5	61 15 0	45 15 0	4 11 6	41 3 6
1342		18 John Clarke	do	rear half 33		9	100 15 0	75 0 0	7 10 0	67 10 0
1343		John Clark	do	rear half 39		9	100 15 0	75 0 0	7 10 0	67 10 0

Amount of Prin-
cipal remaining
 unpaid, 30th
 June, 1911

£	s.	d.
67	10	0
67	10	0
52	10	0
15	0	0
67	10	0
37	10	0
13	1	0
105	0	0
0	0	0
135	0	0
60	0	0
0	0	0
0	0	0
0	0	0
0	0	0
67	10	0
67	10	0
67	10	0
67	10	0
51	12	6
133	9	8
67	10	0
120	0	0
67	10	0
67	10	0
22	10	0
0	0	0
60	0	0
45	0	0
60	0	0
88	15	3
45	0	0
67	10	0
0	0	0
0	0	0
45	0	0
0	0	0
79	12	2
67	10	0
68	12	6
67	10	0
85	10	0
67	10	0
0	0	0
74	5	0
78	15	0
0	0	0
0	0	0
45	0	0
67	10	0
90	0	0
67	10	0
81	0	0
67	10	0
38	15	0
84	7	6
135	0	0
0	0	0
0	0	0
22	10	0
67	10	0
67	10	0
67	10	0
67	10	0
67	10	0
67	10	0
41	3	6
67	10	0
67	10	0

GORE DISTRICT—CONTINUED.

No. of Sale	Date of Sale	Name of the Purchaser	Township	Lot	Con.	Acres	Prop. per Acre		Amount paid		Amount of Principal Paid		Amount of Principal remaining unpaid, 30th June, 1911.		
							s.	d.	£	s.	d.	s.	d.	£	s.
1833															
1345	Oct'r	19 John T. Taylor	Postleth.	front half	2	1	100	15	0	75	0	0	7	10	0
1346	Patrick Allen	do	rear half	21	3	100	15	0	75	0	0	7	10	0
1348	John Slicer	do	rear half	20	1	100	15	0	75	0	0	7	10	0
1352	25 Andrew McV...	do	rear half	18	8	100	15	0	95	0	0	9	10	0
1353	26 Daniel Campbell	do	front half	16	8	100	15	0	75	0	0	22	10	0
1367	Nov'r	14 Charles Botwick	do	rear half	22	3	97	15	0	72	15	0	29	2	0
		John McGlashan	do	front half	22	3	97	15	0	72	15	0	21	16	6
1368	15 Simon Henderson	do	front half	19	3	100	15	0	75	0	0	22	10	0
1375	20 James Burnside	do	rear half	19	3	100	15	0	75	0	0	22	10	0
1377	Thomas Arkell	do	part of ft. 3	1	9	6	10	0	3	0	0	0	0	0
1378	28 Michael McCullam	do	rear half	16	2	100	15	0	75	0	0	15	0	0
1389	Dec'r	3 Henry Holmes	do	front 3/4's 7 & 8	8	4	200	15	0	150	0	0	60	0	0
1390	Henry Holmes	do	front half	9	4	100	20	0	100	0	0	50	0	0
1391	John Linderman	do	front half	32	10	100	15	0	75	0	0	7	10	0
1392	John Linderman	do	front half	34	10	100	16	0	80	0	0	8	0	0
1393	John Linderman	do	front half	35	10	100	17	6	87	10	0	8	15	0
1834															
1435	Jan'y	14 Donald Campbell	do	rear half	20	10	100	15	0	75	0	0	15	0	0
		Duncan Campbell	do	rear half	21	10	100	15	0	75	0	0	22	10	0
1436	Duncan Campbell	do	Gore	20	11	31	15	0	23	5	0	4	13	0
		Duncan Campbell	do	Gore	21	11	32	15	0	24	0	0	7	4	0
1490	22 James Kidd	do	rear part	14	7	102	15	0	76	10	0	7	13	0
1515	Feb'y	17 Richard Dumphy	do	front half	20	4	100	15	6	77	10	0	23	5	0
1519	19 William Porter	do	ft. 3/4's 15 & 16	6	5	200	15	0	150	0	0	15	0	0
1526	24 William Scott	do	front 3/4's 3 & 4	4	10	200	15	0	150	0	0	30	0	0
1548	March	3 Andrew Thomson	do	front part	23	3	100	17	6	87	10	0	8	15	0
1579	April	3 Peter McLaren	do	rear half	25	10	100	15	0	75	0	0	7	10	0
		Peter McLaren	do 25 & 26	26	11	69	15	0	51	15	0	15	10	0
1579	Lewis King	do	front half	5	10	100	15	0	75	0	0	7	10	0
1588	16 John McGill	do 16	16	9	200	15	0	150	0	0	15	0	0
1603	May	7 Archibald Watson	do 37 & 38	38	3	120	15	0	90	0	0	9	0	0
1619	June	12 Neil Thompson	do	front half	22	1	100	15	0	75	0	0	7	10	0
1620	William Clark	do	rear half	37	9	100	15	0	75	0	0	7	10	0
1628	17 Richard McWilliam	do 17, 18 & 19	19	5	252	10	0	126	0	0	12	12	0
1633	19 Peter McNaughton	do	rear half	21	2	100	15	9	78	15	0	7	15	0
1640	26 James Kennedy	do	front half	33	9	100	15	0	75	0	0	7	10	0
1643	July	3 Thomas Kelly	do	front half	16	7	100	16	6	82	10	0	8	5	0
1648	4 Mal. McComick	do	front half	16	3	100	15	0	75	0	0	7	10	0
1659	8 John Linderman	do	front half	36	10	100	17	6	87	10	0	8	15	0
1660	William Sharp	do	rear half	10	2	100	21	0	105	0	0	10	10	0
1661	James Burke	do	rear half	1	2	100	15	0	75	0	0	7	10	0
1666	10 James Lafferty	do 19	19	2	200	15	0	150	0	0	15	0	0
1679	19 R. T. Johnston	do	front half	18	8	100	10	0	50	0	0	20	0	0
1717	Sept'r	2 John Weise	do	west half	36	8	98	10	0	49	0	0	11	14	0
1723	9 John Hood	do	front half	14	10	100	15	0	75	0	0	7	10	0
1724	Robert Kennedy	do	front half	34	9	100	15	6	77	10	0	7	15	0
1742	17 Peter McCallum	do	rear half	17	2	100	16	0	80	0	0	8	0	0
1780	Oct'r	3 Joseph Lorentz	do 35	35	7	74	10	0	37	0	0	37	0	0
1835	Nov'r	24 Simon Henderson	do	rear half	20	2	100	15	0	75	0	0	7	10	0
1836	John McGinnis	do	rear half	11	3	109	15	0	75	0	0	7	10	0
1840	25 James Burnside	do	front half	21	3	100	15	0	75	0	0	7	10	0
1850	Dec'r	16 James Burnside	do	rear half	22	2	100	15	0	75	0	0	7	10	0
1851	20 D. Macfarlane	do	rear half	16	7	100	11	8	58	6	8	35	0	0
1854	22 Edward Welsh	do	front half	6	7	100	15	0	75	0	0	7	10	0
1855	27 John McLaren	do	front half	1	7	100	15	0	75	0	0	7	10	0
1835															
1858	Jan'y	8 Robert Oakes	do	front half	8	3	100	18	3	91	5	0	9	6	0
1859	9 William Stewart	do	rear half	23	1	100	15	0	75	0	0	7	10	0
1809	Feb'y	11 Diebold Stull	do	broken	36	7	12	10	0	6	0	0	6	0	0
1902	16 James Hewer	do	part of 7 & 8	8	9	100	10	0	50	0	0	10	0	0
1942	March	12 James McRobie	do 22	22	10	200	16	6	165	0	0	16	10	0
2004	June	15 John Kennedy	do	rear half	35	9	100	15	0	75	0	0	7	10	0
2050	July	14 John Barrett	do	rear half	3	2	100	15	0	75	0	0	7	10	0
2213	Oct'r	7 William Scott	do	front 1/2	10	10	100	15	0	75	0	0	7	10	0
2214	Castor Johnston	do	front half	13	10	100	15	0	75	0	0	7	10	0
2215	8 William Hamilton	do	front 1/2	1	9	93	12	6	58	2	6	5	16	3
2256	Nov'r	5 Thomas Keenan	do	rear half	2	3	100	15	0	75	0	0	7	10	0
2270	19 John Caulfield	do 2	2	9	198	10	0	99	0	0	9	18	0
2292	Dec'r	4 Patrick Doyle	do	rear half	13	4	100	15	0	75	0	0	7	10	0
1836															
2331	Feb'y	13 John Jackson	do 18	18	2	200	15	0	150	0	0	15	0	0
2412	June	23 Peter Campbell	do	front half	28	9	100	15	0	75	0	0	7	10	0
2413	Hugh Campbell	do	rear half	28	9	100	15	0	75	0	0	7	10	0

Amount of Principal remaining unpaid, 30th June, 1941.

£	s	d
67	10	0
67	0	0
67	10	0
85	10	0
52	0	0
43	11	0
59	18	6
52	10	0
52	10	0
0	0	0
60	0	0
90	0	0
50	0	0
67	10	0
72	0	0
78	15	0
60	0	0
52	10	0
38	12	0
16	16	0
68	17	0
54	5	0
135	0	0
120	0	0
78	15	0
67	10	0
39	4	6
67	10	0
135	0	0
81	0	0
67	10	0
67	0	0
113	8	0
0	0	0
67	10	0
74	5	0
67	10	0
78	15	0
91	10	0
67	10	0
0	0	0
30	0	0
34	6	0
67	10	0
69	15	0
72	0	0
0	0	0
67	10	0
67	10	0
67	10	0
67	10	0
67	0	0
28	6	8
4	10	9
0	0	0
82	2	6
67	10	0
0	0	0
30	3	0
148	10	0
67	10	0
67	10	0
67	0	0
67	0	0
67	10	0
52	6	3
67	10	0
89	2	0
67	10	0
135	0	0
67	10	0
67	10	0

Amount of Principal remaining unpaid, 30th June, 1911

£	s.	d.
67	10	0
67	10	0
60	0	0
67	10	0
67	10	0
67	10	0
67	10	0
67	10	0
67	10	0
135	0	0
67	10	0
135	0	0
74	5	0
67	10	0
135	0	0
51	9	4
0	0	0
21	0	0
6416	0	0
68	12	6
103	0	0
56	5	0
27	11	3
45	0	0
67	10	0
0	0	0
61	5	0
0	0	0
54	0	0
0	0	0
0	0	0
0	0	0
0	0	0
42	0	0
0	0	0
0	0	0
0	0	0
0	0	0
60	0	0
35	0	0
0	0	0
20	5	0
160	0	0
52	10	0
39	7	6
39	7	6
90	0	0
72	0	0
90	0	0
90	0	0
15	15	0
90	0	0
90	0	0
90	0	0
90	0	0
78	15	0
111	11	3
45	0	0

GORE DISTRICT—CONTINUED.

No. of Sale	Date of Sale	Name of the Purchaser	Township	Lot	Con.	Acres	Price per Acre	Total amount of Sale	Amount of Principal paid		Amount of Principal remaining unpaid, 30th June, 1841		
									£	s.		d.	£
	1837						s. d.	£	s.	d.	£	s.	d.
2938	Feb'y 23	James Deighman ..	Trafalgar	east half 8	9	100 15 0	75 0 0	30 0 0	45 15 0				
3327	Sept'r 20	James Appelbe ...	do	15 N. D. S.	2	200 20 0	200 0 0	80 0 0	120 0 0				
	1838												
3594	July 4	Ashman Pettit	do	S. pt. 33 S. D. S.	4	63 22 6	71 8 9	71 8 9	0 0 0				
3640	Sept'r 29	Owen Loyd	do	south half 15	2	100 17 6	87 10 0	87 10 0	0 0 0				
	1839												
3871	Dec'r 5	James Hislop	do	N. W. 1/4 } 22	2	50 15 0	37 10 0	3 15 0	33 15 0				
3872	John Hislop	do	N. E. 1/4 }						50 15 0	37 10 0	7 10 0	30 0 0
	1840												
3932	May 7	A. C. Vernor	do	north half 12	2	100 15 0	75 0 0	7 10 0	67 10 0				
3936	Laurence Hager	do	N. E. half 31	2	100 15 0	75 0 0	8 16 0	66 4 0				
3941	Arthur Bowen	do	E. 1/4 19 S. D. S.	3	100 15 0	75 0 0	10 0 0	65 0 0				
3942	James Carter	do	N. W. 1/4 19 do	3	50 15 0	37 10 0	37 10 0	0 0 0				
3966	July 4	Ashman Pettit	do	N. part 33 do	4	96 22 6	108 11 3	108 11 3	0 0 0				
3978	Samuel Rogers	do	E. 1/2 2 N. S.	9	100 17 0	85 0 0	8 10 0	76 10 0				
3979	James Williams	do	W. 1/2 do	9	100 17 0	85 0 0	8 10 0	76 10 0				
4009	August 19	William Creighton ..	do	S. E. 1/4 9 N. D. S.	3	50 14 0	35 0 0	35 0 0	0 0 0				

SUMMARY.

	Acres.	Total amount of Sale.		Amount of Principal Paid.		Amount of Principal remaining unpaid, 30th June, 1841.	
		£	s. d.	£	s. d.	£	s. d.
1—Beverly	3800	3105	0 0	1358	10 0	1746	10 0
2—Binbrook	88	90	4 0	9	0 5	81	3 7
3—Esquesing	4500	3158	6 8	2094	0 0	1064	6 8
4—Flamborough (East)	1300	1243	15 0	1035	12 6	208	2 6
5—Flamborough (West)	1762	1675	15 0	1116	1 6	559	13 6
6—Glanford	1222	1019	18 0	800	3 6	219	14 6
7—Nasagieweya	2100	1306	5 0	355	0 0	951	5 0
8—Nelson	3820	3524	4 0	2137	12 0	1386	12 0
9—Pasiuch	3134 2/3	22118	13 5	6699	7 6	15419	5 11
10—Trafalgar	5320 1/2	4981	9 6	2974	2 3	2007	5 3
Total	53235	42223	8 7	18579	9 8	23643	18 11

WELLINGTON DISTRICT.

No. of Sale	Date of Sale	Name of the Purchaser	Township	Lot	Con.	Acres	Price per Acre	Total amount of Sale.	Amount of Principal paid		Amount of Principal remaining unpaid, 30th June, 1841
									£	s.	
	1829										
113	Sept'r 8	Samuel Balls	Eramosa	east half 3	5	100 9 0	45 0 0	45 0 0	0 0 0		
121	Oct'r 9	John Harris	do	west half 3	5	100 9 0	45 0 0	36 0 0	9 0 0		
	1830										
326	Sept'r 13	Cornelius Donoghue ..	do	east half 16	1	100 12 6	62 10 0	12 10 0	50 0 0		
327	John Donoghue	do	west half 16	1	100 12 6	62 10 0	6 5 0	56 5 0		
	1832										
635	Jan'y 23	Thomas R. Brock	do	S. W. half 3	3	100 10 0	50 0 0	50 0 0	0 0 0		
731	May 10	Andrew Steven	do 5	4	200 17 6	175 0 0	175 0 0	0 0 0		
	1833										
1015	Feb'y 7	James Loughrin	do 25	1	173 10 0	86 10 0	86 10 0	0 0 0		
1126	April 20	George Brock	do	N. E. half 3	3	100 10 0	50 0 0	50 0 0	0 0 0		
	1834										
1428	Jan'y 10	Timothy O'Conner	do	east half 5	2	100 20 0	100 0 0	10 0 0	90 0 0		
1480	Paul Kibbs	do	west half 5	2	100 20 0	100 0 0	10 0 0	90 0 0		
1520	Feb'y 19	John Johnson	do 20	2	200 20 0	200 0 0	180 0 0	20 0 0		
1622	June 12	Henry Duffield	do	east half 10	1	100 20 0	100 0 0	40 0 0	60 0 0		
	1835										
1943	March 13	George Sockett	do	west half 12	4	100 20 0	100 0 0	30 0 0	70 0 0		
	1840										
3903	Feb'y 6	Martin Dow	do 12	2	200 17 6	175 0 0	70 0 0	105 6 0		
4043	Oct'r 9	John Dolmage	do	east half 5	6	100 12 6	62 10 0	40 0 0	22 10 0		

Amount of Principal remaining unpaid, 30th June, 1841

£	s.	d.
45	0	0
120	0	0
0	0	0
0	0	0
33	15	0
30	0	0
67	10	0
66	4	0
65	0	0
0	0	0
0	0	0
76	10	0
76	10	0
0	0	0

Amount of Principal remaining unpaid, 30th June, 1841.

£	s.	d.
1746	10	0
81	3	7
1064	6	8
208	2	6
559	13	6
219	14	6
951	5	0
1386	12	0
5419	5	11
2007	5	3
3643	18	11

Amount of Principal remaining unpaid, 30th June, 1841

£	s.	d.
0	0	0
9	0	0
50	0	0
50	5	0
0	0	0
0	0	0
0	0	0
0	0	0
90	0	0
90	0	0
20	0	0
60	0	0
70	0	0
105	6	0
22	10	0

WELLINGTON DISTRICT—CONTINUED.

No. of Sale	Date of Sale	Name of the Purchaser.	Township	Lot.	Con.	Acres	Price per Acre.	Total amount of Sale	Amount of Principal Paid	Amount of Principal remaining unpaid 30th June, 1911
	1836						s. d.	£ s. d.	£ s. d.	£ s. d.
2606	Oct'r 1833	3 Robert Stone	Erin	east half	3	3	100 12 6	02 10 0	0	56 3 0
1175	July 1836	3 Wharton Motenlfe	Garrarfraxa		6	2	200 10 0	100 0 0	100 0 0	0 0 0
2752	Nov'r 1837	22 George Wilkie	do	S. W. half	2	1	100 10 0	50 0 0	25 0 0	25 0 0
2367	Oct'r 1840	11 Andrew Garvio	do		6	4	200 11 3	112 10 0	67 10 0	45 0 0
3959	June	23 John Alpmough	do	west half	15	7	100 8 9	43 15 0	8 15 0	35 0 0

SUMMARY.

	Acres.	Total amount of Sale.	Amount of Principal Paid.	Amount of Principal remaining unpaid 30th June, 1911
1—Eramosa	1873	£ s. d. 1414 0 0	£ s. d. 841 5 0	£ s. d. 572 15 0
2—Erin	100	62 10 0	6 5 0	56 3 0
3—Garrarfraxa	600	306 5 0	201 5 0	105 0 0
Total	2573	1782 15 0	1048 15 0	734 0 0

NIAGARA DISTRICT.

No. of Sale	Date of Sale	Name of the Purchaser	Township.	Lot	Con.	Acres	Price per Acre	Total amount of Sale	Amount of Principal paid	Amount of Principle remaining unpaid 30th June, 1911.	
	1833						s. d.	£ s. d.	£ s. d.	£ s. d.	
1336	Oct'r 1833	18 George Hargraft	Caistor	5	5	200 20 0	0	200 0 0	40 0 0	160 0 0	
1537	Joseph London	do	15	6	200 20 0	0	200 0 0	20 0 0	180 0 0	
1991	May 1836	15 P. Muisiner	do	7	2	200 15 0	0	150 0 0	150 0 0	0 0 0	
2754	Nov'r 1837	22 John Tice	do	21	2	200 12 6	0	125 0 0	12 10 0	112 10 0	
2913	Feb'y	6 Daniel Lutze	do	15	4	200 12 6	0	125 0 0	25 0 0	100 0 0	
3427	Nov'r	4 William Jones	do	north half	20	5	100 10 0	0	5 0 0	45 0 0	
3464	21 Henry Lutze	do	south half	20	5	100 10 0	0	5 0 0	45 0 0	
2999	March 1833	23 Daniel Bradt	Louth	12	6	100 30 0	0	150 0 0	90 0 0	60 0 0	
1176	July 1834	3 Daniel Hoover	Rainham	2	1	253 20 0	0	283 0 0	283 0 0	0 0 0	
1518	Feb'y 1835	18 John Hurst	do	3	2	200 15 0	0	150 0 0	150 0 0	0 0 0	
1892	Feb'y	7 Francis Eberly	do	north half	10	2	100 20 0	0	100 0 0	0 0 0	
1958	April	1 James Soper	do	east half	16	1	147 20 0	0	147 10 0	0 0 0	
1966	7 Isaac Root	do	west half	16	1	147 20 0	0	147 10 0	88 10 0	
2605	Oct'r 1836	3 Benjamin Hoover	do	16	3	200 12 6	0	125 0 0	12 10 0	112 10 0	
2742	Nov'r	18 Tho's McCormick	do	10	6	100 12 6	0	100 0 0	20 0 0	80 0 0	
2753	22 John Miller, jun.	do	9	3	200 12 6	0	125 0 0	125 0 0	0 0 0	
2775	Dec'r 1837	12 D. Hunsberger	do	9	5	200 12 6	0	125 0 0	12 10 0	112 10 0	
2876	Feb'y 1838	4 Matthew Yager	do	3	5	200 12 6	0	125 0 0	37 10 0	87 10 0	
3590	June 1833	23 Isaac Overholt	do	east half	9	1	157 20 0	0	157 10 0	110 5 0	47 5 0
1160	June 1834	13 Grome Mercer	Walpole	3	2	200 100 0	0	100 0 0	100 0 0	0 0 0	
1184	July 1834	9 Henry C. Meuncke	do	3	4	200 126 6	0	125 0 0	12 10 0	112 10 0	
1540	Feb'y	28 G. B. Hall	do	9	1	200 20 0	0	200 0 0	20 0 0	180 0 0	
1694	August	26 Edward Broughton	do	17	4	200 18 0	0	180 0 0	18 0 0	162 0 0	
1695	Edward Broughton	do	16	5	200 15 0	0	150 0 0	15 0 0	135 0 0	
1709	30 G. B. Hall	do	2	5	200 15 0	0	150 0 0	15 0 0	135 0 0	

Amount of Principal remaining unpaid 30th June, 1841.

£	s	d.
56	5	0
0	0	0
25	0	0
45	0	0
35	0	0

Amount of Principal remaining unpaid 30th June, 1841.

£	s	d.
72	15	0
60	5	0
35	0	0
4	0	0

Amount of Principal remaining unpaid 30th June, 1841.

£	s	d.
60	0	0
80	0	0
0	0	0
12	10	0
0	0	0
45	0	0
45	0	0
50	0	0
0	0	0
0	0	0
0	0	0
0	0	0
9	0	0
12	10	0
0	0	0
0	0	0
12	10	0
17	10	0
7	5	0
0	0	0
12	10	0
0	0	0
0	0	0
2	0	0
6	0	0
6	0	0

NIAGARA DISTRICT—CONTINUED.

No. of Sale	Date of Sale	Name of the Purchaser	Township	Lot	Con.	Acres	Price per Acre.	Total amount of Sale.			Amount of Principal Paid			Amount of Principal remaining unpaid, 30th June, 1841.				
								£	s.	d.	£	s.	d.	£	s.	d.		
1834																		
1710	August 30	P. Austin	Walpole	22		8	200	17	3	172	10	0	51	15	0	120	15	0
1711	William Wilson	do	2		9	200	15	3	152	10	0	15	5	0	137	5	0
1712	S. J. Fuller	do	10		4	200	16	3	162	10	0	16	5	0	146	5	0
1713	S. J. Fuller	do	9		5	200	15	0	150	0	0	15	0	0	135	0	0
1770	Sept'r 27	Sylvanus Nickalls	do	2		16	200	15	0	150	0	0	30	0	0	120	0	0
1835																		
1940	March 11	Edward Evans	do	22		2	200	15	0	150	0	0	60	0	0	90	0	0
1836																		
2628	Oct.	G. T. McCormick	do	10		14	200	12	6	125	0	0	25	0	0	100	0	0
2629				22		6	200	12	6	125	0	0	25	0	0	100	0	0
2630				10		6	200	13	6	135	0	0	27	0	0	108	0	0
2631				9		3	200	12	6	125	0	0	25	0	0	100	0	0
2650	15 George Brown	do	13		11	200	12	6	125	0	0	12	10	0	112	10	0
2675	21 James Best	do	17		6	200	12	6	125	0	0	12	10	0	112	10	0
2698	Nov'r 4	Samuel Street	do	10		10	200	12	6	125	0	0	37	10	0	87	10	0
2792	Dec'r 17	Arthur Bowen	do	15		15	120	13	6	81	0	0	8	2	0	72	18	0
1837																		
2990	March 14	James Price	do	17	east half	10	100	15	6	77	10	0	7	15	0	69	15	0
2991	Edward Rogers	do	17	west half	10	100	15	6	77	10	0	7	15	0	69	15	0
3061	May 12	Samuel Street	do	8		11	200	12	6	125	0	0	37	10	0	87	10	0
3452	Nov'r 14	James Glenie	do	16		9	200	10	0	100	0	0	10	0	0	90	0	0

SUMMARY.

	Acres	Total Amount of Sale			Amount of Principal Paid			Amount of Principal remaining unpaid, 30th June, 1841.		
		£	s.	d.	£	s.	d.	£	s.	d.
1—Carleton	1200	900	0	0	257	10	0	642	10	0
2—Louth	100	150	0	0	90	0	0	60	0	0
3—Rainham	1995½	1585	10	0	1086	15	0	495	15	0
4—Walpole	4520	3188	10	0	604	7	0	2584	3	0
Total	7815½	5824	0	0	2038	12	0	3785	8	0

BROCK DISTRICT.

No. of Sale	Date of Sale	Name of the Purchaser	Township	Lot	Con.	Acres	Price per Acre	Total amount of Sale.			Amount of Principal Paid			Amount of Principal remaining unpaid, 30th June, 1841.				
								£	s.	d.	£	s.	d.	£	s.	d.		
1832																		
625	Jan'y 19	Thomas Rowland	Blandford	east half	15	1	100	12	6	62	10	0	62	10	0	0	0	0
760	July 5	Thomas Gray	do	west half	15	1	100	12	6	62	10	0	62	10	0	0	0	0
888	Nov'r 12	Jon. H. Tolerton	do	south half	8	1	100	12	6	62	10	0	62	10	0	0	0	0
1833																		
1229	August 5	R. Rollo Hunter	do	8	9	200	15	0	150	0	0	150	0	0	0	0	0
1834																		
1421	Jan'y 6	Andrew Drew	do	8	5	155	20	0	155	0	0	155	0	0	0	0	0
1835																		
1857	Jan'y 5	Ab'm Betteridge	do	north half	8	1	100	15	0	75	0	0	75	0	0	0	0	0
1833																		
1252	August 28	Abraham Hagey	Blenheim	10	14	200	15	0	150	0	0	150	0	0	0	0	0
1338	Oct'r 18	Nelson McCarthy	do	N. W. half	2	11	100	15	0	75	0	0	22	10	0	52	10	0
1834																		
1635	June 24	Robert Miller	do	9	11	200	15	0	150	0	0	15	0	0	135	0	0
1641	July 2	G. T. Bastedo	do	9	3	200	15	0	150	0	0	60	0	0	90	0	0
1842	Nov'r 29	Nathaniel Chase	do	22	6	200	15	0	150	0	0	15	0	0	135	0	0
1835																		
2170	Sept'r 9	George Walker	do	16	3	200	15	0	150	0	0	15	0	0	135	0	0
3248	Oct'r 29	Archibald McArthur	do	17	4	200	15	0	150	0	0	30	0	0	120	0	0
1838																		
3520	Feb'y 19	Samuel Foe	do	south half	16	5	100	15	0	75	0	0	7	10	0	67	10	0
3669	Nov'r 22	Abel Mudge	do	south half	3	10	100	12	6	62	10	0	6	5	0	56	5	0

Amount of Principal remaining unpaid, 30th June, 1841.		
	£	s. d.
	20	15 0
	137	5 0
	146	5 0
	135	0 0
	120	0 0
	90	0 0
	100	0 0
	100	0 0
	108	0 0
	100	0 0
	112	10 0
	112	10 0
	87	10 0
	72	18 0
	69	15 0
	69	15 0
	87	10 0
	90	0 0

Amount of Principal remaining unpaid, 30th June, 1841.		
	£	s. d.
	42	10 0
	60	0 0
	398	15 0
	84	3 0
	785	8 0

Amount of Principal remaining unpaid, 30th June, 1841.		
	£	s. d.
	0	0 0
	0	0 0
	0	0 0
	0	0 0
	0	0 0
	0	0 0
	0	0 0
	0	0 0
	0	0 0
	0	0 0
	32	10 0
	35	0 0
	100	0 0
	15	0 0
	15	0 0
	0	0 0
	7	10 0
	6	5 0

BROCK DISTRICT—CONTINUED.

No. of Sale	Date of Sale	Name of the Purchaser	Township	Lot	Con.	Acres	Price per Acre	Total Amount of Sale	Amount of Principal Paid	Amount of Principal remaining unpaid, 30th June, 1841
							s. d.	£ s. d.	£ s. d.	£ s. d.
	1839									
3771	May	10 Ernst Wolverten...	Blenheim	north half	2	5	100 12 6	62 10 0	51 14 7	10 15 5
3787	June	7 William Dawson...	do	west part	2	7	100 12 6	62 10 0	6 5 0	56 5 0
	1840									
3991	August	4 John Jackson	do	N. E. $\frac{1}{4}$	3	4	50 12 6	31 5 0	31 5 0	0 0 0
3992	John Jackson	do	south half	2	5	100 12 6	62 10 0	62 10 0	0 0 0
	1841									
4092	Feb'y	22 Samuel Seraras....	do	2	14	200 10 0	100 0 0	10 0 0	90 0 0
	1830									
157	Jan'y	28 Charles Eddy	Burford	3	10	200 12 6	125 0 0	125 0 0	0 0 0
197	March	4 Daniel Southwick...	do	west half	2	7	100 15 0	75 0 0	60 0 0	15 0 0
199	8 Thomas Horner	do	north half	8	1	100 17 6	87 10 0	87 10 0	0 0 0
356	Nov'r	4 Jacob Patrick	do	south half	3	6	100 15 0	75 0 0	75 0 0	0 0 0
	1831									
521	March	28 Joseph Moore	do	north half	2	13	100 12 6	62 10 0	62 10 0	0 0 0
522	Horace Foster	do	south half	2	13	100 12 6	62 10 0	62 10 0	0 0 0
529	May	2 Wm. Smith, jun.	do	3	12	200 12 6	125 0 0	62 10 0	62 10 0
581	Nov'r	16 J. W. Wilson	do	north half	22	10	100 11 3	56 5 0	11 5 0	47 0 0
	1834									
1556	March	5 James S. Boss	do	N. W. $\frac{1}{4}$	3	6	50 18 9	46 17 6	14 1 3	32 16 3
1566	Jacob Yeigh	do	N. E. $\frac{1}{4}$	3	6	50 17 6	43 15 0	4 7 6	39 7 6
1802	Oct'r	21 Thomas Smith	do	22	6	200 15 0	150 0 0	15 0 0	135 0 0
1817	Nov'r	11 John Nells	do	west half	10	2	100 15 0	75 0 0	22 10 0	52 10 0
1818	James Eskins	do	east half	10	2	100 15 0	75 0 0	45 0 0	30 0 0
	1835									
2079	August	18 John Muir	do	south half	22	2	100 15 0	75 0 0	7 10 0	67 10 0
2138	G. W. Whitehead	do	south half	9	5	100 15 0	75 0 0	7 10 0	67 10 0
2139	Thomas Wright	do	17	10	200 16 0	160 0 0	16 0 0	144 0 0
2162	Sept'r	8 Andrew Roswell	do	10	14	200 22 0	220 0 0	22 0 0	198 0 0
2175	12 Thomas Smith	do	17	6	200 27 0	270 0 0	27 0 0	243 0 0
2243	Oct'r	27 Edmund Woodrow	do	west half	22	8	100 15 0	75 0 0	22 10 0	52 10 0
2254	Nov'r	2 Nicholas Dowling	do	south half	16	5	100 20 0	100 0 0	10 0 0	90 0 0
2252	James Trimble	do	north half	16	5	100 15 0	75 0 0	22 10 0	52 10 0
2262	13 Daniel Kipp	do	north half	22	2	100 15 0	75 0 0	15 0 0	60 0 0
	1836									
2611	Oct'r	3 Nxon Cornwall	do	east half	22	8	100 15 0	75 0 0	15 0 0	60 0 0
	1837									
3239	August	4 Wm. McWilliams	do	9	7	200 5 0	50 0 0	50 0 0	0 0 0
3240	Wm. McWilliams	do	east half	3	8	100 16 3	81 5 0	32 10 0	48 15 0
3260	15 C. Wiegarden	do	south half	16	13	100 15 0	75 0 0	7 10 0	67 10 0
3282	24 James Robinson	do	north half	22	12	100 15 0	75 0 0	22 10 0	52 10 0
3321	Sept'r	14 George Ward	do	north half	16	11	100 15 0	75 0 0	7 10 0	67 10 0
	1838									
3607	July	25 Charles S. Preley	do	3	4	200 7 6	75 0 0	7 10 0	67 10 0
3628	August	31 Ellen Keany	do	22	14	200 15 0	150 0 0	150 0 0	0 0 0
3655	Oct'r	24 William Fowler	do	west half	3	8	100 16 3	81 5 0	8 2 6	73 2 6
	1839									
3794	June	14 John Moore	do	north part	3	14	50 17 6	43 15 0	4 7 6	39 7 6
	1840									
3923	April	22 Robert Muir	do	west half	22	4	100 8 0	40 0 0	40 0 0	0 0 0
4052	Oct'r	13 D. D. Prosser	do	east half	3	2	100 8 0	40 0 0	4 0 0	36 0 0
	1834									
1491	Jan'y	22 Stilson Hackett	Dereham	north half	12	1	100 17 6	87 10 0	52 10 0	35 0 0
1822	Nov'y	13 Alonzo Tilton	do	9	10	200 15 0	150 0 0	30 0 0	120 0 0
	1835									
2157	Sept'r	2 James Harris	do	12	3	200 15 0	150 0 0	15 0 0	135 0 0
2173	9 Israel Collins	do	south half	9	6	100 15 0	75 0 0	7 10 0	67 10 0
	1836									
2316	Jan'y	25 John Walsh	do	26	1	200 15 0	150 0 0	15 0 0	135 0 0
2657	Oct'r	18 John S. Scott	do	north half	9	6	100 15 0	75 0 0	22 10 0	52 10 0
3927	April	19 Lafaet Bodwell	do	north half	5	1	100 15 0	75 0 0	7 10 0	67 10 0
3100	May	31 John Hill	do	2	10	200 12 6	125 0 0	12 10 0	112 10 0
3101	George Tilton	do	north part	2	12	94 15 0	70 17 6	7 1 9	63 15 9
	1837									
3270	August	19 Zach. Ritter	do	south half	5	3	100 15 0	75 0 0	22 10 0	52 10 0
3290	24 Samuel Lewis	do	south half	5	1	100 15 0	75 0 0	7 10 0	67 10 0
	1839									
3817	July	16 Arebilold Fleming	do	north half	2	2	100 16 0	80 0 0	80 0 0	0 0 0
3835	31 L. A. Jones	do	south half	23	10	100 15 0	75 0 0	7 10 0	67 10 0
3869	Nov'r	22 James Luckie	do	south half	2	2	100 15 0	75 0 0	75 0 0	0 0 0
	1840									
3993	August	6 James Bodwell	do	12	5	200 12 6	125 0 0	40 0 0	85 0 0
	1834									
1498	Feb'y	1 George Belton	Nissouri	2	1	200 15 0	150 0 0	150 0 0	0 0 0

f
id

Amount of Prin-
cipal remaining
appx. 30th
June, 1941

l.	£	s.	d.
7	10	15	5
0	56	5	0
0	0	0	0
0	0	0	0
0	90	0	0
0	0	0	0
0	15	0	0
0	0	0	0
0	0	0	0
0	0	0	0
0	0	0	0
0	62	10	0
0	0	0	0
3	32	16	3
6	39	7	6
0	135	0	0
0	52	10	0
0	30	0	0
0	67	10	0
0	67	10	0
0	144	0	0
0	198	0	0
0	243	0	0
0	52	10	0
0	90	0	0
0	52	10	0
0	60	0	0
0	60	0	0
0	0	0	0
0	48	15	0
0	67	10	0
0	52	10	0
0	67	10	0
0	67	10	0
6	73	2	6
6	39	7	6
0	0	0	0
0	36	0	0
0	35	0	0
0	120	0	0
0	135	0	0
0	67	10	0
0	135	0	0
0	52	10	0
0	67	10	0
0	112	10	0
9	63	15	9
0	52	10	0
0	67	10	0
0	0	0	0
0	67	10	0
0	0	0	0
0	85	0	0
0	0	0	0

BROCK DISTRICT—CONTINUED.

No. of Sale	Date of Sale	Name of the Purchaser	Township	Lot	Con.	Acres	Price per Acre	Total Amount of Sale	Amount of Principal paid	Amount of Principal remaining unpaid July June, 1841
1834										
1562	March	10 John Bailey.....	Nissouri	8	1	200 15	0	150 0 0	150 0 0	0 0 0
1668	July	12 William Harding ..	do	15	1	200 16	3	162 10 0	162 10 0	0 0 0
1669	William Harding ..	do	27	2	200 12	6	125 0 0	12 10 0	112 10 0
1678	17 John Campbell.....	do	2	11	200 16	10	168 6 8	33 13 4	134 15 4
1847	Dec'r	15 Daniel Noble	do	8	13	200 12	6	125 0 0	25 0 0	100 0 0
1853	20 John McKay.....	do	2	13	200 11	9	147 10 0	44 5 0	103 5 0
1835										
1878	Jan'y	27 William Belton.....	do	12	4	200 12	6	125 0 0	12 10 0	112 10 0
1955	March	27 George Ross.....	do	15	14	200 12	6	125 0 0	12 10 0	112 10 0
1988	May	9 Finlay McDonald..	do	12	14	114 12	6	71 5 0	14 5 0	57 0 0
2102	August	18 Barnabas Gregory..	do	27	10	200 15	0	150 0 0	45 0 0	105 0 0
2206	Oct'r	1 Francis Foster and John Marks.....	do	west half	15	11	100 15	0	75 0 0	7 10 0
2242	27 David Coss.....	do	east half	2	5	100 15	0	75 0 0	67 10 0
2293	Dec'r	4 George Belton	do	west half	2	5	100 15	0	75 0 0	0 0 0
1836										
2378	May	26 Stephen H. Ball...	do	20	14	114 15	0	83 10 0	8 11 0	76 19 0
2497	August	5 Thomas Seatchard..	do	12	2	200 15	0	150 0 0	15 0 0	135 0 0
2600	Oct'r	18 H. Fitzsimons...	do	15	5	200 15	0	150 0 0	15 0 0	135 0 0
2732	Nov'r	14 William McDonald..	do	12	12	200 15	0	150 0 0	15 0 0	135 0 0
2733	Jonathan Greaves ..	do	east half	15	11	100 15	0	73 0 0	7 10 0
1837										
2835	Jan'y	21 J. P. Tomlinson...	do	east half	2	7	100 15	0	75 0 0	7 10 0
2875	Feb'y	4 Samuel Anderson..	do	west half	8	5	100 15	0	75 0 0	7 10 0
3265	August	19 John Finlay	do	east half	6	2	100 15	0	75 0 0	67 10 0
3271	Hiram Peckard	do	east half	31	11	100 15	0	75 0 0	7 10 0
3283	24 Dennis Horsman ..	do	east half	6	10	100 15	0	75 0 0	67 10 0
3369	Oct'r	16 David Ross.....	do	north half	8	11	100 15	0	75 0 0	7 10 0
3370	John McPherson	do	south half	8	11	100 15	0	75 0 0	67 10 0
1838										
183	Feb'y	20 James Holmes	Norwich	south half	16	4	100 11	0	70 0 0	70 0 0
184	22 Andrew Sables	do	south half	5	3	100 14	0	70 0 0	35 0 0
209	March	18 John Palmer.....	do	south half	12	3	100 15	0	75 0 0	15 0 0
210	Job Peckham.....	do	south half	2	2	100 13	0	65 0 0	0 0 0
211	James Haight	do	north half	2	2	100 13	0	65 0 0	29 10 0
351	Nov'r	1 John Wilson	do	north half	5	3	100 14	0	70 0 0	35 0 0
359	6 John Hunt.....	do	south half	2	4	100 12	6	62 10 0	0 0 0
362	8 James Banker	do	south half	9	4	100 19	0	95 0 0	0 0 0
364	9 E. Mott, G. Wright, } Moses Mott..... } Reuben Mott and } Lewis Mott..... }	do	north half	9	4	100 19	0	95 0 0	37 0 0
1831										
472	Feb'y	24 Andrew Cahoe.....	do	south half	5	1	100 13	0	65 0 0	0 0 0
526	April	12 W. P. Barker.....	do	north half	2	4	100 12	6	62 10 0	62 10 0
575	Nov'r	9 James Gillard.....	do	north half	23	8	100 9	0	45 0 0	0 0 0
1832										
624	Jan'y	18 William Cromwell..	do	12	9	200 12	6	125 0 0	37 10 0
1833										
1060	March	9 Lewis Mott.....	do	north half	16	4	100 17	6	87 10 0	61 5 0
1364	Nov'r	8 Lynnan Wight.....	do	south half	23	8	100 12	6	62 10 0	25 0 0
1834										
1500	Feb'y	3 Seth Weston.....	do	north half	12	3	100 20	0	100 0 0	30 0 0
1511	13 Andrew Cahoe.....	do	9	2	200 20	0	200 0 0	120 0 0
1512	John Griffin	do	S. E. part	12	1	100 15	0	75 0 0	7 10 0
1835										
2100	August	18 Chris. P. Sackrider	do	south half	26	1	100 15	0	75 0 0	7 10 0
2101	John Trelly.....	do	2	10	200 15	0	150 0 0	75 0 0
2140	27 George Cross.....	do	south half	9	6	100 20	0	100 0 0	50 0 0
1836										
2467	July	27 William Wilkinson..	do	north half	5	11	100 15	0	75 0 0	22 10 0
1837										
2844	Jan'y	27 Jonathan Sprague..	do	north half	5	1	100 15	0	75 0 0	15 0 0
3018	April	5 Luke Peaslie	do	north half	23	6	100 15	0	75 0 0	7 10 0
1839										
3836	August	2 William Osborne...	do	south half	12	5	100 17	6	87 10 0	8 15 0
1840										
3933	May	16 William Osborn...	do	S. & N. E. }	19	5	150 17	6	131 5 0	131 5 0
4019	Sep'r	8 Ebenezer Haley.....	do	N. E. }	19	5	50 12	6	31 5 0	3 15 0
1831	William Gattens.....	do	N. W. }	26	9	50 12	6	31 5 0	3 15 0
586	Nov'r	25 Thomas Robinson..	Oakland	east half	10	2	100 14	0	70 0 0	65 0 0
1834										
1525	Feb'y	22 Israel W. Powell...	do	north half }	3	2	100 15	0	75 0 0	30 0 0
		Mathew Masicar..	do	south half }	3	2	100 15	0	75 0 0	45 0 0

Amount of Prin-
cipal fees owing
inward, viz
June, 1841

£	s.	d.
0	0	0
0	0	0
112	10	0
134	13	4
100	0	0
103	5	0
112	10	0
112	10	0
57	0	0
105	0	0
67	10	0
67	10	0
0	0	0
76	19	0
135	0	0
135	0	0
135	0	0
67	10	0
67	10	0
67	10	0
67	10	0
67	10	0
67	10	0
67	10	0
0	0	0
35	0	0
13	0	0
0	0	0
22	10	4
53	0	0
0	0	0
0	0	0
38	0	0
0	0	0
0	0	0
0	0	0
87	10	0
26	5	0
37	10	0
70	0	0
80	0	0
67	10	0
37	10	0
73	0	0
50	0	0
32	10	0
30	0	0
37	10	0
8	15	0
0	0	0
37	10	0
7	10	0
7	0	0
5	0	0
0	0	0

BROCK DISTRICT—CONTINUED.

No. of Sale	Date of Sale	Name of the Purchaser	Township	Lot	Con.	Acres	Price per Acre	Total amount of Sale.	Amount of Principal paid	Amount of Principal remaining unpaid, 30th June, 1911
	1834						s. d.	£ s. d.	£ s. d.	£ s. d.
1604	May 1835	7 Adbeel Eddy	Oakland	2		3	200 20 0	200 0 0	80 0 0	120 0 0
2232	Oct'r 1836	23 Elukin Malcom	do	2		1	200 20 0	200 0 0	40 0 0	160 0 0
2678	Oct'r 1830	24 Malcom Brown	do	north half	3	3	100 10 0	50 0 0	5 0 0	45 0 0
243	May 1831	1 Nicholas Brink	Oxford (W. Div.)	9		1	200 15 0	150 0 0	135 0 0	15 0 0
399	Jan'y 1832	15 Siltson Hackett	do	17		4	100 12 6	62 10 0	62 10 0	0 0 0
402	22 Blecker Thornton	do	east half	3	2	100 12 0	60 0 0	60 0 0	0 0 0
411	31 Peter Carroll	do	18		4	45 13 0	29 5 0	29 5 0	0 0 0
490	Feb'y 1832	28 Henry Shell	do	north half	10	2	100 12 6	62 10 0	43 15 0	18 15 0
866	Oct'r 1834	24 Abraham Canfield	do	S. W. part	9	B. F.	125 17 6	109 7 6	109 7 6	0 0 0
868	26 Henry Shell	do	south half	10		2 100 15 0	75 0 0	37 10 0	37 10 0
1508	Feb'y 1835	8 John Youngs	do	9		3	200 15 0	150 0 0	120 0 0	30 0 0
1639	June 1835	25 Daniel Harris, jun.	do	17		2	200 15 0	150 0 0	150 0 0	0 0 0
1771	Sept'r 1835	29 Edmund Deeds	do	2	B. F.	184 22 6	207 0 0	207 0 0	0 0 0	0 0 0
1863	Jan'y 1836	16 Benjamin Thomson	do	west 1/2	3	2	100 16 0	80 0 0	48 0 0	32 0 0
1864	Peter Temple	do	16	B. F.	90 25 6	112 10 0	112 10 0	0 0 0	0 0 0
1865	Warren Cady	do	3		4	187 16 0	150 0 0	60 0 0	90 0 0
1901	Feb'y 1836	12 Thomas Clout	do	26	B. F.	100 17 6	87 10 0	87 10 0	0 0 0	0 0 0
2357	March 1839	23 Harris A. Smith	do	11		6	35 15 0	26 5 0	5 5 0	21 0 0
2358	Samuel Lewis	do	10		6	80 15 0	60 0 0	6 0 0	54 0 0
2633	Oct'r 1838	7 Moses Tripp	do	S. W. half	16	1	100 25 0	125 0 0	62 10 0	62 10 0
3521	Feb'y 1839	22 George Nicholls	do	N. E. half	16	1	100 25 0	125 0 0	125 0 0	0 0 0
3706	Feb'y 1839	20 Thomas Youngs	do	N. E. part	9	B. F.	105 25 0	131 5 0	13 2 6	118 2 6
3820	July 1832	17 Daniel Harris, jun.	do	16		3	200 12 6	125 0 0	52 5 3	72 14 9
889	Nov'r 1834	12 John Phelan	Oxford (E. Div'n)	east half	9	1	100 10 0	50 0 0	10 0 0	40 0 0
890	John Lazenby	do	west half	9	1	100 10 0	50 0 0	50 0 0	0 0 0
1422	Jan'y 1836	6 Andrew Drew	do	2		1	200 15 0	150 0 0	150 0 0	0 0 0
1431	11 James Gilson	do	16		3	200 15 0	150 0 0	135 0 0	15 0 0
1618	June 1836	11 Joseph Peers	do	16		1	200 20 0	200 0 0	20 0 0	180 0 0
1664	July 1836	9 Joseph Lubington	do	north half	17	2	100 15 0	75 0 0	45 0 0	30 0 0
1665	10 John Howden	do	south half	17	2	100 17 6	87 10 0	26 5 0	61 5 0
1784	Oct'r 1835	9 Robert McLevy	do	3		6	200 15 0	150 0 0	15 0 0	135 0 0
1785	10 Ann Hall	do	9		3	200 15 0	150 0 0	30 0 0	120 0 0
1804	22 Thomas Butler	do	17		6	200 15 0	150 0 0	15 0 0	135 0 0
1844	Dec'r 1835	6 Thomas Butler	do	west half	16	7	100 15 0	75 0 0	7 10 0	67 10 0
1845	Israel Swayze	do	east half	16	7	100 15 0	75 0 0	7 10 0	67 10 0
2115	August 1836	18 Roswell H. Idreth	do	17		8	200 15 0	150 0 0	30 0 0	120 0 0
2280	Nov'r 1836	28 Jonathan Tripp	do	3		4	200 15 0	150 0 0	45 0 0	105 0 0
2338	Feb'y 1837	18 Hiram Campbell	do	east half	2	7	100 15 0	75 0 0	7 10 0	67 10 0
2339	Hiram Sprague	do	west half	2	7	100 15 0	75 0 0	7 10 0	67 10 0
2371	May 1837	7 William Bennett	do	south half	2	3	100 15 0	75 0 0	7 10 0	67 10 0
2424	July 1837	2 James Guild	do	9		7	200 15 0	150 0 0	15 0 0	135 0 0
2807	Jan'y 1840	7 J. & M. Chamberlain	do	17		4	200 20 0	200 0 0	20 0 0	180 0 0
3360	Sept'r 1840	26 George Hazzell	do	north half	3	8	100 15 0	75 0 0	7 10 0	67 10 0
3915	March 1850	20 Hugh Hickey	do	10		8	200 12 6	125 0 0	62 10 0	62 10 0
151	Jan'y 1833	23 Calvin Martin	Oxford (N. Div'n)	broken	20	1 & 2	283 15 0	212 5 0	148 11 6	63 13 6
1165	June 1834	24 James Ingersoll	do	5		5	100 20 0	100 0 0	20 0 0	80 0 0
1565	March 1835	12 Rufus Whitney	do	north part	10	3	125 20 0	125 0 0	125 0 0	0 0 0
1586	April 1835	15 John Jefferson	do	14		2	200 20 0	200 0 0	200 0 0	0 0 0
1949	March 1837	20 John Elliott	do	south part	10	3	75 20 0	75 0 0	7 10 0	67 10 0
2116	August 1837	18 James Hughes	do	east half	2	4	100 15 0	75 0 0	52 19 0	22 16 0
2117	John A. Douglas	do	west half	2	4	100 15 0	75 0 0	75 0 0	0 0 0
3129	July 1837	1 Rothwell Garnett	do	15		3	165 20 0	165 0 0	16 10 0	148 10 0

Amount of Prin
cipal remaining
Jan. 1, 1911

£ s d.
120 0 0

160 0 0

45 0 0
15 0 0

0 0 0
0 0 0
0 0 0
18 15 0

0 0 0
37 10 0

30 0 0
0 0 0
0 0 0

32 0 0
0 0 0
90 0 0
0 0 0

21 0 0
54 0 0
62 10 0

0 0 0

118 2 6
72 14 9

40 0 0
0 0 0

0 0 0
15 0 0
150 0 0
30 0 0
61 5 0
135 0 0
120 0 0
135 0 0
67 10 0
67 10 0

120 0 0
105 0 0

67 10 0
67 10 0
67 10 0
135 0 0

180 0 0
67 10 0

62 10 0

63 13 6

80 0 0

0 0 0
0 0 0

67 10 0
22 10 0
0 0 0

148 10 0

BROCK DISTRICT—CONTINUED.

No. of Sale.	Date of Sale	Name of the Purchaser	Township	Lot	Con.	Acres	Price per Acre	Total Amount of Sale	Amount of Principal paid	Amount of Principal remaining unpaid, 30th June, 1911
							£ s. d.	£ s. d.	£ s. d.	£ s. d.
3284	1837 August 1839	24 James Hughes.....	Oxford (N. Div'n)	west half	2	2	100 15 0	75 0 0	7 10 0	67 10 0
3828	1830 July 1830	24 George McDonald..	do north half	10	1	100 20 0	100 0 0	20 0 0	80 0 0
262	1832 June 1832	14 John Strong	Zorra		2	9	200 11 3	112 10 0	112 10 0	0 0 0
619	1833 Jan'y	13 Barnabas Ford, jun.	do north half	12	4	100 10 0	50 0 0	35 0 0	15 0 0
620	1833 do	Abel Ford.....	do south half	12	4	100 10 0	50 0 0	35 0 0	15 0 0
713	1833 March 1833	27 Theron Hallock....	do east half	6	10	100 10 0	50 0 0	50 0 0	0 0 0
1177	1833 July 1833	5 John Cummings ...	do	2	11	72 16 3	58 10 0	35 2 0	23 8 0
1223	1833 do	Alex. Campbell.....	do	8	15	200 15 0	150 0 0	150 0 0	0 0 0
1224	1833 do	Robert Riddell.....	do	6	16	119 15 0	89 5 0	89 5 0	0 0 0
1225	1833 do	do	do	8	17	117 15 0	87 15 0	87 15 0	0 0 0
1226	1833 do	J. W. D. Lindsay ..	do	12	18	88 15 0	66 0 0	66 0 0	0 0 0
1227	1833 do	J. W. D. Lindsay ..	do	12	16	200 15 0	150 0 0	60 0 0	90 0 0
1228	1833 do	R. Rolla Hunter....	do	15	17	184 15 0	138 0 0	138 0 0	0 0 0
1344	1833 Oct'r	18 Robert Murray....	do west half	6	10	100 20 0	100 0 0	40 0 0	60 0 0
1355	1833 do	28 David Ford.....	do	20	12	200 15 0	150 0 0	60 0 0	90 0 0
1365	1833 Nov'r	12 John Harrington...	do	8	11	200 20 0	200 0 0	160 0 0	40 0 0
1381	1833 do	26 George McKay....	do east half	6	6	100 15 0	75 0 0	45 0 0	30 0 0
1418	1834 Dec'r	30 James McLeod....	do west half	8	7	100 15 0	75 0 0	15 0 0	60 0 0
1663	1834 July 1834	9 William Sutherland	do west half	12	6	100 15 0	75 0 0	30 0 0	45 0 0
1671	1834 do	Alex. Campbell.....	do east half	8	5	100 15 0	75 0 0	37 10 0	37 10 0
1675	1834 do	12 Adam Ross.....	do east half	8	5	100 15 0	75 0 0	7 10 0	67 10 0
1676	1834 do	17 Jacob Kari.....	do	27	12	200 15 0	150 0 0	150 0 0	0 0 0
1677	1834 do	George McKay.....	do west half	12	10	100 15 0	75 0 0	22 10 0	52 10 0
1677	1834 do	John Harrington....	do east half	12	10	100 15 0	75 0 0	15 0 0	60 0 0
1737	1834 Sept'r	17 John B. Tree.....	do north half	6	12	100 15 0	75 0 0	15 0 0	60 0 0
1738	1834 do	Cornelius Eglin....	do south half	6	12	100 15 0	75 0 0	15 0 0	60 0 0
1805	1834 Oct'r	22 Alexander Graham..	do west half	15	9	100 15 0	75 0 0	15 0 0	60 0 0
1808	1834 do	Alexander Murray..	do east half	6	8	100 15 0	75 0 0	30 0 0	45 0 0
1823	1834 Nov'r	13 David Murray....	do east half	15	7	100 15 0	75 0 0	7 10 0	67 10 0
1824	1834 do	Alexander McKay....	do west half	15	7	100 15 0	75 0 0	45 0 0	30 0 0
1846	1835 Dec'r	13 William McKay....	do east half	15	9	100 15 0	75 0 0	45 0 0	30 0 0
1866	1835 Jan'y	17 Thomas Pearson ..	do	2	5	200 15 0	150 0 0	30 0 0	120 0 0
1885	1835 Feb'y	2 Thomas Nicholas..	do	20	14	200 13 9	137 10 0	137 10 0	0 0 0
1922	1835 do	27 Abraham Dolson ..	do north half	8	13	100 20 0	100 0 0	20 0 0	80 0 0
1923	1835 do	Horace Cunningham	do south half	8	13	100 20 0	100 0 0	20 0 0	80 0 0
1930	1835 April	21 Donald Leslie.....	do south half	12	2	100 15 0	75 0 0	15 0 0	60 0 0
1981	1835 do	Donald McLeod.....	do N. E. ¼	12	2	50 15 0	37 10 0	3 15 0	33 15 0
1981	1835 do	Wm McKenzie.....	do N. W. ¼	12	2	50 15 0	37 10 0	3 15 0	33 15 0
1985	1835 do	30 Seneca Lewis.....	do west half	8	1	100 15 0	75 0 0	30 0 0	45 0 0
2077	1835 August	17 Alexander Ross....	do north half	15	5	100 15 0	75 0 0	7 10 0	67 10 0
2111	1835 do	18 Hugh Murray.....	do east half	15	3	100 15 0	75 0 0	45 0 0	30 0 0
2112	1835 do	William Bruce.....	do west half	12	8	100 15 0	75 0 0	7 10 0	67 10 0
2113	1835 do	Robert McKay.....	do south half	15	5	100 15 0	75 0 0	7 10 0	67 10 0
2114	1835 do	William McKay.....	do west half	15	3	100 15 0	75 0 0	37 10 0	37 10 0
2218	1835 Oct'r	9 Malcolm McKenzie..	do east half	15	13	100 18 3	91 5 0	9 2 6	82 2 6
2234	1835 do	23 John Murray.....	do east half	8	9	100 15 0	75 0 0	7 10 0	67 10 0
2235	1835 do	John McLeod.....	do west half	8	9	100 15 0	75 0 0	7 10 0	67 10 0
2246	1835 do	29 James Sutherland..	do west half	6	2	100 15 0	75 0 0	7 10 0	67 10 0
2247	1835 do	Robert McDonald....	do east half	6	2	100 15 0	75 0 0	30 0 0	45 0 0
2309	1835 Jan'y	12 Henry Harwood....	do	25	11	200 15 0	150 0 0	30 0 0	120 0 0
2539	1835 August	23 Alex. Kennedy.....	do	20	4	200 15 0	150 0 0	75 0 0	75 0 0
2756	1835 Nov'r	23 Hon. A. Dillon....	do	31	13	200 15 0	150 0 0	15 0 0	135 0 0
2767	1835 Dec'r	7 Thomas Bunting....	do east half	27	4	100 15 0	75 0 0	30 0 0	45 0 0
2928	1837 Feb'y	14 D. McCorquodale..	do	15	1	200 15 0	150 0 0	150 0 0	0 0 0
3151	1837 July	18 John Lavery.....	do	27	6	200 15 0	150 0 0	150 0 0	0 0 0
3261	1837 August	15 Donald McKay....	do east half	33	4	100 15 0	75 0 0	7 10 0	67 10 0
3645	1837 Oct'r	10 Daniel Cook.....	do east half	31	11	100 15 0	75 0 0	15 0 0	60 0 0
3672	1837 Nov'r	28 John Bennett.....	do east half	8	1	100 15 0	75 0 0	22 10 0	52 10 0
3870	1837 Nov'r	22 Laughlin Sutherland	do	2	1	200 12 6	125 0 0	45 0 0	80 0 0

Amount of Principal remaining unpaid, 30th June, 1841

	£	s.	d.
	67	10	0
	80	0	0
	0	0	0
	15	0	0
	15	0	0
	0	0	0
	23	8	0
	0	0	0
	0	0	0
	0	0	0
	0	0	0
	90	0	0
	0	0	0
	60	0	0
	90	0	0
	40	0	0
	30	0	0
	60	0	0
	45	0	0
	37	10	0
	67	10	0
	0	0	0
	52	10	0
	60	0	0
	60	0	0
	60	0	0
	45	0	0
	67	10	0
	30	0	0
	30	0	0
	30	0	0
	120	0	0
	0	0	0
	80	0	0
	80	0	0
	60	0	0
	33	15	0
	33	15	0
	45	0	0
	67	10	0
	30	0	0
	67	10	0
	67	10	0
	37	10	0
	82	2	6
	67	10	0
	67	10	0
	67	10	0
	45	0	0
	120	0	0
	75	0	0
	135	0	0
	45	0	0
	0	0	0
	0	0	0
	67	10	0
	60	0	0
	52	10	0
	80	0	0

BROCK DISTRICT—CONTINUED.

SUMMARY.		Acres.	Total amount of Sale.			Amount of Principal Paid.			Amount of Principal remaining unpaid, 30th June, 1841.		
			£	s.	d.	£	s.	d.	£	s.	d.
1—	Blandford	755	567	10	0	567	10	0	0	0	0
2—	Blenheim	2050	1431	5	0	482	19	7	948	5	5
3—	Burford	4150	3045	12	6	1146	3	9	1899	8	9
4—	Dereham	1994½	1463	7	6	402	1	9	1061	5	9
5—	Nissouri	3928	2860	1	8	865	14	4	1994	7	4
6—	Norwich	3050	2321	5	0	1290	15	0	1030	15	0
7—	Oakland	800	670	0	0	293	0	0	377	0	0
8—	Oxford (Western Division)	2451½	2078	2	6	1526	10	3	551	12	3
9—	Oxford (Eastern Division)	3200	2437	10	0	713	15	0	1723	15	0
10—	Oxford (Northern Division)	1348	1202	5	0	672	11	6	329	13	6
11—	Zorra	7080	5305	15	0	2610	4	6	2695	10	6
Total		30807	23382	14	2	10571	5	8	12811	8	6

LONDON DISTRICT.

No. of Sale	Date of Sale	Name of the Purchaser.	Township	Lot.	Con.	Acres.	Price per Acre.	Total amount of Sale	Amount of Principal Paid	Amount of Principal remaining unpaid 30th June, 1841
							£ s. d.	£ s. d.	£ s. d.	£ s. d.
1833	19 March	Margaret McDonald	Aldborough	8	H	200	12 6	2520 0 0	15 10 0	112 10 0
1280	13 Sept'r	Donald McKellar	do	south half	1	11	100 15 0	75 0 0	22 10 0	52 10 6
1281	John Gillise	do	north half	1	11	100 15 0	75 0 0	7 10 0	67 10 0
1834	21 Oct'r	George Munro	do	10	2	200 15 0	150 0 0	30 0 0	120 0 0
1835	18 August	John Ward	do	16	B. F.	48 18 6	44 8 0	4 6 9½	40 1 2½
1833	1047 March	Lorenzo Weld	Adelaide	broken	20	6	21 10 0	10 10 0	10 10 0	0 0 0
1052	Thomas Steers	do	12	10	200 10 0	100 0 0	100 0 0	0 0 0
1073	Thomas Page	do	12	8	200 10 0	100 0 0	30 0 0	70 0 0
1148	May	Earl of Mountcashel	do	6 N. R.	12	200	12 6	125 0 0	25 0 0	100 0 0
1190	July	Thomas Philips	do	15 S. R.	1	200	12 6	125 0 0	12 10 0	112 10 0
1270	Sept'r	Charles Hopkins	do	6 N. R.	1	200	12 6	125 0 0	12 10 0	112 10 0
1273	Charles Hopkins	do	8 do	2	200	12 6	125 0 0	12 10 0	112 10 0
1834	1813 Nov'r	Jonathan Wild	do	27 do	1	200	10 0	100 0 0	10 0 0	90 0 0
1814	Jonathan Wild	do	2 S. R.	1	200	10 0	100 0 0	10 0 0	90 0 0
1835	2051 July	Thomas Lucas	do	9 N. R.	3	200	10 0	100 0 0	10 0 0	90 0 0
2153	August	John Morcum	do	W. ½ 2 S. R.	11	100	10 0	50 0 0	5 0 0	45 0 0
2156	Samuel Hawes	do	E. ½ 2 do	11	100	10 0	50 0 0	5 0 0	45 0 0
2208	Oct'r	Thomas Cuddy	do	6 N. R.	3	200	10 0	100 0 0	10 0 0	90 0 0
2276	Nov'r	John McCann	do	8 S. R.	11	200	10 0	100 0 0	10 0 0	90 0 0
2295	Dec'r	C. J. Still	do	8 do	1	200	10 0	100 0 0	100 0 0	0 0 0
1837	3145 July	Richard Morgan	do	E. ½ 8 S.E.R.	5	100	10 0	50 0 0	5 0 0	45 0 0
3198	John Cready	do	S. ½ 12 do	4	100	10 0	50 0 0	5 0 0	45 0 0
3308	August	Elizabeth Moyle	do	8 do	9	200	10 0	100 0 0	30 0 0	70 0 0
3395	Oct'r	Wm McCasney	do	W. ½ 2 N.E.R.	2	100	10 0	50 0 0	5 0 0	45 0 0
3396	William Sheel	do	E. ½ 2 do	2	100	10 0	50 0 0	5 0 0	45 0 0
1838	3572 May	Richard Saol	do	W. ½ 20 S.E.R.	4	100	16 0	80 0 0	8 0 0	72 0 0
1839	3799 June	A. B. Hawke	do	15	7	200 10 0	100 0 0	100 0 0	0 0 0
1830	283 July	John Ault	Bayham	16	2	200 20 0	200 0 0	80 0 0	120 0 0
1831	355 Nov'r	Geo. W. Cameron	do	north half	5	1	100 17 6	87 10 0	26 5 0	61 5 0
1832	405 Jan'y	M. Burwell	do	12	1	181 20 0	181 0 0	181 0 0	0 0 0
1832	393 Dec'r	W. W. Anderson	do	south half	19	3	100 17 6	87 10 0	8 15 0	78 15 0
1834	885 Nov'r	Enos Edison	do	west half	2	2	100 17 6	87 10 0	87 10 0	0 0 0
1826	Nov'r	Erastus Gilbert and Charles B. Hewitt	do	5	3	200 15 0	150 0 0	15 0 0	135 0 0
1852	Dec'r	Daniel Moss	do	2	10	100 15 0	75 0 0	15 0 0	60 0 0

Amount of Principal remaining unpaid, 30th June, 1941

£	s.	d.
0	0	0
948	5	5
1899	8	9
1061	5	9
1994	7	4
1030	13	0
377	0	0
551	12	3
1723	15	0
529	13	6
2695	10	6
12811	8	6

Amount of Principal remaining unpaid 30th June, 1941

£	s.	d.	
0	112	10	0
0	52	10	0
0	67	10	0
0	120	0	0
0 1/2	40	1	2 1/2
0	0	0	0
0	0	0	0
0	70	0	0
0	100	0	0
0	112	10	0
0	112	10	0
0	112	10	0
0	90	0	0
0	90	0	0
0	90	0	0
0	45	0	0
0	45	0	0
0	90	0	0
0	90	0	0
0	0	0	0
0	45	0	0
0	45	0	0
0	70	0	0
0	45	0	0
0	45	0	0
0	72	0	0
0	0	0	0
0	120	0	0
0	61	5	0
0	0	0	0
0	78	15	0
0	0	0	0
0	135	0	0
0	60	0	0

LONDON DISTRICT—CONTINUED.

No. of Sale	Date of Sale	Name of the Purchaser	Township	Lot	Con.	Acres	Price per Acre.	Total amount of Sale.	Amount of Principal Paid	Amount of Principal remaining unpaid, 30th June, 1811.
							s. d.	£ s. d.	£ s. d.	£ s. d.
1835										
2080	August	18 George Dabbie	Bayham	north half	14	9	100 15 0	75 0 0	7 10 0	67 10 0
2081	Henry Clarke	do	south half	14	9	100 15 0	75 0 0	15 0 0	60 0 0
2110	Shook McConnell	do	north half	2	4	100 15 0	75 0 0	15 0 0	60 0 0
2239	Oct'r	25 Richard Cuthbert	do	north half	5	9	100 12 6	62 10 0	18 15 0	43 15 0
1836										
2213	Jan'y	22 Alexander Saxton	do	9	2	200 20 0	200 0 0	200 0 0	0 0 0
2223	Feb'y	5 David Patten	do	east half	2	2	100 17 6	87 10 0	35 0 0	52 10 0
2254	March	9 James Hawksworth	do	12	2	200 20 0	200 0 0	60 0 0	140 0 0
2417	June	25 Richard McCurdy	do	north half	23	2	109 15 0	75 0 0	7 10 0	67 10 0
2418	Erastus Gilbert	do	25	2	100 15 0	75 0 0	7 10 0	67 10 0
2419	Erastus Gilbert	do	25	2	100 15 0	75 0 0	7 10 0	67 10 0
2552	Sept'r	7 Joseph Weston	do	12	6	100 15 0	75 0 0	7 10 0	67 10 0
2729	Nov'r	14 Edwin Saunders	do	23	5	100 15 0	75 0 0	22 10 0	52 10 0
2734	Ira Cook	do	12	6	100 15 0	75 0 0	7 10 0	67 10 0
2740	16 Benjamin Bentley	do	19	9	100 15 0	75 0 0	7 10 0	67 10 0
2776	Dec'r	12 James McAlatt	do	north half	12	11	135 15 0	102 0 0	10 4 0	91 16 0
2777	Alexander Moore	do	2	5	100 15 0	75 0 0	7 10 0	67 10 0
1837										
2809	Jan'y	12 S. Livingston, jun.	do	north half	16	10	100 15 0	75 0 0	15 0 0	60 0 0
2810	John Livingston	do	16	10	100 15 0	75 0 0	7 10 0	67 10 0
1840										
3922	April	10 James Hutchinson	do	26	3	100 20 0	100 0 0	10 0 0	90 0 0
4041	Oct'r	8 Joseph Pearson	do	4	8	100 12 6	62 10 0	20 0 0	42 10 0
1832										
782	August	11 Hugh Johnston	Carradoc	22	10	200 10 0	100 0 0	100 0 0	0 0 0
849	Oct'r	23 William Young	do	22	4	100 15 0	100 0 0	25 0 0	75 0 0
1850										
850	John Botley	do	22	1	150 10 0	75 0 0	75 0 0	0 0 0
851	George Drillard	do	22	8	200 10 0	100 0 0	70 0 0	30 0 0
886	Nov'r	9 John Elson	do	10	4	100 12 6	62 10 0	6 5 0	56 5 0
921	Dec'r	4 Malcolm Campbell	do	N. W. half	22	10	200 10 0	100 0 0	20 0 0	80 0 0
921	John Campbell	do	S. E. half	22	6	100 10 0	50 0 0	50 0 0	0 0 0
1833										
998	Jan'y	31 Rev. D. E. Blake	do	10	8	200 10 0	100 0 0	10 0 0	90 0 0
999	Peter Carroll	do	9	9	200 10 0	100 0 0	10 0 0	90 0 0
1278	Sept'r	13 Wilson Mills	do	17	2	200 12 6	125 0 0	25 0 0	100 0 0
1836										
2791	Dec'r	16 Lumar, Eagls	do	16	1	100 15 0	75 0 0	7 10 0	67 10 0
1837										
3404	Oct'r	25 Joseph Loop	do	16	3	100 15 0	75 0 0	7 10 0	67 10 0
3422	30 Joseph Davis	do	17	4	200 15 0	150 0 0	15 0 0	135 0 0
1839										
3691	Jan'y	30 Peter Carroll	do	10	10	200 16 8	166 13 4	16 13 4	150 0 0
1833										
1072	March	16 Hooper King	Delaware	9	D	283 12 6	176 17 6	53 1 3	123 16 3
1272	Sept'r	11 John Bell	do	16	1	200 15 0	150 0 0	90 0 0	60 0 0
1835										
1901	Feb'y	18 Joseph B. Cleneh	do	23	B	190 15 0	142 10 0	14 5 0	128 5 0
1836										
2574	Sept'r	17 Gilbert Harris	do	10	2	200 15 0	150 0 0	30 0 0	120 0 0
2575	Gilbert Harris	do	10	4	200 15 0	150 0 0	30 0 0	120 0 0
2746	Nov'r	21 Seymour Luce	do	9	3	100 15 0	75 0 0	7 10 0	67 10 0
1834										
1647	July	4 Isaac Collins	Dorchester (N.)	2	2	200 12 9	127 10 0	89 5 0	38 5 0
1797	Oct'r	18 James O'Brien	do	22	1	200 15 6	155 0 0	15 10 0	139 10 0
1836										
2312	Jan'y	22 T. G. Ridout	do	3	3	180 17 6	137 10 0	47 5 0	110 5 0
2599	Sept'r	28 Stephen Erwin	do	22	3	100 15 0	75 0 0	7 10 0	67 10 0
2600	John Dandas	do	22	3	100 15 0	75 0 0	7 10 0	67 10 0
1837										
3179	July	25 Robert Douglas	do	14	4	200 15 0	150 0 0	15 0 0	135 0 0
3197	Dennis Hursman	do	17	1	100 15 0	75 0 0	7 10 0	67 10 0
3403	Oct'r	25 William Nicholls	do	9	2	100 15 0	75 0 0	7 10 0	67 10 0
1839										
3578	Dec'r	18 William Gray	do	3	1	200 15 0	150 0 0	15 0 0	135 0 0
1831										
594	Dec'r	15 C. G. A. Tozer	Dorchester (S.)	17	12	200 11 3	112 10 0	112 10 0	0 0 0
1834										
1649	July	4 John Newton	do	22	10	100 12 6	62 10 0	6 5 0	56 5 0
1650	John Chase	do	22	10	100 12 6	62 10 0	62 10 0	0 0 0
1651	George Stearns	do	10	12	100 12 6	62 10 0	18 15 0	43 15 0
1652	Arthur Rogers	do	16	11	200 12 6	125 0 0	12 10 0	112 10 0
1654	Benjamin Brooks	do	10	12	100 12 6	62 10 0	25 0 0	37 10 0

Amount of Principal remaining unpaid, 30th June, 1911.

d.	£	s.	d.
0	67	10	0
0	60	0	0
0	60	0	0
0	43	15	0
0	0	0	0
0	52	10	0
0	140	0	0
0	67	10	0
0	67	10	0
0	67	10	0
0	52	10	0
0	67	10	0
0	67	10	0
0	91	16	0
0	67	10	0
0	67	10	0
0	60	0	0
0	67	10	0
0	90	0	0
0	42	10	0
0	0	0	0
0	0	0	0
0	30	0	0
0	56	5	0
0	80	0	0
0	0	0	0
0	5	0	0
0	90	0	0
0	90	0	0
0	100	0	0
0	67	10	0
0	67	10	0
0	135	0	0
0	150	0	0
0	123	16	3
0	60	0	0
0	128	5	0
0	120	0	0
0	120	0	0
0	67	10	0
0	38	5	0
0	139	10	0
0	110	5	0
0	67	10	0
0	67	10	0
0	135	0	0
0	67	10	0
0	67	10	0
0	135	0	0
0	0	0	0
0	56	5	0
0	0	0	0
0	43	15	0
0	112	10	0
0	37	10	0

LONDON DISTRICT—CONTINUED.

No. of Sale	Date of Sale	Name of the Purchaser.	Township	Lot	Con.	Acres	Price per Acre	Total amount of Sale.	Amount of Principal paid.	Amount of Principal remaining unpaid, 30th June, 1841.
1835										
1932	March 3	Thomas Choate...	Dorchester (S.)	2	B	226	32	£ 7,312 0 0	£ 254 5 0	0 0 0
2244	Oct'r 28	Daniel Froman...	do	west half	17	10	100 15	0 75 0 0	15 0 0	60 0 0
2245	Andrew McKenny.	do	east half	17	10	100 15	0 75 0 0	15 0 0	60 0 0
1837										
3169	July 24	James Thompson...	do	south half	22	2	100 15	0 75 0 0	15 0 0	60 0 0
3292	August 25	Joseph Tibbets...	do	north half	22	4	100 15	0 75 0 0	15 0 0	60 0 0
3296	George Dundas...	do	2	1	200 15	0 150 0 0	30 0 0	120 0 0
3346	Sept'r 23	Aitch, McCormick...	do	south half	22	8	100 15	0 75 0 0	30 0 0	45 0 0
3393	Oct'r 23	James Kennott...	do	west half	22	6	100 15	0 75 0 0	7 10 0	67 10 0
3394	Charles White...	do	east half	22	6	100 15	0 75 0 0	7 10 0	67 10 0
1832										
622	Jan'y 18	Hon. T. Tulbot...	Dunwich	B	10	200 12	6 125 0 0	125 0 0	0 0 0
1834										
1657	July 7	Hon. James Gordon	do	broken	2	A	10 15	0 7 10 0	7 10 0	0 0 0
1827	Nov'r 18	Donean McCallum...	do	south half	13	6	100 15	0 75 0 0	22 10 0	52 10 0
1828	Zac. McCallum...	do	north half	13	6	100 15	0 75 0 0	22 10 0	52 10 0
1830										
158	Jan'y 30	Lauch. McLaughlin	Ekfrid	10.4 S. L.
1832										
817	Sept'r 20	Donean McCallum.	do	N. E. half	16.1	do	100 12	6 62 10 0	12 10 0	50 5 0
1833										
1349	Oct'r 25	William Robinson...	do	2.5 rg. do	200 15	0 150 0 0	30 0 0	120 0 0	0 0 0
1350	William Robinson...	do	3.6 rg. do	120 15	0 90 0 0	18 0 0	72 0 0	0 0 0
1374	Nov'r 19	Archibald Kerr...	do	3.4 range	200 12	6 125 0 0	125 0 0	0 0 0	0 0 0
1835										
1886	Feb'y 2	James Campbell...	do	2.7 rg. S.
1832										
2107	August 18	William Dobbie...	do	t. w. s. 68 15	0 51 0 0	15 6 0	35 14 0	30 3 0	0 0 0
2745	Nov'r 21	Peter McArthur...	do	south half	17	1	100 15	0 75 0 0	7 10 0	67 10 0
1831										
565	Oct'r 27	Donald Graham...	Lobo	3	4	200 10	0 100 0 0	100 0 0	0 0 0
1832										
772	July 17	Dugald Sinclair...	do	3	8	200 11	3 112 10 0	56 5 0	56 5 0
816	Sept'r 20	Dugald Johnston...	do	16	7	200 12	6 125 0 0	12 10 0	112 10 0
1833										
1149	May 24	John Boyce.....	do	9	1	200 10	0 100 0 0	20 0 0	80 0 0
1183	July 9	H. Carmichael...	do	north half	10	8	100 12	6 62 10 0	43 15 0	18 15 0
1189	Jeremiah Robson...	do	south half	18	10	100 12	6 62 10 0	62 10 0	0 0 0
1196	John Graham...	do	3	6	200 12	6 125 0 0	12 10 0	112 10 0
1271	Sept'r 11	Adam Beattie...	do	south half	19	10	100 12	6 62 10 0	12 10 0	50 0 0
1277	John McDougall...	do	17	13	200 12	6 125 0 0	87 10 0	37 10 0
1279	William Colvane...	do	north part	16	5	100 12	6 62 10 0	6 5 0	56 5 0
1282	John McGilvery...	do	3	2	200 12	6 125 0 0	12 10 0	112 10 0
1326	Oct'r 11	John Chalton...	do	N. 2's 17 & 18	18	10	200 12	6 125 0 0	125 0 0	0 0 0
1395	Dec'r 9	John Sinclair...	do	9	7	200 12	6 125 0 0	50 0 0	75 0 0
1834										
1439	Jan'y 16	D. Stonehouse...	do	18	11	200 12	6 125 0 0	125 0 0	0 0 0
1634	June 23	James Arthur...	do	18	13	200 15	0 150 0 0	15 0 0	135 0 0
1636	John Brown...	do	north half	18	12	100 15	0 75 0 0	90 0 0	45 0 0
1637	D. Brown...	do	south half	18	12	100 15	0 75 0 0	22 10 0	52 10 0
1658	July 8	John Siddall...	do	24 and 25	25	13	254 7	6 95 5 0	19 1 0	76 4 0
1685	Daniel Cuttrell...	do	south part	22	11	96 15	0 72 0 0	21 12 0	50 8 0
1719	Sept'r 4	George Stonehouse	do	19	11	200 15	0 150 0 0	30 0 0	120 0 0
1778	John Wheltons...	do	north half	19	10	100 15	0 75 0 0	75 0 0	0 0 0
1787	Oct'r 13	Edward Shipley...	do	north part	22	11	100 12	6 62 10 0	50 0 0	12 10 0
1806	Peter Graham...	do	17	8	200 16	1 160 16 8	112 11 8	48 5 0
1841	Nov'y 27	John Harris...	do	3	10	200 12	6 125 0 0	87 10 0	37 10 0
1843	Dec'r 6	William Mackintosh	do	19	9	200 15	0 150 0 0	15 0 0	135 0 0
1835										
1945	March 14	Donean Campbell...	do	west half	18	9	100 12	6 62 10 0	50 0 0	12 10 0
2099	August 18	Samuel Cameron...	do	north half	18	7	100 12	6 62 10 0	12 10 0	50 0 0
2161	Sept'y 8	John McDonald...	do	south half	19	8	93 15	0 69 15 0	6 19 6	62 15 6
2167	Angus McTavish...	do	18	8	100 12	6 62 10 0	6 5 0	56 5 0
2189	Donean McBeun...	do	north half	19	8	93 15	0 69 15 0	6 19 6	62 15 6
2204	John Robson...	do	19	7	65 15	0 48 15 0	4 17 6	43 17 6
2225	Oct'r 14	George McDougald.	do	south half	10	4	100 15	0 75 0 0	52 10 0	22 10 0
2226	James Young...	do	north half	10	4	100 15	0 75 0 0	22 10 0	52 10 0
2264	Nov'r 16	John Jefferson...	do	19	12	200 15	0 150 0 0	15 0 0	135 0 0
1836										
2340	Feb'y 19	John Campbell...	do	west half	17	9	100 15	0 75 0 0	37 10 0	57 10 0
2429	do	16	11	200 15	0 150 0 0	45 0 0	105 0 0
2430	July 5	Edward Charlton...	do	20	11	200 15	0 150 0 0	45 0 0	105 0 0
2431	do	south half	17	10	100 15	0 75 0 0	22 10 0	52 10 0

Amount of Prin-
cipal remaining
 unpaid, 30th
June, 1841.

£	s.	d.
0	0	0
00	0	0
00	0	0
00	0	0
00	0	0
00	0	0
00	0	0
120	0	0
45	0	0
07	10	0
07	10	0
0	0	0
0	0	0
52	10	0
52	10	0
105	15	0
50	0	0
120	0	0
72	0	0
0	0	0
35	14	0
30	3	0
07	10	0
0	0	0
56	5	0
112	10	0
50	0	0
18	15	0
0	0	0
112	10	0
50	0	0
37	10	0
56	5	0
112	10	0
0	0	0
75	0	0
0	0	0
135	0	0
45	0	0
52	10	0
76	4	0
50	8	0
120	0	0
0	0	0
12	10	0
48	5	0
37	10	0
135	0	0
12	10	0
50	0	0
62	15	6
56	5	0
62	15	6
43	17	6
22	10	0
52	10	0
135	0	0
37	10	0
105	0	0
105	0	0
52	10	0

LONDON DISTRICT—CONTINUED.

No. of Sale	Date of Sale	Name of the Purchaser	Township	Lot	Con.	Acres	Price per Acre	Total Amount of Sale		Amount of Principal Paid		Amount of Principal remaining unpaid, 30th June, 1911		
								£	s. d.	£	s. d.	£	s. d.	£
1836														
2432	July	5 Edward Charlton...	Lobo	17	11	200	15	0	150	0	0	45	0	0
2493	August	5 Thomas Shipley...	do	21	12	200	15	0	10	0	0	15	0	0
1837														
2840	Jan'y	27 Lionel Shipley...	do	23	12	196	15	0	147	0	0	14	14	0
3054	May	8 Thomas Caverhill...	do	18	7	100	15	0	75	0	0	7	10	0
3123	June	30 J. W. & G. Simpson	do	17	7	200	12	6	125	0	0	37	10	0
3149	July	14 Alexander McNeal...	do	17	6	100	15	0	75	0	0	7	10	0
3150	John Hedley.....	do	22	10	66	15	0	49	10	0	24	15	0
3272	August	19 John McIntyre.....	do	10	10	100	15	0	75	0	0	7	10	0
3273	Duncan McIntyre.....	do	10	10	100	15	0	75	0	0	7	10	0
3313	31 Dugald McCall.....	do	10	10	100	15	0	75	0	0	7	10	0
3385	Oct'r	19 William Morrison...	do	17	6	97	15	0	72	15	0	7	5	6
3399	24 John Johnson.....	do	10	6	100	15	0	75	0	0	7	10	0
3473	Nov'r	28 Benjamin Collier...	do	9	5	200	15	0	150	0	0	150	0	0
3474 Jesse Zavits.....	do	9	9	200	18	0	180	0	0	54	0	0
3400	Dec'r	20 Archibald Brown...	do	9	11	200	15	0	150	0	0	30	0	0
1830														
263	June	15 Solomon Monro...	London	27	2	100	8	0	40	0	0	40	0	0
284	July	13 T. W. Nichols.....	do	20	4	100	13	0	65	0	0	65	0	0
285 Nathan Jacobs.....	do	20	4	100	13	0	65	0	0	65	0	0
316	Sept'r	7 John Barclay.....	do	23	3	100	11	3	36	5	0	36	5	0
317 Hugh Barclay.....	do	25	3	100	11	3	36	5	0	36	5	0
1831														
506	March	14 Donald McDonald...	do	20	2	100	15	0	75	0	0	75	0	0
507 James Campbell.....	do	20	2	100	15	0	75	0	0	75	0	0
576	Nov'r	10 John Smith, sen....	do	20	6	100	10	0	50	0	0	50	0	0
580 15 William Hale.....	do	8	1	200	10	0	100	0	0	100	0	0
592	Dec'r	10 David Brown.....	do	20	6	100	10	0	50	0	0	25	0	0
595 20 David Y. Decker...	do	27	2	90	8	0	36	0	0	36	0	0
1832														
749	May	8 George Belton.....	do	2	3	200	7	6	75	0	0	75	0	0
1833														
1134	May	14 Joseph O'Brien...	do	8	5	100	16	0	80	0	0	48	0	0
1135 Thomas Webster.....	do	8	5	100	16	0	80	0	0	40	0	0
1211	July	24 Thomas Rutledge...	do	27	4	200	19	0	190	0	0	76	0	0
1834														
1507	Feb'y	7 Thomas Haskett...	do	15	5	200	16	3	162	10	0	113	15	0
1686	August	4 Samuel Smith.....	do	20	8	200	15	0	150	0	0	60	0	0
1723	Sept'r	13 George Rutledge...	do	27	6	200	15	0	150	0	0	90	0	0
1766 27 George Shoebottom	do	20	14	200	15	0	150	0	0	60	0	0
1788	Oct'r	13 Freeman Talbot...	do	12	4	200	15	0	150	0	0	60	0	0
1810 31 John Dimond.....	do	8	11	200	15	0	150	0	0	150	0	0
1812	Nov'r	3 Ebenezer Farrar...	do	8	11	200	15	0	150	0	0	15	0	0
1821 12 William Geary.....	do	12	9	200	20	0	200	0	0	200	0	0
1835														
1877	Jan'y	27 Charles Dickinson...	do	8	13	200	15	0	150	0	0	15	0	0
1889	Feb'y	3 Oliver Wilson.....	do	31	11	100	15	6	77	10	0	31	0	0
1979	April	21 George Kennedy...	do	25	7	200	15	0	150	0	0	75	0	0
1993	May	18 William O'Brien...	do	20	10	200	15	0	150	0	0	90	9	2
2207	Oct'r	1 Patrick O'Menra...	do	2	11	100	15	0	75	0	0	7	10	0
2238 24 William Taylor...	do	12	14	200	15	0	150	0	0	60	0	0
2241 27 William Gain.....	do	12	12	100	13	0	75	0	0	37	10	0
2253	Nov'r	3 William McDonald...	do	12	12	100	13	0	75	0	0	7	10	0
2265 16 Mary Farrell.....	do	12	8	100	22	2	110	16	8	33	5	0
2266 Joseph Sifton.....	do	12	8	100	22	2	110	16	8	44	6	8
1836														
2492	August	5 John Shoebottom...	do	8	9	200	15	0	150	0	0	45	0	0
2495 James Shoebottom...	do	8	7	200	15	0	150	0	0	75	0	0
2610	Oct'r	3 Edward Charlton...	do	25	9	200	15	0	150	0	0	30	0	0
2748	Nov'r	21 John Morrow.....	do	20	16	100	15	0	75	0	0	7	10	0
1837														
3147	July	14 Jeremiah Robson...	do	31	13	100	15	0	75	0	0	37	10	0
3148 William Shipley.....	do	31	13	100	15	0	75	0	0	7	10	0
3347	Sept'r	23 John Howard.....	do	2	9	100	15	0	75	0	0	15	0	0
3348 Charles Morphy.....	do	2	9	100	15	0	75	0	0	7	10	0
1838														
3617	July	30 William Donaldson...	do	12	10	200	10	0	100	0	0	50	0	0
1830														
200	March	9 Freeman Hoarsey...	Mallahide	31	1	200	17	6	175	0	0	175	0	0
208 17 Richard Hawkinson	do	27	2	100	18	0	90	0	0	90	0	0
228	April	10 Elijah Phelps.....	do	31	5	100	10	0	50	0	0	50	0	0
266	June	17 James McIntyre...	do	33	2	100	16	0	80	0	0	80	0	0

Amount of Principal remaining unpaid, 30th June, 1841

£	s.	d.
105	0	0
155	0	0
132	6	0
67	10	0
87	10	0
67	10	0
24	15	0
67	10	0
67	10	0
65	9	6
67	10	0
0	0	0
126	0	0
120	0	0
66	10	0
0	0	0
0	0	0
0	0	0
0	0	0
0	0	0
0	0	0
0	0	0
25	0	0
0	0	0
0	0	0
32	0	0
40	0	0
114	0	0
48	15	0
90	0	0
60	0	0
90	0	0
0	0	0
135	0	0
0	0	0
261	0	0
135	0	0
46	10	0
75	0	0
59	10	10
67	10	0
90	0	0
37	10	0
67	10	0
77	11	8
66	10	0
105	0	0
75	0	0
120	0	0
67	10	0
37	10	0
67	10	0
60	0	0
67	10	0
50	0	0
0	0	0
0	0	0
0	0	0
0	0	0

LONDON DISTRICT—CONTINUED.

No. of Sale	Date of Sale	Name of the Purchaser	Township	Lot	Con.	Acres	Price per Acre		Total Amount of Sale		Amount of Principal paid		Amount of Principal remaining unpaid, 30th June, 1911	
							s.	d.	£	s.	d.	£	s.	d.
	1831													
417	Feb'y	2 Moses McCouncil	Mallahide	south half	20	2	100	16	0	80	0	0	0	0
420	5 Unam Koyle	do	north half	6	8	100	14	0	70	0	0	0	0
509	March	16 Moses Clayton	do	south half	6	8	100	14	0	70	0	0	0	0
	1832													
811	Sept'r	12 And. McCausland	do	15	5	168	10	0	84	0	0	84	0
	1833													
1022	Feb'y	12 C. G. A. Tozer	do 2 and	8	9	120	12	6	75	0	0	75	0
1034	March	8 Hamilton McKenny	do south half	12	8	190	12	6	62	10	0	62	10
1233	August	7 H. Backhouse	do	4	3	200	12	6	125	0	0	125	0
	1834													
1509	Feb'y	8 Matthew Manfield	do north half	12	8	100	12	6	62	10	0	62	10
1514	14 William Hall	do	15	9	144	15	0	108	0	0	21	12
	1835													
1882	Jan'y	30 Thomas Keith	do north half	12	4	100	15	0	75	0	0	7	10
1987	May	4 Thomas Hodgkinson	do	15	3	200	18	9	187	10	0	18	15
2103	August	18 John Marr	do north half	20	2	100	15	0	75	0	0	22	10
2104	Onneil Phelps	do north half	31	5	100	15	0	75	0	0	15	0
2105	Raym'd Van Velzen	do south half	33	4	100	15	0	75	0	0	15	0
2106	Anthony Sealy	do south half	31	3	100	15	0	75	0	0	75	0
2267	Nov'r	17 James C. Crysler	do Gore	2 N. of 5	7	70	19	0	66	10	0	6	13
	1836													
2311	Jan'y	22 J. T. Hankinson	do north half	27	2	100	15	0	75	0	0	7	10
2322	Feb'y	4 William Shepherd	do Gore	17 S. of 8	11	110	15	0	82	10	0	8	5
2557	Sept'r	12 Thomas Terry	do south half	12	2	100	15	0	75	0	0	7	10
2766	Dec'r	7 Henry Dalley	do	2	7	200	20	0	200	0	0	20	0
	1837													
2992	March	15 Francis Moore	do south half	33	9	100	15	0	75	0	0	7	10
3170	July	24 O. H. Tyrrell	do north half	18	4	100	15	0	75	0	0	7	10
	1838													
3532	March	10 Stephen Cohoon	do west half	32	3	160	10	0	50	0	0	5	0
3533	Richard Patten	do east half	32	3	100	10	0	50	0	0	5	0
	1840													
4023	Sept'r	15 J. Sovereign	do	25	1	200	12	6	125	0	0	125	0
4040	Oct'r	8 C. G. A. Tozer	do	8	3	200	12	6	125	0	0	80	0
	1830													
178	Feb'y	18 Heinrich Barger	Mosa	2	1	200	7	6	75	0	0	75	0
	1833													
1206	July	23 Hugh Ferguson	do south half	2	11	100	13	10	69	4	27	13	4
1207	Hyron Warner	do 10 S.L.W.R. 1 range	2	200	12	6	125	0	0	12	10	0
1210	John Jones	do 9 N.L.W.R. 1 range	6	200	12	6	125	0	0	25	0	0
1212	Donald McIntyre	do north half	2	11	100	17	0	85	0	8	10	0
1283	Sept'r	14 Alexander D. Ward	do 17 N.L.W.R. 1 range	0	200	10	0	100	0	0	30	0	0
	1835													
2171	Sept'r	9 George Simpson	do	2 2 range	107	25	0	133	15	0	53	10	0
	1831													
558	Oct'r	11 Duncan McLellan	Southwold	2 2	100	12	6	62	10	0	62	10	0
591	Dec'r	5 John McGregor	do	1 2	100	12	6	62	10	0	6	5	0
	1832													
822	Oct'r	1 Archibald Campbell	do	3 2	126	12	6	78	15	0	78	15	0
.....	William Casey	do	3 3	100	12	6	62	10	0	12	10	0
824	H. McIntyre	do	1 3	100	12	6	62	10	6	12	10	0
	1834													
1632	June	19 William Burgess	do part of B—N. of Lake Road 1 range	1	127	15	0	95	5	0	95	5	0
	1835													
1919	Feb'y	26 Hugh McLellan	do 6 W. R. R. 2, 3, 4	6	196	0	0	19	12	0	176	8	0
1920	Malcolm McIntyre	do 3, 4 and 5 do	2	223	17	6	195	2	6	39	0	6
1921	John McIntyre	do 4 and 5 do	3 1	145	17	6	126	17	6	25	7	6
2022	June	19 Montgomery Smith	do part of B—S. of Lake Road 1 range	5 4	73	15	0	34	15	0	34	15	0
2158	Sept'r	2 T. H. Thomson	do	16	1	200	15	0	150	0	0	30	0
2174	11 John Meek	do 4 S. M. R.	2	65	17	6	56	17	6	17	1	3
	1836													
2410	June	21 Alexander Dewar	do 5 N. Lake R'd 4 range	4	100	15	0	75	0	0	15	0	0
3269	August	19 Daniel Black	do	10	4	200	15	0	150	0	0	15	0
	1839													
3793	June	14 Alvin Smith	do A S. Lake R'd 1 range	4	110	14	0	77	0	0	7	14	0
4076	Dec'r	30 John Campbell	do 1 & 2 S.M.R.	4	48	20	0	48	0	0	4	16	0
	1830													
332	Oct'r	7 Jacob Preffer	Yarmouth	9	4	200	20	0	200	0	0	200	0

LONDON DISTRICT—CONTINUED.

No. of Sale	Date of Sale	Name of the Purchaser	Township	Lot	Con.	Acres	Price per Acre	Total amount of Sale	Amount of Principal Paid	Amount of Principal remaining unpaid, 30th June, 1911
							£ s. d.	£ s. d.	£ s. d.	£ s. d.
1831										
559	Oct'r	11 John McCallum	Yarmouth south half	8	10	100 12 6	62 10 0	31 5 0	31 5 0
560	do John McGregor	do south half	11	10	100 12 6	62 10 0	6 5 0	56 5 0
561	do Angus McIntyre	do south half	10	12	100 12 6	62 10 0	12 10 0	50 0 0
568	do 28 Isaac Culver	do	19	10	100 12 6	66 5 0	39 15 0	26 10 0
1832										
696	March	17 Edward Morgan	do east half	12	5	100 17 0	87 10 0	78 15 0	8 15 0
912	Nov'r	28 John Jones	do north half	8	10	100 12 6	62 10 0	6 5 0	56 5 0
1833										
1356	Oct'r	28 Amasa Lewis	do	26	7	200 15 0	150 0 0	90 0 0	60 0 0
1834										
1591	April	18 Jesse Page	do	12	3	200 20 0	200 0 0	80 0 0	120 0 0
1642	June	28 Chamney Lewis	do	19	1	210 15 0	157 10 0	47 5 0	110 5 0
1692	August	11 John Ferguson	do	26	3	200 15 0	150 0 0	7 0 0	105 0 0
1807	Oct'r	23 William Warwick	do	26	1	212 15 0	159 0 0	13 18 0	143 2 0
1835										
1960	April	4 Walter Ward	do	29	1	range N.E.R. 91 17 6	82 5 0	16 9 0	65 16 0
2033	June	30 Farquhar Campbell	do	16	13	200 15 0	150 0 0	75 0 0	75 0 0
2217	Oct'r	8 James Thompson	do south half	2	4	100 25 0	125 0 0	57 10 0	87 10 0
2227	do 15 Raymond Baby	do	20	5	200 17 0	170 0 0	17 0 0	153 0 0
2229	do 23 Neil Dure	do north half	8	12	100 15 0	75 0 0	7 10 0	67 10 0
1836										
2318	Jan'y	28 Neil Walker	do south half	8	12	100 15 0	75 0 0	7 10 0	67 10 0
2455	July	16 Thomas Sprague	do	12	1	200 17 6	175 0 0	52 10 0	122 10 0
2456	do John Pfeiffer	do	2	6	200 20 0	90 0 0	40 0 0	160 0 0
2500	August	6 Cyrus Summers	do south half	16	15	99 15 0	29 5 0	218 6	26 6 6
2501	do Muel Tibbels	do north half	16	15	99 15 0	29 5 0	218 6	26 6 6
1837										
3088	May	23 Neil McGill	do south half	2	10	100 12 6	112 10 0	11 5 0	101 5 0
3137	July	10 Cyrus Summers	do	17	11	140 16 0	120 0 0	36 0 0	84 0 0
3209	do 28 Daniel Black	do north half	9	13	100 15 0	75 0 0	30 0 0	45 0 0
3201	do Thomas Fowler	do south half	9	13	100 15 0	75 0 0	7 10 0	67 10 0
3229	do 29 Robert Currie	do north half	11	13	100 15 0	75 0 0	30 0 0	45 0 0
3342	Sept'r	21 Cornelius Mills	do south half	23	6	100 15 0	75 0 0	7 10 0	67 10 0
3343	do Samuel Menand	do north half	23	6	100 15 0	75 0 0	7 10 0	67 10 0
3371	Oct'r	16 Daguid McLaughlin	do south half	11	13	100 15 0	75 0 0	7 10 0	67 10 0
1839										
3818	July	16 John Wintemute	do south half	9	2	100 20 0	100 0 0	100 0 0	0 0 0
1840										
3883	Jan'y	21 Cornelius Mills	do S. E. 4	19	5	50 17 6	1 15 0	15 0	35 0 0
3906	Feb'y	12 Amos Chase	do south half	23	4	100 12 6	120 0 0	6 5 0	56 5 0
3907	do Amos Wedding	do south half	23	4	100 12 6	120 0 0	6 5 0	56 5 0
3908	do 13 Wilton Hindley	do north half	5	1	100 15 0	75 0 0	7 10 0	67 10 0
3919	April	4 Daniel Birdsall	do	19	3	200 12 6	125 0 0	25 0 0	100 0 0
1841										
4086	Feb'y	9 Joseph Baker	do north half	19	5	100 17 6	87 10 0	8 15 0	78 15 0

SUMMARY.

	Acres	Total amount of Sale	Amount of Principal Paid	Amount of Principal remaining unpaid, 30th June, 1911
		£ s. d.	£ s. d.	£ s. d.
1—Aldbrough	648	409 0 0	76 16 9½	392 11 2½
2—Ableide	321	1890 10 0	521 0 0	1369 10 0
3—Bayham	227	2658 0 0	902 9 0	1755 11 0
4—Carridge	220	1329 3 4	457 18 4	871 5 0
5—Delaware	1173	844 7 6	234 16 3	619 11 3
6—Dorchester (North)	180	1040 0 0	212 0 0	828 0 0
7—Dorchester (South)	1926	1410 15 0	626 15 0	790 0 0
8—Dunwich	410	282 10 0	177 10 0	105 0 0
9—Ekfred	1110	771 10 0	290 8 0	481 2 0
10—Lobo	7800	5398 1 8	1976 5 8	3421 16 0
11—London	6090	4943 3 4	2376 15 10	2268 7 6
12—Mallahide	3712	2693 10 0	1179 5 0	1214 5 0
13—Mosa	1107	712 18 4	312 3 4	480 15 0
14—Southwold	2911	1553 12 6	496 1 3	1057 11 3
15—Yarmouth	4700	3769 15 0	1211 19 0	2557 16 0
Total	41345	29375 4 8	11162 3 5½	18213 1 2½

Amount of Prin-
cipal remaining
 unpaid 30th
 June, 1911

£	s.	d.
31	5	0
36	5	0
30	0	0
26	10	0
8	15	0
36	5	0
60	0	0
120	0	0
110	5	0
105	0	0
143	2	0
65	16	0
75	0	0
87	10	0
153	0	0
67	10	0
67	10	0
122	10	0
160	0	0
26	0	6
26	0	6
101	5	0
84	0	0
45	0	0
67	10	0
67	10	0
45	0	0
67	10	0
67	10	0
0	0	0
35	0	0
16	5	0
5	0	0
6	10	0
100	0	0
78	15	0

Amount of Principal
remaining unpaid,
30th June, 1911

£	s.	d.
392	11	2½
369	10	0
755	11	0
871	5	0
619	11	3
828	0	0
790	0	0
105	0	0
481	2	0
4421	16	0
2268	7	6
214	5	0
480	15	0
057	11	3
2557	16	0
2213	1	2½

TALBOT DISTRICT.

No. of Sale.	Date of Sale	Name of the Purchaser	Township	Lot.	Con.	Acres	Price per Acre	Total Amount of Sale	Amount of Principal paid	Amount of Principal remaining unpaid, 30th June, 1841	
							s. d.	£ s. d.	£ s. d.	£ s. d.	
181	Feb'y 19	Daniel McCall...	Charlotteville	22	6	200 14	0	140 0 0	140 0 0	0 0 0	
182	Walter Anderson..	do	16	3	200 16	0	160 0 0	160 0 0	0 0 0	
260	June 10	Jacob Wood	do	17	2	175 14	0	122 10 0	122 10 0	0 0 0	
1831											
470	Feb'y 22	Georgo Ryerson...	do	22	2	169 17	6	147 17 6	147 17 6	0 0 0	
489	David Hamwart ..	do	9	3	200 12	6	125 0 0	125 0 0	0 0 0	
491	March 1	Duncan McCall, jun.	do	17	4	200 16	0	160 0 0	160 0 0	0 0 0	
1832											
618	Jan'y 13	Jeremiah Beeker ..	do	2	B	184 15	0	138 0 0	138 0 0	0 0 0	
658	Feb'y 9	Peter Montross....	do	2	A	100 12	6	62 10 0	62 10 0	0 0 0	
881	Nov'r 3	John Chadwich....	do	21	I&E.F.	310 17	6	271 5 0	27 2 6	244 2 6	
1833											
1249	August 27	Joseph Tisdale ...	do	north part	22	4	185 25	0	231 5 0	23 2 6	208 2 6
1834											
1605	May 8	John Shearer	do	north part	16	5	42 20	0	42 0 0	37 16 0	4 4 0
1704	August 28	Richard Johnson ..	do	north half	2	A	100 15	0	75 0 0	37 10 0	37 10 0
1705	Thomas Cope.....	do	2	3	200 15	0	150 0 0	90 0 0	60 0 0	
1835											
2128	August 18	John McCall, jun..	do	east half	17	6	100 15	0	75 0 0	7 10 0	67 10 0
2129	John Shearer	do	west half	17	6	100 15	0	75 0 0	7 10 0	67 10 0
1837											
3324	Sep'r 19	John H. McCall...	do	south half	16	7	100 15	0	75 0 0	7 10 0	67 10 0
1838											
3526	March 3	Owen Abner, sen..	do	broken	22	10	30 15	0	22 10 0	22 10 0	0 0 0
1839											
3680	Jan'y 2	Henry Anderson...	do	2	1	200 15	0	150 0 0	150 0 0	0 0 0
2848	August 29	Patrick and William	do	2	11	200 15	0	150 0 0	100 0 0	50 0 0
1840											
2898	Feb'y 5	Joseph Dunkin....	do	north half	22	8	100 13	9	68 15 0	20 12 6	48 2 6
3890	Joseph Culver	do	south half	22	8	100 13	9	68 15 0	0 0 0	0 0 0
3913	Joseph Vanorman..	do	16	B	265 17	6	231 17 6	159 10 0	72 7 6
1841											
4097	May 10	Israel W. Powell ..	do	3	2	200 10	0	100 0 0	10 0 0	90 0 0
1837											
2806	Jan'y 5	Benjamin McCall..	Houghton	south half	2	7	100 15	0	75 0 0	22 10 0	52 10 0
3439	Nov'r 7	D. Miller	do	north half	2	7	100 15	0	75 0 0	7 10 0	67 10 0
1834											
1734	Sep'r 13	James Ronson.....	Middleton	north half	9	2	100 15	0	75 0 0	30 0 0	45 0 0
1835											
2221	Oct'r 12	Luther Law	do	N. T. R.	3	5	188 15	0	141 0 0	11 2 0	126 18 0
2268	Nov'r 17	Oliver Mabee.....	do	7 N. T. R.	3	3	200 15	0	150 0 0	15 0 0	105 0 0
1836											
2385	June 10	Joseph Kitchin ...	do	45 S. T. R. E.	2	2	200 10	0	100 0 0	100 0 0	0 0 0
1837											
3021	April 8	Oliver Mabee, jun..	do	14 N. T. R.	2	2	200 15	0	150 0 0	15 0 0	135 0 0
3130	July 4	James Cowan.....	do	3 do	3	3	200 15	0	150 0 0	60 0 0	90 0 0
1830											
171	Feb'y 10	Joseph Woolley ...	Townsend	north half	3	11	50 16	0	40 0 0	40 0 0	0 0 0
172	John Algeo	do	south part	3	14	150 16	0	120 0 0	120 0 0	0 0 0
173	John Heath, jun..	do	north half	2	11	100 18	0	90 0 0	90 0 0	0 0 0
174	Frederic Heath....	do	south half	2	11	100 18	0	90 0 0	90 0 0	0 0 0
187	P. Vashinder.....	do	Spot of N.	3	12	50 16	0	40 0 0	40 0 0	0 0 0
188	John Widner	do	south half	3	12	100 16	0	80 0 0	80 0 0	0 0 0
190	Peter O'Carr	do	south part	2	13	30 19	0	47 10 0	47 10 0	0 0 0
191	Philip Berner	do	north part	2	13	150 19	0	142 10 0	28 10 0	114 0 0
207	March 16	Samuel Watts.....	do	north half	3	8	100 13	0	65 0 0	65 0 0	0 0 0
227	April 8	Mathew H. Tisdale	do	2	9	200 17	6	175 0 0	175 0 0	0 0 0
287	July 19	Joseph Walker	do	south half	3	8	100 13	0	65 0 0	65 0 0	0 0 0
387	Dec'r 23	Henry Kitchin	do	N. half and S. W. quarter	3	10	150 17	6	131 5 0	131 5 0	0 0 0
1831											
390	Jan'y 5	Abraham Masecar ..	do	north half	9	3	160 12	6	62 10 0	62 10 0	0 0 0
587	Nov'r 25	George McMichael	do	10	6	200 14	0	140 0 0	42 0 0	98 0 0
1832											
645	Jan'y 26	Joh Slight	do	west half	22	4	100 11	3	56 5 0	28 2 6	28 2 6
705	March 22	Job Masecar	do	2	7	200 11	3	112 10 0	112 10 0	0 0 0
906	Nov'r 21	Aaron Barber	do	south quar	10	4	30 15	0	37 10 0	37 10 0	0 0 0
930	Dec'r 13	Ezra Perney	do	north half	3	4	100 14	0	70 0 0	70 0 0	0 0 0
942	Joseph Woolley	do	10	14	200 13	0	130 0 0	26 0 0	104 0 0
945	Peter Bennor, jun..	do	3	6	200 10	0	100 0 0	50 0 0	50 0 0
1833											
1066	March 15	John Barber	do	west half	16	3	100 15	0	75 0 0	75 0 0	0 0 0
1104	April 10	Ben. Haviland, jun.	do	east half	16	3	100 14	0	70 0 0	70 0 0	0 0 0
1127	Zephaniah Adams ..	do	north half	17	4	100 11	3	56 5 0	28 2 6	28 2 6

Amount of Princi-
pal remaining
 unpaid, 30th
 June, 1911

£	s.	d.
0	0	0
0	0	0
0	0	0
0	0	0
0	0	0
0	0	0
0	0	0
0	0	0
244	2	6
208	2	6
4	4	0
37	10	0
60	0	0
67	10	0
67	10	0
67	10	0
0	0	0
0	0	0
50	0	0
48	2	6
0	0	0
72	7	6
90	0	0
52	10	0
67	10	0
45	0	0
136	18	0
105	0	0
0	0	0
135	0	0
90	0	0
0	0	0
0	0	0
0	0	0
0	0	0
0	0	0
0	0	0
0	0	0
114	0	0
0	0	0
0	0	0
0	0	0
0	0	0
98	0	0
0	0	0
0	0	0
28	2	6
0	0	0
0	0	0
0	0	0
0	0	0
104	0	0
50	0	0
0	0	0
0	0	0
28	2	6

TALBOT DISTRICT—CONTINUED.

No. of Sale	Date of Sale	Name of the Purchaser	Township	Lot	Con.	Acres	Price per Acre	Total amount of Sals.	Amount of Principal paid	Amount of Principal remaining unpaid, 30th June, 1911	
						£ s. d.		£ s. d.		£ s. d.	
1833											
1379	Nov'r	25 Cornelius Slight...	Townsend	west half	22	10	100 20 0	100 0 0	20 0 0	80 0 0	
1407	Dec'r	19 Henry Beemer, sen.	do	north half	17	2	100 10 0	30 0 0	20 0 0	30 0 0	
1834											
1420	Jan'y	6 William Sovereign...	do	south half	3	4	100 10 0	50 0 0	5 0 0	45 0 0	
1489	22 Richard Robinson	do	S. ½ & N.W. ¼	10	2	150 20 0	150 0 0	150 0 0	0 0 0	
1559	March	6 John Cline	do	north half	9	5	100 10 0	50 0 0	35 0 0	15 0 0	
1741	Sept'r	17 John Omstead	do	south half	17	4	100 15 0	75 0 0	7 10 0	67 10 0	
1765	27 Samuel Chadwick	do	22	8	200 15 9	157 10 0	15 15 0	141 15 0	
1835											
1872	Jan'y	23 John Barber	do	south half	17	2	100 10 0	50 0 0	15 0 0	35 0 0	
1897	Feb'y	10 George Olmstead	do	east half	22	4	100 12 6	62 10 0	6 5 0	56 5 0	
1992	May	18 Abraham Masecar	do	south half	9	3	100 15 0	75 0 0	15 0 0	60 0 0	
2056	July	18 John Masecar	do	south half	9	9	100 20 0	100 0 0	60 0 0	40 0 0	
2057	Abraham Clowse	do	north half	9	9	100 20 0	100 0 0	40 0 0	60 0 0	
2131	August	22 William Howick	do	west half	17	14	100 20 0	100 0 0	30 0 0	70 0 0	
2139	Sept'r	2 George Jackson	do	west half	22	14	100 16 5	82 1 8	8 4 2	73 17 6	
2160	George E. Foster	do	east half	22	14	100 16 5	82 1 8	8 4 2	73 17 6	
2195	26 Abraham Masecar	do	17	12	200 15 0	150 0 0	45 0 0	105 0 0	
2762	Dec'r	3 Joseph Slight	do	south half	17	6	100 15 0	75 0 0	7 10 0	67 10 0	
1837											
2923	Feb'y	10 Adam Boulby	do	10	10	200 11 3	112 10 0	112 10 0	0 0 0	
3356	Sept'r	25 Nesbit Culver	do	south half	9	11	100 10 0	50 0 0	5 0 0	45 0 0	
3357	Alex. McIntosh	do	north half	9	11	100 10 0	50 0 0	5 0 0	45 0 0	
3412	Oct'r	26 David Duncombe	do	N. E. ¼	10	2	50 24 0	60 0 0	6 0 0	54 0 0	
1838											
3539	April	5 Abraham Masecar	do	N. ½ of N. ½	9	7	50 15 0	37 10 0	37 10 0	0 0 0	
3540	Ezekiel Foster	do	S. ½ of N. ½	9	7	50 15 0	37 10 0	7 10 0	30 0 0	
3541	Leonard Sovereign	do	south half	9	7	100 15 0	75 0 0	22 10 0	52 10 0	
3627	August	30 Samuel Culver	do	north part	10	12	120 10 0	60 0 0	6 0 0	54 0 0	
1839											
3774	May	14 Israel W. Powell	do	17	8	200 10 0	100 0 0	100 0 0	0 0 0	
1840											
3892	Jan'y	30 Duncan Campbell	do	east half	9	13	100 8 0	40 0 0	40 0 0	0 0 0	
3940	May	28 Adam Boulby	do	north ¾	10	4	150 15 0	112 10 0	40 0 0	72 10 0	
1830											
206	March	13 Henry Webster	Walsingham	16	1	200 20 0	200 0 0	200 0 0	0 0 0	
1831											
1444	Jan'y	48 Moses Newkirk	do	22	2	200 20 0	200 0 0	140 0 0	60 0 0	
1629	August	27 Gedfrey B. Hall	do	10	4	200 12 6	125 0 0	12 10 0	112 10 0	
1700	Gedfrey B. Hall	do	10	2	200 12 6	125 0 0	12 10 0	112 10 0	
1701	Levi Johnson	do	22	4	200 14 3	142 10 0	28 10 0	114 0 0	
1835											
1908	Feb'y	21 Henry Becker	do	9	1	200 17 6	175 0 0	87 10 0	87 10 0	
2078	August	17 Albert Bardick	do	2	1	200 15 0	150 0 0	45 0 0	105 0 0	
2133	Isaac Proemier	do	east half	9	3	100 15 0	75 0 0	45 0 0	30 0 0	
2134	Eli Louks	do	west half	9	3	100 15 0	75 0 0	22 10 0	52 10 0	
2137	Ben. Vannoman	do	12	6	200 20 4	203 6 8	20 6 8	183 0 0	
2233	Oct'r	23 Mrs. Isabella Fuller	do	16	9	200 16 7	165 16 8	16 11 8	149 5 0	
1836											
2380	May	27 Amasa Coon	do	west half	9	7	145 17 6	126 17 6	126 17 6	0 0 0	
2438	July	18 F. Coon & N. Coon	do	N. E. part	7	B. bk. f.	112 25 0	140 0 0	42 0 0	98 0 0	
2747	Nov'r	21 Francis L. Walsh	do	north half	16	7	100 15 0	75 0 0	7 10 0	67 10 0	
1834											
1693	August	22 W'm & James Blatt	Westminster	22	4	200 16 1	160 16 8	32 3 4	128 13 4	
1720	Sept'r	5 William Buchanan	do	12	7	200 15 7	155 16 8	15 11 8	140 5 0	
1721	Mary Watson	do	18	7	200 16 2	161 13 4	48 10 0	113 3 4	
1725	John K. Woodward	do	19	9	128 15 0	96 0 0	28 16 0	67 4 0	
1767	Thomas George	do	18	9	108 15 0	81 0 0	81 0 0	0 0 0	
1768	Thomas George	do	17	8	200 15 0	150 0 0	45 0 0	105 0 0	
1786	Oct'r	13 Jotham Manning	do	18	5	200 15 6	155 0 0	15 10 0	139 10 0	
1789	Isaac Manning	do	1	5	200 17 9	177 10 0	17 15 0	159 15 0	
1833	Nov'r	22 Dugald McIntyre	do	19	7	200 16 9	167 10 0	16 15 0	150 15 0	
1835											
1893	Feb'y	7 Charles Hayward	do	south half	22	8	100 17 6	87 10 0	8 15 0	78 15 0	
1894	Charles Bowler	do	north half	22	8	100 17 6	87 10 0	8 15 0	78 15 0	
1947	March	19 Jacob Manning	do	north half	2	6	100 15 0	75 0 0	7 10 0	67 10 0	
1948	Leonard Odell	do	south half	2	6	100 15 0	75 0 0	7 10 0	67 10 0	
1972	April	18 Horatio Wilson	do	9	5	200 15 0	150 0 0	15 0 0	135 0 0	
2041	July	8 Warren Tibbets	do	1	3	200 15 0	150 0 0	15 0 0	135 0 0	
2108	August	18 Neil McDougall	do	18	Gore	100 15 0	75 0 0	7 10 0	67 10 0	
2109	(Edward Wright) (Ch's D. Wright) (and John Salter)	do	17	6	200 15 0	150 0 0	15 0 0	135 0 0	

Amount of Principal remaining unpaid, 30th June, 1911.

£	s.	d.
80	0	0
30	0	0
45	0	0
0	0	0
15	0	0
67	10	0
141	15	0
35	0	0
56	5	0
60	0	0
40	0	0
60	0	0
70	0	0
73	17	6
73	17	6
105	0	0
67	10	0
0	0	0
45	0	0
45	0	0
54	0	0
0	0	0
30	0	0
52	10	0
51	0	0
0	0	0
0	0	0
72	10	0
0	0	0
60	0	0
112	10	0
112	10	0
114	0	0
87	10	0
105	0	0
30	0	0
52	10	0
183	0	0
139	5	0
0	0	0
98	0	0
67	10	0
128	13	4
140	5	0
113	3	4
67	4	0
0	0	0
105	0	0
139	10	0
159	15	0
150	15	0
78	15	0
78	15	0
67	10	0
67	10	0
135	0	0
135	0	0
67	10	0
135	0	0

TALBOT DISTRICT—CONTINUED.

No. of Sale	Date of Sale	Name of the Purchaser	Township	Lot	Con.	Acres	Price per Acre		Total amount of Sale.	Amount of Principal Paid		Amount of Principal remaining unpaid, 30th June, 1874.			
							s.	d.		£	s.	d.	£	s.	d.
1835															
2130	August 22	William Hendra	Westminster	west half	13	3	100	13	9	68	15	0	34	7	6
		Joseph Strangman	do	east half					100	13	9	68	15	0	13
2141 28	Solomon McCall	do	10	5	155	15	0	116	5	0	11	12	6
2168	Sept'r 9	Morris Simpson	do	2	4	200	15	0	150	0	0	15	0	0
2169	Thomas Wilsie	do	2	4	200	15	0	150	0	0	15	0	0
2172	Joshua S. Odell	do	1	7	178	15	0	133	10	0	13	7	0
2203 28	Colin Ferguson	do	13	7	200	15	0	150	0	0	15	0	0
2209	Oct'r 1	James Tomlinson	do	1	Gore	36	15	0	27	0	0	8	2	0
2263	Nov'r 16	James Young	do	16	4	200	16	1	160	16	8	16	1	8
1836															
2336	Feb'y 16	John Meredith	do	19	5	200	15	6	155	0	0	15	10	0
2658	Oct'r 13	James Ireland	do	north half	10	4	100	15	0	75	0	0	7	10	0
2659	Abner Wilson	do	south half	10	4	100	15	0	75	0	0	7	10	0
1837															
3052	May 5	Ira Kilbourne	do	2	Gore	40	20	0	44	0	0	4	8	0
3146	July 14	William Roulledge	do	7	5	200	15	0	150	0	0	45	0	0
3164 21	Alexander Morris	do	north half	19	3	100	16	6	82	10	0	24	15	0
3165	Patrick Tierney	do	south half	19	3	100	16	6	82	10	0	8	5	0
3172 24	Thomas Forbes	do	17	4	200	15	0	150	0	0	15	0	0
3199 28	Walter Bidolph	do	16	7	200	15	0	150	0	0	15	0	0
3205	John O'Neil	do	22	6	200	15	0	150	0	0	45	0	0
3206	Peter Frosce	do	south half	16	Gore	50	15	0	37	10	0	3	15	0
3312	August 31	Nathaniel Carothers	do	7	4	200	15	0	150	0	0	30	0	0
3344	Sept'r 22	Peter Smith	do	south half	9	7	100	15	0	75	0	0	7	10	0
3349 23	William Frank	do	16	3	200	21	0	210	0	0	42	0	0
3354	Peter Schram	do	9	Gore	100	15	0	75	0	0	7	10	0
3373	Oct'r 16	Peter Schram	do	north half	16	Gore	50	15	0	37	10	0	3	15	0
3374	M. Carrothers	do	6	5	200	15	0	150	0	0	15	0	0
3375	James Watherstone	do	12	5	100	15	0	75	0	0	7	10	0
3408 25	John Begg	do	16	5	200	15	0	150	0	0	15	0	0
3419 30	John Clippen	do	2	7	100	15	0	75	0	0	7	10	0
3420	John Kennedy	do	north part	2	3	100	15	0	75	0	0	7	10	0
3478	Nov'r 28	L. & John Corrie	do	north half	2	6	200	15	0	150	0	0	15	0	0
3489	Dec'r 20	Alexander McKellar	do	south part	2	7	97	15	0	72	15	0	14	11	0
1838															
3527	March 2	Peter McGill	do	10	6	200	15	0	150	0	0	15	0	0
3537	April 3	William Hare	do	south half	12	5	100	15	0	75	0	0	7	10	0
1839															
3557	Oct'r 22	David Doty	do	3	4	200	15	0	150	0	0	15	0	0
1830															
3604	March 11	John M. Colver	Windham	part of	2	11	152	18	0	136	16	0	136	16	0
		John Robins	do	pt. of N.W.	2	11	48	18	0	43	4	0	43	4	0
		John B. Crouse	do	S. W. part	2	13	150	16	0	120	0	0	120	0	0
220	April 1	John B. Crouse	do	N. E. part	2	13	50	16	0	40	0	0	40	0	0
221	Philip Farse	do	3	10	200	17	6	175	0	0	140	0	0
222	John Robins	do	3	10	200	17	6	175	0	0	140	0	0
1831															
536	May 17	Philip Butler	do	3	12	200	17	0	170	0	0	153	0	0
1832															
604	Jan'y 6	Frederic Sovereign	do	22	12	200	10	0	100	0	0	100	0	0
1834															
1627	June 17	James Throop	do	north half	16	1	100	10	0	50	0	0	5	0	0
1764	Sept'r 27	Samuel Chadwick	do	17	10	200	15	9	137	10	0	13	15	0
1769	Levi Douglass	do	south half	22	10	100	15	0	75	0	0	7	10	0
1835															
2231	Oct'r 23	Charles Malcom	do	south half	17	2	100	15	0	75	0	0	7	10	0
1836															
2325	Feb'y 5	Joseph Svercign	do	S. W. 3	2	7	150	13	0	97	10	0	97	10	0
2576	Sept'r 19	George Taylor and Gilbert Taylor	do	south half	2	1	100	15	0	75	0	0	75	0	0
2624	Oct'r 6	Joseph House	do	north half	9	7	100	15	0	75	0	0	7	10	0
2749	Nov'r 21	William Dennis	do	west half	16	13	100	15	0	75	0	0	7	10	0
2769	Dec'r 10	Joseph Wilson (3rd)	do	north half	22	14	100	15	0	75	0	0	7	10	0
1837															
3062	May 17	J. B. Crouse	do	3	14	200	12	6	125	0	0	12	10	0
3140	July 13	D. Clendenen	do	22	6	200	15	0	150	0	0	105	0	0
3141	Amos Reavely	do	south half	22	2	100	15	0	75	0	0	7	10	0
3142	Philip Hagerman	do	north half	16	3	100	17	9	88	15	0	8	17	6
3159 20	Arthur McElhone	do	south half	22	4	100	15	0	75	0	0	15	0	0
3253	August 14	Joseph Royle	do	east half	10	2	100	15	0	75	0	0	7	10	0
3259 15	Abraham Mills	do	south half	22	14	100	20	1	100	3	4	10	0	10
1838															
3633	Sept'r 5	Israel W. Powell	do	south half	3	6	100	5	0	25	0	0	25	0	0
3634	Jacob Langs, jun.	do	north half	3	6	100	5	0	25	0	0	25	0	0

Amount of Principal remaining unpaid, 30th June, 1911.

£	s.	d.
34	7	6
55	0	0
104	12	6
135	0	0
135	0	0
120	3	0
135	0	0
18	18	0
144	15	0
139	10	0
67	10	0
67	10	0
39	12	0
105	0	0
57	15	0
74	5	0
135	0	0
135	0	0
105	0	0
33	15	0
120	0	0
67	10	0
168	0	0
33	15	0
67	10	0
135	0	0
67	10	0
135	0	0
67	10	0
67	10	0
135	0	0
58	4	0
135	0	0
67	10	0
135	0	0
0	0	0
0	0	0
0	0	0
0	0	0
0	0	0
35	0	0
17	0	0
0	0	0
45	0	0
141	15	0
67	10	0
67	10	0
0	0	0
0	0	0
0	0	0
0	67	10
0	67	10
0	67	10
0	112	10
0	45	0
0	67	10
6	79	17
0	60	0
0	67	10
0	90	7
0	0	0
0	0	0

TALBOT DISTRICT—CONTINUED.

No. of Sale	Date of Sale	Name of the Purchaser	Township	Lot	Cun.	Acres	Price per Acre.	Total Amount of Sale			Amount of Principal Paid			Amount of Principal remaining unpaid, 30th June, 1841		
								£	s.	d.	£	s.	d.	£	s.	d.
1840	1830	4 Duncan Campbell..	Windham.....	2	5	200 8 0	80	0	0	80	0	0	0	0	0
195	March	3 Benjamin Mead ...	Woodhouse	east half	9	1	100 17 0	85	0	0	85	0	0	0	0	0
213	22 Jacob Potts, sen. ...	do	south half	2	5	100 20 0	100	0	0	100	0	0	0	0	0
214	David Marr, sen. ...	do	south half	9	Gore	100 20 0	100	0	0	100	0	0	0	0	0
215	David Marr, jun. ...	do	north half	9	Gore	100 20 0	100	0	0	100	0	0	0	0	0
261	June	11 James Graham.....	do	3	2	200 15 0	150	0	0	150	0	0	0	0	0
292	July	30 John Harris.....	do	1	Gore	190 20 0	190	0	0	190	0	0	0	0	0
1831	1831	15 Frederic Steinhoff..	do	3	4	200 17 6	175	0	0	175	0	0	0	0	0
438	Feb'y	14 George S. Salmon ..	do	2	Gore	180 17 6	157	10	0	157	10	0	0	0	0
502	March	9 Rev. F. Evans.....	do	S. W. ¼	2	3	50 15 0	37	10	0	37	10	0	0	0	0
1832	1832	12 Colin McNeillidge..	do	south half	12	2	100 12 6	62	10	0	62	10	0	0	0	0
614	Jan'y	Colin McNeillidge..	do	N. E. ¼	9	3	50 15 0	37	10	0	22	10	0	15	0	0
615	Alex. McQueen	do	north half	12	2	100 12 6	62	10	0	62	10	0	0	0	0
616	Rob't Waddell, jun. ...	do	S. ½ & N. W. ¼	19	3	150 15 0	112	10	0	112	10	0	0	0	0
617	Nathan Mann.....	do	16	3	200 12 6	125	0	0	100	0	0	25	0	0
719	March	31 Nathan Mann.....	do	16	3	200 12 6	125	0	0	100	0	0	25	0	0
1833	1833	9 James McCoy.....	do	west half	9	1	100 21 3	106	5	0	85	0	0	21	5	0
1017	Feb'y	28 Daniel McCall.....	do	north half	10	6	100 12 6	62	10	0	62	10	0	0	0	0
1041	Henry Harvey.....	do	16	1	260 15 0	193	0	0	39	0	0	156	0	0
1188	July	10 Henry Harvey.....	do	16	1	260 15 0	193	0	0	39	0	0	156	0	0
1834	1834	27 William McMaster ..	do	16	5	200 15 6	155	0	0	62	0	0	93	0	0
1696	August	Peter Johnson.....	do	9	5	200 31 0	310	0	0	62	0	0	248	0	0
1697	William Wilson.....	do	south half	10	6	100 21 3	106	5	0	10	12	6	95	12	6
1698	Peter Ryersece.....	do	west half	17	4	100 15 0	75	0	0	22	10	0	52	10	0
1739	Sept'r	George Kniffin, jun. ...	do	east half	17	4	100 15 0	75	0	0	15	0	0	60	0	0
1740	George Kniffin, jun. ...	do	east half	17	4	100 15 0	75	0	0	15	0	0	60	0	0
1835	1835	6 George Keul.....	do	part of	14	Gore	192 20 0	192	0	0	192	0	0	0	0	0
1934	March	15 Duncan Campbell..	do	south half	3	6	100 20 0	100	0	0	10	0	0	90	0	0
1836	1836	Peter Steinhoff.....	do	north half	3	6	100 20 0	100	0	0	100	0	0	0	0	0
2310	Jan'y	Colin McNeillidge..	do	22	6	200 15 0	150	0	0	15	0	0	135	0	0
2319	Feb'y	9 Abner Owen, jun. ...	do	17	2	200 10 0	100	0	0	60	0	0	40	0	0
3724	March	10 Nathaniel White...	do	S. E. ¼	2	3	50 18 9	46	17	6	4	13	9	42	3	9
3789	June	5 James Walker.....	do	S. ½ of N. ½	2	3	50 18 9	46	17	6	40	0	0	6	17	6
1840	1840	16 Henry Walker.....	do	north quar.	2	3	50 18 9	46	17	6	40	0	0	6	17	6
3837	August	do	2	3	50 18 9	46	17	6	40	0	0	6	17	6
4054	Oct'r	do	2	3	50 18 9	46	17	6	40	0	0	6	17	6

SUMMARY.

	Acres	Total Amount of Sale			Amount of Principal Paid			Amount of Principal remaining unpaid, 30th June, 1841.		
		£	s.	d.	£	s.	d.	£	s.	d.
1—Charlotteville	3660	2842	5	0	1825	6	0	1016	19	0
2—Houghton	200	150	0	0	30	0	0	120	0	0
3—Middleton	1088	766	0	0	264	2	0	501	18	0
4—Townsend	5920	4240	8	4	2444	8	4	1796	0	0
5—Walsingham	2357	1978	10	10	806	15	10	1171	15	0
6—Westminster	7742	6002	3	4	930	5	8	5071	17	8
7—Windham	3350	2359	3	4	1260	3	4	1099	0	0
8—Woodhouse	3922	3362	12	6	2275	6	3	1037	6	3
Total.....	28239	21701	3	4	9836	7	5	11864	15	11

WESTERN DISTRICT.

No. of Sale	Date of Sale	Name of the Purchaser.	Township	Lot	Con.	Acres	Price per Acre	Total amount of Sale.	Amount of Principal paid.	Amount of Principal remaining unpaid, 30th June, 1844.
						s. d.		£ s. d.	£ s. d.	£ s. d.
1835										
2090	August 18	P. P. Lacroix	Camden (West)	1		4 200	10 0	100 0 0	10 0 0	90 0 0
2097		John Bather	do	1		3 200	10 0	100 0 0	100 0 0	0 0 0
1836										
2619	Oct'r	4 Charles Maskell	do	{ N. W. half } { S. W. half } 5 } 6 }		4 200	10 0	100 0 0	10 0 0	90 0 0
2620		Michael Maskell	do	{ N. W. half } 4 }		4 100	10 0	50 0 0	5 0 0	45 0 0
2623		6 Amos Scott	do	{ N. W. half } 3 }		4 100	10 0	50 0 0	5 0 0	45 0 0
2703	Nov'r	4 William Patterson	do	2		3 200	10 0	100 0 0	10 0 0	90 0 0
2721		10 P. P. Lacroix	do	2		4 200	10 0	100 0 0	10 0 0	90 0 0
1833										
1328	Oct'r	11 Robert Blackburn	Chatham south half	12	4 100	15 0	75 0 0	60 0 0	15 0 0
1835										
2093	June 15	Peter Brown	do	8	4 200	10 0	100 0 0	60 0 0	40 0 0
2027		24 Peter French	do	9	4 200	10 0	100 0 0	60 0 0	40 0 0
2054	July 17	J. McCarrell, sen.	do north half	10	4 100	10 0	50 0 0	5 0 0	45 0 0
		J. McCarrell, jun.	do north half	12	4 100	10 0	50 0 0	10 0 0	40 0 0
2091	August 18	William McEwen	do south half	10	4 100	10 0	50 0 0	15 0 0	35 0 0
1836										
2421	July 1	Donald McCarrell	do south half	9	5 100	12 0	60 0 0	6 0 0	54 0 0
2422		L. McPherson	do south half	9	5 100	12 0	60 0 0	12 0 0	48 0 0
2442		13 Malcolm McCarrell	do south half	11	5 100	13 6	67 10 0	6 15 0	60 15 0
2443		Neil McNaughton	do south half	10	5 100	12 6	62 10 0	6 5 0	56 5 0
2444		John McKay	do north half	8	5 100	10 0	50 0 0	5 0 0	45 0 0
2445		John McVicar	do south half	11	4 200	17 6	175 0 0	17 10 0	157 10 0
2453		Hugh McVicar	do south half	12	5 100	12 6	62 10 0	6 5 0	56 5 0
2511	August 6	L. McPherson	do south half	8	5 100	10 0	50 0 0	5 0 0	45 0 0
2625	Oct'r	6 William Wallace	do north half	10	6 200	10 0	100 0 0	10 0 0	90 0 0
2627		Arthur Bowen	do north half	12	5 100	10 0	50 0 0	5 0 0	45 0 0
2685		28 P. McCarrell, sen.	do south half	8	6 100	10 0	50 0 0	5 0 0	45 0 0
2686		Duncan Campbell	do south half	9	6 100	10 0	50 0 0	5 0 0	45 0 0
2687		Duncan Ferguson	do east half	11	6 100	10 0	50 0 0	5 0 0	45 0 0
2688		28 James McGregor	do west half	11	6 100	10 0	50 0 0	5 0 0	45 0 0
2701	Nov'r	4 John McGregor	do south half	8	9 100	10 0	50 0 0	25 0 0	25 0 0
		Geo. S. Knobel	do north half	8	9 100	10 0	50 0 0	25 0 0	25 0 0
2702		Peter Langwell	do north half	8	6 100	10 0	50 0 0	5 0 0	45 0 0
1837										
3230	August 2	Duncan Ferguson	do south half	10	7 100	10 0	50 0 0	5 0 0	45 0 0
3231		H. B. Robertson	do east half	12	6 100	10 0	50 0 0	25 0 0	25 0 0
3232		Donald McAlpin	do west half	12	6 100	10 0	50 0 0	5 0 0	45 0 0
3301		31 Gilbert Purdy	do north half	12	7 100	12 6	62 10 0	6 5 0	56 5 0
3423	Oct'r	30 John Shaw	do north half	11	9 200	10 0	100 0 0	10 0 0	90 0 0
3424		William Shaw	do south half	12	9 100	10 0	50 0 0	5 0 0	45 0 0
3428	Nov'r	4 John Campbell	do south half	9	8 100	10 0	50 0 0	5 0 0	45 0 0
3429		Thomas Campbell	do south half	8	8 100	10 0	50 0 0	5 0 0	45 0 0
3430		John Urchard	do north half	9	7 100	10 0	50 0 0	5 0 0	45 0 0
3482	Dec'r	20 Neil McNaughton	do south half	8	7 100	11 6	37 10 0	5 15 0	51 15 0
3487		Hugh McTavish	do south half	11	7 100	10 0	50 0 0	5 0 0	45 0 0
1838										
3620	August 7	John Jenner	do south half	12	8 100	10 0	50 0 0	5 0 0	45 0 0
3516	Feb'y	5 George W. Wright	Colchester south half	7	5 100	10 0	50 0 0	15 0 0	35 0 0
1831										
425	Feb'y	10 John Knapp	Dawn	12	14 200	8 0	80 0 0	80 0 0	0 0 0
1832										
675	Feb'y	18 William Johnson	do	8	13 200	9 0	90 0 0	90 0 0	0 0 0
1833										
981	Jan'y	15 Nathan Blakesley	do	6	6 200	10 0	100 0 0	80 0 0	20 0 0
1834										
1782	Oct'r	4 William Tiffin	do west half } east half }	6 } 6 }	10 {	100 12 6 } 100 12 6 }	62 10 0 } 62 10 0 }	12 10 0 } 12 10 0 }	50 0 0 } 50 0 0 }
1969	April 14	Michael Page	do	2	7 200	10 0	100 0 0	100 0 0	0 0 0
2093	August 18	Stephen Brookes	do	2	1 200	10 0	100 0 0	10 0 0	90 0 0
1836										
2439	July 13	Matthew Sixsmith	do	8	7 200	10 0	100 0 0	10 0 0	90 0 0
2523	August 9	John Bolton	do	6	8 200	10 0	100 0 0	10 0 0	90 0 0
2554	Sept'r	12 Isham West	do east half	6	4 100	10 0	50 0 0	10 0 0	40 0 0
2722	Nov'r	10 Robert Mosgrove	do west half	6	4 100	10 0	50 0 0	5 0 0	45 0 0
2723		Robert Mosgrove	do east half	12	10 100	10 0	50 0 0	5 0 0	45 0 0
2724		Joseph Hicks	do west half	12	10 100	10 0	50 0 0	5 0 0	45 0 0
2728		12 Cornelius Phelps	do west half	2	9 100	10 0	50 0 0	5 0 0	45 0 0
2736		14 George Laupman	do west half } east half }	5 } 5 }	11 {	100 10 0 } 100 10 0 }	50 0 0 } 50 0 0 }	5 0 0 } 5 0 0 }	45 0 0 } 45 0 0 }
2737		William Lloyd	do east half	2	9 100	10 0	50 0 0	20 0 0	30 0 0
2760		28 Walter Eberts	do	5	3 200	10 0	100 0 0	10 0 0	90 0 0

Amount of Prin
cipal remaining
August, 1895
June, 1896.

d.	£	s.	d.
0	90	0	0
0	0	0	0
0	90	0	0
0	45	0	0
0	45	0	0
0	90	0	0
0	90	0	0
0	15	0	0
0	40	0	0
0	40	0	0
0	45	0	0
0	40	0	0
0	35	0	0
0	54	0	0
0	48	0	0
0	60	13	0
0	56	5	0
0	45	0	0
0	157	10	0
0	56	5	0
0	45	0	0
0	90	0	0
0	45	0	0
0	45	0	0
0	45	0	0
0	45	0	0
0	25	0	0
0	25	0	0
0	45	0	0
0	45	0	0
0	25	0	0
0	45	0	0
0	56	5	0
0	90	0	0
0	45	0	0
0	45	0	0
0	45	0	0
0	45	0	0
0	51	15	0
0	45	0	0
0	45	0	0
0	35	0	0
0	0	0	0
0	0	0	0
0	20	0	0
0	50	0	0
0	50	0	0
0	0	0	0
0	90	0	0
0	90	0	0
0	90	0	0
0	40	0	0
0	45	0	0
0	45	0	0
0	45	0	0
0	45	0	0
0	45	0	0
0	45	0	0
0	30	0	0
0	90	0	0

WESTERN DISTRICT—CONTINUED.

No. of Sale	Date of Sale	Name of the Purchaser	Township	Lot	Con.	Acres	Price per Acre	Total amount of Sale		Amount of Principal paid		Amount of Principal remaining unpaid, 30th June, 1911	
								£	s. d.	£	s. d.	£	s. d.
1837													
3351	Sept'9	23 Daniel Beare	Dawn	east half	15	11	100 10 0	50 0 0	5 0 0	45 0 0			
3452		John C. Meyer	do	east half	2	5	100 10 0	50 0 0	5 0 0	45 0 0			
1838													
5510	Feb'y	5 Nicholson Furey	do		12	8	200 10 0	100 0 0	10 0 0	90 0 0			
3513		Andrew Mahoney	do		8	5	200 10 0	100 0 0	10 0 0	90 0 0			
1835													
2013	June	17 Alexander Emery	Dover	N. E. half	6	9	100 10 0	50 0 0	10 0 0	40 0 0			
2019		18 Paul Henman	do	S. W. 1/4	8	10	50 10 0	25 0 0	7 10 0	17 10 0			
2020		Thomas Ebers	do	S. W. 1/4	6	9	50 10 0	25 0 0	2 10 0	22 10 0			
2021		Oliver Ebers	do	S. W. 1/4	8	9	50 10 0	25 0 0	7 10 0	17 10 0			
2053	July	16 Luke Emery, jun.	do	N. E. 1/4	8	9	50 10 0	25 0 0	7 10 0	17 10 0			
2092	August	18 St. Luke Emery	do	N. W. 1/4	8	8	50 10 0	25 0 0	25 0 0	0 0 0			
1836													
2543	August	31 St. L. Emery, sen.	do	N. E. 1/4	7	8	50 10 0	25 0 0	5 0 0	20 0 0			
2544		St. L. Emery, jun.	do	S. W. 1/4	7	9	50 10 0	25 0 0	5 0 0	20 0 0			
1837													
3218	July	29 Isaac Tarcott	do	N. E. 1/4	8	7	50 10 0	25 0 0	2 10 0	22 10 0			
3431	Nov'r	4 Pierre Tonlouse	do	N. W. 1/4	11	8	50 11 0	27 10 0	2 15 0	24 15 0			
3432		Leon Pelrier	do	N. W. 1/4	10	8	50 11 0	27 10 0	2 15 0	24 15 0			
3433		Charles Pelrier	do	N. E. 1/4	10	8	50 11 0	27 10 0	2 10 0	22 10 0			
3484	Dec'r	20 St. Luke Emery	do	S. W. 1/4	10	9	50 10 0	25 0 0	2 10 0	22 10 0			
1836													
2414	June	25 Samuel Gardiner	Gosfield		10	6	140 10 0	70 0 0	7 0 0	63 0 0			
2447	July	13 James Dougall	do	S.W. halves of 266, 267, 270 and 272	10	5	200 10 0	100 0 0	50 0 0	200 0 0			
2477		30 James King	do		10	5	200 10 0	100 0 0	10 0 0	90 0 0			
2478		Joseph Turner	do	8 and 9	10	5	400 10 0	200 0 0	20 0 0	180 0 0			
1837													
3246	August	11 Mark Lowry	do		11	4	200 10 0	100 0 0	10 0 0	90 0 0			
3247		George Jacob	do		12	4	192 10 0	96 0 0	9 12 0	86 8 0			
3248		James King	do		11	5	200 10 0	100 0 0	10 0 0	90 0 0			
3249		Mingo Jacobs	do	west half	9	4	100 10 0	50 0 0	5 0 0	45 0 0			
3250		Jane Jacobs	do		10	4	200 10 0	100 0 0	100 0 0	0 0 0			
3251		John Chapman	do	east half	9	4	100 10 0	50 0 0	5 0 0	45 0 0			
1838													
3511	Feb'y	5 George Jacobs	do	east half	8	4	100 10 0	50 0 0	5 0 0	45 0 0			
3573	May	28 Abraham Wilson	do	west half	8	4	100 10 0	50 0 0	5 0 0	45 0 0			
1832													
727	April	10 D. S. Baldwin	Harwich	S. E. halves of 17 and 18	6	6	200 10 0	100 0 0	100 0 0	0 0 0			
1833													
1091	April	1 George Vrooman	do		15	6	200 12 0	125 0 0	25 0 0	100 0 0			
1262	Sept'r	7 Abraham Holmes	do	S. E. half	18	7	100 15 0	75 0 0	7 10 0	67 10 0			
1322	Oct'r	10 George Long	do	S. E. half	15	7	100 15 0	75 0 0	7 10 0	67 10 0			
1323		Thomas Mood	do		16	7	200 15 0	150 0 0	75 0 0	75 0 0			
1324		John Lumley	do		17	7	200 15 0	150 0 0	45 0 0	105 0 0			
1834													
1419	Jan'y	3 John Robinson	do	west part	16	6	150 15 0	112 10 0	67 10 0	45 0 0			
1585	April	12 George Vrooman	do	east part	16	6	50 15 0	37 10 0	3 15 0	33 15 0			
1835													
2011	June	17 Andrew Oliver	do	south half	14	13	100 10 0	50 0 0	20 0 0	30 0 0			
2012		Mazel White	do	south half	18	13	100 10 0	50 0 0	30 0 0	10 0 0			
2014		John Thatcher	do	south half	17	13	100 10 0	50 0 0	5 0 0	45 0 0			
2015		William Smith	do	south half	15	13	100 10 0	50 0 0	10 0 0	40 0 0			
2016		James Reid & Co.	do	north half	18	13	100 10 0	50 0 0	10 0 0	40 0 0			
2096	August	18 Edmund Thatcher	do	north half	17	12	100 15 0	75 0 0	15 0 0	60 0 0			
2185	Sept'r	21 Charles McLaren	do	north half	16	13	100 10 0	50 0 0	5 0 0	45 0 0			
2187		George Meikle	do	north half	17	13	100 12 0	60 0 0	6 0 0	54 0 0			
2187		Alexander Laird	do	north half	14	7	200 10 0	100 0 0	20 0 0	80 0 0			
2259	Nov'r	10 David Parker	do	north half	16	11	100 10 0	50 0 0	10 0 0	40 0 0			
1836													
2407	June	21 William Curtis	do		15	12	200 17 0	170 0 0	68 0 0	102 0 0			
2448	July	13 Samuel Donlop	do	north half	17	10 1/2	200 10 0	100 0 0	50 0 0	50 0 0			
2449		Morriddon Bennett	do	south half	17	11 1/2	100 11 6	57 10 0	5 15 0	51 15 0			
2450		John Brown	do	north half	15	13	100 11 6	57 10 0	20 0 0	80 0 0			
2451		Henry Brown	do	north half	16	10	200 10 0	100 0 0	50 0 0	0 0 0			
2549	Sept'r	1 Prindle Hubbard	do	N. W. half	18	7	100 10 0	50 0 0	10 0 0	40 0 0			
2588		James B. Perrin	do	south half	16	13	100 10 0	50 0 0	5 0 0	45 0 0			
2612	Oct'r	3 David Galarue	do	south half	16	12	100 10 0	50 0 0	15 0 0	35 0 0			
2645		John McCoig	do	north half	16	12	100 10 0	50 0 0	12 10 0	50 0 0			
2653		Hugh Cameron	do	north half	15	10	100 12 6	62 10 0	5 0 0	45 0 0			
2661		D. McNaughton	do	south half	14	11	100 10 0	50 0 0	5 5 0	47 5 0			
			do	north half	17	11	100 10 6	52 10 0					

Amount of Prin-
cipal remaining
 unpaid, 30th
 June, 1911

£	s.	d.
45	0	0
45	0	0
90	0	0
90	0	0
40	0	0
17	10	0
22	10	0
17	10	0
17	10	0
0	0	0
20	0	0
20	0	0
22	10	0
22	10	0
24	15	0
24	15	0
22	10	0
63	0	0
200	0	0
90	0	0
180	0	0
90	0	0
86	8	0
90	0	0
45	0	0
0	0	0
45	0	0
45	0	0
45	0	0
45	0	0
0	0	0
100	0	0
67	10	0
67	10	0
75	0	0
105	0	0
45	0	0
33	15	0
30	0	0
10	0	0
45	0	0
40	0	0
40	0	0
60	0	0
45	0	0
54	0	0
80	0	0
40	0	0
102	0	0
30	0	0
51	15	0
80	0	0
0	0	0
40	0	0
45	0	0
35	0	0
50	0	0
45	0	0
47	3	0

WESTERN DISTRICT—CONTINUED.

No. of Sale	Date of Sale	Name of the Purchaser	Township	Lot	Con.	Acres	Price per Acre	Total Amount of Sale.	Amount of Principal paid	Amount of Principal remaining unpaid, 30th June, 1911
							£ s. d.	£ s. d.	£ s. d.	£ s. d.
1836										
2662	Oct'r 1837	18 David Parker	Harwich south half	16	11	100 10 0	50 0 0	5 0 0	45 0 0
2850	Feb'y	4 Marvel White	do north half	18	12	100 18 0	90 0 0	9 0 0	81 0 0
3162	July	21 James Curtis	do south half	18	10	100 10 0	50 0 0	5 0 0	45 0 0
3163	Arthur Curtis	do	13	10	200 10 0	100 0 0	10 0 0	90 0 0
3196	28 Michael Nohm	do north half	14	10	100 11 0	55 0 0	5 10 0	49 10 0
3221	29 William Sampson	do north half	18	11	100 12 6	62 10 0	6 5 0	56 5 0
3222	Patrick Finn	do south half	18	16	100 12 0	60 0 0	6 0 0	54 0 0
3223	William Smith	do north half	15	11	100 10 0	50 0 0	5 0 0	45 0 0
3224	Edward Rardon	do north half	13	11	100 10 0	50 0 0	5 0 0	45 0 0
3225	Thomas Kelly	do north half	18	10	100 10 0	50 0 0	5 0 0	45 0 0
3291	August	25 William Smith	do south half	13	11	100 15 0	75 0 0	7 10 0	67 10 0
3294	John Edley	do south half	15	11	100 10 0	50 0 0	5 0 0	45 0 0
3485	Dec'r 1838	26 Michael Fobson	do south half	18	12	100 10 0	50 0 0	5 0 0	45 0 0
3514	Feb'y 1836	5 Ah! Gallinean	do south half	17	2	100 13 6	67 10 0	6 15 0	60 15 0
2439	July	13 Michael Durkan	Howard south half	5	7	100 10 0	50 0 0	5 0 0	45 0 0
2452	Thomas Rushton	do S. E. half	5	10	100 10 0	50 0 0	5 0 0	45 0 0
2548	Sept'r	1 Patrick Moore	do north half	5	8	100 10 0	50 0 0	10 0 0	40 0 0
2560	12 Richard Brown	do north half	6	8	100 10 0	50 0 0	10 0 0	40 0 0
2598	28 Daniel Morgan	do N. E. half 17, on the road between Howard and Harwich	100 10 0	50 0 0	5 0 0	45 0 0
2718	Nov'r	10 Henry Gorman	do south half	7	3	100 10 0	50 0 0	5 0 0	45 0 0
2719	John Bower	do north half	9	3	100 10 0	50 0 0	5 0 0	45 0 0
2720	Robert Hawks	do north half	7	3	100 10 0	50 0 0	5 0 0	45 0 0
1837										
3212	July	28 George Duck	do N. E. half 3, on the road between Howard and Harwich	100 12 6	62 10 0	6 5 0	56 5 0
3213	Neil Campbell	do south half	6	7	100 10 0	50 0 0	5 0 0	45 0 0
3228	29 Mealla Maynard	do N. E. half 11, on the road between Howard and Harwich	100 10 0	50 0 0	5 0 0	45 0 0
3302	August	31 William Spruce	do north half	7	8	100 10 0	50 0 0	5 0 0	45 0 0
3456	Nov'r	6 Allan McLean	do north half	7	7	100 10 0	50 0 0	5 0 0	45 0 0
3437	Malcolm McKillop	do north half	9	7	100 10 0	50 0 0	5 0 0	45 0 0
3438	Asa Walcott	do north half	5	6	100 10 0	50 0 0	5 0 0	45 0 0
3472	28 Asa Walcott	do south half	9	7	100 10 0	50 0 0	5 0 0	45 0 0
1839										
997	Jan'y 1834	30 Jacob Shaffer	Maldstone E. ½ 1, E. side riv. Au Peche	100 12 6	62 10 0	50 0 0	12 10 0
1735	Sept'r 1836	13 Daniel P. Mitchell	do 13 N. M. R.	4	200	10 0	100 0 0	10 0 0	90 0 0
2415	June	25 Samuel Gardiner	do E. ½ 17 do	8	100	11 0	55 0 0	11 0 0	44 0 0
2416	Samuel Gardiner	do E. ½ 11 do	8	100	11 3	56 5 0	11 5 0	45 0 0
2464	July	25 John H. Stead	do 19 do	7	139	12 6	93 2 6	9 6 3	83 16 3
2502	August	6 James Druggall	do N. ½ 2 do	100	13 3	66 5 0	13 5 0	53 0 0	
2504	James Druggall	do 19 do	4	139	10 6	78 4 6	13 12 10½	62 11 7½
2513	Joseph Clark	do S.W. half 287 S. W. T. R.	100 10 0	50 0 0	5 0 0	45 0 0
2569	Sept'r 1837	12 William G. Taylor	do west half 17 N. M. R.	8	100	10 6	52 10 0	15 15 0	36 15 0
2812	Jan'y	14 Samuel Gardiner	do S. ½ 13 S.M.R.	100 10 0	50 0 0	5 0 0	45 0 0
3243	August	11 John Harkness	do N. E. half 289 N. E. T. R.	100 10 0	50 0 0	5 0 0	45 0 0
3245	John Ewart	do N. E. ½ 287 do	100 10 0	50 0 0	10 0 0	40 0 0
3263	19 George Bailey	do E. ½ 13 N.M.R.	5	100	10 0	50 0 0	10 0 0	40 0 0
3264	Robert Bailey	do W. ½ 15 do	5	100	10 0	50 0 0	5 0 0	45 0 0
3266	Michael Stapleton	do west half 19	9	75	10 0	37 10 0	3 15 0	33 15 0
3267	Patrick Stapleton	do east half 19	9	75	10 0	37 10 0	3 15 0	33 15 0
3317	Sept'r	9 Charles Askin	do 11	10	24	10 0	12 0 0	12 0 0	0 0 0
3326	19 David Mills	do S.W. half 289 S. W. T. R.	100 10 0	50 0 0	5 0 0	45 0 0
3435	Nov'r	4 Mark Hergidon	do N. ½ 13 N.M.R.	100 10 0	50 0 0	5 0 0	45 0 0
1465	1832	21 Samuel Bonn	do 13	7	200	10 0	100 0 0	10 0 0	90 0 0
599	Jan'y	4 Louis Buissy	Malden north half	73	6	100 12 6	62 10 0	62 10 0	0 0 0
600	Etienne Maloche	do east half	93	8	100 12 6	62 10 0	37 10 0	25 0 0
601	J. B. Robideaux	do south half	73	6	100 12 6	62 10 0	62 10 0	0 0 0
602	Joseph Bondy	do west half	93	8	100 12 6	62 10 0	62 10 0	0 0 0
641	26 Alexis T. Le May	do west half	74	6	100 12 6	62 10 0	62 10 0	0 0 0
642	Gabriel Pouget	do east half	74	6	100 12 6	62 10 0	62 10 0	0 0 0
767	July	12 Peter Meliche	do east half	75	6	100 12 6	62 10 0	31 5 0	31 5 0
768	J. B. Brisbois	do west half	75	6	100 12 6	62 10 0	62 10 0	0 0 0

Amount of Prin-
cipal remaining
 unpaid, 30th
 June, 1911

£	s.	d.
45	0	0
81	0	0
45	0	0
90	0	0
49	10	0
56	5	0
54	0	0
45	0	0
45	0	0
45	0	0
67	10	0
45	0	0
45	0	0
60	15	0
45	0	0
45	0	0
40	0	0
40	0	0
45	0	0
45	0	0
45	0	0
45	0	0
56	5	0
45	0	0
45	0	0
45	0	0
45	0	0
45	0	0
45	0	0
12	10	0
90	0	0
44	0	0
45	0	0
83	16	3
53	0	0
62	11	7½
45	0	0
36	15	0
45	0	0
45	0	0
40	0	0
40	0	0
45	0	0
33	15	0
33	15	0
0	0	0
45	0	0
45	0	0
90	0	0
0	0	0
25	0	0
0	0	0
0	0	0
0	0	0
0	0	0
31	5	0
0	0	0

WESTERN DISTRICT—CONTINUED.

No. of Sale	Date of Sale	Name of the Purchaser	Township	Lot	Co.	Acres	Price per Acre	Total amount of Sale.			Amount of Principal paid			Amount of Principal remaining unpaid, 30th June, 1841		
								£	s.	d.	£	s.	d.	£	s.	d.
1832							s. d.	£	s.	d.	£	s.	d.	£	s.	d.
769	July	12 Bryson Asberry	Malden	west half	78	7	100 12 6	62 10 0	62 10 0	0 0 0	0 0 0	0 0 0	0 0 0	0 0 0	0 0 0	0 0 0
770		Amos Asberry	do	east half	78	7	100 12 6	62 10 0	62 10 0	37 10 0	25 0 0	25 0 0	0 0 0	0 0 0	0 0 0	0 0 0
771		Joseph Pouget, jun.	do	west half	92	8	100 12 6	62 10 0	62 10 0	31 5 0	31 5 0	0 0 0	0 0 0	0 0 0	0 0 0	0 0 0
1834																
1702	August	27 James Wheeler	do		79	7	200 10 0	100 0 0	100 0 0	100 0 0	0 0 0	0 0 0	0 0 0	0 0 0	0 0 0	0 0 0
1730	Sept'r	10 Patrick Phelan	do		77	7	187 10 0	93 10 0	9 7 0	84 3 0	84 3 0	0 0 0	0 0 0	0 0 0	0 0 0	0 0 0
1836																
2484	August	4 Tivis Graves	do		81	7	200 10 0	100 0 0	10 0 0	90 0 0	90 0 0	0 0 0	0 0 0	0 0 0	0 0 0	0 0 0
1837																
3320	Sept'r	9 Alexander Duff	do		91	8	200 10 0	100 0 0	10 0 0	90 0 0	90 0 0	0 0 0	0 0 0	0 0 0	0 0 0	0 0 0
1836																
2553	Sept'r	7 Samuel Gardiner	Morsea		7	5	200 10 0	100 0 0	20 0 0	80 0 0	80 0 0	0 0 0	0 0 0	0 0 0	0 0 0	0 0 0
1837																
3353	Sept'r	23 Georgo Dresser	do	south half	10	5	100 10 0	50 0 0	5 0 0	45 0 0	45 0 0	0 0 0	0 0 0	0 0 0	0 0 0	0 0 0
1833																
1269	Sept'r	10 Arthur Bowen	Moore	60 on the river												
				St. C'air			99 16 0	79 4 0	7 18 5	71 5 7	71 5 7	0 0 0	0 0 0	0 0 0	0 0 0	0 0 0
1290		17 William Kewley	do		11		100 20 0	100 0 0	10 0 0	90 0 0	90 0 0	0 0 0	0 0 0	0 0 0	0 0 0	0 0 0
1308		28 Patrick Tobin	do		46		100 17 0	85 0 0	85 0 0	0 0 0	0 0 0	0 0 0	0 0 0	0 0 0	0 0 0	0 0 0
1309		Charles McGlashan	do		53		100 17 0	85 0 0	17 0 0	68 0 0	68 0 0	0 0 0	0 0 0	0 0 0	0 0 0	0 0 0
1325	Oct'r	10 Maria Donnelly	do		18		100 24 0	120 0 0	48 0 0	72 0 0	72 0 0	0 0 0	0 0 0	0 0 0	0 0 0	0 0 0
1329		11 Lawrence Lawrason	do		25		100 20 0	100 0 0	100 0 0	0 0 0	0 0 0	0 0 0	0 0 0	0 0 0	0 0 0	0 0 0
1835																
2023	June	19 Emeric E. Vidal	do		20	8	200 10 0	100 0 0	100 0 0	0 0 0	0 0 0	0 0 0	0 0 0	0 0 0	0 0 0	0 0 0
1837																
3219	July	29 John McKenzie	do	west half	8	5	100 10 0	50 0 0	5 0 0	45 0 0	45 0 0	0 0 0	0 0 0	0 0 0	0 0 0	0 0 0
3320		John Cotts	do	east half	8	5	100 10 0	50 0 0	5 0 0	45 0 0	45 0 0	0 0 0	0 0 0	0 0 0	0 0 0	0 0 0
3398	Oct'r	23 Rev. G. McClatchley	do		15	9	200 10 0	100 0 0	30 0 0	70 0 0	70 0 0	0 0 0	0 0 0	0 0 0	0 0 0	0 0 0
1838																
3512	Feb'y	5 Robert Brown	do	west half	27	6	100 10 0	50 0 0	5 0 0	45 0 0	45 0 0	0 0 0	0 0 0	0 0 0	0 0 0	0 0 0
2528	March	6 Charles McGlashan	do	east half	2	7	100 10 0	50 0 0	5 0 0	45 0 0	45 0 0	0 0 0	0 0 0	0 0 0	0 0 0	0 0 0
3530		John Farquharson	do	west half	2	7	100 10 0	50 0 0	5 0 0	45 0 0	45 0 0	0 0 0	0 0 0	0 0 0	0 0 0	0 0 0
1833																
1320	Oct'r	10 Mary Gosnell	Orford	north part	17	N. M. R.	93 15 0	69 15 0	62 15 6	6 19 6	6 19 6	0 0 0	0 0 0	0 0 0	0 0 0	0 0 0
1834																
1445	Jan'y	20 Joseph Gosnell	do		1	6	135 12 6	84 7 6	59 1 3	25 6 3	25 6 3	0 0 0	0 0 0	0 0 0	0 0 0	0 0 0
1446		George Gosnell	do		2	6	135 12 6	84 7 6	67 10 0	16 17 6	16 17 6	0 0 0	0 0 0	0 0 0	0 0 0	0 0 0
1447		Mary Gosnell	do		2	5	43 12 6	26 17 6	21 10 0	5 7 6	5 7 6	0 0 0	0 0 0	0 0 0	0 0 0	0 0 0
1836																
2408	June	21 Mary Gosnell	do	north part	18	N. M. R.	14 10 0	7 0 0	0 14 0	6 6 0	6 6 0	0 0 0	0 0 0	0 0 0	0 0 0	0 0 0
2446	July	13 John Gosnell	do		3	6	135 10 0	67 10 0	33 15 0	33 15 0	33 15 0	0 0 0	0 0 0	0 0 0	0 0 0	0 0 0
2561	Sept'r	12 Amos Simpkins	do		3	5	106 10 0	58 0 0	5 6 0	47 14 0	47 14 0	0 0 0	0 0 0	0 0 0	0 0 0	0 0 0
2744	Nov'r	19 Thomas Tape	do		4	6	135 10 0	67 10 0	6 15 0	60 15 0	60 15 0	0 0 0	0 0 0	0 0 0	0 0 0	0 0 0
1837																
2933	Feb'y	21 Joseph Gosnell, sen.	do	north half	16	N. M. R.	100 10 0	50 0 0	5 0 0	45 0 0	45 0 0	0 0 0	0 0 0	0 0 0	0 0 0	0 0 0
3355	Sept'r	23 Michael Baker	do	5 and 6	6		270 10 0	135 0 0	13 10 0	121 10 0	121 10 0	0 0 0	0 0 0	0 0 0	0 0 0	0 0 0
3481	Dec'r	20 Robert Grant	do	south half	1	2	100 10 0	50 0 0	5 0 0	45 0 0	45 0 0	0 0 0	0 0 0	0 0 0	0 0 0	0 0 0
1838																
3584	June	13 William Barker	do	south half	2	2	100 10 0	50 0 0	5 0 0	45 0 0	45 0 0	0 0 0	0 0 0	0 0 0	0 0 0	0 0 0
1839																
3811	July	4 Charles Driver	do	north half	2	2	100 10 0	50 0 0	5 0 0	45 0 0	45 0 0	0 0 0	0 0 0	0 0 0	0 0 0	0 0 0
3844	August	28 William Monday	do		5	2	141 10 0	70 10 0	7 1 0	63 9 0	63 9 0	0 0 0	0 0 0	0 0 0	0 0 0	0 0 0
3852	Sept'r	14 William Gill	do	south half	3	2	100 10 0	50 0 0	5 0 0	45 0 0	45 0 0	0 0 0	0 0 0	0 0 0	0 0 0	0 0 0
1833																
1230	August	5 Alfred Toulmion	Plympton		11	Front	100 10 0	50 0 0	10 0 0	40 0 0	40 0 0	0 0 0	0 0 0	0 0 0	0 0 0	0 0 0
1305	Sept'r	24 John Thomas	do		4	Front	100 10 0	50 0 0	15 0 0	35 0 0	35 0 0	0 0 0	0 0 0	0 0 0	0 0 0	0 0 0
1834																
1707	August	30 Penrose Watson	do		12	10	200 10 0	100 0 0	10 0 0	90 0 0	90 0 0	0 0 0	0 0 0	0 0 0	0 0 0	0 0 0
1745	Sept'r	19 Chris. Blonden	do		46	Front	100 10 0	50 0 0	5 0 0	45 0 0	45 0 0	0 0 0	0 0 0	0 0 0	0 0 0	0 0 0
1835																
2017	June	17 Thomas Hay	do	south half	6	8	100 10 0	50 0 0	5 0 0	45 0 0	45 0 0	0 0 0	0 0 0	0 0 0	0 0 0	0 0 0
2024		20 William Maxwell	do		2	7	200 10 0	100 0 0	10 0 0	90 0 0	90 0 0	0 0 0	0 0 0	0 0 0	0 0 0	0 0 0
2029		25 George Hyde	do		18	Front	100 12 0	60 0 0	6 0 0	54 0 0	54 0 0	0 0 0	0 0 0	0 0 0	0 0 0	0 0 0
2030		27 Thomas Symington	do		15	9	200 10 0	100 0 0	60 0 0	40 0 0	40 0 0	0 0 0	0 0 0	0 0 0	0 0 0	0 0 0
2031		Rev. Q. D. Hume	do		32	Front	100 10 0	50 0 0	5 0 0	45 0 0	45 0 0	0 0 0	0 0 0	0 0 0	0 0 0	0 0 0
2032		Rev. W. Scott	do		15	13	200 10 0	100 0 0	100 0 0	0 0 0	0 0 0	0 0 0	0 0 0	0 0 0	0 0 0	0 0 0
1836																
2663	Oct'r	18 Robert Watson	do		39	Front	120 10 0	60 0 0	6 0 0	54 0 0	54 0 0	0 0 0	0 0 0	0 0 0	0 0 0	0 0 0
2700	Nov'r	4 Thomas Climie	do	east half	6	2	100 10 0	50 0 0	25 0 0	25 0 0	25 0 0	0 0 0	0 0 0	0 0 0	0 0 0	0 0 0
1837																
3363	Sept'r	28 James Hopgood and Joseph Harvey	do		25	9	200 10 0	100 0 0	10 0 0	90 0 0	90 0 0	0 0 0	0 0 0	0 0 0	0 0 0	0 0 0
3486	Dec'r	20 Richard Mayes	do	west half	20	10	100 10 0	50 0 0	5 0 0	45 0 0	45 0 0	0 0 0	0 0 0	0 0 0	0 0 0	0 0 0

Amount of Principal remaining unpaid, 30th June, 1841

£	s.	d.
0	0	0
25	0	0
31	5	0
0	0	0
84	3	0
90	0	0
90	0	0
80	0	0
45	0	0
71	5	7
90	0	0
0	0	0
68	0	0
72	0	0
0	0	0
0	0	0
45	0	0
45	0	0
70	0	0
45	0	0
45	0	0
45	0	0
6	19	6
25	6	3
16	17	6
5	7	6
6	6	0
33	15	0
47	14	0
60	15	0
45	0	0
121	10	0
45	0	0
45	0	0
45	0	0
45	0	0
63	9	0
45	0	0
40	0	0
35	0	0
90	0	0
45	0	0
45	0	0
90	0	0
54	0	0
40	0	0
45	0	0
0	0	0
54	0	0
25	0	0
90	0	0
45	0	0

WESTERN DISTRICT—CONTINUED.

No. of Sale	Date of Sale	Name of the Purchaser.	Township	Lot.	Con.	Acres	Price per Acre		Total Amount of Sale		Amount of Principal paid		Amount of Principle remaining unpaid 29th June, 1911.							
							s.	d.	£	s.	d.	£	s.	d.	£	s.	d.			
3483	1837 Dec'r	Hiram W. McNeil	Raleigh	south half	7	12	100	0	0	50	0	0	5	0	0	45	0	0		
3519	1838 Feb'y	P. P. Lacroix	do		7	A	100	0	0	50	0	0	5	0	0	45	0	0		
1235	1833 August	Veronique Caron, widow of the late James Charon	Rochester	E. part of bro. lot A, west of river Ruscom			25	10	0	12	10	0	12	10	0	0	0	0		
2725	1836 Nov'r	John Devery	do	E. 1/8 N.M.R.		2	100	0	0	50	0	0	5	0	0	45	0	0		
2726	do	John Byarus	do	W. 1/2 18 do		2	100	0	0	50	0	0	5	0	0	45	0	0		
3405	1837 Oct'r	James Strong	do	W. 1/2 12 do		2	100	0	0	50	0	0	5	0	0	45	0	0		
2411	1836 June	Thomas Renwick	Romney		10	4	90	10	0	45	0	0	22	10	0	22	10	0		
2512	1836 August	G.P. Heiberington	do	south half	16	3	100	10	0	50	0	0	20	0	0	30	0	0		
2704	1836 Nov'r	William Lee	do		12	3	200	10	0	100	0	0	10	0	0	90	0	0		
1703	1834 August	Matthew Moynihan	Sandwich	N. E. 1/2 296			100	10	0	50	0	0	20	0	0	30	0	0		
				N.E.T.R.W.			100	10	0	50	0	0	5	0	0	45	0	0		
1727	1835 Sep.	Patrick Phelan	do	N.E. 1/2 303 do		6	151	10	0	75	10	0	7	11	0	67	19	0		
1728							12	8	200	10	0	100	0	0	10	0	0	90	0	0
1729								12	8	200	10	0	100	0	0	10	0	0	90	0
1956	1835 March	Denis O'Bryan	do	N. E. 1/2 304			100	12	0	60	0	0	12	0	0	48	0	0		
				N.E.T.R.W.			100	10	0	50	0	0	10	0	0	40	0	0		
2037	1835 July	Edward Lyons	do	west half	13	6	100	10	0	50	0	0	10	0	0	40	0	0		
2038	do	Michael McCarthy	do	N. E. 1/2 301			100	10	0	50	0	0	10	0	0	40	0	0		
2039	do	John Halford	do	N.E. 1/2 297 do			100	10	0	50	0	0	10	0	0	35	0	0		
2094	1835 August	Lawrence Kilroy	do	west half	14	6	100	10	0	50	0	0	10	0	0	40	0	0		
2095	do	Michael Tooney	do	N. E. 1/2 295			100	10	0	50	0	0	15	0	0	35	0	0		
2294	1835 Dec'r	Richard McCarthy	do	N. E. T. R.			100	10	0	50	0	0	5	0	0	45	0	0		
2302	do	James Carty	do	N.E. 1/2 299 do			100	10	0	50	0	0	5	0	0	45	0	0		
				east half	13	6	100	10	0	50	0	0	5	0	0	45	0	0		
2372	1836 May	George Scott	do		15	6	200	10	0	100	0	0	10	0	0	90	0	0		
2405	1836 June	Charles Askin	do		16	6	65	10	0	32	10	0	16	5	0	16	5	0		
2420	1836 July	J. Cammiford	do		13	7	200	10	0	100	0	0	10	0	0	90	0	0		
2462	1836	John H. Stead	do		11	9	200	13	6	135	0	0	13	10	0	121	10	0		
2463							12	9	200	15	0	150	0	0	15	0	0	135	0	0
2465							14	7	200	20	0	200	0	0	20	0	0	180	0	0
2466							11	7	71	18	6	65	13	6	6	11	4 1/2	59	2	1 1/2
2494	1836 August	James Cahil	do	N. E. 1/2 307			100	10	0	50	0	0	5	0	0	45	0	0		
				N. E. T. R.			100	10	0	50	0	0	5	0	0	45	0	0		
2538	1836	Richard Goodbody	do	N.E. 1/2 306 do			100	10	0	50	0	0	50	0	0	0	0	0		
2558	1836 Sept'r	Charles Cole	do		12		200	10	0	100	0	0	20	0	0	80	0	0		
2559	do	Lawrence Kilroy	do	east half	14	6	100	10	0	50	0	0	5	0	0	45	0	0		
2761	1836 Dec'r	Cornelius Saxton	do	N. E. 1/2 300			100	10	0	50	0	0	5	0	0	45	0	0		
2798	1836 Sept'r	Alexander O'Neil	do	N. E. 1/2 365			100	10	0	50	0	0	5	0	0	45	0	0		
3002	1837 March	Owen Sullivan	do	N. E. 1/2 298			100	10	0	50	0	0	5	0	0	45	0	0		
3244	1837 August	Dennis Downing	do	N. E. 1/2 302			100	10	0	50	0	0	10	0	0	40	0	0		
3275	do	Capt. F. Marryat	do	13, 14, 15, 16		11	581	10	0	290	10	0	29	1	0	261	9	0		
3378	1837 Oct'r	Robert Fairbairn	do	10 & E. 1/2 11		8	100	10	0	50	0	0	5	0	0	45	0	0		
3379	do	Patrick McLachlin	do		9	11	113	10	0	56	10	0	4	11	0	40	19	0		
3380	do	Michael Robinson	do	west half	11	8	91	10	0	45	10	0	5	13	0	50	17	0		
3381	do	Matthew Rainforth	do		13	10	200	10	0	100	0	0	30	0	0	70	0	0		
3382	do	Dennis Downing	do		10	9	111	10	0	55	10	0	5	11	0	49	19	0		
3383	do	John Halford	do		9	10	30	10	0	15	0	0	1	10	0	13	10	0		
3402	do	Jeremiah Sullivan	do		11	10	200	10	0	100	0	0	10	0	0	90	0	0		
3410	do	Richard Hutchings	do		13	8	200	10	0	100	0	0	10	0	0	90	0	0		
3411	do	Bryon or Brien	do	south half	14	8	100	10	0	50	0	0	5	0	0	45	0	0		
3451	1837 Nov'r	Andrew Jarvis	do		16	7	100	10	0	50	0	0	5	0	0	45	0	0		
3453	do	Andrew Dawson	do	west half	15	7	100	10	0	50	0	0	5	0	0	45	0	0		
3454	do	George Fowler	do	west half	13	9	100	10	0	50	0	0	5	0	0	45	0	0		
3455	do	George Fowler	do	east half	15	7	100	10	0	50	0	0	10	0	0	40	0	0		
3466	do	James Cartwall	do	east half	14	10	150	10	0	75	0	0	10	0	0	30	0	0		
3467	do	James Marvin	do	west half	14	10	100	10	0	50	0	0	20	0	0	30	0	0		
3500	1838 Jan'y	Christopher Whisler	do		12	10	200	10	0	100	0	0	10	0	0	90	0	0		
3485	1837 Dec'r	John Craig	Sarnia	west half	2	3	100	10	0	50	0	0	5	0	0	45	0	0		
3509	1838 Feb'y	Mary Ralston	do		12	2	200	10	0	100	0	0	10	0	0	90	0	0		

north east of Talbot road

Amount of Principle remaining unpaid 30th June, 1911.

£	s.	d.
45	0	0
45	0	0
0	0	0
45	0	0
45	0	0
45	0	0
22	10	0
30	0	0
90	0	0
30	0	0
45	0	0
67	19	0
90	0	0
48	0	0
40	0	0
40	0	0
35	0	0
40	0	0
35	0	0
45	0	0
45	0	0
90	0	0
16	5	0
90	0	0
121	10	0
135	0	0
180	0	0
59	2	1½
45	0	0
0	0	0
80	0	0
45	0	0
45	0	0
45	0	0
45	0	0
40	0	0
261	9	0
45	0	0
50	17	0
40	19	0
70	0	0
49	19	0
18	10	0
90	0	0
90	0	0
45	0	0
45	0	0
45	0	0
45	0	0
45	0	0
40	0	0
30	0	0
90	0	0
45	0	0
90	0	0

WESTERN DISTRICT—CONTINUED.

No. of Sale.	Date of Sale	Name of the Purchaser	Township	Lot.	Coo.	Acres	Price per Acre.	Total amount of sale		Amc. t of Principals paid		Amount of Principal remaining August 30th June, 1941
								£ s. d.	£ s. d.	£ s. d.	£ s. d.	
	1834											
1670	July	12 Laugh. McDougall.	Sombra	south half	A	11	100 10 0	50 0 0	5 0 0	45 0 0		
1683	23 A. J. Labourdie....	do	north half	A	11	100 10 0	50 0 0	5 0 0	45 0 0		
1816	Nov'r	8 John Knapp.....	do	south half	4	2	100 12 6	62 10 0	6 3 0	56 5 0		
	1835											
1861	Jan'y	12 James Johnson....	do	3	1	167 5 0	41 15 0	41 15 0	0 0 0		
1965	April	7 James McDonald...	do	11	2	200 10 0	100 0 0	50 0 0	50 0 0		
2010	June	17 Laugh. McDougall.	do	10	1	100 10 0	50 0 0	50 0 0	0 0 0		
2018	P. F. Verhoop and G. Jaspersen....	do	C	13	58 25 0	72 10 0	43 10 0	29 0 0		
2163	Sept'r	9 Alex. McGregor....	do	10	1	100 16 0	80 0 0	8 0 0	72 0 0		
2228	Oct'r	19 Robert Mowbray..	do	10	11	200 10 0	100 0 0	10 0 0	90 0 0		
	1836											
2345	Feb'y	23 H. J. Jones.....	do	11	10	200 10 0	100 0 0	30 0 0	70 0 0		
2409	June	21 Lyall Johnson....	do	4	2	100 13 0	65 0 0	6 10 0	58 10 0		
2440	July	13 Neil McDonald...	do	10	3	100 13 6	67 10 0	6 15 0	60 15 0		
2441	Alexander Walker..	do	10	3	100 10 0	50 0 0	5 0 0	45 0 0		
2483	August	4 Robert Brown....	do	10	7	200 14 6	145 0 0	14 10 0	130 10 0		
2562	Sept'r	12 Hiram Losee....	do	23	2	200 20 6	205 0 0	41 0 0	164 0 0		
2564	John Hardwick....	do	10	9	100 10 0	50 0 0	20 0 0	30 0 0		
2565	James Cartwright..	do	10	9	100 10 0	50 0 0	20 0 0	30 0 0		
2566	David Talloch....	do	19	14	100 10 0	50 0 0	20 0 0	30 0 0		
2567	Donald McPherson..	do	11	6	100 10 0	50 0 0	50 0 0	0 0 0		
2568	Robert Mowbray...	do	1	12	200 10 0	100 0 0	10 0 0	90 0 0		
2608	29 Angus McDonald..	do	C	8	200 10 0	100 0 0	10 0 0	90 0 0		
2654	Oct'r	18 Graham Hill....	do	26	1	100 10 0	50 0 0	5 0 0	45 0 0		
2655	James Dougall....	do	3	13	100 10 0	50 0 0	10 0 0	40 0 0		
2656	James Laurie....	do	3	13	100 10 0	50 0 0	10 0 0	40 0 0		
2717	Nov'r	9 Richard Woodruff..	do	20	13 1/2	400 10 0	200 0 0	200 0 0	0 0 0		
	1837											
2832	Jan'y	20 Claude Gouin....	do	1	14	200 10 0	100 0 0	40 0 0	60 0 0		
3019	April	6 Paul Dustin....	do	26	5	200 10 0	100 0 0	10 0 0	90 0 0		
3071	May	19 William James....	do	19	2	200 15 0	150 0 0	15 0 0	135 0 0		
3073	William James....	do	20	1	100 10 0	50 0 0	5 0 0	45 0 0		
3202	July	28 Joseph Bell....	do	11	8	200 10 0	100 0 0	10 0 0	90 0 0		
3226	29 William Lampman..	do	3	15	100 10 0	50 0 0	10 0 0	40 0 0		
3227	Samuel D. Cole....	do	3	15	100 10 0	50 0 0	15 0 0	35 0 0		
3310	August	31 William Forbes....	do	20	3	100 13 6	67 10 0	6 15 0	60 15 0		
3311	William Forbes....	do	C	6	200 12 0	120 0 0	12 0 0	108 0 0		
	1832											
648	Jan'y	31 Pierre Janette....	Tilbury (East)	north half	9	2	100 10 0	50 0 0	50 0 0	0 0 0		
	1835											
2132	August	22 Thomas Winter...	do	10	4	200 11 0	110 0 0	11 0 0	99 0 0		
2188	Sept'r	21 John Keightley...	do	9	5	200 10 0	100 0 0	10 0 0	90 0 0		
	1830											
293	August	2 Louis J. Fluett....	Tilbury (West)	2	1	200 12 6	125 0 0	112 10 0	12 10 0		
	1833											
1146	May	24 Stephen Earl of Mountcashel	Warwick	8 N. R.	2	200 10 0	100 0 0	20 0 0	80 0 0		
1147	A. J. Kingston....	do	6 N. R.	1	200 10 0	100 0 0	20 0 0	80 0 0		
1216	July	26 A. J. Kingston....	do	8 S. R.	3	200 10 0	100 0 0	100 0 0	0 0 0		
1217	A. J. Kingston....	do	6 N. R.	2	200 10 0	100 0 0	100 0 0	0 0 0		
1239	August	16 Abraham Inglis...	do	27 N. R.	1	200 10 0	100 0 0	10 0 0	90 0 0		
1382	Nov'r	30 Hon. J. Elmsley...	do	8 S. R.	1	200 10 0	100 0 0	100 0 0	0 0 0		
	1834											
1832	Nov'r	21 R. H. Alison....	do	25 S. R.	1	200 10 0	100 0 0	10 0 0	90 0 0		
1838	25 Henry Utter....	do	25 N. R.	6	114 10 0	57 0 0	17 2 0	39 18 0		
	1837											
3262	August	15 William Hume....	do	20 S. E. R.	6	200 10 0	100 0 0	10 0 0	90 0 0		
3362	Sept'r	28 A. J. Kingston....	do	6 S. E. R.	4	200 10 0	100 0 0	100 0 0	0 0 0		
	1838											
3670	Nov'r	26 John Morgan....	do	S. 1/2 27 do	6	100 10 0	50 0 0	5 0 0	45 0 0		
	1833											
1303	Sept'r	21 Finlay McErmid...	Zone	33	6	200 15 0	150 0 0	120 0 0	30 0 0		
1310	Oct'r	3 Edward Tolly....	do	east half	31	5 100 15 0	75 0 0	15 0 0	60 0 0		
1327	11 Thomas Morehouse	do	25	1	98 15 0	73 10 0	51 9 0	22 1 0		
	1837											
3204	July	28 William Morehouse	do	west half	25	5 100 10 0	50 0 0	15 0 0	35 0 0		
3295	August	25 William Clements	do	west half	31	5 100 10 0	50 0 0	5 0 0	45 0 0		
3468	Nov'r	21 Anthony Crane....	do	east half	25	7 100 11 0	55 0 0	22 0 0	33 0 0		

WESTERN DISTRICT—CONTINUED.

SUMMARY.	Acres.	Total amount of Sale.			Amount of Principal Paid.			Amount of Principal remaining unpaid, 30th June, 1841.		
		£	s.	d.	£	s.	d.	£	s.	d.
1—Camden (West)	1200	600	0	0	150	0	0	450	0	0
2—Chatham	4000	2182	10	0	451	15	0	1730	15	0
3—Colchester	100	50	0	0	15	0	0	35	0	0
4—Dawn	3200	1595	0	0	505	0	0	1090	0	0
5—Dover	700	355	0	0	83	0	0	272	0	0
6—Gosfield	2432	1216	0	0	236	12	0	979	8	0
7—Harwich	3200	3062	10	0	804	15	0	2257	15	0
8—Howard	1600	812	10	0	91	5	0	721	5	0
9—Maldstone	2172	1150	17	0	215	14	1½	935	2	10½
10—Malden	1887	1631	0	0	704	7	0	926	13	0
11—Mersea	800	150	0	0	25	0	0	125	0	0
12—Moors	1499	1019	4	0	422	15	5	596	5	7
13—Orford	1707	915	17	6	302	17	9	612	19	9
14—Plympton	1920	970	0	0	272	0	0	698	0	0
15—Raleigh	200	100	0	0	10	0	0	90	0	0
16—Rochester	325	162	10	0	27	10	0	135	0	0
17—Romney	300	195	0	0	52	10	0	142	10	0
18—Sandwich	5913	3181	13	6	487	3	4½	2694	10	1½
19—Sarnis	300	150	0	0	15	0	0	135	0	0
20—Sombra	4925	2776	15	0	802	0	0	1974	15	0
21—Tilbury (East)	500	260	0	0	71	0	0	189	0	0
22—Tilbury (West)	200	125	0	0	112	10	0	12	10	0
23—Warwick	2814	1007	0	0	492	2	0	514	18	0
24—Zone	698	453	10	0	228	9	0	225	1	0
Total	49382	33571	16	0	6578	8	8	16993	7	4

STATEMENT OF CLERGY RESERVES SOLD IN CANADA, WEST,

As they appear upon the Books of the Land Department, 30th of June, 1841.

SUMMARY.

SUMMARY.	Acres.	Total amount of Sale.			Amount of Principal Paid.			Amount of Principal remaining unpaid, 30th June, 1841.		
		£	s.	d.	£	s.	d.	£	s.	d.
1—Eastern	31569	16426	16	3	3828	2	3	7598	14	0
2—Ottawa	11111	6341	12	6	2100	12	11	4240	19	7
3—Johnstown	32294	20630	13	6	11172	19	9	9457	13	9
4—Bathurst	34317½	15909	15	1½	9005	13	3	6897	1	10½
5—Victoria	18302	9962	17	6	2781	19	3	7180	18	3
6—Midland	23839½	13714	8	10	7147	4	1	6567	4	9
7—Prince Edward	5712½	4683	8	0	2168	2	9	2515	5	3
8—Newcastle	34997	26149	11	1½	15323	1	7½	10826	9	6
9—Colborne	31644	15643	15	2	5603	5	6	10040	9	8
10—Home	91875	74810	6	11	40893	4	0½	33917	2	10½
11—Gore	55255	42223	8	7	13579	9	8	23643	18	11
12—Wellington	2573	1782	15	0	1048	15	0	734	0	0
13—Niagara	7813½	5824	0	0	2038	12	0	3785	8	0
14—Brock	30807	23382	14	2	10571	5	3	12811	8	0
15—London	41345	29375	4	8	11162	3	5½	18213	1	0
16—Telbot	28239	21701	3	4	9856	7	5	11864	15	11
17—Western	43382	23571	16	0	6578	8	8	16993	7	4
Total	356783	332127	6	8	164839	7	8½	182371	10	1½

Amount of Principal
remaining unpaid,
30th June, 1841.

£	s.	d.
450	0	0
1780	15	0
35	0	0
1090	0	0
272	0	0
979	8	0
2257	15	0
721	5	0
935	2	10½
376	13	0
125	0	0
596	5	7
112	19	9
698	0	0
90	0	0
135	0	0
142	10	0
2664	10	1½
135	0	0
1974	15	0
189	0	0
12	10	0
514	18	0
225	1	0
6993	7	4

EST,

Amount of Principal
remaining unpaid,
30th June, 1841.

£	s.	d.
7598	14	0
4240	19	7
9457	13	9
6897	1	10½
7180	18	3
6567	4	9
2315	5	3
0826	9	6
0040	9	8
43917	2	10½
23643	18	11
734	0	0
3785	8	0
42811	8	0
18213	1	0
11864	15	11
6993	7	4

