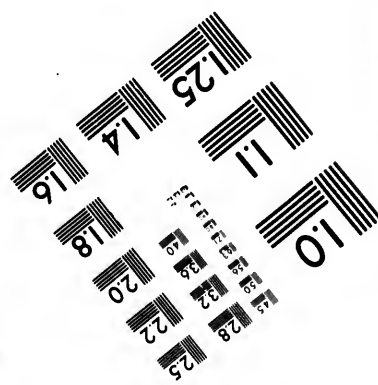
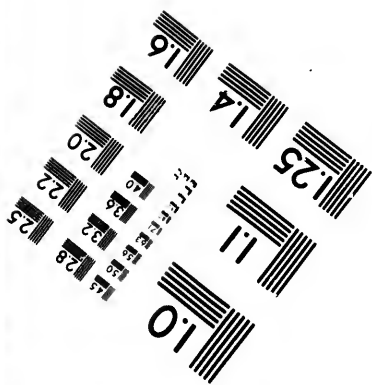
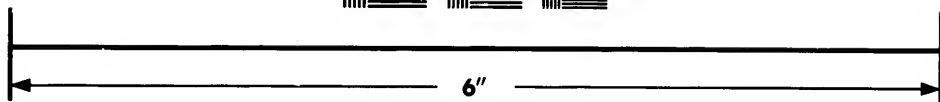
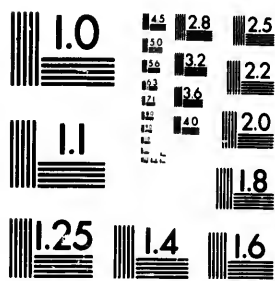


**IMAGE EVALUATION  
TEST TARGET (MT-3)**



**Photographic  
Sciences  
Corporation**

23 WEST MAIN STREET  
WEBSTER, N.Y. 14580  
(716) 872-4503

**CIHM/ICMH  
Microfiche  
Series.**

**CIHM/ICMH  
Collection de  
microfiches.**



**Canadian Institute for Historical Microreproductions / Institut canadien de microreproductions historiques**

**© 1985**

Technical and Bibliographic Notes/Notes techniques et bibliographiques

The Institute has attempted to obtain the best original copy available for filming. Features of this copy which may be bibliographically unique, which may alter any of the images in the reproduction, or which may significantly change the usual method of filming, are checked below.

L'Institut a microfilmé le meilleur exemplaire qu'il lui a été possible de se procurer. Les détails de cet exemplaire qui sont peut-être uniques du point de vue bibliographique, qui peuvent modifier une image reproduite, ou qui peuvent exiger une modification dans la méthode normale de filmage sont indiqués ci-dessous.

- Coloured covers/  
Couverture de couleur
- Covers damaged/  
Couverture endommagée
- Covers restored and/or laminated/  
Couverture restaurée et/ou pelliculée
- Cover title missing/  
Le titre de couverture manque
- Coloured maps/  
Cartes géographiques en couleur
- Coloured ink (i.e. other than blue or black)/  
Encre de couleur (i.e. autre que bleue ou noire)
- Coloured plates and/or illustrations/  
Planches et/ou illustrations en couleur
- Bound with other material/  
Relié avec d'autres documents
- Tight binding may cause shadows or distortion along interior margin/  
La reliure serrée peut causer de l'ombre ou de la distorsion le long de la marge intérieure
- Blank leaves added during restoration may appear within the text. Whenever possible, these have been omitted from filming/  
Il se peut que certaines pages blanches ajoutées lors d'une restauration apparaissent dans le texte, mais, lorsque cela était possible, ces pages n'ont pas été filmées.
- Additional comments:/  
Commentaires supplémentaires:

- Coloured pages/  
Pages de couleur
- Pages damaged/  
Pages endommagées
- Pages restored and/or laminated/  
Pages restaurées et/ou pelliculées
- Pages discoloured, stained or foxed/  
Pages décolorées, tachetées ou piquées
- Pages detached/  
Pages détachées
- Showthrough/  
Transparence
- Quality of print varies/  
Qualité inégale de l'impression
- Includes supplementary material/  
Comprend du matériel supplémentaire
- Only edition available/  
Seule édition disponible
- Pages wholly or partially obscured by errata slips, tissues, etc., have been refilmed to ensure the best possible image/  
Les pages totalement ou partiellement obscurcies par un feuillet d'errata, une pelure, etc., ont été filmées à nouveau de façon à obtenir la meilleure image possible.

This item is filmed at the reduction ratio checked below/  
Ce document est filmé au taux de réduction indiqué ci-dessous.

10X	14X	18X	22X	26X	30X
<input type="checkbox"/>	<input type="checkbox"/>	<input type="checkbox"/>	<input checked="" type="checkbox"/>	<input type="checkbox"/>	<input type="checkbox"/>
12X	16X	20X	24X	28X	32X

The copy filmed here has been reproduced thanks to the generosity of:

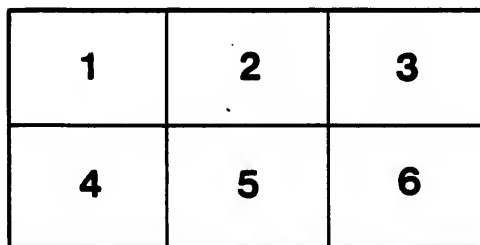
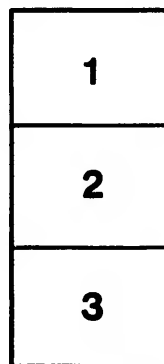

New Brunswick Museum  
Saint John

The images appearing here are the best quality possible considering the condition and legibility of the original copy and in keeping with the filming contract specifications.

Original copies in printed paper covers are filmed beginning with the front cover and ending on the last page with a printed or illustrated impression, or the back cover when appropriate. All other original copies are filmed beginning on the first page with a printed or illustrated impression, and ending on the last page with a printed or illustrated impression.

The last recorded frame on each microfiche shall contain the symbol  $\rightarrow$  (meaning "CONTINUED"), or the symbol  $\nabla$  (meaning "END"), whichever applies.

Maps, plates, charts, etc., may be filmed at different reduction ratios. Those too large to be entirely included in one exposure are filmed beginning in the upper left hand corner, left to right and top to bottom, as many frames as required. The following diagrams illustrate the method:



L'exemplaire filmé fut reproduit grâce à la générosité de:

New Brunswick Museum  
Saint John

Les images suivantes ont été reproduites avec le plus grand soin, compte tenu de la condition et de la netteté de l'exemplaire filmé, et en conformité avec les conditions du contrat de filage.

Les exemplaires originaux dont la couverture en papier est imprimée sont filmés en commençant par le premier plat et en terminant soit par la dernière page qui comporte une empreinte d'impression ou d'illustration, soit par le second plat, selon le cas. Tous les autres exemplaires originaux sont filmés en commençant par la première page qui comporte une empreinte d'impression ou d'illustration et en terminant par la dernière page qui comporte une telle empreinte.

Un des symboles suivants apparaîtra sur la dernière image de chaque microfiche, selon le cas: le symbole  $\rightarrow$  signifie "A SUIVRE", le symbole  $\nabla$  signifie "FIN".

Les cartes, planches, tableaux, etc., peuvent être filmés à des taux de réduction différents. Lorsque le document est trop grand pour être reproduit en un seul cliché, il est filmé à partir de l'angle supérieur gauche, de gauche à droite, et de haut en bas, en prenant le nombre d'images nécessaire. Les diagrammes suivants illustrent la méthode.

e  
étails  
s du  
modifier  
r une  
image

rrata  
to

pelure,  
n à



32X

355.5  
7691

BY COMMAND  
OF  
HIS EXCELLENCY  
**THE COMMANDER-IN-CHIEF.**

---

A  
**SYSTEM**  
OF  
**DRILL AND MANŒUVRES,**  
FOR THE  
**MILITIA**  
OF  
**NEW-BRUNSWICK.**

---

*COMPILED FROM THE CODE OF INSTRUCTIONS  
FOR THE BRITISH ARMY,*

AS REVISED BY  
MAJOR-GENERAL SIR HENRY TORRENS,  
K. C. B. AND K. T. S.

*Adjutant General to the Forces.*

---

SAINT JOHN:

PRINTED BY HENRY CHUBB, MARKET-SQUARE.

1827.



# CONTENTS.

## Part I.

Section.		Page.
I.	Position of the Soldier,	4
II.	Attention and Standing at Ease,	5
III.	Eyes to the right, and left,	ib.
IV.	Facings,	6
V.	Formation of the Company,	7
VI.	Open and close order,	8
VII.	Formation of four deep,	ib.
VIII.	Position in marching,	9
IX.	Slow, Quick, and Double March,	10
X.	The Halt,	11
XI.	Stepping out,	ib.
XII.	Stepping short,	12
XIII.	Stepping back,	ib.
XIV.	Side or closing Step,	ib.
XV.	Marking Time,	13
XVI.	Changing feet,	14
XVII.	Wheeling,	ib.
XVIII.	Ditto on a moveable pivot,	15
XIX.	Dressing when halted,	16
XX.	Marching to front and rear,	17
XXI.	Open and close order on the march,	18
XXII.	Marching in file,	19
XXIII.	Wheeling in file,	20
XXIV.	Countermarching,	ib.
XXV.	Diagonal March,	22
XXVI.	Turning on the March,	23
XXVII.	Forming Company, sub-divisions, and sections from file marching,	ib.
XXVIII.	Increasing and diminishing the front of an open column halted,	24
XXIX.	Increasing and diminishing the front of a co- lumn on the march,	25
XXX.	Wheeling forward by sub-divisions from line,	26

Section.		Page.
XXXI.	Wheeling backwards by sub-divisions from line,	27
XXXII.	Marching on an alignement, in open column,	28
XXXIII.	Wheeling into line from open column of sub-divisions,	29
XXXIV.	Wheeling into line from open column of sub-divisions on the march, on a moveable pivot,	30
XXXV.	To form to either flank, from open column of sub-divisions or sections,	ib.
XXXVI.	The company in open column of sub-divisions to pass a short defilé, by breaking off files,	31
XXXVII.	To form the Rallying Square,	32
"	Manual Exercise,	34
XXXVIII.	Motions of the firelock as practised by Light Infantry, and not included in the Manual Exercise,	39
XXXIX.	Method of piling arms two deep,	41
XL.	Pike Exercise,	42
XLI.	Platoon Exercise,	45
XLII.	Explanation of Priming and Loading,	47
XLIII.	To fire three deep, front rank kneeling, centre and rear rank standing,	48
XLIV.	Firing and loading two deep, both ranks kneeling,	49
XLV.	Attention in file firing,	30
XLVI.	To fire a feu de joie,	51
XLVII.	Manner of inspecting a company on parade,	52
XLVIII.	Mode to be observed in dismissing a company off parade,	54
XLIX.	Ball Firing,	ib.
L.	Directions for Funeral Parties,	56

---

## Part II.

---

### THE BATTALION.

Section.		Page.
LI.	Formation of the Battalion,	59
LII.	Formation of the Battalion at close order,	60
LIII.	Dressing,	62
LIV.	Dressing a Battalion after an advance in line,	63
LV.	When the Battalion takes open order,	64



CONTENTS.

v

Page.	Section.	Page.
line, 27	LVI. When the Battalion resumes close order,	65
n, 28	LVII. Marching in line,	66
sub-	LVIII. When a Battalion halted, and correctly dressed,	
29	is to advance in line,	68
sub-	LIX. When a Battalion advancing in line is to charge,	70
vot, 30	LX. When a Battalion halted in line is to advance by	
n of	files or by fours, from the right or left of	
ib.	companies,	ib.
sions	LXI. When a Battalion having advanced by files	
es, 31	from the right (or left) of companies, is halted	
32	and is to form line,	71
34	LXII. When a Battalion halted in line is to retire by	
Light	files, or by fours from the right or left of com-	
annual	panies,	ib.
39	LXIII. When a Battalion having retired by files or by	
41	fours, from the right (or left) of companies, is	
42	halted to form line,	72
45	LXIV. When a Battalion halted in line, breaks into	
47	open column to the right or left,	75
centre	LXV. Forming close, half, or quarter distance column	
48	from open column,	ib.
neel-	LXVI. When the column at close, or quarter distance,	
49	marches to a flank,	77
50	LXVII. The column halted at close or quarter distance	
51	to wheel,	78
de, 52	LXVIII. When a Battalion forms a close or quarter dis-	
pany	tance column from line, in rear of either of	
54	the flank companies,	79
ib.	LXIX. When a Battalion in line is ordered to form a	
56	close or quarter distance column on a centre	
	company,	80
	LXX. When an open, close, or quarter distance co-	
	lumn is ordered to countermarch by ranks,	ib.
	LXXI. When a column at quarter distance is ordered	
	to form square,	81
	LXXII. When a battalion in column of companies at	
	close, or quarter distance, (right in front) de-	
	ploys into line on the front company,	82
	“ When the column deploys upon the rear company,	83
Page.	LXXIII. Points of Formation,	84
59	“ Alignment,	86
60	LXXIV. Column of Attack,	88
62	LXXV. When the double column of sub-divisions is to	
inc, 63	form line on the two centre, or leading sub-	
64	divisions,	ib.

Section.	Page.
LXXVI. When the double column of sub-divisions is required to form line to the right,	89
LXXVII. When the Battalion in open column, right in front, is ordered to change position on the right halted company, by throwing forward the whole left, by the flank march of companies by fours,	90
LXXVIII. When a close or quarter distance column is to open out to full or half distance, from the front or rear,	ib.
LXXIX. When a column formed at full, half or quarter distance, is ordered to change its front and wings,	92
LXXX. When a Battalion formed in line, changes position by breaking into open column—marching up in column, and entering the new position at an intermediate point, where a central or any other division is to rest, and forms line,	ib.
LXXXI. When the Battalion in line, changes position by breaking into open column—marching in column to the point in the new position where its head is to rest, and to which its rear divisions form by successively passing each other and wheeling up,	93
LXXXII. Echellon,	94
LXXXIII. When a Battalion halted in line, is required to change its front to the left, on the left company,	ib.
LXXXIV. When a Battalion in line changes position to the rear or a fixed flank company,	95
LXXXV. When a Battalion halted in line is to change front on a central division, by the echellon march of companies,	97
LXXXVI. When a Battalion formed in line is to advance by double files from the centre,	98
LXXXVII. When a Battalion halted, having advanced by double files from the centre, is to form line to the front,	ib.
LXXXVIII. When a Battalion in line may have to retire over a bridge or defilé from both flanks, covered by the centre,	99
LXXXIX. When a Battalion formed in line may have to retire over a bridge or defilé, in the rear of a flank,	100

Section.		Page.
XC.	When a double column of sub-divisions on the centre is required to form a quarter distance column of companies, right in front,	101
XCI.	When a Battalion in line forms a square or oblong, to protect baggage from Infantry only,	102
XCII.	Commands,	103

---

### Part III.

---

## LIGHT INFANTRY.

---

### GENERAL PRINCIPLES OF LIGHT INFANTRY MOVEMENTS.

---

Section.		Page.
XCIII.	Movement, &c.	105
XCIV.	Signals and sounds for regulating movements,	107
XCV.	Skirmishing,	111
XCVI.	Detail of Formation,	113
XCVII.	Formation of the chain, when skirmishing in front of an advancing column, formed right in front,	120
XCVIII.	Advance Guard,	123
XCIX.	To pass a bridge or defilé skirmishing,	126
C.	Picquets and their Sentries,	127
CI.	On the sound of the "assembly," how to run in on the Battalion.	131
CII.	Skirmishers when not called in, to correspond with the movements of the battalion,	132
CIII.	Rallying Square,	ib.

---

### Part IV.

---

## INSPECTION OR REVIEW.

---

	Page.
Preparatory Formation,	134
Receiving the General,	135
Marching past in slow time,	ib.
Marching past in quick time,	137
Forming Line,	138

S  
A  
n  
re  
an  
se  
C  
ce  
fr  
ha  
F  
fo  
A  
F  
  
all  
pa  
to  
na  
ce  
wi  
LE

## INTRODUCTION.

---

**T**HE KING having been pleased to approve of a new System for the Field Exercise and Evolutions of the British Army, as drawn up by the Adjutant-General to the Forces, and His Royal Highness the COMMANDER-IN-CHIEF, having received HIS MAJESTY'S commands to direct, that the Rules and Regulations as contained in that Work, be strictly observed without any deviation whatever, His Excellency the COMMANDER-IN-CHIEF has found it indispensable to supersede by the following Compilation which he has made chiefly from the late Treatise, all those Rules and Regulations which have heretofore been in use for the instruction of the Militia Forces in this Province: and thus to provide for that conformity with the recently established practice of the British Army, which can only be obtained by extending to the Militia Forces, the instructive advantage of the improved code.

It is therefore HIS EXCELLENCY'S will and pleasure that all Colonels, Lieutenant-Colonels, and Commanding Officers pay strict attention to instruct their several Corps according to the following Regulation: and in order that no deviation may creep into practice nor any formation be executed excepting such as therein inserted: the Inspecting Field Officers will report whether, at their Inspections, these, HIS EXCELLENCY'S Commands, have been complied with.

**T**  
sider  
carr  
for  
him,  
masc  
jccc  
admi

**Th**  
the M  
the ra  
ble ti  
can e  
of the  
talion  
mann  
with t

**For**  
traini  
of any  
the pe  
good  
robust  
as pos

**But**  
taken  
nish t  
by La  
which  
individ  
age o  
March  
early f  
brief

## DRILL, &c.

---

**T**O the Regular Army, much detailed instruction, and a considerable portion of time are usually given for improving the carriage of the young Soldier, giving him a martial air, and for practising those athletic exercises which tend to supple him, to open his chest, and give freedom and power to the muscles of his strength; and all Recruits are necessarily subjected to a considerable period of such training before they are admitted to fall in with the Battalion.

These are entirely omitted in this system for the training of the Militia. The Militia-man must take his place at once in the ranks of his Corps, and there learn in the shortest possible time, to perform, with as much celerity and precision as can easily be attained, the more essential and simple exercises of the Musket, and formations of the Company and the Battalion, as hereafter indicated and ordered to be practised, in a manner to render the Militia as efficient as may be practicable, with the least possible labour.

For this purpose the niceties of individual position and training must necessarily be disregarded, and there is no need of any special training to improve the muscular strength of the people of New-Brunswick: all that is wanted, is to apply a good system to train the several fine Corps formed of those robust, loyal and hardy subjects, with as little inconvenience as possible to their other pursuits.

But although the time of the Militia-men should not be taken up at the regular meetings, to interfere with or diminish the number of Company or Battalion drills as regulated by Law, yet every opportunity, on parts of those days upon which General Meetings are ordered, or on such occasions as individual zeal may offer for practice, should be taken advantage of to teach the proper Position, Dressing, Facings and Marchings, individually, or in squad; and it is more particularly for practice on such voluntary occasions that the following brief directions are given.

## SECTION I.

## POSITION OF THE SOLDIER, WITH AND WITHOUT ARMS.

## WITHOUT ARMS.

The equal squareness of the shoulders and body to the front is the first and great principle of the position of a Soldier.—The heels must be in a line, and close.—The knees straight, without stiffness.—The toes a little turned out, so that the feet may form an angle of about sixty degrees.—The arms hanging near the body without stiffness; the elbows close to the side, the hands open to the front; the little fingers touching the seams of the trousers. Great care must be taken that the arms are not kept back too much. The belly rather drawn in, and the breast advanced, but without constraint; the body upright, but inclining forward, so that the weight of it may principally bear on the fore part of the feet; the head to be erect, and neither turned to the right nor left.

## WITH ARMS.

When the firelock is shouldered, the person of the Soldier remains in the position described above, except that the wrist of the left hand is turned out, the better to embrace the butt; the thumb alone is to appear in front, the four fingers to be under the butt. The left elbow is a little bent inwards, without being separate from the body, or being more backward or forward than the right one. The firelock is placed in the hand, (not on the middle of the fingers,) and carried in such a manner that it shall not raise, advance, or keep back one shoulder more than the other; the butt must therefore be forward, and as low as can be permitted without constraint; the fore part nearly even with that of the thigh, and the hinder part of it pressed by the wrist against the thigh; the piece must be kept steady and firm below the hollow of the shoulder; should the firelock be drawn back, or attempted to be carried high, in that case, one shoulder would be advanced, the other kept back, and the upper part of the body distorted, and not placed square with respect to the limbs.



## SECTION II.

## ATTENTION.

When the Recruit falls in for instruction, he is first to be taught to place himself, on the word *Attention*, in the position before described, to remain perfectly silent, and to give his whole attention to his commander. Before the word attention is given, and occasionally during the time of drill, the Recruit may be allowed to rest by *Standing at Ease*, as below explained.

## STANDING AT EASE, WITH ORDERED ARMS.

*Stand at Ease.*

On the word *Stand at Ease*, the right foot is to be drawn back about six inches, and the greatest part of the weight of the body brought upon it; the left knee a little bent; the hands brought together before the body; the palms being struck smartly together, and that of the right hand, then slipped over the back of the left; but the shoulders to be kept back and square; the head to the front, and the whole attitude without constraint.

*Attention.*

On the word *Attention*, the hands are to fall smartly on the outside of the thighs; the right heel to be brought up in a line with the left; and the proper unconstrained position of a Soldier immediately resumed.

## SECTION III.

## EYES TO THE RIGHT, LEFT, OR FRONT.

*Eyes Right.**Eyes Left.**Eyes Front.*

On the word *Eyes Right*, glance the eyes to the right with the slightest turn possible of the head. At the word *Eyes Left*, cast the eyes in like manner to the left. On the word *Eyes Front*, the look and head are to be directly to the front, the habitual position of the Soldier.

*N. B.*—The words on the margin, which are printed in Italics, are the words of command to be given by the instructor.

These motions are useful on the wheeling of divisions, or in closing, or obliquing to a flank,—or when dressing is ordered after a halt: and particular attention must be paid in the several turnings of the eyes, to prevent the Soldier from moving his body, which should be preserved perfectly square to the front;—but in all marches to the front, the Recruit is to be taught to keep his eyes steadily fixed as if looking at some object of his own height at one hundred yards distance in front, and the eyes are never to be cast down, or thrown to a flank, except under the circumstances above stated. On all other occasions the touch of the Recruit alone must be his guide,



#### SECTION IV,



#### THE FACINGS.

In going through the facings, the left heel never quits the ground; the body must rather incline forward, and the heels be kept straight.

*To the Right Face.* { 1st. Place the hollow of the right foot smartly against the left heel, keeping the shoulders square to the front.  
2d. Raise the toes, and turn to the right on both heels.

*To the Left Face.* { 1st. Place the right heel against the hollow of the left foot, keeping the shoulders square to the front.  
2d. Raise the toes, and turn to the left on both heels.

*To the Right about Face.* { 1st. Place the ball of the right toe against the left heel, keeping the shoulders square to the front.  
2d. Raise the toes, and turn to the right about on both heels.  
3d. Bring the right foot smartly back in a line with the left.

*To the Left about Face.* { 1st. Place the right heel against the ball of the left toe, keeping the shoulders square to the front.  
2d. Raise the toes, and turn to the left about on both heels.  
3d. Bring up the right smartly in line with the left.

*Right or  
Left half  
Face.*

On the word of command *Right or Left Half Face*, each man will make an exact half face, as directed, by drawing back or advancing the right foot one inch, by which the whole will stand individually in echelon.

*Front.*

When it is intended to resume the original front, the word of command *Front*, will be given, and the whole will face, as accurately as possible, to their former front.

*Right or  
Left about  
three quar-  
ters Face.*

Where it is necessary to perform the diagonal march to the rear, the Recruit will receive the word *Right, or Left about three quarters face*, upon which he brings the ball of the right foot (not the ball of the toe) to the left heel, or the right heel to the ball of the left foot, and makes a three quarters face in the given direction. Upon the word *Front*, if he has faced to the right, he fronts to the left; and if he has faced to the left, he fronts to the right.

The feet in the first of the above motions are to be slipped back or brought forward without a jerk; the movement being from the hip, so that the body is kept perfectly steady until faced.



#### SECTION V.



The Company *Falls in* at close order, with shouldered firelocks; the files lightly touching, but without crowding; each man will then occupy a space of about twenty-one inches.—The Commander of the Company takes post on the right of the front rank, covered by a Sergeant in the rear rank—two other Sergeants will form a third, or supernumerary rank, three paces from the rear rank.

When a Company is thus singly formed with its Officers, the Captain is on the right, and the Ensign or junior Subaltern on the left of the front rank, the Lieutenant in the rear, as also the Drummer or Pioneer in a third rank, at three paces distance. In this formation Companies are to assemble on their private parades, being sized from flanks to centre. The Company will be told off in subdivisions, and four sections. When in subdivisions, the Captain takes the leading subdivision and the next in command the second. If there are four

Officers present, and the Company be in column of sections, the Captain takes the leading section, the next in seniority the rear section, the third in rank the third section from the head of the column, and the junior Officer the second. The covering Sergeant will cover the second file from the pivot of the leading subdivision, or section; but when there are but three Officers, the covering Sergeant will take the second section from the head of the column.

—○○—

SECTION VI.

—

OPEN ORDER.

*Rear Rank take Open Order.* { The Company being formed in two ranks at close order, on the word of command *Rear Rank take open order*, the flank men on the right and left of the rear rank, step briskly back one pace, face to their right, and stand covered, to mark the ground on which the rear rank is to halt, and dress at open order; every other individual remains ready to move.—On the word *March*, the dressers front, and the rear rank falls back one pace, dressing by the right the instant it arrives on the ground.

*March.*

—

CLOSE ORDER.

*Rear Rank take Close Order.* { On the word *Rear Rank take close order*, the whole remain perfectly steady: at the word *March*, the rank closes within one pace, and then halts.

*March.*

—○○—

SECTION VII.

—

TO FORM FOUR DEEP.

*Form Four deep.* { The Company will be told off from the right by alternate files, right and left; and when it is intended to form four deep, preserving the same front, the word *Form four deep* will be given, upon which the rear rank will step back one pace, and

*March.*

on the word *March*, the left files will double behind the right files, by taking one pace to the rear with the left feet, and one pace to the right with the right feet, which forms four deep, leaving the intervals where the left files have quitted.

This will be sufficient for all movements by fours, because the facings can be made from that standing position by fours, either to a flank or to the rear, for corresponding movements.

The formation of four deep, as above instructed, may be applied with great advantage to the passage of lines through each other; and for bringing the rear of a column (formed at any but close distance) to the front, where there is no room for a countermarch along the flanks.

Four deep may also be applied in certain cases, to the flank movements of divisions, or battalions, upon a space within the front occupied when formed in line; and in which its single rank formation, affords room for moving without restraint at the double march; as well as with trailed arms when moving to the ground of exercise, or upon any other occasion, with unfixed bayonets.

In all these formations the files preserve their proper order and place, and *Two deep* is reformed from each of them by the word *Front*, upon which the files move up to their respective intervals into line, the rear rank immediately closing on the front rank: the word *Halt* will precede the word *Front*, if the Company has been in movement.

◆◆◆◆◆  
SECTION VIII.

◆◆◆◆◆  
POSITION IN MARCHING.

In marching, the Soldier must maintain, as much as possible, the position of the body as directed in Section I. He must be well balanced—his arms and hands, without stiffness, must be kept steady by his sides, and not suffered to vibrate. He must not be allowed to stoop forward, or to lean back. His body must be kept square to the front, and thrown rather more forward in marching than when halted, that it may accompany the movement of the leg or thigh, which movement must spring from the haunch. The ham must be stretched but without stiffening the knee. The toe a little pointed, and kept near

the ground, so that the shoe soles may not be visible to a person in front. The head to be kept well up, straight to the front, and the eyes not suffered to be cast down. The foot, without being drawn back, must be placed flat on the ground.



## SECTION IX.



### THREE KINDS OF MARCHING.



#### SLOW STEP.

*March.*

The length of each pace, from heel to heel, is thirty inches, and the Soldier must be taught to take seventy-five of these steps in a minute, without tottering, and with perfect steadiness.

This is the slowest step at which troops are to move, and will be applied to movements of parade, and occasionally to the march in line of considerable bodies.



#### THE QUICK STEP.

*Quick  
March.*

The quick time is one hundred and eight steps in a minute, each of thirty inches, making two hundred and seventy feet in a minute. The command *Quick March*, being given, with a pause between them; the word *Quick*, is to be considered as a caution, and the whole to remain perfectly still and steady; on the word *March*, they step off with the left foot, keeping the body in the same posture, and the shoulders square to the front; the foot to be lifted off the ground, that it may clear any stones or other impediments in the way; and to be thrown forward and placed firm; the whole of the sole to touch the ground, and not the heel alone; the knees are to be bent a little, so as not to occasion fatigue or constraint—and the position to be preserved in the same manner as is directed in Section VIII.

## THE DOUBLE MARCH.

*Double  
March.*

The double is one hundred and fifty steps in a minute, each of thirty-six inches, making four hundred and fifty feet in a minute. The greatest care must always be taken to step off at, and preserve the full pace of thirty-six inches, which can be done with ease, if the Soldier is placed in a proper position; and that the weight of the body inclines well forward on the fore part of the feet. The word *Double*, the same as *Quick*, is a caution, having a pause between the words, and on the word *March*, they step off with the left foot, as in the directions for the quick step. The knees are to be a little bent, and the ball of the foot only need be brought to the ground.



## SECTION X.



## THE HALT.

*Halt.*

On the word *Halt*, let the rear foot be brought up in a line with the advanced one, so as to finish the step which was taken when the command was given.

The words *Halt, Wheel,—Halt, Front,—and Halt, Dress—* are to be considered as one word of command, and no pause made betwixt the parts of their execution.

The word *March*, given singly, at all times denotes that slow time is to be taken; when *Quick*, or *Double March*, is meant, the words *Quick*, or *Double*, will precede the word *March*.



## SECTION XI.



## STEPPING OUT.

*Step Out.*

The Company marches, as already directed, in slow or quick time. On the word *Step Out*, the pace must be lengthened to thirty-three inches, by leaning forward a little, but without altering the cadence.

This step is necessary, when a temporary exertion in line, and to the front, is required; and is applied both to slow and quick time: and on the word (*Slow or Quick step*) the pace of thirty inches must be resumed.

—•••—  
SECTION XII.

—◆—  
STEPPING SHORT.

*Step Short.* { On the word *Step Short*, the foot advancing will finish its pace, but the next will only be taken as far as the ball of the toe, and no further, until the word *Forward* be given, when the usual pace of thirty inches is to be taken.

*Forward.* {

This Step is useful when a momentary retardment of either a Battalion in Line, or of a division in column, shall be required,

—•••—  
SECTION XIII.

—◆—  
STEPPING BACK.

*Step Back.* { *The Step Back* is performed in the slow time and length of pace, from the Halt only. On the command *Step Back—March*, the men must move straight to the rear, preserving their shoulders square to the front, and bodies erect. On the word *Halt*, the foot in front must be brought back square to the other.

*March.* {

*Halt.* {

A few paces only of the Step back can be necessary at a time,

—•••—  
SECTION XIV.

—◆—  
THE SIDE OR CLOSING STEP.

The side or closing Step is performed from the halt in quick time only, by the following commands:—

*Right Close—Quick March.*

*Left Close—Quick March.*



*Right Close.*  
*Quick*  
*March.*

In closing to the right, on the word *Quick March*, eyes are turned to the right, and each man carries his right foot about 10 inches directly to his right, (or, if the files are closed, to his neighbours left foot,) and instantly brings up his left foot, till the heel touches his right heel, and proceeds to take the next step in the same manner; the whole with perfect precision of time, shoulders kept square, knees not bent, and in the true line in which the body is formed. At the word *Halt*, the whole halt, turn their eyes to the front, and remain steady.

*Halt.*

*Right or left*  
*Close.*

*Quick march*  
*Halt.*

When the whole company is to close, at the word *Right close*, the company officer takes one pace to the front, and instantly faces his company, the covering sergeant replacing him: On the word *Quick March*, the whole move together as above directed. On the word *Halt*, the company officer resumes his place, having stepped in the same manner as the men, but fronting them.

If the close is to the left, the officer will place himself in front of the left of his company, and at the word *Halt* will resume his place by the rear.

This Step is very useful on several occasions, when halted, in moving a very small distance to either flank, to join one division to, or open it from another, or to regain an interval in line,



## SECTION XV.



### MARKING TIME.

*Mark time.*

*Forward.*

On the word *Mark Time*, the foot then advancing completes its pace, after which the cadence is continued, without gaining any ground, but alternately throwing out the foot, and bringing it back square to the other. At the word *Forward*, the usual pace of thirty inches will be taken.

This Step is necessary when a column, division, &c. on the march, has to wait for the coming up of others.

## SECTION XVI.

## CHANGING THE FEET.

*Change Feet* { To change the feet in marching, the advance foot completes its pace, the ball of the other is brought up quickly to the heel of the advanced one, which instantly makes another step forward, so that the cadence may not be lost.

This may be required of an individual, who is stepping with a different foot from the rest of his division.

## SECTION XVII.

## WHEELING.

The Wheeling Step, or march, is 120 steps of 30 inches each, or 300 feet in a minute. The directions already given for the March in Quick Time relate equally to this step.

This is applied chiefly to the purpose of wheeling, and is the rate at which all bodies accomplish their wheels, the outward file stepping 33 inches, whether the wheel is from line into column, during the march in column, or from column into line.

In this time also, should divisions double, and move up, when passing obstacles in line.

*Right wheel.* { At the word, *Right Wheel*, the man on the right of the rank faces to the right; on the word *March*, they step off together, the whole turning their eyes to the left (the wheeling flank) except the man on the left of the rank, who looks inwards, and, during the wheel becomes a kind of base line for the other: to conform to, and maintain the uniformity of front. The outward wheeling man always lengthens his pace to 33 inches; the whole observe the same time, but each man shortening his step in proportion as he is nearer to the standing flank on which the wheel is made: during the wheel, the whole remain closed to the standing flank; that is, they touch, without incommoding their neighbour;

they must not stoop forward, but remain upright; the rear rank must be well looked up, and during the wheel must incline so as to cover the proper front rank men. Opening out from the standing flank is to be avoided; closing in upon it, during the wheel is to be resisted. On the word *Halt, dress*, each man halts immediately without pressing forward, looking to the flank from which they receive the word of command, to *dress*; and remain with their eyes turned, until they receive the word *Eyes front*. *Eyes Front*, when the whole remain perfectly steady.

To train Soldiers to wheel correctly, it should first be done at the Slow Step.—The instructor should continue the wheel for several revolutions of the circle, and also give the word *Halt, Dress*, at instants not expected, and when only a sixth or eighth or any smaller portion of the circle is completed.

### SECTION XVIII.

#### WHEELING ON A MOVEABLE PIVOT.

When the Company is marching to the front, and is ordered to change its direction to either flank, it receives the word *Right (or Left) shoulders forward*; upon which the outward file of the moved flank continues to step out at the full pace, and the wheel is performed (according to the principal explained in the foregoing section,) upon the inner file of the other flank, which brings the shoulder gradually round, and gaining ground sufficient to circle round the wheeling point, (where such is given,) marks time, until it receives the word *Forward*: But the wheel on the moveable pivot is always made at the same time at which the body may be moving. The commander gives the word *Forward*, when he sees that the rank has gained the front on which he intends to move in a perpendicular direction.

*Right or left  
shoulders  
forward.*

*Forward.*

## SECTION XIX.

## DRESSING WHEN HALTED.

*Dress.*

Dressing is to be taught equally by the left as by the right. On the word *Dress*, each individual will cast his eyes to the point to which he is ordered to dress, with the smallest turn possible of the head, but preserving the shoulders and body square to the front. The whole person of the man must move as may be necessary, and bending backward or forward is not to be permitted. He must take short quick steps, thereby gradually and exactly to gain his position, and on no account be suffered to attempt it by any sudden or violent alteration, which must infallibly derange whatever is beyond him. The faces of the men, and not their breasts or feet, are the line of dressing. Each man is to be able just to distinguish the lower part of the face of the second man beyond him.

In dressing, the eyes of the men are always turned to the Officer who gives the word *Dress*; and who is posted at the point by which the body halts; and who from that point corrects his men, on a point at or beyond his opposite flank.

The faults to be avoided, and generally committed by the Soldiers in dressing, are passing the line; the head too forward, and body kept back; the shoulders not square; the head turned too much.

All *Dressing* is to be made with as much alacrity as possible, and the dresser of each body, as he accomplishes the operation, will give the word, *Eyes Front*, that heads may be repluced square to the front. If the body to be dressed is extensive, as that of a battalion or parade, the dresser must place one division justly, before he proceeds on that which is beyond it: And great care must be taken that the Soldiers shall wait for the successive movements of the files nearest to the point of *Appui*; so that the dressing shall be taken up gradually from thence to the outer flanks, which by this means will avoid the error of passing the line.

When the leaders of Companies dress their divisions, the duty must be performed without noise or bawling to the men, which has an unsteady and unmilitary appearance. If it be

necessary to call any particular men to dress up or back, the caution must be given in such a low tone as to be heard only by the Company.

In dressing, the following words of command will be given :

*By the Right, Forward—Dress.*

*By the Right, Backward—Dress.*

*By the Left, Forward—Dress.*

*By the Left, Backward—Dress.*

*Eyes front.* { As soon as the dressing is accomplished, the words *Eyes Front*, will be given, that heads may be replaced, and remain square to the front.

No rank, or body, ought ever to be dressed, without the person on its flank appointed to dress it, determining, or at least supposing a line, on which the rank, or body, is to be formed, and for that purpose taking as his object the distant flank man, or a pivot beyond such flank, or a man thrown out on purpose ;—dressing must then be made gradually, and progressively, from the fixed point, towards the flank one ; and each man successively, but quickly, must be brought up into the true line, so as to become a new point, from whence the person directing proceeds in the correction of the others ; and he himself, when so directing, must take care that his person, or his eyes at least, be in the true line which he is then giving.



## SECTION XX.



### MARCHING TO THE FRONT AND REAR.

*Company,  
by the right  
(or left)  
March.*

The Company is to be particularly well dressed ; files correct ; arms carried ; the rear rank covering exactly, and each individual to have his just attitude and position. The march will be made by the right or left flank, and a proper trained man will therefore conduct it. The word *Company*, may be given as a caution, and at the word *March*, each man steps forward a full pace. The Soldier must not turn his head or eyes to the flank by which he is marching, as the turning of the shoulders would undoubtedly follow. His elbows must be kept steady, without constraint ; if they are open from his body, the next man must be pressed upon ; if

they are closed, there will arise an improper distance which must be filled up; in either case waving on the march will take place, which must be avoided.

To march straight forward is of the utmost consequence, and he who commands at the drill will take the greatest pains to make his Company perfect in this essential object:—for this purpose he will often place himself behind the flank file by which the squad is to move in marching, and take a point, or object, exactly in front of that file, and another in its rear; he will then command *March*, and, remaining in his place, he will direct the advance of the Company, by keeping the flank file always in a line with these objects. It is also from the rear, that the leaning back of the Soldier, and the bringing forward, or falling back of a shoulder, are soonest perceived; faults, which if not instantly rectified, will create confusion in a line, where one man, by bringing forward his shoulder, may change the direction of the march, and oblige the wing of a battalion to run, in order to keep dressed.

The flank man by which the Company is directed to march, should occasionally be taught, by placing a man in front of him, to take a distant point to march on, such as a tree, a rock, a steeple, or any object, that may be in a direct line with the man placed in his front.

In short, it is impossible to labour too much in making the Soldier move straight forward, keeping always the same front as when he commenced his march. This is effected by moving solely from the haunches, keeping the body steady, the shoulders square, and the head to the front; and it will be attained without difficulty, by strict attention to the rules given for marching, and a careful observance of an equal length of step, and an equal cadence, or time of march.

The Soldier must be frequently practised in changing the pace, without halting, from *Slow* to *Quick* and *Double*, and from *Quick* to *Slow Time*; as well as from *Quick* to *Double*, and from *Double* to *Quick Time*: but never from *Double* to *Slow* time, without a previous halt.



### SECTION XXI.



#### OPEN AND CLOSE ORDER ON THE MARCH.

*Rear Rank* { The Company, when moving to the front in slow time, receives the word *Rear Rank take Open Or-*

*take open order.* } *der*; on which the front rank continues its march, without altering the pace, and the rear rank marks the time, and steps off with the second step.

*Rear Rank take Close Order.* } On the word *Rear Rank take Close Order*, the Rear Rank steps nimbly up to Close Order, and instantly resumes the pace, at which the front rank has continued to march.



## SECTION XXII.

### MARCHING IN FILE TO A FLANK.

The accuracy of the March in file is so essential in all countermarches and all file movements, that the Soldier cannot be too much exercised in it.

*To the*—  
*Face*  
*Quick*  
*March.*

After *Facing*, and at the word *March*, the whole Company step off at the same instant, each replacing, or rather over-stepping, the foot of the man before him; that is, the right foot of the second man comes within the left foot of the first, and thus of every one, more or less overlapping, according to the closeness or openness of the files, and the length of step. The front rank will march straight along the given line: each soldier of that rank must look along the necks of those before him, and never to the right or left, otherwise a waving of the march will take place, and, of course, the loss and extension of the line and distance, whenever the body returns to its proper front. The men of the rear rank must look to, and regulate themselves by, their leaders of the front rank, and always dress in their file. Although file marching is in general made in quick time, yet it must also be practised and made in slow time. The same position of feet as above, takes place in all marching in front, where the rear rank is closed and locked up.

When companies are marching in files during any manœuvre, the Commander of the Company will lead the front rank; therefore when the movement is by the left; on the word *To the left Face*, he, and his covering Sergeant, will instantly shift to the left flank of his company by the rear; at the word *Quick*

*March* the whole step off together as before directed ; and on the word *Halt, Front*, the Commander and his Sergeant return to their posts on the right in the same manner.

—○○—

SECTION XXIII.

—◆—

WHEELING IN FILE.

The Company, when marching in file, must be accustomed to wheel its head to either flank ; each file following successively, without losing or increasing distance.—On this occasion, each file makes a separate wheel on a pivot moveable in a very small degree, but without altering its time of march, or the eyes of the rear ranks being turned from their front rank.—The front rank men, whether they are pivot men or not, must keep up to their distance, and the wheeling men must take a very extended step, and lose no time in moving on, but by gradually gaining the new from the old direction, avoid the sudden stop that would otherwise take place. The words of command are *right* or *left file*.

—○○—

SECTION XXIV.

—◆—

COUNTERMARCHING.

The Company, when it is to Countermarch, must always be considered as a division of a battalion in column ; the instructor of the drill will therefore, previous to his giving the caution to countermarch, signify whether the right or left are supposed to be in front, that the commander of the company, and his covering sergeant, may be placed on the pivot flank before such caution is given, as it is an invariable rule in the countermarch of the divisions of a column by files, that the facings be made from the flank, then the pivot one, to the one that is to become such.

The countermarch of the divisions of a column, each on its own ground, will generally be made by files, and it changes a column that is standing with its right in front, into a column with its left in front, and thereby enables it to return along the ground it has gone over, and to take new positions without al-



tering or inverting the proper front of the line. The countermarch by ranks has the same effect, and is more expeditious; it is peculiarly adapted to the close column where there is no room for the countermarch by files: all countermarches of the divisions of a column on their own ground will be made at the Quick, and never at the double March.

All countermarches necessarily change the pivot flank of columns. The colours cover the third files of men from the pivot, and must be ready to move up when the line is to be formed.



### COUNTERMARCH BY FILES.

- Right or left Face.*
- Quick March.*
- Halt, Front, Dress.*
1. On the word, *Right, or left, face*, the company faces, the commander of it immediately goes to the other flank, and his covering sergeant faces to the right about.—At the word *Quick March*, the whole, except the sergeant coverer, step off together, the company officer wheeling short round (to his left, if he has shifted to the right of the company; or to his right, if he has shifted to the left of it); and proceeds, followed by the company in file, until he has conducted his pivot front rank man close to his sergeant, who has remained immovable; he then gives the words *Halt, Front*, and *Dress*, squares, and closes his company on his sergeant, and then replaces him.



### COUNTERMARCH BY RANKS.

- Right and Left face.*
- Right or left countermarch, quick March.*
- Halt, front, dress.*
2. On the word *Face*, whether the right or left is in front, the front rank faces from the pivot, the rear rank to it; officers place themselves on the outward flank of their sergeants facing inwards, and the covering sergeants go to the right about.
- The whole step off together, the two ranks severally wheeling in single file, till the leading file of the front rank comes close to the covering sergeant; they then receive the word *Halt, Front, Dress*, from the officer who replaces the sergeant.

All countermarches by files necessarily tend to an extension of the files ; unity of step is therefore absolutely indispensable, and the greatest care must be taken that the wheel of each file be made close, quick, and at an increased length of step of the wheeling man, so as not to retard or lengthen out the march of the whole.

Companies, or their divisions, when brought up in file to a new line, are not to stand in that position, till the men cover each other minutely ; but the instant the leading man is at his point, they will receive the word *Halt, Front*, and in that situation close in and dress correctly.



## SECTION XXV.



### DIAGONAL MARCH.

*Right (or  
left) half  
turn.*

When the company or squad are marching to the front, and it is desired to take an oblique direction, the word *Right (or left) half turn* is given, and the men move on the diagonal lines upon which they are individually placed in echelon, as described in the half facings, Section 4.—And when it is intended to move to the original front without halting, the word *Front turn* is given, when each man will turn his body to the front and move forwards without checking the pace.

*Front turn.*

When the movement is performed to the left, the reverse of the foregoing instructions will take place.

During the diagonal march the outer flank will be the pivot for the time being ; for instance, when a squad or company is moving by the *Right half turn*, the right hand man must pay particular attention to the length of pace, and to move perpendicular to the line he took up when he made his half turn, as the accuracy of his movement may assist very much in preserving the division in its proper position : The other files must be careful that their right arms do not get beyond the centre of the mens backs who precede them in echelon ; and if they keep this position, their right feet will just clear the left of the preceding file.

NOTE.—It will be desirable that the instruction for the diagonal march should commence in a single rank without arms.

## SECTION XXVI.

## TURNING ON THE MARCH.

*Right turn.* } *Turning* on the march, in order to continue it, is necessary when companies, or their divisions, are moving in file, or by fours, and that without halting, it is eligible to make them move on in front; or

*Left turn.* } when marching in front, two deep or by fours, it is proper without halting to make them move on in file.

*Right about turn.* } This movement is applicable to companies, whereby the front is changed on the march without halting. On the word *Turn*, each individual soldier, without changing step, or cadence, comes to the right or left about on his own ground, and in his own person performing the movement in the time prescribed for three distinct paces, then marking

*Left about turn.* } time till he receives the word *Forward*, when he resumes the full pace to the front.

*Forward.*

## SECTION XXVII.

## FORMING COMPANY SUBDIVISIONS OR SECTIONS FROM FILE MARCHING.

*Front form Company sub-divisions or Sections.* } At this word of command, the leading file marks time, the remainder turn their bodies a whole face to the left, and wheel to the right, looking to the outward flank and feeling inwards, (that is to say,) if right in front, turn to the left, and if left in front turn to the right.

*Forward.* } As soon as the Quarter circle is completed, the word *Forward* is given, if the march is to be continued.

This movement is also applicable to moving by fours, either at the regular distance, or closed up.

On the leading file to the right form Company. { At this word of command, the leading file will halt and face to the right, the remainder of the company form on the left of the right file, by files in succession.

On the leading file to the left form Company. { The same rule is to be observed in forming to the left, with this difference, the leading file will halt and face to the left, and the remainder will form on the right by files in succession.

On the leading file to the right about, form Company. { At this word the leading file halts and faces to the right about, the remainder of the company march on in file and form on the left of the leading file in succession, and halt as they come into the line.

On the leading file to the left about, form Company. { The same rule is to be observed in this, with the difference of the leading file facing to the left about, and the remainder forming on the right.



## SECTION XXVIII.



## INCREASING AND DIMINISHING THE FRONT OF AN OPEN COLUMN HALTED.



## INCREASING.

Form Company. { The company standing in open column of subdivisions (suppose the right in front) receives from the instructor of the drill a caution to *Form Company*; upon which the covering sergeant will run out to mark the reverse flank, the instructor will instantly order, *Right subdivisions, right about three quarters face, Quick March*; and the reverse file will march straight to the covering sergeant.—When the subdivisions has obliqued so as to gain the line of the left subdivision, the commander gives the word *Halt, Front, Dress*, and takes post on the left, the pivot flank of company. The men front to the left from the right about three quarters face.—Vide Section 4.

Right Subdivisions, right about three quarters face; quick march  
Halt, front, dress.

## DIMINISHIN

On the cautionary command from the instructor of the drill or the Commanding Officer of the Battalion to *Form Sub-divisions*, the commander of the Company advances to mark the point where the left flank of the right Sub-division is to rest. The instructor of the drill, while the commander is advancing to that point, orders, *Right Sub-division, left half face, quick march*; and the file of the inner flank of the right Sub-division marches straight to the commander, and when it shall reach him, the Sub-division receives the word, *Halt, front, dress*. The commander remains on the left flank of the right Sub-division, and his Sergeant on that of the left.

It is to be observed, both in increasing and diminishing the front of an open column halted, that upon the usual caution, the reverse file of the pivot Sub-division falls back one pace to leave room for the flank of the reverse Sub-division, and upon the word *Halt, front*, it resumes its place.

The Sub-divisions or sections on the reverse flank, must always double in front of the pivot Sub-divisions, or sections. Thus, when the right is in front, the doubling will be in front of the left division: and, when the left is in front, it will be in front of the right division. When the front of a column is increased, the front Sub-divisions, or sections, make a three quarter's face to the right, and move by the diagonal march to the reverse flank; so that when the right is in front, the diagonal movement will be to the left and rear, and the reverse when the left is in front.



## SECTION XXIX.

INCREASING AND DIMINISHING THE FRONT  
OF AN OPEN COLUMN ON THE MARCH.

## INCREASING.

The Company marching in open column of Sub-divisions (suppose right in front,) receives from the instructor of the drill the cautionary command,

D

*Form Com-  
pany, right sub-  
division,  
right turn.*

*Front turn.*

*Form Company, right Sub-division, right turn*; the men at the word *Turn*, lengthen their pace to 33 inches, and when the division has cleared the extent of its own front, and the left Sub-division which has continued to march with the utmost steadiness, will have gained its inner flank; the commander of the Company will give the word *Front Turn*, to the right Sub-division, which will then move on in line with the left Sub-division, and the commander will take post on the pivot flank of the Company towards which he has been moving.

### DIMINISHING.

*Form Sub-  
divisions.*

*Right Sub-  
division, left  
half turn.*

*Front turn,  
quick.*

*Slow.*

When the instructor of the drill gives the caution to *Form Sub-divisions*, the commander of the Company advances to the proper distance in front, the instructor then gives the word, *Right Sub-division, left half turn*, and it instantly moves off at the *Double march*; if the column has been moving in quick time; and when the inner file of the reverse Sub-division shall reach the commander, he gives the words *Front turn, quick*, and the Sub-division takes up the step at which the pivot divisions of the column are moving. If the column has been marching in slow time, the reverse divisions double up in quick time, and resume the step of the pivot division at the word *slow*.

Upon the usual caution in diminishing, (as before mentioned in the directions for diminishing the front of a column halted), the reverse file of the pivot Sub-division will mark time one pace, to leave room for the diagonal advance of the right Sub-division; and when the flanks are clear, it will resume its place. The instructor of the drill must take particular care that the pivot divisions continue their march at the regular time and length of pace, and that the exact distances between the divisions are accurately preserved.

### SECTION XXX.

#### WHEELING FORWARD BY SUB-DIVISIONS FROM LINE.

*By sub-divi-  
sions, right  
wheel.*

On the caution by *Sub-divisions, right wheel*, the commander of the Company places himself one

pace in front of the centre of the right Sub-division, at the same time the men on the right on the front rank of each Sub-division face to the right. At the word *Quick march*, each Sub-division steps off in wheeling time, observing the directions given in Section 17. The commander of the Company turning towards the men of the leading Sub-division, and inclining to its left, (the proper pivot flank,) gives the word *Halt, dress*, for both Sub-divisions, as his wheeling man is taking the last step that finishes the wheel square; and instantly posts himself on the left, the pivot flank. The Sergeant coverer, during the wheel, goes round by the rear, and takes post on the pivot flank of the second Sub-division. It is to be observed, that the commander of the Company invariably takes post with the leading Sub-division; therefore, when the Company wheels by Sub-divisions to the left, the commander moves out to the centre of the left Sub-division, and during the wheel inclines towards the right, now become the proper pivot flank of the Sub-divisions.

*Form column of sub-divisions*  
*Right shoulders forward.*  
*Forward.*

The Company marching to the front may be wheeled into open column of Sub-divisions, or sections, on the moveable pivot, to either flank without halting; the instructor giving the word, *Form column of Sub-divisions (or sections.) Sub-divisions, (or sections,) right (or left) shoulders forward*—and then gives the word *Forward*, when the Sub-divisions have wheeled square into column.

The proper pivot flank in column is that which, when wheeled up to, preserves the divisions of the line in the natural order, and to their proper front: the other may be called the reverse flank. In column, divisions cover and dress to the proper pivot flank: to the left when the right is in front; and to the right when the left is in front.

—○○—  
 SECTION XXXI.

—◆—  
 WHEELING BACKWARDS BY SUB-DIVISIONS  
 FROM LINE.

[ The caution will be given, *The Company will wheel back into open column of Sub-divisions,*

*By sub-divisions on your left backward wheel.*

*right in front.* On the word of command, *By Sub-divisions, on your left backward wheel*, the commander of the Company moves out briskly and places himself in front of the centre of the right Sub-division.—The man on the left of each Sub-division at the same time faces to the right.

*Right about face—Quick march.*

When the pivots are dressed, the commander gives the word, *Right about face*.—*Quick march*, when the wheel will be performed in the manner directed in Section 17.—During the wheel, the commander of the Company turns towards his men, inclining at the same time to the left or pivot flank, and on completing the wheel gives the words *Halt, front, dress*, to both divisions: he and his covering Sergeant then place themselves on the left flank of their Sub-divisions.

When the column is intended to be left in front, the caution will be, *The Company will wheel back into open column of Sub-divisions, left in front*; and the word of command will be, *By Sub-divisions, on your right backward wheel*. When the wheel is completed, the commander will place himself on the right flank of his left Sub-division.



### SECTION XXXII.



#### MARCHING ON AN ALIGNEMENT, IN OPEN COLUMN OF SUB-DIVISIONS.

*The column will advance*

*March.*

The Company having wheeled backwards, by Sub-divisions from line, (as directed in the foregoing section,) and a distant marked object in the prolongation of the two pivot flanks being taken; the commander of the Company, who is now on the pivot flank of the leading Sub-division, immediately fixes on his intermediate points to march on.—On the word *March*, given by the commander of the drill, both divisions step off at the same instant; the leader of the first division marching with the utmost steadiness and equality of pace on the points he has taken; and the commander of the second division preserving the leader of the first in the exact line with the distant object, at the same time



he keeps the distance necessary for forming from the preceding division, which distance is to be taken from the front rank.—These objects are in themselves sufficient to occupy the whole attention of the leaders of the two divisions, therefore they must not look to, nor endeavour to correct the march of their divisions, which care must be entirely left to the Officers and non-commissioned Officers of the supernumerary rank.



### SECTION XXXIII.



#### WHEELING INTO LINE FROM OPEN COLUMN OF SUB-DIVISIONS.

*Halt.*

*By sub-divisions, left wheel into line.*

*Quick march*

*Halt, dress.*

*Eyes front.*

The Company being in open column of Sub-divisions, marching on the alignment, receives the word *Halt*, from the instructor of the drill; both divisions instantly halt, and the instructor sees that the leaders of the divisions are correct on the line on which they have moved; he then gives the word, (supposing the right of the Company to be in front,) *By Sub-divisions, left wheel into line*; on which the commander of the Company goes to the centre of his Sub-division, the two pivot men face to their left, exactly square with the alignment, and a Sergeant runs out and places himself in a line with them, so as to mark the precise point at which the right flank of the leading Sub-division is to halt, when it shall have completed its wheel.—At the word *Quick march*, the whole wheel up in wheeling time; during the wheel, the commander of the Company, turning towards his men, inclines to the wheeling flank, and gives the word *Halt, dress*, at the moment the wheel of the division is completed: the commander of the Company, if necessary, corrects the internal dressing of the Company on the Sergeant and pivot men: this dressing must be quickly made, and, when done, the commander of the Company gives the word *Eyes front*, in a moderate tone of voice, and takes post in line as directed in Section 5.

## SECTION XXXIV.

—◆—

**WHEELING INTO LINE FROM OPEN COLUMN OF  
SUB-DIVISIONS ON THE MARCH, ON A  
MOVEABLE PIVOT.**

*Wheel into line—Right shoulders forward.* { On the word of command, (supposing the right to be in front,) *Wheel into line, Sub-divisions right shoulders forward*, the pivot men of Sub-divisions face to their left, and mark time; the Sub-divisions at the same time bringing their shoulders forward in the manner directed in Section 18, and when the Company is in line will continue to mark time, until they shall receive from the instructor either the word *Forward*, or *Halt, dress*.

*Forward.*

In all wheels of a division of a column to form line, the flank man of the front rank on the hand wheeled to is the pivot, and not the Officer who may be upon that flank, and whose business is to conform to it.

All wheelings by Sub-divisions, or sections, from line into column, or from column into line, are performed on the word given by the commander of the battalion, when the whole of a battalion is at the same instant so to wheel; or on the word given by the commander of the Company, when Companies singly, or successively, so wheel; and are not to be repeated by the leaders of its divisions.

—◆—

SECTION XXXV.

—◆—

**TO FORM TO EITHER FLANK, FROM OPEN CO-  
LUMN OF SUB-DIVISIONS, OR SECTIONS.**

*Halt, left wheel into line, Quick march* { The Company marching in open column of Sub-divisions, right in front, to form to its left, receives the words, *Halt, left wheel into line, quick march, &c.* and proceeds as has already been directed in Section 33.

*To the right forward, form Company.*

*Left shoulders forward. Halt, dress.*

*Left half turn.*

*Front turn.*

*Left shoulders forward. Halt, dress.*

To form the Company to its right flank, the instructor of the drill gives the cautionary word of command, *To the right forward, form Company*; on which the commanders of the several divisions shift to the right flank, and the commander of the leading Sub-division, or section, instantly gives the word to his division, *Left shoulders forward*. When it has wheeled square, he orders, *Halt, dress*; and dresses it on the intended line of formation.—The commander of the other sub-division, on the leading one being ordered to wheel, gives the word, *To the left half turn*, and gradually inclines, so as to be able to march clear of the rear rank of the Sub-division forming: this being well effected, the word *Front turn*, will be given to the Sub-division, and it will move on in the rear of the one formed.—When the second Sub-division is arrived at the left flank of the first, its commander gives the word, *Left shoulders forward*, then *Halt, dress*; on which the division moves up into the line with the one formed: and its commander from the left of his first division, dresses his own on the given flank point, as quickly and as accurately as possible, and resumes his proper company place.

### SECTION XXXVI.

#### THE COMPANY IN OPEN COLUMN OF SUB-DIVISIONS TO PASS A SHORT DEFILE, BY BREAKING OFF FILES.

*Break off three files.*

*Three files left turn, right wheel.*

The Company is supposed in open column of sub-divisions, right in front; when the leading division is arrived within a few paces of the defile, it receives from the instructor of the drill, an order to break off a certain number of files, (suppose three).—The commander of the leading division instantly gives the words, *Three files on the right, left turn, right wheel*; the named files immediately turn to the left, and wheeling to the right, follow in file in rear of the right flank of the sub-division.—

When the second sub-division comes to the spot where the first division contracted its front, it will receive the same words of command from its own leader, and will proceed in like manner.

*Two files  
left turn.*

Should it be required to diminish the front of the column one or two files more, the commander of the leading division will, as before, order the desired number of files to turn: on which, those already in the rear will incline to the left, so as to cover the files now ordered to break off, and which turn to the left and wheel to the right in the manner already prescribed.

*Three files  
to the front.*

As the defilé widens, (or the instructor of the drill shall direct,) the commander of the leading sub-division will order files to move up to the front, by giving the word, *One, two, or three files to the front*: on which the named files turn to their front, (the right,) and lengthening their pace, march up, file by file, to the front of their sub-division, and immediately resume the march.—Those files which are to continue in the rear, will oblique to the right, lengthening also their step, till they cover, and are closed up to the right flank of their sub-divisions.

It is to be observed that in passing a defilé, the files always break off from the reverse flank.



### SECTION XXXVII.



#### TO FORM THE RALLYING SQUARE.

*Form the  
Rallying  
Square.*

The commander of the drill having caused the soldiers to fall out and disperse to a certain distance, will give the word, *Form the Rallying Square* at the same time placing himself facing the supposed enemy; the soldiers hasten to the person so posted, fixing bayonets and shouldering their arms as they reach him. The two first who join him form on his right and left, facing outwards. The three next place themselves in front of those posted, and three others to the rear, facing to the rear,

thus forming a square of three. The instructor will cause the next four men to take post at the several angles; and others as they come up will complete the different faces between these angles, which will form a square of five. If the front rank of either of the faces of the square should be incomplete, the instructor will fill the vacancies from the rear rank.

A square thus composed of twenty-four men (besides the person who is to rally,) and formed two deep, may be augmented to a square of seven, three deep, by four more men taking post at the angles, and others coming up to complete the faces as before; the square will then consist of forty-eight men, and may be augmented in the same manner to a square of nine, four deep, by the angles being occupied by four more men, and the faces filled up as before; and the square will then be composed of eighty men.

*If a mounted Officer is to rally the dispersed men*—He will give the words, *Form the Rallying Square*, and five men will form in his front, five in the rear, and three on the flanks; the rest of the formation proceeds as before.

*The square will move to the front.*

*Inwards face.*

*Quick March.*

*When the square is to march.*—In order to move with the necessary regularity previously to putting the square in motion, the instructor will cause the faces to be dressed; and after the caution that *The square will move to the front, rear, right, or left*, he will give the words, *Inwards face*, and it will face to the named face of the square, and step off accordingly at the word *Quick march*.

*Halt.*

*Prepare to resist Cavalry.*

*Ready.*

*To resist Cavalry.*—Upon the word *Halt*, the square will halt and face outwards, and when it is to *Prepare to resist Cavalry*;—upon the word *Ready*, the front rank only (if the square is two or three deep) will kneel; if four deep, the two front ranks will kneel, and plant their bayonets. If ordered to fire, the standing ranks only will commence an independent fire, bringing the firelock gradually up to the present.

In this manner small dispersed parties of skirmishers, from eight to eighty men, may be formed to resist any sudden attack of Cavalry in passing over open ground, when they are separated from the column of march.

THE  
MANUAL EXERCISE.

*Two pauses of the ordinary or slow march, between each motion.*

Words of  
Command.

EXPLANATION.

1st.

*Secure Arms.* 1st. Bring the right hand briskly up, and place it under the cock, the fore finger touching the back part of it, the thumb placed between the stock and barrel, and pointing to the muzzle, keeping the firelock steady.

2d. Quit the butt with the left hand, and seize the firelock with it at the swell, bringing the elbow close down upon the lock, carefully avoiding to raise or lower the shoulder; the right hand kept fast in this motion, and the piece still upright.

3d. Quit the right hand, giving the piece a cant with the four-fingers, and bring it down to your right side, bringing the firelock down to the *secure*, under the left arm, the elbow thrown a little to the rear, the guard *just* visible, the thumb on the sling, the fingers grasping the barrel, and the hand rather below the hip bone.

2d.

*Shoulder  
Arms.*

1st. Bring the firelock up to the perpendicular line, seizing it with the right hand under the cock, as the first motion of the *secure*.

2d. Quit the left hand, and strike the butt with the palm, grasping it at the same instant.

3d. Quit the right hand, and bring it smartly down to the right side.

3d.

*Order Arms.* 1st. Seize the firelock with the right hand at the lower loop, just at the swell, the elbow close to the body.

2d. Bring it down to the right side, to the *trail*, allowing the little finger to slip between the stock and barrel, the butt as low down as the arm will admit without constraint.

3d. Drop the heel of it on the ground, placing the muzzle against the hollow of the right shoulder, and the hand flat upon the side of the stock; the thumb only to appear on the sling.

4th.

*Fix Bayonets.* 1st. At the word "*Fix*," place the thumb of the right hand, as quick as possible, behind the barrel.

2d. As soon as the word of command is fully given, take a gripe of the firelock, and push the muzzle a little forward, grasping the bayonet with the left hand, the elbow kept well forward, so as not to interfere with the left-hand man, and fixing it with the utmost celerity. The instant this is done, return, as quick as possible, to the order, as above described, and stand perfectly steady.

5th.

*Shoulder  
Arms.*

1st. As soon as the word "*Shoulder*" is given, take a gripe of the firelock with the right hand, as in fixing bayonets.

2d. At the last word, "*Arms*," the fire-lock must be thrown, with the right hand, in one motion, and with as little appearance of effort as possible, into its proper position on the left shoulder. The hand crosses the body in so doing, but must instantly be withdrawn.

6th.

*Present Arms.* 1st. Seize the firelock with the right hand, under the guard, turning the lock to the front, but without moving it from the shoulder.

2d. Raise the firelock up from the shoulder to the *poise*, by placing the left hand upon the sling, fingers pointing upwards; the wrist upon the guard, and the point of the left thumb of equal height with,

and pointing to, the left eye; the piece to be kept perpendicular in this position, the left elbow close to the butt, and right elbow close to the body.

3d. Bring down the firelock with a quick motion, as low as the right hand will admit without constraint, making it tell with the left hand, drawing back the right foot at the same instant, so that the hollow of it may touch the left heel. The firelock in this position, with the guard to the front, to be totally supported in the left hand, and opposite to the left thigh; the right hand lightly holding the small of the butt; the fingers pointing rather downwards; the body to rest entirely on the left foot: both knees straight.

7th.

*Shoulder  
Arms.*

1st. By a turn of the right wrist, bring the firelock to its proper position on the left shoulder, making the motion tell, the left hand grasping the butt, and bringing up the right foot at the same instant to its original position.

2d. Quit the right hand briskly, and bring it down to the right side.

8th.

*Port Arms.*

At one motion throw the firelock from the shoulder across the body, meeting it smartly with both hands at the same instant, to a diagonal position, in which the lock is to be turned to the front, and at the height of the breast; the muzzle slanting upwards, so that the barrel may cross opposite the point of the left shoulder, with the butt proportionably depressed.

The right hand grasps the small of the butt, and the left holds the piece at the swell, close to the lower pipe; the thumbs of both hands pointing towards the muzzle; both elbows close to the body, the fingers of the left hand between the stock and barrel.

9th.

*Charge  
Bayonets.*

Make a half face to the right, the right leg straight off to the right, and the left toe full to the front, and bring down the firelock to nearly a horizontal position, with the muzzle inclining a little upwards, and the right wrist resting against the hollow of the thigh, below the hip.



10th.  
*Shoulder  
Arms.*

1st. Throw the firelock up to its proper position on the left shoulder, the left hand falling smartly on the butt, and grasping it, and at the same instant coming to your proper front.

2d. Quit the right hand smartly, and bring it down to the right side.

11th.  
*Advance  
Arms.*

1st. Seize the firelock with the right hand under the guard, turning the lock to the front, but without moving it from the shoulder.

2d. Raise the firelock up from the shoulder to the poise, by placing the left hand upon the sling, fingers pointing upwards, the wrist upon the guard, and the point of the left thumb of equal height with, and pointing to the left eye; the piece to be kept perpendicular in this position.

3d. Bring the firelock down to the right side with the right hand as low as it will admit without constraint, at the same time striking it smartly with the left hand at the swell, the guard between the thumb and fore-finger of the right hand, the three last fingers under the cock, with the guard to the front.

4th. Quit the left hand.

12th.  
*Order Arms.*

1st. At this word the left hand is brought smartly across the body, and seizes the firelock, with the fore-finger in line with the point of the right shoulder.

2d. Bring the firelock down as low as the left arm will admit, to the right side; at the same time let the right hand seize the top of the ramrod, between the second joint of the fore-finger and thumb, the whole of the fingers shut in the hand.

3d. Let the firelock drop on the ground, and the right hand be smartly brought to the position of ordered arms, quitting the left hand at the same instant.

13th.  
*Advance  
Arms.*

1st. At the word "*Advance*," the thumb of the right hand is slipt quickly in rear of the barrel.

At the word "*Arms*," it is brought to the advance by a sharp cant of the right hand; the left arm is brought across the body, to steady the firelock to the shoulder.

2d. Quit the left hand.

14th.

*Shoulder Arms.*

1st. Bring up the left hand, and seize the piece at the swell, raising it about an inch; at the same instant slip the thumb of the right hand under the cock, by a turn of the right wrist.

2d. Throw it smartly to its proper position on the left shoulder, the left hand falling smartly on the butt grasping it.

3d. Quit the right hand, and bring it to the right side.

*N. B.*—*In these motions great care must be taken to preserve the squareness of the body, and to avoid raising or sinking the shoulder.*

15th.

*Support Arms.*

1st. Seize the snail of the butt, under the lock, with the right hand, the thumb pointing upwards.

2d. Bring the left arm under the cock.

3d. Quit the right hand.

16th.

*Stand at Ease.*

At this word of command the right hand is brought smartly across the body, and seizes the firelock at the snail of the butt close up under the left arm, with the thumb of the right hand pointing upwards, the right foot drawn back, the left knee bent, and the firelock a little sloped.

17th.

*Attention.*

At this word of command the right hand is dropt smartly to the right side, and the right foot brought in line with the left.

18th.

*Carry Arms.*

1st. Seize the small of the butt, under the left arm, with the right hand.

2d. Smartly place the left hand grasping the butt, the firelock kept steady.

3d. Quit the right hand, at the same instant allowing the left arm to sink to the full extent.

20th. *Order Arms.* As prescribed in page 35.

20th.

*Unfix  
Bayonets.*

At the word "*Unfix*," slip the thumb of the right hand in rear of the barrel; at the last sound of the word "*Bayonets*," force the muzzle a little forward, bring the left hand smartly to the upper loop, the thumb pointing upwards. Strike the bow of the bayonet with the heel of the right hand so as to unfix it; let the bow fall over the thumb, and the two forefingers on the top of the socket, with the left hand force the muzzle of the firelock back to its proper position, at the same instant bring the thumb of the left hand on the top of the scabbard, for the purpose of guiding the bayonet into it; and bring the right hand smartly to the position of ordered arms.

21st.

*Stand at Ease.* As before directed.



### SECTION XXXVIII.



#### MOTIONS OF THE FIRELOCK AS PRACTICED BY LIGHT INFANTRY AND NOT INCLUDED IN THE MANUAL EXERCISE.

*Trail Arms.*

1st. At the word *Trail*, slip the thumb of the right hand between the barrel, taking a grip of the firelock as in the first motion of the shoulder arms.

2d. Throw up the firelock to a horizontal position at the right side, by shifting it through the fingers, until the edge of the hand and little finger are about two inches before the elevating site, the rear rank at the same time stepping back one regular pace; the firelock must be held steady in this position, at the full extent of the arm, and elbows close.

## TO SHOULDER FROM THE TRAIL.

- Shoulder Arms.* { The firelock will be thrown smartly up into the hollow of the left shoulder, and the right hand will be withdrawn as quick as possible down by the right side, the rear rank at the same time closing up to one regular pace; their proper distance.
- Slope Arms.* { At this word of command, the firelock is to be slid up from the carry until the trigger guard just touches the shoulder, the lower part of the arm to be nearly horizontal; both elbows in a line, and close to the body which will give the due projection to the butt; the position of the fingers and thumb upon the butt is to be the same, as when the firelock is carried on the left shoulder.
- Stand at Ease.* { On the word "Ease" bring the right hand smartly across the body, placing it on the left hand, both thumbs on the fore part of the heel of the butt, that of the left hand uppermost, and drawing the right foot back at the same instant, the left knee bent.
- Attention.* { At this word of command resume the attitude of attention, by bringing the right hand smartly to the right side, and the right foot in line with the left.

## TO CARRY ARMS FROM THE SLOPE.

- Carry arms.* { At this word of command the firelock will be slipped down to the position of shoulder arms, at the same time seizing it with the right hand as directed in the first motion for ordering arms, the other two motions are the same as in ordering arms.

## TO TRAIL ARMS FROM THE SLOPE.

- Trail arms.* { This is performed in two motions, the first motion is the same as in ordering arms from the slope.  
2d. Bring down the firelock with the right hand to the horizontal trail.

## TO TRAIL ARMS FROM THE SHOULDERED POSITION.

- Trail arms.* { 1st. Seize the firelock with the right hand as directed for ordering arms.  
2d. Bring it down to the horizontal trail.

## HALTING AND DRESSING WHEN THE MEN ARE AT SLOPED, OR TRAILED ARMS.

- Halt, dress.* { As soldiers ought never to halt or dress but with carried arms; upon the word *Halt, Dress*, being given, the men instantly carry arms, without waiting for any other word of command; nor should a division ever be suffered to wheel on a halted pivot with sloped arms.

If the commanding officer should omit to give the word "*Carry Arms*," the men must, at the word *Quick March*, instantly carry arms, and step off without the least delay.

## SECTION XXXIX.

### METHOD OF PILING ARMS TWO DEEP.

- Pile arms.* { The company standing in close order with ordered arms, and told off by threes, the word "*Pile*" is then given, the whole of the company slip the thumb of the right hand in rear of the barrel of the firelock, at the same time drawing back their right feet, in order to face to their right, with the exception of numbers two in the rear rank, they advance their right feet in the hollow of the left, in order to face to the left. The word "*Arms*" is then given, the whole of the front rank, and one and three of the rear, face to the right; one and three files of the front rank turn the firelock on the heel of the butt with the sling towards them. One and three files of the rear rank turn the firelock on the heel of the butt with the sling from them, which brings the lock outwards: having done this, they lock their ramrods together, still bearing them well up so as to shew an interval. Number two file of the front rank throws his firelock to the rear as he then

stands, and brings his left hand on number one's muzzle, and completes that pile; having done that, he remains perfectly steady faced to the right; in piling with number three, the front and rear ranks have already locked their ramrods. Number two of the rear rank throws his firelock off to his own rear as he then stands, and completes number three pile by bringing his left hand on the muzzle of the firelock; having done this he faces to his right-about, and remains steady.

### UNPILE ARMS.

*Unpile arms.*

At the word "*Unpile*," the whole advance their right feet in the hollow of the left, and seize their firelocks at the top brass, thumbs pointing upwards, the files numbered two of the rear rank must work well round on the hips to reach their firelocks: at the word "*Arms*," the whole snatch their firelocks smartly towards them, and front at the same time.

### SECTION XL.

#### PIKE EXERCISE.

The Pike must be justly placed in the right hand, with the end of the shaft resting on the middle part of the forefinger; the thumb and three last fingers grasping it; with the back of the hand a little to the front, and in line with the front part of the thigh, the shaft resting against the hollow of the shoulder.

1st.

*Order arms.*

1st. Bring the left hand across the body, and seize the shaft with the little finger in a line with the point of the right shoulder.

2d. Lower it to the extent of the left arm, and at the same instant bend the right arm, and seize it in a line with the right shoulder.

3d. Drop it on the ground in line with the middle part of the foot, placing the thumb of the right hand in front of the shaft, and the fingers extended down by the side of it, at the same instant quit the left hand.

2d.

*Shoulder arms.*

1st. At the word "*Shoulder*," slip the thumb behind the shaft, and bring the fingers round to the front at the last word "*Arms*;" give it a smart cant up to the shoulder, bringing the left hand across the body to steady the pike; the left hand is then to be quickly withdrawn.

3d.

*Port arms.*

Drop the pike across the body, seizing it with the left hand, in line with the point of the left shoulder.

4th.

*Charge bayonets.*

Turn a half face to the right on both heels, and lower the pike to a horizontal position, with the shaft touching the right hip, and right arm extended to the rear,

5th.

*Shoulder arms.*

1st. Come square to the front, and raise the pike to its position on the right shoulder, bringing the left hand at the same time across the body, to steady it.  
2d. Quit the left hand,

6th.

*Support arms.*

Let the pike slope over the shoulder in proportion to the men's firelocks, when sloped.

7th.

*Stand at Ease.*

Bring the left hand across the body, and seize the shaft about the middle of that part below the hollow of the right shoulder; the feet to be as already explained.

8th.

*Attention.*

Spring up, and quit the left hand.

9th.

*Carry arms.*

1st. Sink the right arm to its extent, bring the left hand across the body, to steady the pike.  
2d. Quit the left hand,

10th.

*Slope arms.*

The same as the support.

11th.

*Stand at Ease.*

As at the support.

12th.

*Attention.* As at the support.

13th.

*Carry arms.* As from the support.

14th.

*Recover  
arms.*

Bring the pike in a perpendicular position in front of the body, with the end of the shaft resting on the fore-finger, as at the shoulder, at the same time bring the left hand up, and seize it between the last joint of the fore-finger and thumb, with the elbow and hand in a line with the shoulder.

15th.

*Shoulder  
arms.*

1st. Place the pike to the shouldered position, closing the left elbow to the body, with the hand straight across the shaft, to keep it steady.  
2d. Quit the left hand.

N. B. In taking up an alignment, the pike is to be brought before the body in a perpendicular direction, with both elbows close, the left hand holding it at about the height of the breast, and the end of the shaft resting on the fore-finger, as above directed for the *recover*.

Sergeants in line during the performance of the Manual Exercise will *order, shoulder, port and charge, support and slope*, with the men.



SECTION XLI.



PLATOON EXERCISE.



TWO DEEP, BOTH RANKS STANDING.

*Ready.*

On the word *Ready*, both ranks fix their eyes on an object in front, bring down their firelocks to a horizontal position, on the right side; the left hand holding the firelock near the swell, and the right grasping the small of the butt. The firelocks of the front rank in a line with the haunches, at the same time facing the twelfth of a circle to the right, which brings the left toes direct to the front, and the front rank step about six inches in a diagonal direction, with the right feet, *i. e.* four inches to the right, and four inches to the rear. The rear rank step, with the right feet as far to the right, as will bring the right toe of each man close to the hollow of the left foot of their right hand man, so that the feet will be at right angles. The right elbow is to be nimbly raised a little, placing the thumb upon the cock; then dropping the elbow as quick as possible, forcing down the cock with the thumb, and afterwards replace the right hand on the small of the butt. From the left arms being brought across the body, the left shoulders of both ranks must necessarily be brought forward in a small degree, but the body must be preserved as square to the front as possible, without producing constraint, the elbows to be close.

*Present.*

On the word *Present*, both ranks bring up their firelock to the Present, each man slowly and independently levelling at the particular object his eye has fixed upon, and as soon as he has covered it, fires of his own accord; the rear rank men support the weight of their bodies principally on the right

*Load.* leg, the knee of which is to be bent, to enable them to present to the right of their front files; the elbows must not be projected; as soon as the instructor sees that the whole have fired, he will give the word *Load*, when the firelocks will be brought down from the present, to the position described for making ready, at the same time seizing the cock with the fore finger and thumb of the right hand, the feet to be kept steady.

*Half cock.* 2d. Half cock by drawing back the right elbow briskly, bringing it down on the butt of the firelock,

*Handle Cartridge.* { 1st. Drag the cartridge from the pouch.  
2d. Bring it to the mouth, holding it between the fore finger and thumb, and bite off the top of the cartridge.

*Prime.* { 1st. Shake some powder into the pan.  
2d. Shut the pan with the three last fingers.  
3d. Seize the small of the butt with the above three fingers.

*'Bout.* { 1st. The firelocks of the front rank are to be dropped smartly on the ground, the butts projecting four or five inches before the left toes, the barrels to the front, so that no part of the firelock will be between the right hand and the ramrod, the muzzles must not be slanted beyond the right shoulders. The position of the body and the feet of the front rank is not to vary in the smallest degree during the performance of the Platoon Exercise.

The rear rank at the word *'Bout* will make a half face to the right, and step about ten inches to the rear, with the right feet, by this means, the left feet will be at a right angle with the original front of the divisions; and at the same time forming a similar angle with the present position of the right feet, the right knee to be bent, the principal weight of the body resting upon the right leg; the firelock to be slanting, the lock uppermost, and the flat part of the butt crossing the fore part of the left foot.

2d. Shake the powder into the barrel, putting in after it, the paper and ball.

3d. Seize the top of the ramrod with the fore finger and thumb.

*Draw  
Ram Rods.*

- 1st. Force the ramrod half out, and seize it back handed exactly in the middle.
- 2d. Draw it entirely out, and turning it with the whole hand and arm extended from you; put it one inch into the barrel.

*Ram down  
Cartridge.*

- 1st. Push the ramrod down, holding it as before, exactly in the middle, till the hand touches the muzzle.
- 2d. Slip the forefinger and thumb to the upper end without letting the ramrod fall farther into the barrel.
- 3d. Push the cartridge well down to the bottom.
- 4th. Strike it two very quick strokes with the ramrod.

*Return  
Ramrods.*

- 1st. Draw the ramrod half out, catching it back handed.
- 2d. Draw it entirely out, turning it very briskly from you, with the arm extended, and put it into the loops, forcing it as quick as possible to the bottom.

At the word *Two*, (when the battalion is going through the Platoon Exercise by signal from a fogle man, the word *Two* will not be given, the motions of the fogle man being sufficient) the firelocks will be brought to the horizontal position of making ready, the rear rank resuming the proper position of the feet.

*Shoulder  
Arms.*

The firelocks will be shouldered in the same manner as if the company had been at charge bayonets, and the feet are to be placed at the same time in the proper position.

N. B.—When the battalion is to go through the platoon exercise at a review, they will commence with the word *Prime and Load*.



## SECTION XLII.



### EXPLANATION OF PRIMING AND LOADING.

*Prime and  
Load.*

- 1st. Bring the firelock down in one motion to the horizontal priming position, the thumb of the right hand placed against the pan cover, or steel;

the fingers clenched, and the elbow a little turned out, so that the wrist may be clear of the cock.

2d. Open the pan, by throwing up the steel with a strong motion of the right arm, turning the elbow in, and keeping the firelock steady in the left hand.

3d. Bring your hand around to the pouch, and draw out the cartridge.

The rest as before described, except that in loading, (when not performed at the drill by separate words of command.) The different motions are to be done with as much dispatch as possible, every man coming to the position of making ready as soon as his ramrod is returned.



### SECTION XLIII.

#### TO FIRE THREE DEEP, FRONT RANK KNEELING, CENTRE AND REAR RANK STANDING.

*Ready.* { 1st. On the word *Ready*, the front rank men sink smartly down on their right knees in such a manner, that the left leg is perfectly perpendicular to the ground.

2d. Bring down the firelock in exactly the same manner as front rank standing, and throw the right legsto the rear, between the legs of the centre rank men, (the left side of the right knees is directly to the rear of the right side of the left foot ;) in this position they cock and prime in the same manner as front rank standing, the centre and rear rank make ready in the same manner as two deep standing.

*Present.* { The ranks present and fire in the manner already described for two ranks standing.

*Load.* { On this word of command, the kneeling rank after having primed, &c. bring the firelocks smartly round to the left side close to the left thigh, the muzzle three inches behind the left knee. It is the left hand that moves the firelock from the right side to the left, and the right hand is brought across the body, to accomplish the loading. After loading, the firelock is raised, and advanced to the front by

the left hand, and the position of making ready is resumed. The centre rank loads in exactly the same manner as the front rank standing, the butts being to the right of the right thigh of the front rank men. The rear rank load in the same manner as rear rank two deep standing.

*Cease firing.* { On the signal *Cease Firing*, the front rank resumes its standing position, and shoulders arms.



### SECTION XLIV.

#### FIRING AND LOADING TWO DEEP, BOTH RANKS KNEELING.

*Ready.* { Both ranks sink smartly down on their right knees, and throw back their right legs; in the front rank, the left side of the right knees is directly to the rear of the right side of the left foot, but the rear rank carries the right knee about four inches to the right; the left legs of both must be perpendicular, the front and rear ranks respectively bring down their firelocks to the same position, as front and rear ranks standing.

*P'sent.* The same as two ranks standing.

*Load.* { The front rank men in loading, bring round their firelocks to the left side, and throw their butts to the rear, so that the barrels may be close to their left thigh, and the muzzle three inches behind the left knees; the left hand moves the firelock from the right side to the left and the right is brought across the body to accomplish the loading. After loading, the firelock is raised, and advanced to the front by the left hand, to the position of making ready. The rear rank men turn the body to the right in a small degree, lean well to the rear, and throw the butts in front, so that the firelock may be in contact with the right thigh of the front rank men, and the muzzle in line with the hip bone; they then resume their original position for making ready.

## SECTION XLV.

## ATTENTION IN FILE FIRING.

Great care must be taken in file firing, that it is not hurried; and that the men *Present* deliberately, bringing up the firelock gradually and looking at their object before they fire,—otherwise, it will lose all its effect against an enemy. The value of a soldier's ammunition, and a jealousy of its expenditure without effect, must be carefully inculcated;—for in proportion as a cool and well directed fire serves to distract and throw an enemy into disorder, so is a wild, confused, and hurried fire, (which is always without effect,) calculated to give him confidence and a contempt for his opponent:—It is impossible, therefore, to labour too much at giving to soldiers the habit of steady, cool, and effective firing. They should be practised to aim from a hollow at objects on high ground, and from the latter at objects in a hollow, as well as in all the different inequalities of surface. They should likewise be practised, as frequently as possible, to fire with ball; but the difficulty of finding situations in which this kind of practice could be carried on, must of course retard the perfection at which the soldier should arrive: Much, however, may be done by careful instruction, even with blank cartridge; and commanding officers must direct their special attention to the detailed instructions upon this important subject, which are annexed to the Manual and Platoon Exercise. According to these principles, file firing must be conducted slowly and deliberately. Each file must bring up the piece to the present at the same time, but the rear rank man must not fire until the front rank man has fired; and the front rank man must always reserve his fire until the file he follows has fired: If this is carefully attended to, no hurry, and consequent loss of fire and intermission of firing can ensue.

*Street firing*

An effective successive fire of divisions may be given by a column at open, half, or quarter distance, when formed in a street, or in narrow ground where deployment is impracticable:—It will be performed in the following manner:—The leading division will stand fast, and the remaining divisions will *form four deep*:—The leading division will give its file, and *Shoulder Arms,—form four deep*, and go to the *right about*, passing through the intervals of the rear companies. The moment the front of

No. 2 is clear, it will form two deep, and give its fire.—*Shoulder Arms*,—*Form four deep*,—go to the *right about*, and retire as before. As each company gains the rear in succession, it *Halts, Fronts*, and *Loads*. In this movement, when each company retires through the intervals of those in its rear, the Officer Commanding it places himself directly in *front* of his pivot file, and passes with it through the interval, that he may not disturb the officers on the flanks of the other divisions.

This mode of firing is particularly applicable to the advance of a column into a fortified or open town, but it may be adapted to a variety of occasions, where the nature of the ground or other circumstances render it desirable.

*Firing in  
Square.*

In firing in square the two front ranks should come to the kneeling position (on preparing to receive Cavalry) without cocking; because, when they are not required to fire, which can seldom be the case from each of the four faces at the same time, there is an awkwardness in half cocking while in that constrained position. Each face will therefore fire when required, and will cock as usual at the previous word *Ready*. The standing ranks in square will fire independently from the right of faces, as already explained.



## SECTION XLVI.



### TO FIRE A FEU DE JOIE.

The line drawn up at open order, (double distance) with shouldered arms, and bayonets fixed,

*With Blank  
Cartridge,  
Prime and  
Load.*

In quick time, as per Regulation.

*Ready.*

After loading, remain quarter-faced to the right, firelocks to be brought smartly to the recover and cock.

*Present.*

Elevated in the air.

The right hand man of the front rank commences the fire, which will run down the front and up the rear, as quick as possible. When the right hand man of the rear rank has fired, the whole will glance their eyes to the right, to bring the firelock to the priming position, and when loaded they will remain steady, waiting for the word,

*Ready Present.* { As before directed.

The same to be repeated a third time.

After the third fire, the whole will glance their eyes to the right, to bring the firelock to the port together.

*Half cock Arms.*

{ Place the thumb of the right hand in front of the cock-screw, and the fore-finger at the same time upon the trigger; the cock is then to be drawn a little back, and the trigger to be drawn so as to disengage the catch; the cock to be gently let down till the edge of the flint touches the hammer; then quit the trigger and draw back the cock to the catch of the half-cock; the small of the butt to be seized with the right hand, and the right foot brought up to the left.

*Shoulder Arms.  
Shut Pans.  
Present arms.  
Shoulder arms.  
Order arms.* { As before directed.

Three Cheers.



## SECTION XLVII.

### MANNER OF INSPECTING A COMPANY ON PARADE.

*Attention.* As per Regulation.  
*Fix Bayonets.* As directed.  
*Shoulder Arms.* As already directed.  
*Rear Rank take Open Order, March.* { As already directed.



*Open Pan.* { 1st. Bring the right hand across the body, place the fore finger on the face of the pan.  
2d. Force the pan open with the fore finger, turning the back of the hand against the barrel.  
3d. Quit the right hand.

*Slope Arms.* As directed in page 40.

The inspection of Arms is now to take place.

*Carry Arms.* As already directed.

*Shut Pan.* { 1st. Bring the right hand across the body;—place the fore finger on the back of the pan cover, elbow close to the body.  
2d. Force the pan down.  
3d. Quit the right hand.

*Order Arms.* As already directed.

*Examine Arms.* { At the word "*Examine*," slip the thumb in rear of the barrel, at the word "*Arms*," face to the right, bringing the butt between the feet, sling towards the body, holding the firelock with the left hand, at the full extent of the arm; draw the ramrod, let it down the barrel, and quit the right hand. When the officer comes within a pace, draw the ramrod and place it on the upper brass, nine inches to the front, fore finger one inch in rear of the brass, elbow square, and arm above the ramrod.

*Return Ramrods.* { Return the ramrod, shifting the firelock on the right side.

An inspection of the appointments, clothing, &c. is now to be made.

*Unfix Bayonets.* { As directed.

*Rear Rank take close Order, March,* { As before directed.

*Stand at Ease.* As before directed.

## SECTION XLVIII.

MODE TO BE OBSERVED IN DISMISSING A  
COMPANY OFF PARADE.

- Recover Arms.* { Bring the firelock to the recover, by throwing it briskly out of the left hand, (if with shouldered arms,) the guard to the front, the cock resting against the left breast, the left hand seizes the firelock above the lock, and the right hand grasps the small of the butt.
- Ease Springs.* { At this word, the firelock is kept steady at the recover, the pan thrown open with the thumb of the right hand, and the cock let easy down with the fore finger and thumb of the same hand.
- Right Face.* In the manner prescribed by regulation.
- Lodge Arms* { At this word, the whole drop their firelocks smartly to the *port*, the front rank spring off to the left, the rear rank to the right, break off, and quit the parade without noise.

*N. B.*—In turning in a *Guard* or *Picquet*, the same mode is to be observed, with the exception of *easing Springs*.

## SECTION XLIX.

## BALL FIRING.

When the soldier has gone through the blank cartridge drill, he will, as soon as opportunity offers, practise at a target with ball.

The first target for the instruction of soldiers is to be *round*, eight feet in diameter, and the practice will commence at a distance of *thirty* yards, (or nearer, if necessary,) so that it will be almost impossible that the soldier should miss it. This method is intended to produce confidence in the young soldier, at the commencement of his practice, instead of the system hitherto observed, of placing him in front of a small target at a long range, and by this means frequently producing in the

mind of the soldier (from constantly missing) a degree of despair of ever becoming a good shot. On the contrary, finding that he always hits at a certain distance, confidence ensues, and he feels determined to command his object at an increased range ever afterwards.

The range will be increased by degrees to 50—80—100 yards, at the same target; and when the soldiers are individually steady at these distances, the instructor will fire them by files, increasing the distance from 50 yards upwards, changing ranks occasionally—then by sections—and lastly by platoon.

The soldier will now practise at a target of six feet by two, as the last of his drill. This target will be divided by black lines into three compartments, *upper*, *centre*, and *lower* divisions, (the centre division having a bull's eye of eight inches diameter in its centre, surrounded, at two inches distance, by a circle of an inch broad,) and be placed at a range of 80 yards, which distance will be increased, as improvement takes place, to 100, 150, and 200 yards.

This division of the target is necessary, in order to correct any soldier's general line of fire, by referring to former practice reports, where his shots have been inserted—as for instance, "always fires low, &c."—The reports must be correctly copied into a book kept by each company for the purpose; and signed by the officer who superintended the practice, according to the following form.

Report of the Target Practice of Captain								Company,	
on the		day of		182					
No.	NAMES.	Dist.	Hits.			Total Hits.	Total misses.	Number of Rounds.	REMARKS.
		yards.	Upper	Centre	Lower				
1	Sergt. J. Adam,	100	1	...	2	3	3	6	
2	Cor. B. Brown,	...	...	+	3	4	2	6	Outer Circle.
3	Drum. C. Grant,	...	2	o	...	3	3	6	o Bull's eye.
4	Pri. Alexander,	...	...	...	...	...	...	...	In Hospital.
Total.....		...	3	2	5	10	8	18	

(Signed)

J. D. Captain.

N. B.—This form will enable any Commanding Officer to judge of the proficiency of his Companies, and any General of his Battalions, by comparison with others.

DIRECTIONS  
FOR  
**FUNERAL PARTIES.**

---

The party appointed for the escort, according to the rank of the deceased, is to be drawn up two deep, with open ranks and unfixed bayonets, facing the house, or marquee, where the corpse is lodged; and when it is brought out, the officer commanding will give the following words of command:

**PRESENT ARMS.**

**REVERSE ARMS.**

---

**EXPLANATION FOR REVERSING ARMS.**

The right hand strikes the butt of the firelock, which is turned upwards; the guard turned towards the body; the firelock is then placed under the left arm, seizing the cock and hammer with the fore finger and thumb of the left hand. The right hand is thrown behind the body, and grasps the firelock; the right heel at the same time is brought to its original position.

The officers swords are reversed under the right arm; the point of the sword downwards, grasping the hilt with the right hand.

The sergeants pikes to be reversed under the left arm; the pike upwards, and the right hand thrown behind the back, grasping the shaft

**REAR RANKS TAKE CLOSE ORDER.**

The party will then wheel forwards or backwards by divisions, or sub-divisions, as circumstances may require, and will stand in column, left in front, until the procession is ready, when the ranks will be opened by word of command.

## MARCH.

The party moves off in ordinary time, followed by the music, with drums muffled, playing the Dead March.

### THE CORPSE.

PALL-BEARERS OF EQUAL RANK WITH THE DECEASED.

CHIEF MOURNERS.

OFFICERS TWO AND TWO.

According to rank, the juniors next to the body of the deceased.

When the first division of the funeral party arrives near the burial-ground, the word of command "*Halt*," is given, and the officer commanding will order the ranks of the divisions to wheel to the right and left, having been previously told off for that purpose, and facing inwards, forming a lane for the corpse to pass through.

REST UPON YOUR ARMS REVERSED.

#### EXPLANATION.

The firelock is quited by the right hand, and brought to a perpendicular position; the muzzle placed upon the toes of the left foot. The right and left hands open are placed upon the butt end of the firelock.

The soldier's head leaning on the back of the left hand, so as to look towards the corpse.

The corpse, &c. having passed through the lane, the word "*Attention*," is given, on which the soldiers raise their heads.

#### REVERSE ARMS.

The ranks are then wheeled up, and at "*Open Order*," move in ordinary time, and form in line in same order, near to and facing the grave.

The command will then be given,

REST UPON YOUR ARMS REVERSED.

After the performance of the Funeral Service, the following words of command are given :

## ATTENTION.

## PRESENT ARMS,

by seizing the firelock with the left hand at the swell, the right hand shifted, and both holding the firelock in the position of *Presented Arms*.

## SHOULDER ARMS.

PRIME AND LOAD WITH BLANK CARTRIDGE  
AND SHOULDER,

## FIRE THREE VOLLIES IN THE AIR.

## ORDER ARMS.

## FIX BAYONETS.

## SHOULDER ARMS.

## REAR RANK TAKE CLOSE ORDER.

Wheel backwards by divisions on the left, and march to camp or barracks, the right in front, quick time.

In marching back, the music are not to play or the drums to beat, until the party is entirely clear of the burying-ground.

N. B. *In the funerals of General Officers, the arrangement of the prescribed number of pieces of cannon, and of the different troops, must be made under the superintendence of the General Officer commanding the whole, and must necessarily depend on local circumstances.*

---

In pursuance of the foregoing instructions, and on the principles they contain, every company of a battalion must be frequently exercised by its own officers, each superintending a rank or an allotted part of the whole movement. On a space of 70 or 80 yards square, every movement and formation may be practised that is necessary to qualify it for the operations of the battalion. Officers should be instructed in the exercise of the sword; and they must be habituated to give their words of command with energy and precision.—Every Officer, on first joining a regiment, must be drilled and exercised until he shall have a perfect knowledge of all the detail of drill required from a soldier. He cannot be considered capable of instructing the men under his command, nor be permitted to take the command of a company in the battalion, until he is master of all these points.

## PART II.

### SECTION LI.

#### FORMATION OF THE BATTALION.

The Battalion is composed of Eight or Ten Companies, viz.—

*Strength of the Battalion.* { One Grenadier Company,  
Six or eight Battalion Companies,  
One Light Company.

*Formation of the Battalion.* { When the companies join, and the battalion is formed, there is to be no interval between any of them, Grenadier, Light Company, or other; but every part of the front of the battalion should be equally strong.  
Each company which makes a part of the same line, and is to act in it, must be formed and arranged in the same manner.

*Position of the Companies in Battalion.* { The companies will draw up as follows from right to left according to the regimental rank of their respective Captains; viz.—Grenadiers;—1st Captain; 3d Captain;—5th Captain;—6th Captain;—4th Captain;—2d Captain;—Light Company.

*Divisions.* { The battalion will be told off as follows, viz.—Four grand divisions,—eight companies,—sixteen sub-divisions,—thirty-two sections, the battalion is also divided into right and left wings.

The battalion companies will be numbered from the right to the left, 1, 2, 3, 4, 5, 6.—The sub-divisions will be termed right and left of each,—the sections will be numbered 1, 2, 3, 4, of each,—the Grenadier and Light Companies will be numbered separately in the same manner, and with the addition of those distinctions. These several appellations will be preserved, whether faced to front or rear.

*Companies equalized.* } The companies must be equalized in point of numbers, at all times when the battalion is formed for field movement; and could the battalions of a line, also be equalized, the greatest advantage would arise; but though from the different strengths of battalions, this cannot take place, yet the first requisite always must; and is indispensable.

---

SECTION LII.

---

FORMATION OF THE BATTALION AT CLOSE ORDER.

Ranks are at the distance of one pace, except the third, or supernumerary rank, which has three paces.

All the Field Officers and the Adjutant are mounted.

The commanding Officer is the only officer advanced in front, for the general purpose of exercise when the battalion is single; but in the march in line, and in the firings, he is in the rear of the colours.

The Lieutenant-Colonel is behind the colours, twelve paces from the rear rank.

The first Major is six paces in rear of the second battalion company from the right flank: the second Major at the same distance in rear of the second battalion company from the left flank: the adjutant at the same distance in rear of the colours.

One officer is on the right of the front rank of each company, and one on the left of the battalion; all these are covered in the rear rank by their respective sergeants: and the remaining officers and sergeants are in a third rank behind their companies.

The colors are placed between the third and fourth battalion companies,† both in the front rank, and each covered by a non-commissioned officer, or a steady man in the rear rank. One sergeant is in the front rank betwixt the colours; he is covered by a second sergeant in the rear rank, and by a third in the supernumerary rank. The sole business of these three sergeants

† When the battalion consists of ten companies, the colours will be placed between the fourth and fifth battalion companies.



is, when the battalion moves in line, to advance and direct the march as hereafter mentioned. The place of the first of those sergeants, when they do move out, is preserved by a named officer or sergeant, who moves up from the supernumerary rank for that purpose.

*Use of the third or supernumerary rank.*

The third rank is at three paces distance when halted or marching in line. When marching in column, it must close up to the distance of the other ranks. The essential use of the third rank is, to keep the others closed up to the front during the attack, and to prevent any break beginning in the rear: on this important service, too many officers and non-commissioned officers cannot be employed. The Pioneers are assembled behind the centre, formed two deep, and nine paces from the third rank.

The drummers of the six battalion companies are assembled in two divisions, six paces behind the third rank of their first and sixth companies.—The Grenadier and Light company drummers and fifers are six paces behind their respective companies.

The musicians are three paces behind the pioneers in a single rank, and at all times, as well as the drummers and pioneers, are formed at loose files, only occupying no more space than is necessary.

The Staff of Surgeon, Assistant Surgeon, and Quarter-Master, are three paces behind the music.

*Officers.*

In general, Officers remain posted with their proper Companies; but Commanding Officers will occasionally make such changes as they may find necessary.

*Replacing Sergeants.*

Whenever Officers move out of the front rank, in parade, marching in column, wheeling into line, or otherwise, their places are taken by their Sergeant coverers, and preserved until the Officers again resume them.

When the line is halted, and especially during the firings when engaged, the Sergeant coverers fall back into the third rank, and observe their Companies.

## SECTION LIII.

## DRESSING.

For Dressing the Company, see Section XIX.

General at-  
tentions of  
dressing in  
all forma-  
tions.

When forming into and dressing in line from column, and also forming line from echelon, the soldiers come into line with their eyes directed to the general point of *Appui*, where the leading flank is to rest: The Officer in dressing is placed on that flank of his division, to which the mens eyes are turned, and from the second file from the flank of the Company towards which his wheeling flank moves from column, or his inward flank from echelon, he makes his corrections on his intermediate point, and the battalion point, which is previously marked by the Adjutant, or some other person placed in the true general line. On all occasions, therefore, by the men aligning themselves to one hand, and the officers correcting to the other, the most perfect line may be obtained.

When proper points are given, it becomes easy to dress correctly a company or battalion after wheeling up, if due care be taken that the pivot men do on no account move up, or fall back, whatever direction may be given by the company Officers for completing the dressing. If a defect exists after a wheel into line, it must proceed from the other men not having aligned with those fixed points; the internal correction of companies must therefore be made, but the original pivot men remain immoveable, until a general dressing of the battalion is made by a Field Officer, if necessary.

Closing to  
correct dis-  
tances.

When distances have been lost, and that it is necessary to close by the side step to regain them, such closing will always be made to the centre, which is the point of *Appui*: The dressing will therefore be made from centre to flanks; and Officers commanding companies of the right wing, will place themselves, to give the word and time, in front of their left flanks, and those of the left wing in front of the right flanks. When the whole battalion is to close, the flank to which the closing is made, will be the point of *Appui*, from whence the dressing is taken; and Officers will accordingly

place themselves in front of the flank of their companies to which the closing is ordered. When Officers change from one flank to the other in order to close, they will pass by the front, instead of the rear of their companies.



SECTION LIV.

DRESSING A BATTALION AFTER AN ADVANCE  
IN LINE.

*Dressing a  
Battalion  
after an ad-  
vance in line*

In *Dressing* a single battalion after the halt, whatever correction is necessary, must be made, by advancing or retiring the flanks, and not by moving the centre; which has been the guide during the march. When the commanding officer gives the word *Dress*, the company officer on the left of the colours instantly dresses the six or eight files to the right of the colour in a proper parallel direction, the two wings immediately conform to the centre, and afterwards receive the word *Eyes Front*. Should the commander require a more exact dressing, he will order a colour to advance one step, and *Face* to the left, also the second company officer on the left of the colour to advance one step, and *Face* to the right; then the flank company officers to advance, and to *Face* to the centre; then each other company officer instantly to *Cover* those at their due distances, and *Face* to the centre; then the officers of the left wing to *Face* about, so as the whole stand fronted to the left.—Then Battalion, *Right Dress*, on which the companies *March* up to their respective officers, who will halt and dress their companies, and immediately front into line.

It must be observed in this mode of dressing, whether it is taken from the centre, or from a flank, that company officers, who originally face to the left, take distance equal to the front of their own company, from the officer before them; but such as face to the right, must take distances from the officer before them equal to the front of the company which in line is on the right of them. When circumstances allow the dressing to

begin from the left, an advantage arises, that the officers do all originally face to the left.

In all dressing, the rear rank men must conform to the movements of their relative files of the front rank, while dressing from a point of *Appui*; and the supernumerary officers must be responsible that the dressing of the rear rank is thus accurately preserved.



### SECTION LII.



#### WHEN THE BATTALION TAKES OPEN ORDER.

*Rear ranks taken open order.* { At the word *Order*, officers recover swords, and two aides are placed with their flags erect on the right, and one on the left of the battalion, three paces in front: They are corrected in the proper line of covering by the first Major. The flank men on the right of the rear rank of each company step briskly back one pace, to mark the ground upon which the rank is to halt; they face to the right, and cover as pivots, corrected by the Sergeant-Major on the right.

*March.* { At this word, the rear rank falls back one pace, dressing by the right: The leaders of companies march three paces obliquely to the left, so as to place themselves in front of, and opposite to, the second file; then instantly face to the right, and cover the points afforded by the Adjutant's aids: The officers with the colours march forward three paces, and cover to their right: The other officers pass through the intervals, and cover to the right; the Lieutenants taking post on the second file from the left; the remaining officers (if there are more than two subalterns) covering the centre of the second and third sections: if there are only two subalterns, the second subaltern will cover opposite the centre of the company.

The music pass through the centre of the battalion, and form in rank entire between the colours and the front rank. The pioneers fall back six paces behind the centre of the rear rank; the drummers take the same distance behind their division: The first major places himself on the right of the

line of officers : the second major on their left : the adjutant on the left of the front rank : the Staff, viz, the Surgeon, Assistant Surgeon, and Quartermaster, place themselves on the right of the front rank of the Grenadiers, at one pace distance. The Colonel and Lieut.-Colonel (dismounted) advance four and two paces before the colours. The sergeant coverers move up to the front rank, to preserve the intervals left by the officers.

The whole remain in this position until the first major, who has corrected the covering of the officers, orders the aids to *lower their flags* ; and upon this signal, the officers face to the *front*, and drop their swords across their bodies, the aids retire to their places.

The whole thus arrive at their several posts, and the battalion remains formed in this parade order, to receive a superior officer. When a battalion is reviewed singly, the division of drummers may be moved up and formed two deep on each flank of the line : the pioneers may be formed two deep on the right of the drummers of the right, and the staff may form on the right of the whole.



### SECTION LVI.



#### WHEN THE BATTALION RESUMES CLOSE ORDER.

*Rear rank take close order.*

The Lieutenant-Colonel, Officers, Colours, Staff and Music, face to the right.

The drummers, and pioneers, (if on the flanks) face to the centre.

The sergeants (if in the front rank) face to the right.

*March.*

The rear rank closes within one pace.

The music marches through the centre interval.

The sergeants, drummers, pioneers, &c. &c. &c. resume their places, each as in the original formation of the battalion in close order.

*Colours.*

When the battalion wheels by companies or subdivisions to either flank into column; both colours, and the file or directing sergeants always wheel to the proper front, and place themselves behind the third file from the new pivot.

*Colour reserve.*

There is no separate colour reserve; the pioneers, music, &c. sufficiently strengthen the centre: but in the firings the two files on each side of the colours may be ordered to reserve their fire.

---

## MANUAL EXERCISE.

---

### PLATOON EXERCISE.

*Additional motions of the firelock as practised by Light Infantry, and not included in the Manual Exercise.—See Sec. 38.*

---

## EVOLUTIONS OF THE BATTALION.

The rules laid down and explained in part the first, for the formation of columns from line, and line from columns,—for marching in alignment,—wheeling upon fixed and moveable pivots, diminishing and increasing the front of columns, filings, and countermarching the divisions of a column, apply equally, in all the detail of instruction, to the company in battalion: commanding officers, will, therefore, conduct their battalion drill, upon all those points, with reference to the said rules, and to the instructions therein contained.

---

## SECTION LVII.

---

### MARCHING IN LINE.

The march in line, either to the front or rear, is the most important and the most difficult of all movements, and requires every exertion of commanding officers, and every attention of officers and men for its true attainment. The essential points to be observed, are, the perpendicular direction of the march to the front of the battalion as then standing; the perfect squareness of shoulders and body of each individual;—the light touch of the files;—and the accurate equality of cadence and step given by advanced sergeants.

*Directing Sergeants.*

Every individual should therefore be well prepared for this movement : but to insure its correct execution, three or more directing (or colour) Sergeants must be trained and formed in the centre of the battalion between the colours ; upon whose exact cadence, step, squareness of body, and precision of movement, dependance can be placed. A Sergeant is also to cover them in the supernumerary rank.

At all times when the battalion is formed in line, and directed to advance, the central Sergeant of the three who lead the line, takes six paces to his front and halts. His sergeant coverer, who has taken his place in the line, covers him correctly, and the latter is again covered by the sergeant-major, six or eight paces in rear of the line. These three points being corrected by the Adjutant, or a mounted officer, a fourth point in prolongation is easily obtained. If a distinct and visible object should present itself in the true line, the mounted officer will order the directing sergeant to march upon it. If this be not the case, the directing sergeant, (after being assured by the mounted officer that he himself is perfectly and squarely placed,) will, by casting his eyes down the centre of his body, from the junction of his two heels, take up and prolong a line perpendicular to himself and to the battalion ; for this purpose he will observe and take up any accidental small point on the ground within 100 or 150 paces. Intermediate ones cannot be wanting, and their renewal is easy, as he successively approaches them in his march.

These preparatory arrangements being made, the mounted officer will give the word "*Steady*," and the other two centre sergeants will immediately move out, and align themselves upon the one already posted. When the battalion advances, the sergeant-major will remain steady in the rear of the line, for 20 or 30 paces, to ascertain under the direction of the mounted officer, the squareness and correctness of the line of march. If no waving or crowding in the line appears, the direction is certainly true, and the sergeant-major will then follow in the rear, covering as before.

The mounted officer will occasionally superintend the whole, but so long as these three points cover directly on the distant visible object, or on the intermediate ones, taken up successively by the directing sergeant in his own person, the correct squareness of the battalion may be depended upon.

*To pass obstacles when marching in Line.*

The march in line is generally adopted where the country is open, but in certain cases, where partial obstacles may offer, they can be avoided by forming fours to the right or left, and then right or left wheel to follow the formed flank of the line. The formation in this manner will increase as the obstacle increases; but as it diminishes the fours will successively form up, until the whole are again in line. Where the obstacles are of small extent, but frequently occurring, this mode is the most ready that can be applied in either advancing or retiring. When they are of greater extent an entire column formation should be adopted.



### SECTION LVIII.

#### WHEN A BATTALION HALTED, AND CORRECTLY DRESSED, IS TO ADVANCE IN LINE.

*The Battalion will advance.*

On the *caution*, the centre sergeants will advance and take their direction, corrected by a mounted, or the commanding officer, as pointed out in the General Principles, in the preceding section.

*Quick March.*

The line of direction being thus ascertained, at the word *Quick March*, the whole battalion instantly step off, the eyes directed full to the front, the files of each wing preserving a light touch inwards; and shoulders, as well as heads, kept square to the front.

*Halt.*

When the line halts the directing sergeants will resume their place in the battalion, and be in readiness to move out again, if required to advance after firing, or dressing.

When the battalion is to retire, it must be previously dressed, with the same precision as when it was to advance; and the direction of the march must be ascertained with the same accuracy. At the word *The battalion will retire*, the directing sergeants face about, and the same arrangements are made, as already directed for the advance.



## FIRINGS.

In all movements, firing should commence after a formation, whether by companies from the flanks or centre—by wings—or by battalions; but this will depend much upon circumstances, and the discretion of commanding officers. After a march to the front, the firing of a battalion should generally commence from the centre, and not from the flanks: In successive formations, it may begin from the division on which the change of position is made.

*Time of firing by divisions, &c.*

In firing by companies from right to left—from left to right—from flanks to centre, and from centre to flanks, the leaders of each will step out one pace to the front and face inwards; and will be careful to observe the following directions. To *Make Ready* when the previous division *Fires*; to see that their companies bring up their pieces regularly to the *Present*, and to preserve the pause of slow time, viz. the seventy-fifth part of a minute, between each of the words "*Ready*"—" *Present*."

*By wings.* In firing by wings, one wing will *Make Ready* the instant the other is *Shouldering*.—The commanding officer of the battalion will fire one wing, the second in command the other: Wings may offer a destructive cross fire by the oblique present inwards.

*File firing.* File or independent firing should be frequently practised, as described in the company drill, section 45, as being the most essential and useful mode of firing upon actual service.

*File firing, during formations.*

It is most essential that battalions should be well practised in formations while divisions already formed are firing,—for precise dressing will then be difficult; and officers commanding divisions must therefore give their utmost attention to the true parallel direction of their divisions upon the line; the outer section of each division will always reserve its fire until the officer of the next division shall give the word *Eyes Front*, to his men after quickly dressing them.

## SECTION LIX.



## WHEN A BATTALION ADVANCING IN LINE IS TO CHARGE.

*Prepare to charge.* { Upon the caution *Prepare to Charge* being given, the front rank will bring their arms to the long trail, and the rear rank to the port, without permitting the motion to alter the square position of the body, or the regularity of the step.

*Charge.* { Upon the word *Charge*, which ought soon to follow the caution, the front rank only will come to the charge, the whole battalion stepping off at the same moment at the double march.

*Halt.* { When a battalion *Halts*, both ranks will come to the shoulder, and the whole will dress by the centre and commence independent firing, or advance or retire from the right of companies according to circumstances or the discretion of the commander.



## SECTION LX.



## WHEN A BATTALION HALTED IN LINE IS TO ADVANCE BY FILES OR BY FOURS, FROM THE RIGHT OR LEFT OF COMPANIES.

*Right (or left) face— or form four deep, & then right (or left) face.* { The battalion will face to the right or left and the heads of companies will disengage to the front. If the advance is to be made from the left of companies, the officers commanding companies and their covering sergeants will shift to the left flank to lead the files.

*Quick, or double March.* { The whole will move off by wheeling in successive files to the left (or right) leading perpendicularly to the front, the heads of companies preserving distance and dressing.

Wh  
the dis  
compar  
if the ba  
to whee  
versa if  
when th

WHIE  
FIL  
PA

*By files fr  
form, dou  
or quick  
march.*

Whe  
ment, th  
in sectio

WHEN  
RET

*Right (or  
left) face,  
form four  
deep, & th  
right (or  
left) face*

When this movement takes place from the right of companies, the distance and dressing must be kept from the left, the second company from the left being the company of direction; because if the battalion is halted and fronted in this movement preparatory to wheeling into line, it will be a column left in front, and vice versa if the movement takes place from the left of companies, when the second company from the right is the directing one.



### SECTION LXI.



WHEN A BATTALION HAVING ADVANCED BY FILES FROM THE RIGHT (OR LEFT) OF COMPANIES, IS HALTED AND IS TO FORM LINE.

*By files front  
form, double  
or quick  
march.*

Where the ground is broken, the files will form up to the front on the right (or left) of the standing files, and quickly resume their place in line. If the advance has been made from the left of companies, the officers commanding companies will shift to their right flank, so soon as the companies are dressed.

When there are no obstacles in front to impede the movement, the companies may form up in the manner pointed out in section 27.



### SECTION LXII.



WHEN A BATTALION HALTED IN LINE IS TO RETIRE BY FILES, OR BY FOURS FROM THE RIGHT OR LEFT OF COMPANIES.

*Right (or  
left) face, or  
form four  
deep, & then  
right (or  
left) face.*

The battalion will face to the right (or left) and the heads of companies will disengage to the rear. If the battalion is to retire from the left of companies, the officers commanding companies and their covering sergeants will shift to the left flank to lead the files, and the distance and dressing will be kept from the right, but if the battalion is to retire from

*Quick or double march.* { the right of companies the distance and dressing will be kept from the left.  
The whole will step off by wheeling in file to the right (or left) and leading perpendicular to the rear, the heads of companies preserving their distance and dressing.



## SECTION LXIII.



WHEN A BATTALION HAVING RETIRED BY FILES, OR BY FOURS, FROM THE RIGHT (OR LEFT) OF COMPANIES, IS HALTED TO FORM LINE.

*By files rear form, quick or double march, halt, right about face.* { The files form up to the right (or left) of the leading files, quickly resuming their proper places in line.  
If this movement has been made from the left of companies the leaders will shift to their right flanks, and resume their proper places.

The above movement is particularly useful when a battalion in the first line retires, and passes through a second line which advances to relieve it. In this case the second line will advance to within twelve paces of the first and halt, the battalion of the first line moving on at a quick pace to the rear through the second line, which, whenever the head of a division presents itself, throws back as many files as is necessary to give it passage, and again immediately moves up. The retiring battalion may then to secure a more correct line, send out their covering sergeants, halt and form in open column, dress the pivots, and wheel into line.

If the battalion in the second line passes by fours or by files through the first line, it will advance within twelve paces of the first line, before any opening is made to let it pass, and should it be necessary to let the battalion of the second line pass the first by an advance in line—the battalions of the first line will be wheeled into open column of sub-division to let it pass.

## OPEN COLUMN.

*Formation  
of  
columns.*

Columns are formed from line for the convenience of movement, and for the purpose of again extending into line.

*Formation  
of open column  
from  
line.*

When a column is to be formed from line, it may be done by the wheel of divisions, either backward or forward, as already directed in the company drill, vide section 30 and 31—Upon the caution, the leaders of divisions place themselves one pace before the centre of their companies, facing to the front; the pivots face, and the covering sergeant of the right, (or left), company (according to which flank is to be in front) runs out and places himself at the point where the wheeling flank of that company is to rest at the completion of the wheel; the covering sergeants of the whole fall back two paces; and the supernumerary rank closes up within two paces of the rear rank. When the wheel is performed, the officer corrects the dressing, and places himself on the pivot flank: his covering sergeant covers the second file from that flank.

*Column of  
march and  
manœuvre.*

Columns of march or manœuvre will generally be composed of companies, sub-divisions, or sections. An open column occupies the same extent of ground as when in line, minus the front of its leading division; and its chief objects are facility of movement, the quick formation of the line to the flank, and the change of situation in the shortest lines from one position to another.—It is named the column of *March* or *Route*, when applied to common marches, where the attention of men and officers is less scrupulously demanded—and the column of *Manœuvre* when being within reach of the enemy, or at exercise, the greatest exactness is required to insure its speedy formation at any instant into line, during its movement from one position to another. The rear divisions of a battalion, or more considerable column, either of march or manœuvre, will constantly follow every turning which the head may make; each successively changing its direction at the same point with the leading division.

*Central  
movements  
in double columns.*

Double columns are formed upon the centre of battalions, brigades, or lines, for the special purposes of attack, and, in certain cases, for the passage of defiles when presented in front of a centre.

All such advances should be made in double files from the centre, or in double column formed on the two centre sub-divisions of a battalion, or the two centre divisions of a brigade. It is obvious, that, for the purposes of attack, a force can, by means of this formation, be more readily and sooner brought to bear upon a given object, than by an advance of column from a flank:—In the latter movement the divisions have the diameter, in the former only the radius, of the circle to traverse:—it follows, therefore, that the same force is formed from the centre in one half the time that it can be done from a flank:—But, in battalion movements, the consideration of these advantages must not prevent the equal practice of advances in column from a flank; for when the central movement is applied to a brigade, the formation from the centre for the whole becomes totally a flank movement for the battalions on the flanks.

*Covering  
pivots.*

In column, divisions cover and dress to the proper pivot flank; to the left when the right is in front; and to the right when the left is in front.

*Posting of  
officers.*

In column, the ordinary post of a commanding officer of a battalion is near the flank of the leading division; that of the other field officers to be respectively near the flanks of the centre and rear on the reverse flank.

*In column of  
companies.*

Each division of which a column is composed is conducted by a leader, placed on the pivot flank of the front rank, which is his general post: In a column of companies each leader is the Captain or commander of the company. The Lieutenant is to cover the second file from the reverse flank; the second and third subalterns in rear of the second and third sections; and the covering sergeant is to cover the second file from the pivot flank.

*In column of  
sub-divisions* { Vide section V.

*In column of  
sections.* { Vide section V.

## SECTION LXIV.

## WHEN A BATTALION HALTED IN LINE BREAKS INTO OPEN COLUMN TO THE RIGHT OR LEFT.

THE BATTALION WILL BREAK INTO OPEN COLUMN RIGHT IN FRONT.

RIGHT ABOUT FACE, QUICK MARCH.

In wheeling forward the command is, *To the right, or, to the left wheel*; in wheeling backward, the command is, *On the Right, or, on the left, backwards wheel*: But it will be better in every case, that the troops for whose instruction this treatise is designed, should break into column by wheeling forward, after having faced to the right about, then by wheeling backward. To effect this, upon the caution, *The battalion will break into open column, right (or) left in front*. The pivot men face as required, and after being dressed by the Major or Adjutant, will receive the word *Steady*, upon which the commanding officer will give the word *Right about face—Quick march*, when the wheel will be performed in the manner pointed out in the company drill, vide section XXXI.

## SECTION LXV.

## FORMING CLOSE, HALF, OR QUARTER DISTANCE COLUMN, FROM OPEN COLUMN.

THE COLUMN WILL CLOSE TO THE FRONT.

QUICK MARCH.

*Halt.*

Upon the caution *The column will close to the front*, or the column will close to half, or quarter distance, the covering sergeant of the front company will step out and place himself six paces in front of the officer commanding that company, to give the perpendicular; and having been correctly dressed by the Major or Adjutant, he will remain steady, until the rear company shall have received the word, *Halt*, when he will resume his proper place in the battalion.

On the word *Quick march*, the whole of the battalion (except the front company, which is to stand fast,) will step off together, and will receive the word *Halt*, from their respective commanding officers, so soon as they shall arrive at their proper distance: the officers commanding companies paying particular attention to the covering and distance.

DRESS.

Should the commanding officer perceive that the companies require dressing, he will give the word *Dress*, upon which the officers commanding companies will step out to correct the dressing of their companies, their places being supplied by their covering sergeants, who must be particularly attentive in preserving the covering and distance.

If this formation is required to be done upon the march, upon the caution, *The column will close to the front*, the officer commanding the front company will give the word *Halt*, to his own company, and his covering sergeant will immediately step out as before directed, and place himself in front of the officer; the other companies will halt as they arrive at their proper distance. But column at half or quarter distance may be formed on the march without loss of time, by the front company moving on at the regular pace, and the rear companies gaining their distance on the double march, or by increasing the length of pace, by stepping out.

Close, half, or quarter distance column, may also be formed upon a centre, or rear division. If upon the rear, the covering sergeant of the rear division must step to the rear of the officer to give the perpendicular.

*Distance of  
division in  
close column.*

When close columns are formed, the companies or divisions must be at three paces distance, in order to leave room for the formation of fours.

*Column at  
half & quarter  
distance.*

The column at half and quarter distance is equally applicable to most of the changes of position, and formations of open column, except the formation of line to a flank, or in the changes of position when line is to be formed to a new front: and in all route marches, and marches of manoeuvre, to any considerable extent, the quarter distance should be adopted.

*Advantages  
of quarter  
distance.*

Quarter distance unites the convenience of movement upon a space three fourths less than the extent occupied by the march of an open column, with the capability of moving out and forming in any manner that may be required to resist attack: and the compact formation at quarter distance has, moreover, the advantage of averting the evils which attend the loss of distance in open column, from the irregularity of ground or other causes; for, even



if intervals are lost on the march at quarter distance, the unity and strength of the column are not impaired, unless the loss exceeds the extent of the front of the division, which can rarely happen without marked and culpable inattention of the company and division leaders.

*Covering sergeants.*

In close column, and in line at close order, the covering sergeant is invariably to cover the commander of the company, but in open column, and in column at half or quarter distance, he is to cover the second file from the pivot.

*Supernumeraries.*

In close column, the supernumerary officers and sergeants will take post on the reverse flank. In half and quarter distance column, they will take post in rear of their respective divisions. When

*Colours.*

the column is right in front, the colours to be on the right of the left centre company; and when left in front, on the left of the right centre company.

— — — — —  
SECTION LXVI.  
— — — — —

WHEN THE COLUMN AT CLOSE OR QUARTER DISTANCE MARCHES TO A FLANK.

THE COLUMN WILL MARCH TO THE RIGHT.

RIGHT FACE, OR FORM FOUR DEEP, MARCH, RIGHTFACE.

QUICK MARCH.

HALT, FRONT.

The caution will express to which flank the column is to march, and if the column is right in front and the caution is to march to the right, the officers commanding companies will immediately shift with their covering sergeants to the right flank. The battalion will then either face to the right, or form four deep and face to the right; and the officer who leads the front company, will take care to march in the exact alignment, upon the points that will be given: all the others will dress and move by him; and the leaders of divisions will be careful to preserve their proper distance from him. When the column *halts*, and *fronts*, the pivot officers and their covering sergeants shift to their proper places by the rear of their divisions. If the column is right in front and marches to the left, the officers of course remain upon that flank.

When a close column takes ground to the reverse flank, the supernumeraries take post in rear of the column upon the caution, and return to the reverse flank when the column is *halted* and *fronted*.

## SECTION LXXII.

## THE COLUMN HALTED AT CLOSE OR QUARTER DISTANCE TO WHEEL.

*At close distance on a fixed pivot.*

COLUMN TO  
THE LEFT  
WHEEL.

1st. Upon the caution (supposing the right in front,) the flank file on the left of the front company, whether officer or man, will face to the left; the front company stands fast, but the remaining companies make a half face to the right; the covering sergeant of the front company moving out to mark where the outward flank of the column will rest when the wheel is complete.

QUICK  
MARCH.

Upon the word *Quick march*, the front company will wheel as usual, with the exception that the wheeling step must be shorter to give the rear companies time to come round. These companies will step off at the same moment, bringing the right shoulder gradually up, and each file circling round and covering the relative files of the division in front: The officers and covering sergeants will circle in the same way round the officers in their front, and confine their attention to the covering.

*Halt.*

The leader of the front company will give the word *Halt*, when the wheel is complete; and each other company as it circles round will halt of itself, as the files cover the halted files of the division in front; and the word *Steady* will be given by the commanding officer the moment he sees that the rear divisions cover; after which no man is to move until companies are ordered to be dressed.

STEADY.

*At quarter distance on a fixed pivot.*

COLUMN  
RIGHT (OR  
LEFT) WHEEL,  
QUICK, OR  
DOUBLE  
MARCH.

*Halt.*

2d. Upon the caution, the pivot man of the leading division upon whom the wheel is made will advance six paces, and will then halt and face. The rear divisions half face to the reverse flank, above described, and upon the word *Quick or double march*, the front division will advance and wheel round the pivot, receiving the word *Halt* from its leader as in

No. 1, each succeeding division advancing and circling round to its relative distance in column, until the word *Steady*, is given by the commander.

STEADY.



SECTION LXXIII.



WHEN A BATTALION FORMS A CLOSE OR QUARTER DISTANCE COLUMN FROM LINE, IN REAR OF EITHER OF THE FLANK COMPANIES.

THE RIGHT,  
(OR LEFT)  
COMPANY  
WILL STAND  
FAST.

REMAINING  
COMPANIES,  
FORM FOUR  
DEEP,  
MARCH.

RIGHT, (OR  
LEFT) FACE.

QUICK, OR  
DOUBLE  
MARCH.

*Halt, front,  
dress.*

The caution will state which company the formation is to be made in rear of, as, *The battalion will form a close column in rear of the right (or left) company.* Upon this caution the officer commanding the named company shifts (if necessary) to the flank which is to become the pivot one of the column, and the covering sergeant of that company places himself six paces in front of the officer, to mark the perpendicular of the front of the column: the other officers if not already there, shift to the flanks of their companies which are to lead. The battalion will then be formed FOUR DEEP and faced to the named flank, the heads of the companies disengaging to the rear.

The whole will then move at the *Quick, or Double March* to the rear of the named company, the covering sergeants stepping out when within six paces to take up the covering and distance at the proper pivot point, and each leader will stop in his own person at his covering sergeant, and giving his words of command, *Halt, front, dress*, when the pivot flank of his company shall reach his covering sergeant, whom he immediately replaces, after having dressed his company; remaining himself perfectly steady, and giving his whole attention to the covering in column.

During the formation of all such columns, as soon as the battalion is put in motion, the field officer will immediately place himself in front of the column, before the sergeant of the named company; and from thence judging the perpendicular of the column, will attend to the sergeants covering each other in that direction as they come up.

## SECTION LXXIX.

WHEN A BATTALION IN LINE IS ORDERED TO  
FORM A CLOSE OR QUARTER DISTANCE  
COLUMN ON A CENTRE COMPANY.

THE ———  
COMPANY  
WILL STAND  
FACE.

REMAINING  
COMPANIES,  
FORM FOUR  
DEEP,  
MARCH.

INWARDS  
FACE.

QUICK,  
(OR DOUBLE)  
MARCH.

*Halt, front,  
dress.*

The caution will state which company, and whether the column is to be right or left in front, and the officer of the named company will immediately upon the caution, shift (if he is not already there) to the flank which is to become the pivot one of the column, and the other officers, if necessary, shift to the flanks that are to lead. The battalion will then be formed four deep, and faced inwards, and the head of companies will disengage in the direction they are going to move.

The whole will then move off at the *Quick* or *double march*, led by their respective officers, to the front or rear of the named company: the covering sergeants stepping out in time to take up the covering and distance. The officers will, upon their pivot flank arriving at their covering sergeants, give the word *Halt, front, dress*,—and having correctly dressed their companies, will replace their covering sergeants, and remain perfectly steady.

## SECTION LXX.

WHEN AN OPEN CLOSE OR QUARTER DISTANCE  
COLUMN IS ORDERED TO COUNTERMARCH  
BY RANKS.

THE COLUMN  
WILL COUN-  
TERMARCH  
BY RANKS,  
OUTWARDS  
FACE.

On the caution to "*countermarch by ranks*," the covering sergeants will face about upon their own ground, and when the commanding officer gives the word "*outwards face*," the front rank will face from the pivot, and the rear rank to it. The platoon officers will then take a side step from the column, and face towards their men, in the proper situation

QUICK  
MARCH.

*Halt, front,  
dress.*

for dressing their divisions, when the countermarch is completed. At the word *Quick March*, both ranks will step off, the front rank countermarching to the side to which it has faced, and the rear rank following it, until the men, who were originally on the reverse flanks, arrive close up to the sergeants. The officers will then *Halt, front* and dress their divisions; after which the sergeants will step back in line with the rear rank, and the officers will replace them in the front rank.



### SECTION LXXI.



#### WHEN A COLUMN AT QUARTER DISTANCE IS ORDERED TO FORM SQUARE.

FORM  
SQUARE.  
QUICK  
MARCH.

*Halt, right  
about face.*

1. Upon the caution being given, the pivot men of sections will face outwards—two to the right, and two to the left—and upon the word *Quick March*, the front company will fall back upon the company in its rear, and No. 2, 3, 4, and 5, will wheel outwards by sections, the rear sections closing to the front after the wheel; No. 6, and the Light company, will close up, and form the rear face of the square, receiving from their respective leaders the words *Halt, right about face*.

If the column should be on the march, and it be required to form a square, the commander, after seeing that the quarter distances are correct, will *halt*, and form square, as above instructed.



PREPARE  
FOR  
CAVALRY.

READY.

2. *When the Square is to Resist Cavalry.*—The caution will be given, *Prepare for Cavalry*, and upon the word *Ready*, the two front ranks of the square, come to the kneeling position, slanting their firelocks forward, and resting the butts upon the ground: but the two kneeling ranks will not cock until required to fire. The standing ranks will fire by files; the firing to commence, and to cease, by signal from bugle, or from drum.

KNEELING  
RANKS REA-  
DY TO SENT,  
FIRE.

The kneeling ranks will fire a volley, when required by word of command from the commanding officer, either by files, or the whole at once. After the fire, the ranks will resume the posture of defence, and will come to the standing position, on the word *load*.

LOAD.

The kneeling ranks may fire previously, resuming their posture of defence while the standing ranks fire, according to circumstances, and the discretion of the commander.

RE-FORM CO-  
LUMN.  
QUICK  
MARCH.

3. *To Reduce the Square.*—Upon the word *Reform column*, the rear sections of the two side faces step back to wheeling distance, the pivot men of sections face inwards, and upon the word *Quick march*, they wheel backwards, and will be halted and dressed by the respective leaders of companies; at the same time, the front and two rear companies advance, and retire, and receive respectively from their leaders, the words *Halt, dress*, and *Halt, front, dress*, when at the regular quarter distance. The square is thus reduced to the proper order in column, and the officers take post with their respective companies.

*Halt, dress.*

*Halt, dress.*

*Halt, front,  
dress.*



## SECTION LXXII.

WHEN A BATTALION IN COLUMN OF COMPANIES AT CLOSE, OR QUARTER DISTANCE, (RIGHT IN FRONT,) DEPLOYS INTO LINE ON THE FRONT COMPANY.

DEPLOY ON  
THE FRONT  
COMPANY.

Upon the caution, *The battalion will deploy on the front company*, the officer commanding that company (only) will immediately shift to the right flank by the rear, two sergeants belonging to it, will at the same time step out and align themselves in front of the company as base points; one with his right arm touching the breast of the right hand man, and the other with his right arm touching the breast of the left hand man; the Adjutant or

Sergeant-major will give a distant point in prolongation of the base points, a little beyond where the extreme left of the battalion is to rest; and the Major on the right of the front company will dress these three points in a correct line.

FRONT COMPANY WILL  
STANDFAST,  
REMAINING  
COMPANIES  
FORM FOUR  
DEEP,  
MARCH.  
LEFT FACE.

These points having been correctly dressed, the front company will be directed to stand fast, and the remainder of the battalion after having been formed four deep, will be faced to the left, preparatory to the deployment.

QUICK, (OR  
DOUBLE)  
MARCH.

At the word *Quick, or double march*, the companies faced step off with the heads dressed moving parallel to the line of formation.

*Front turn.*

The officer of the second, or leading division, having stepped out to the right, upon the above word quick or double march, allows his division led by his sergeant to go on a space equal to his front, and then gives the word *front turn*. His sergeant will run out, and take up the distance in line, when one half the front of the company is clear of the division on which it is to form. He then steps forward and placing himself before the left flank of the preceding division, gives the word *Halt, dress up*, one pace in rear of the points of formation, and having correctly and expeditiously dressed his men upon the sergeant, resumes his proper place in line.

*Halt, dress up.*

*Front turn.*

*Halt, dress up.*

In this manner every other company proceeds, each being successively fronted, marched up, and halted in line, by its officer, who stops on the left flank of the division which precedes him, and gives the word *front turn*, the moment his right flank is clear of it, so that there shall be no necessity, upon dressing up, to incline to the formed line.

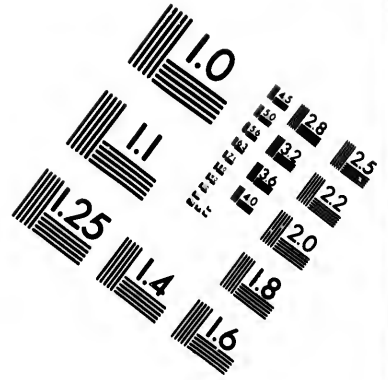
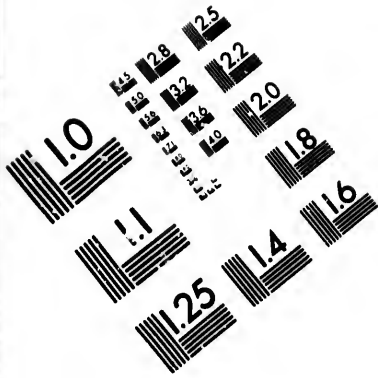
#### WHEN THE COLUMN DEPLOYS UPON THE REAR COMPANY.

DEPLOY ON  
THE REAR  
COMPANY.

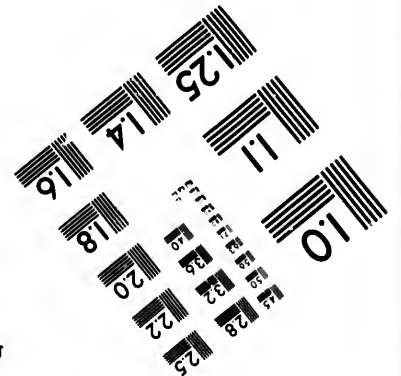
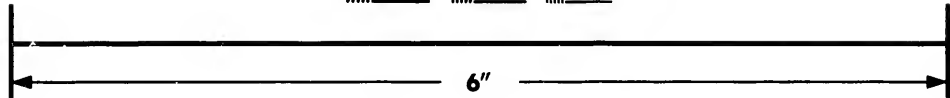
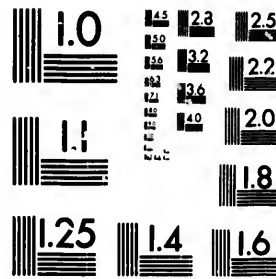
Upon the caution being given, the base points will be taken up in prolongation of the front company, by the sergeants of the named rear one, in the same manner as directed for the deployment on the front company; the officers commanding







**IMAGE EVALUATION  
TEST TARGET (MT-3)**



**Photographic  
Sciences  
Corporation**

23 WEST MAIN STREET  
WEBSTER, N.Y. 14580  
(716) 872-4503

1.0



THE REAR  
COMPANY  
WILL STAND  
FAST, RE-  
MAINING  
COMPANIES  
FORM FOUR  
DEEP, RIGHT  
FACE, QUICK  
(OR DOUBLE)  
MARCH.  
*Halt, front  
dress.*

the companies in front of the rear one, and their covering sergeants, at the same time shifting by the rear of their divisions to the right flank.

The rear company will stand fast, and the remaining companies after forming fours, will face to the right, and move as before directed; and the moment the front of the named rear company is clear, the leader will give the word *Quick march*, and will *halt, dress*, at his base point; each other company will successively *halt, front*, and when uncovered, will advance on the alignment, observing all the details for deployment, already given.

The officers after having correctly dressed their companies on their sergeants, will shift by the rear of their divisions to their proper place in line.

The same instructions apply to deployment on a central company, observing always that the base and prolongation of the line is to be taken on the front company, and that the officers and covering sergeants who have occasion to shift their flanks, must do it on the caution.

Upon the caution for deployment, the supernumeraries who are upon the reverse flank of the close column, will pass to the rear of the column, and will form from right to left, as their companies are numbered in the battalion, and join them as they deploy.



### SECTION LXXIII.



#### POINTS OF FORMATION.

*Prolonging  
of align-  
ments.*

When the persons who prolong a line are on horseback, the head of the horse of each standing perpendicular to that line is the object; and when they dismount, (which should always be done, when the steadiness of the horse cannot be depended upon,) they should cover, holding the horse by the outer hand, and the inner shoulder which is in a line with the horse, will be raised in passing, by the flanks of a column in march. All other men, who may be posted on foot as points for a column to march upon, will be placed in a similar manner:

*Battalion points.*

In the successive formation of divisions into line, as from close column, and from echelon, the division upon which the formation is ordered will be considered the established base, which is successively prolonged for the others; and the divisions, as they come up, must align themselves correctly on the part already formed, and the field officer from the flanks of the base will correct that line in the true prolongation which is prepared for him by the adjutant, or other persons, just beyond where the flank of his battalion is to extend.

When such formations are made on a central division, these points of correction will be taken on both flanks.

*Covering sergeants.*

In addition to the points already mentioned, and to assist officers commanding companies with guides when dressing from a point of appui, as it may frequently happen that some intervening object may obscure the distant point, two sergeants will be placed upon all occasions of formation of lines, in front of each flank file of the company named as the base, facing to the point of appui; and a covering sergeant will always run out (as before directed) from each company when it arrives within ten paces of the point of formation, and will cover at the distance of the division in the line established by the sergeants in front of the base, who will remain steady until the third company from them receives the word *Eyes front*, when they will pass to the rear. The covering sergeant of the next company will also remain steady until the third company from him receives the word *Eyes front*, and so on until the line is formed. In this manner each covering sergeant will have two points to cover on, and each division will always have two points upon which it will be brought parallel to the general line.—When covering sergeants are taking up points, they must hold their pikes perpendicular in front of their bodies.

*Base points.*

When a company is named as the base of a formation, two covering sergeants belonging to it, will immediately step out and give the base for the covering points, and as the formations will generally be made upon the flanks or centre, two sergeants

of each flank company, and of the two centre companies, will always be told off for this purpose.

*Covering sergeants in changes of position by the open column.*

When a line changes its front in any direction, by means of the open column, a covering sergeant from each division will always run out ten paces before the division reaches the new alignment, to mark its distance; and he will cover at the proper pivot flank upon the point of formation. When formations to line or changes of position are made by sub-divisions or sections, the covering sergeants of companies are sufficient to take up points.

*Corrections upon flank pivots.*

The covering sergeants whenever they move out for the purpose of taking up distance for their companies, whether in line or column, will be corrected in their covering by the Major or Adjutant, from the flanks, or from the base of formation, upon the flank point of the battalion.

## ALIGNEMENT.

When columns are moving upon an alignment, the greatest attention is necessary in the officers commanding companies to keeping their distance and covering, and to insure the former a table is annexed, by which is shewn the necessary number of paces required by a given number of files.

Number of files in a division, each occupying 21 inches.	5	10	12	14	15	16	18	20	30	40	50	100
Front of division: Pa- in paces of thirty inches.	In 3-15	7	8-12	9-21	10-13	11-6	12-18	13	21	28	35	70

*Attention required by the leading officers.*

The officer who commands the division which leads a column in any given alignment, must move upon the given points without regarding his division, so that his shoulder shall just graze the head of any mounted officer's horse, posted at an intermediate point, (or the shoulder of any man on foot, placed for the same purpose,) and which he must invaria-

ly preserve in a straight line with the distant points. All the following officers must maintain their exact distance from the company preceding, covering the pivots in their own persons. Should any of the company leaders neglect their covering, those that succeed them must rectify the fault, and exactly touch whatever intermediate points may be placed to mark an *alignement*.

*Column entering a new alignement.*

When the column is entering on a new *alignement* by wheeling on a moveable pivot, the officer leading the front division must never change the time or length of pace, but must move with his front rank perpendicular to the line on which he marches. The same directions apply to the officers leading the other companies, who must also carefully observe, in wheeling, that no time is lost in giving the word *Forward*, immediately after the wheel, without attending to the succeeding company.

The explanation of marching on an *alignement*, is of course closely connected with the movement in column, and must be considered together.

*Adjutants and their aids.*

It is the particular duty of an Adjutant in the field, under the superintendance of the field officers, to establish the points necessary for the movements and formations of the battalion, and he may be assisted in the exercise of it by two detached persons placed behind each flank of the Battalion, who are properly trained, to take up quickly such line as he shall give them. These aids may be employed to give a succession of points on which a column may march: when the head of the column shall reach one of them, he will move thirty or forty yards beyond the other aid, and will cover under the direction of the Field Officer or Adjutant, so that the column will thus always have a succession of points to mark the *alignement*. These aids should carry small flags attached to a staff about two feet long.

entre com-  
pose.

direction,  
sergeant  
paces be-  
t, to mark  
per pivot  
hen for-  
made by  
gements of

move out  
for their  
l be cor-  
Adjutant,  
formation,

greatest  
companies  
the for-  
y num-

ven
50 100
35 70

which  
st move  
s divi-  
head of  
mediate  
placed  
nvaria-

## SECTION LXXIV.

## COLUMN OF ATTACK.

WHEN A BATTALION HALTED IN LINE IS TO ADVANCE IN DOUBLE  
COLUMN OF SUB-DIVISIONS FROM THE CENTRE.

TWO CENTRE  
SUB-DIVISIONS TO THE  
FRONT. REMAINING  
SUB-DIVISIONS RIGHT  
AND LEFT SHOULDERS  
FORWARD.  
QUICK  
MARCH.

FORWARD.

Upon the caution being given, the colours, &c., will fall back to the rear of the centre; and upon the word *Quick march*, (after the annexed command,) the whole will be thrown at once into movement, the commander giving the word *Forward*, when the divisions have wheeled square into column; at which time the leaders of the left wing divisions will shift their flanks, and each sub-division will have an officer at the outer flanks. The sub-divisions of the right and left wings will thus form into column respectively, on the centre sub-divisions; each wing being conducted in the same manner, and upon the same principles, as described in the formation to the flank. During the advance, the interval between the centre sub-divisions will be closed to the directing flank, leaving a sergeant in the centre between each sub-division.

A sergeant will always be placed between each of the divisions of a double column, to mark the interval between each. The left is always to be considered the governing flank by which the column is to march, unless ordered to the contrary.

Double columns, unless ordered to the contrary, will be formed at the distance of the divisions of which each column is composed.

## SECTION LXXV.

WHEN THE DOUBLE COLUMN OF SUB-DIVISIONS IS TO FORM LINE ON THE TWO CENTRE, or LEADING SUB-DIVISIONS.

FORM LINE  
ON THE TWO  
CENTRE SUB-  
DIVISIONS.  
REMAINING.

When the double column arrives at the point where the line is to be formed, it is halted.—The caution is then given, that the column will *Form line on the two centre sub-divisions*, and upon

SUB-DIVISIONS, RIGHT (OR LEFT) SHOULDERS FORWARD. QUICK, (OR DOUBLE) MARCH. FORWARD.

*Right or left shoulders forward. Halt, dress.*

the word *Quick march*, the two centre sub-divisions open out by the side step to make room for the colours to resume their places in the line. The rear sub-divisions at the same time move off, and are brought into line by their respective leaders conducting them, *Right and left shoulders forward*, from the inward flanks, to which they shift when the Commander gives the word *Forward*; the sub-divisions of each wing forming line upon the centre, and upon the covering serjeants of companies, as already described, upon a flank.

In these formations the column may be closed to quarter distance, and the line formed by deployment, according to the nature of the ground, and the discretion of the Commander; or the line may be formed upon the centre by deployment without closing, if the ground is clear.—The rear sub-divisions facing outwards by *fours*, and moving to their respective parallel positions with the intended line, they will then *front turn*, and form upon the coversers.



### SECTION LXXVI.



#### WHEN THE DOUBLE COLUMN OF SUB-DIVISIONS IS REQUIRED TO FORM LINE TO THE RIGHT.

RIGHT WING, LEFT SHOULDERS FORWARD. *Halt, dress.* LEFT WING D. OR Q. MARCH. *Left shoulders forward. Halt, dress.*

After having gained the desired point, the right sub-divisions are formed up into line by the word *left shoulders forward*, and are halted and dressed in line by their respective officers; the left wing sub-divisions at the same time advance and form line on the right wing, being conducted by their respective leaders, who change their flank, and bring the left shoulders forward into line dressing upon the covering serjeants and battalion points.

In the same manner line may be formed to the left, or the double column may be previously halted, the divisions of one wing to *wheel into line*, and the other wing to advance and to form upon it in successive divisions.



## SECTION LXXVII.

WHEN THE BATTALION IN OPEN COLUMN, RIGHT IN FRONT, IS ORDERED TO CHANGE POSITION ON THE RIGHT HALTED COMPANY, BY THROWING FORWARD THE WHOLE LEFT, BY THE FLANK MARCH OF COMPANIES BY FOURS.

THE BATTALION WILL CHANGE POSITION ON THE RIGHT COMPANY. THE RIGHT COMPANY WILL STAND FAST, REMAINING COMPANIES FORM FOUR DEEP, MARCH. LEFT FACE, QUICK MARCH. *Halt, front, dress.* LEFT WHEEL INTO LINE, QUICK MARCH. *Halt, dress, Eyes front.*

Upon the caution, two sergeants will step out in front of the right company to give the base, as before directed; the officer will change his pivot to the right, and a distant point will be given in prolongation of the line. The front company will then be directed to stand fast, and the remainder of the battalion, after being formed four deep, will be faced to the left. At the word *Quick march*, the officers commanding companies will lead their companies perpendicular to their covering sergeants, who having nimbly stepped out upon the word to form four deep, will have taken up the distance for their companies in open column. The officers having halted and dressed their companies in open column on the new alignment, the word of command will be given to wheel into line.

This movement may also be performed upon the left company, by throwing forward the whole of the right, or the front may be changed from line obliquely either to the right, left, or to the rear, upon the centre, or upon any named company, the named company either standing fast, or wheeling backwards upon its right or left, perpendicular to an oblique direction; the remainder of the battalion forming four deep, facing inwards, and forming open column, either right or left in front, upon the named company, and then wheeling into line.

## SECTION LXXVIII.

WHEN A CLOSE OR QUARTER DISTANCE COLUMN IS TO OPEN OUT TO FULL OR HALF DISTANCE, FROM THE FRONT OR REAR.

THE FRONT COMPANY

1. *If from the front.*—The caution will be given: *The front company will stand fast*; but the remain-

WILL STAND  
FAST. RE-  
MAINING  
COMPANIES  
RIGHT  
ABOUT FACE,  
QUICK  
MARCH.

*Halt, front.*

ing companies, and the leader of the front company, will receive the word *Right about face*, upon which the covering sergeants will place themselves at the second file from the pivot flanks: The word *Quick march*, will then be given, and the leader of the rear company will march upon an object, which will be taken by him, or upon a point placed for him. The leader of the front company will *halt* and *front*, the next company retiring from him when it shall reach the ordered distance—he fronting himself, as he gives the last word. The leader of each retiring company will halt when he receives the word, but he will not front with his company; he will remain steady to *halt* and *front* the next retiring company, and he will front himself with the last word. Thus the companies will successively open out; and if the leader of the rear company marches correctly upon an object, the covering will be accurately preserved.

In this mode of opening from the front, each leader will be answerable for the distance of the company which he *halts* and *fronts*.

THE REAR  
COMPANY  
WILL STAND  
FAST. RE-  
MAINING  
COMPANIES  
QUICK  
MARCH.

*Halt.*

2. *If from the rear.*—Upon the caution being given, the covering sergeants move to the second file from the pivot flanks; the rear company stands fast, and the word *Quick march* is given to the remaining companies: The leader of the front company marches straight upon an object, and each leader from the rear will *halt* the company in his front at the ordered distance.

The officers in halting their companies, whether from the front or rear, will give a caution, three or four paces before the halt, as *number two company—halt.*

THE CO-  
LUMN WILL  
OPEN TO  
FULL OR  
HALF DIS-  
TANCE.

*Mark time.*

*Forward.*

3. *If on the march.*—Upon the caution, *The column will open to full or half distance*, the front company continues to move on at the pace it is marching, and the remaining companies receive from their respective leaders, the words *Mark time*, until they have their full or half distance, when they will give the word *Forward*, the other companies doing the same in succession.

ONT, IS OR-  
ED COM-  
T, BY  
S.

step out  
e base, as  
his pivot  
e given in  
pany will  
remainder  
deep, will  
*march*, the  
their com-  
sergeants,  
word to  
distance for  
officers ha-  
in open  
of com-

left com-  
the front  
t, left, or  
pany, the  
backwards  
ion; the  
inwards,  
at, upon

LUMN  
NCE,

e given:  
remain-

## SECTION LXXIX.

WHEN A COLUMN FORMED AT FULL, HALF OR QUARTER DISTANCE, IS ORDERED TO CHANGE ITS FRONT AND WINGS.

FORM FOUR DEEP, RIGHT (OR LEFT) WING TO THE FRONT. *Quick march. Form two deep.*

The battalion will be formed four deep, and the division from the rear will pass through the intervals, upon the word *Quick march*, from its own leader; each division following in succession. When the leading division shall have passed through the intervals of the column, it will form *Two deep*, and move in column, and each successive division will do the same, when it shall have cleared the intervals: In the same manner a column may change its wings to the rear; and in both cases the leaders of divisions will place themselves in front of the pivot files, their covering sergeants in rear of them.



## SECTION LXXX.

WHEN A BATTALION FORMED IN LINE, CHANGES POSITION BY BREAKING INTO OPEN COLUMN—MARCHING UP IN COLUMN, AND ENTERING THE NEW POSITION AT AN INTERMEDIATE POINT, WHERE A CENTRAL OR ANY OTHER DIVISION IS TO REST, AND FORM LINE.

*Right (or left) shoulders forward. Forward. HALT. REAR COMPANIES FORM FOUR DEEP, MARCH, RIGHT (OR LEFT) FACE, Q. MARCH. Halt, front, dress.*

The leading company of the battalion having wheeled into the alignment followed by the others, and the named company being arrived at the point where it is to rest, the column is halted, and the rear companies after forming four deep, are faced to the right (or left,) and are respectively conducted into the new alignment, and formed upon their covering sergeants.

Besides the person who marks the point of entry, two advanced points must be given for the battalion to move on after the head of the column shall have entered the new alignment, from which points the pivots will be dressed, previous to wheeling into line.



### SECTION LXXXI.



WHEN THE BATTALION IN LINE, CHANGES POSITION BY  
BREAKING INTO OPEN COLUMN—MARCHING IN CO-  
LUMN TO THE POINT IN THE NEW POSITION WHERE  
ITS HEAD IS TO REST, AND TO WHICH ITS REAR  
DIVISIONS FORM BY SUCCESSIVELY PASSING  
EACH OTHER AND WHEELING UP.

*Halt.*

*Right (or left) wheel.*

*Halt, dress up.*

*Or, Right (or left) shoulders forward.*

*Halt, dress.*

The column having arrived in any direction behind the line, and at the point where its head is to rest, but which its rear is to pass, its leading division will wheel into the line, and halt; each other division continuing its march, (but taking care to leave room for the supernumerary rank of the formed division,) will move on square behind the first formed division, at which point the officers will shift to the inward flank of their companies, and each as it comes opposite to its ground, will successively wheel, upon a fixed or moveable pivot, and dress in line with those already formed.

Two sergeants, as base pivots, will be placed upon the first division wheeling into the line, and the covering sergeants will step out in time to take up the covering for their respective companies.

Should the battalion be marching along the line on which it is to form, either to the right or left of the leading division, the caution will be given, *Form line to the right (or left) on the leading division*, upon which the leading division will be brought into the line by its own commanding officer, giving the word *Right (or left) shoulders forward*. The remaining companies will form line upon the leading one, in the manner pointed out in the company drill, vide section 35, only wheeling by companies instead of sections.

## SECTION LXXXII.

## ECHELLON.

The Echelon position and movements are not only necessary and applicable to the immediate attack and retreat of great bodies, but also to the oblique or direct changes of situation, which a battalion, or more considerable corps, already formed in line, may be obliged to make to the front or rear, or on a particular fixed division of the line. The oblique changes are produced by the wheel (less than the quarter circle) of divisions, which places them in the echelon situation, and the direct changes by the perpendicular and successive march of divisions from line to front or rear.

The Echelon of march in oblique changes of position, will be composed of companies or sub-divisions; and will generally be formed from line by the wheel of each on its own flank, to the hand to which it is to move. Such wheel will seldom exceed the eighth of the circle, but can never amount to the quarter circle, otherwise the corps would stand in open column.

The Echelon changes of position are the safest that can be employed in the presence of and near to an enemy; and therefore the march should seldom or ever exceed the quick time: they are almost equal in security to the march of the line in front, and can be used in the most critical situations, where the filings and movements of the open column could not be risked; they are more particularly employed when the enemy's flank is to be attacked by throwing the body forward, or when one's own is to be covered by throwing it backward. They have the advantage of preserving a general front during the march, and of affording a sufficient freedom of movement, which in such situation is indispensable. They effect a change of position on any division of the line, either on a fixed or moving point; and at any instant the movement can be stopped, the line formed, and a sudden attack repulsed.

## SECTION LXXXIII.

WHEN A BATTALION HALTED IN LINE, IS REQUIRED TO CHANGE ITS FRONT TO THE LEFT, ON THE LEFT COMPANY.

THE BATTALION WILL CHANGE { Upon the caution, the officer commanding the left company wheels it a quarter circle to the left, and when he has dressed it in the new line, he

FRONT TO  
THE LEFT,  
ON THE  
LEFT COM-  
PANY.

REMAINING  
COMPANIES  
FOUR PACES  
TO YOUR  
LEFT WHEN

QUICK  
MARCH.

*Halt, dress.*

MARCH.

*Right shoul-  
ders for-  
ward.*

*Halt, dress  
up.*

takes post on the right of his company. Two sergeants immediately place themselves in front of it, as the base points; and the Major, from the left, dresses a distant point, in prolongation of the true line. The commanders of the other companies shift to the left.—Upon the word, (*"The remaining companies will wheel four paces to their left,"*) the covering sergeants placing their backs against the eighth file from the left of their companies, take four paces, bringing up their right shoulders in so doing.—Upon the word *Quick march*, the companies wheel to their left until they touch their covering sergeants, when they will receive the word *Halt, dress*, from their respective leaders. The battalion is now in echelon, with the officers commanding companies upon the inner flanks, preparatory to forming line upon the left division.—Upon the word *March*, the whole step off, (except the left company,) preserving the exact distance and direction they had at starting, until they shall separately approach the company formed in line.—When the officer conducting the second company from the left approaches within seven or eight paces (and not sooner) of where his leading flank is to join the company already formed in the new line, he will give the word *Right shoulders forward*, on which the man next to himself preserving the same step, gradually turns his shoulders, so as to arrive on the new line square in his own person; and the rest of his division, (who till this instant have marched in their original perpendicular direction,) conforming to him, proportionably lengthening their step, arrive in full parallel front on the line, so as to have a very small movement to make at the word *Halt, dress up*, which is given by the officer when his leading flank touches the flank of the preceding company: he himself having nimbly stepped forward when at three or four paces distance, and being then before that flank, instantly halts his men, and corrects their dressing on his covering sergeant, who has (as before directed) stepped out to take up the covering for his company. The officer, after dressing his company, changes by the rear to his proper place in line.

In this manner every company successively arrives in the new line, observing to give the word

*Shoulders forward*, when the preceding one gets the word halt, dress up; and each officer stepping out to the flank of the preceding halted company three or four paces before his own company arrives, that he may more quickly and accurately give the word halt, dress up, and prevent them overstepping the line, which must upon all occasions be carefully avoided.

COMPANIES  
WHEEL BACK  
INTO LINE.

The greatest attention is also required of the leaders of companies in keeping their distance, and preserving the perpendicular march of their companies until they receive the command to bring their shoulders forward, because a sudden attack might make it necessary to wheel back into the original line, by the word, "*Companies wheel back into line*," and a loss of distance might be of serious consequence.

*If the line is to be formed to the right, on the right company.*—That company will wheel the quarter circle, (or a given number of paces to the right,) the remaining companies will wheel four paces if the right company wheels the quarter circle, or half the number of paces wheeled by the company on which the formation is to be made. The manœuvre is then performed in the same manner as directed for the formation to the left, except that the officers being already on the inner flank have no occasion to shift their pivots.



#### SECTION LXXXIV.



#### WHEN A BATTALION IN LINE CHANGES POSITION TO THE REAR ON A FIXED FLANK COMPANY.

The named flank company is wheeled backward into the new position, and the base points, &c. placed as before directed: the leader placing himself after dressing his company on its right. The battalion, with the exception of the named flank company is put to the right about, and directed to

wheel the necessary number of paces towards the flank of the formed company, the covering sergeants taking the number of paces from the eighth file from the standing flank, in the manner before directed. If the formation is on the left flank company, the officers must shift upon the word "*Right about face*," to the left, which will become the inner flank. The companies march with their rear ranks in front, and form line in the same manner as when changing position forward, except that the officers after bringing their companies square to the new line, allow them to pass one pace to the rear, before they give the words *Halt, front, dress up*, in order that the distant point may not be obscured, and which certainly would be the case if the companies were to be halted and fronted immediately they come upon the line. If the formation is upon the left company, the officers after dressing their companies, shift by the rear to their proper place in line.

—○○—

SECTION LXXXV.

—◆—

WHEN A BATTALION HALTED IN LINE IS TO  
CHANGE FRONT ON A CENTRAL DIVISION, BY  
THE ECHELLON MARCH OF COMPANIES.

THE BATTALION WILL CHANGE FRONT ON THE RIGHT (OR LEFT) CENTRE COMPANY.  
— WING, RIGHT ABOUTFACE. COMPANIES — PACES INWARDS WHEEL, QUICK MARCH.

The named company will be wheeled into the new position, either backwards or forwards, the base points formed upon it, and a distant point in prolongation taken to both flanks. The wing that is to retire will then be faced to the right about; and the whole (except the company of formation) will be wheeled the proper number of paces inwards; the companies will then march in echelon and form line, as before directed. The retiring companies forming in the manner pointed out in the last section.



## SECTION LXXXVI.

WHEN A BATTALION FORMED IN LINE IS TO  
ADVANCE BY DOUBLE FILES FROM  
THE CENTRE.

THE BATTALION WILL ADVANCE BY DOUBLE FILES FROM THE CENTRE. WINGS INWARDS FACE

QUICK MARCH.

The word will be given, "*Wings inwards face*," upon which the right wing faces to the left, and the left wing to the right, the colours and centre sergeants stand fast; the officers commanding the companies of the right wing shift with their covering sergeants to the left, to lead the files of their companies, and the officers of the left wing face with their companies, and with their covering sergeants lead the right files. Upon the word *Quick march*, the wings wheel by files to their right and left, and advance, dressing upon the colours, and centre sergeants. In this advance there will be seven file in front, the colours with the centre sergeants, and the officers and the covering sergeants of the two centre companies. The vacant space between the two ranks caused by the colours, will be occupied by the supernumerary ranks of the two wings.

## SECTION LXXXVII.

WHEN A BATTALION HALTED, HAVING ADVANCED BY DOUBLE FILES FROM THE CENTRE, IS TO FORM LINE TO THE FRONT.

WINGS OUTWARDSFACE. THE TWO CENTRE COMPANIES WILL WHEEL THE QUARTER CIRCLE. REMAINING COMPANIES

The word of command will be given, *Wings outwards face*, upon which the right wing faces to the right, and the left wing to the left. The wings will then be wheeled forward by companies four paces to the right and left, except the two centre companies, which wheel the quarter circle. Upon the word *Quick march*, the whole step off together, and

FOUR FACES  
INWARDS  
WHEEL.  
QUICK  
MARCH.

*Halt, dress.*  
FORM LINE  
ON THE TWO  
CENTRE  
COMPANIES.

Q. MARCH.  
*Right & left  
shoulders  
forward.  
Forward.  
Halt, dress.*

form line as before directed on the two centre divisions, by the echelon march of companies, points having been given upon the centre and flanks.

Or the movement may be executed by the files forming in succession to the right and left of the front, dressing as before on the centre of the battalion: and this is a mode of executing this movement, particularly adapted to the circumstances for which this treatise is designed; but great care must be taken to avoid confusion, by practising the files to move in succession, and not to outrun or overstep each other.



### SECTION LXXXVIII.

#### WHEN A BATTALION IN LINE MAY HAVE TO RETIRE OVER A BRIDGE OR DEFILE FROM BOTH FLANKS COVERED BY THE CENTRE.

THE BATTALION WILL  
RETIRE BY  
SUB-DIVISIONS FROM  
THE FLANKS  
COVERED BY  
THE CENTRE  
*Right about  
face.*

*Right & left  
shoulders  
forward.  
Forward.*

*Right & left  
shoulders  
forward.  
Forward.*

Upon the command, *The battalion will retire by sub-divisions from the flanks, covered by the centre,* the officers commanding the two flank companies, face their flank sub-divisions to the right about, and wheel them at the same moment to the right and left, by bringing their shoulders forward; and as soon as they have wheeled the quarter circle, give the word *Forward*, placing themselves upon the inner flank. The sub-divisions continue to move along the rear of the battalion, until they arrive within wheeling distance of each other, in rear of the centre, when they will receive the word, *right and left, shoulders forward*, the officer shifting to the outer flank during the wheel, and when the flanks touch, *forward*. They then continue to move on perpendicular to the rear, dressing by the right. The left sub-division of the right company, and the right sub-division of the left, will likewise be put to the right about, so soon as the sub-divisions on their outer flanks shall be directed to bring their shoulders forward, and they will in like manner bring their, shoulders forward, as soon as their inner flank is clear. The remaining companies

follow successively in the same manner by sub-divisions, with the exception of the left sub-division of the right centre company, and the right sub-division of the left centre company, which it will be only necessary to put to the right about. In this manner the battalion will pass the bridge or defilé, and when halted or fronted will be a double column of sub-divisions on the centre, and can re-form line, if required, in the manner already pointed out in sections 75 and 76.

As it is necessary in order to secure this movement being correctly performed, that the flank sub-divisions should move off simultaneously to the rear, and wheel into double column at the same moment, two sergeants from the centre companies will be placed, on the caution, in rear of the outer flanks of the two centre sub-divisions, and the officers commanding divisions will be careful to bring their shoulders forward, upon their flank arriving at one of these points; and as the left is in general to be considered the pivot when advancing in double column, so the right will become the directing flank in retiring.

It must also be considered as a general rule, where a column not already on any given alignment, is ordered to advance, or retire, that a sergeant steps out 6 paces, in front of the leading officer to give the perpendicular of march, and falls back to his place when the column is put in motion.



### SECTION LXXXIX.



#### WHEN A BATTALION FORMED IN LINE MAY HAVE TO RETIRE OVER A BRIDGE OR DEFILE, IN THE REAR OF A FLANK.

THE BATTALION WILL RETIRE BY COMPANIES OR SUB-DIVISIONS FROM THE RIGHT ALONG THE REAR.

*Company, right about face. Left*

The caution being given from which flank the battalion is to retire, (suppose the right,) the officer commanding the right company, puts his company or sub-division to the right about, and wheels it the quarter circle to the right by bringing the shoulders forward: he then placing himself on the right flank continues to move along the rear of the line, until he shall arrive in rear of the left company, when he will give the word *right shoulders forward*, shifting himself to the left flank during

*shoulders forward.*  
*Right shoulders forward.*  
*Forward.*

the wheel; the company or sub-division having again wheeled the quarter circle will receive the word *forward*, from its leader, and will continue to march on to the rear upon some points taken up by the leading officer or placed perpendicular to his front, and dressing by the left, which will become the pivot flank. The remainder of the battalion will successively move off in the same manner, as soon as their flanks are cleared by the preceding division, and to prevent loss in distance the officers will put their companies to the right about as soon as the preceding one shall receive the word *forward*. The battalion having passed the defilé, will be, when halted and fronted, a column left in front. In the same manner the battalion may retire from the left, and when halted and fronted, will be a column right in front, ready to advance or form line.

HALT.  
 FRONT.



### SECTION XC.



#### WHEN A DOUBLE COLUMN OF SUB-DIVISIONS ON THE CENTRE IS REQUIRED TO FORM A QUARTER DISTANCE COLUMN OF COMPANIES, RIGHT IN FRONT.

THE RIGHT  
 WING WILL  
 FORM CLOSE  
 COLUMN IN  
 FRONT OF  
 THE LEFT  
 WING.  
 THE LEFT  
 WING WILL  
 CLOSE TO  
 THE FRONT.  
*Quick  
 March.*  
*Left turn,  
 halt, front,  
 dress.*

On the word *Quick march*, the left wing sub-divisions close to the front, and the right wing sub-divisions move on, receiving the word *Left turn*, from their respective officers, as soon as their inner flank is open, and filing successively, are halted and fronted in front of the left wing. The battalion will then stand a single close column of sub-divisions, right in front.

FORM COLUMN OF COMPANIES. LEFT SUB-DIVISIONS LEFT FACE. *Quick March. Halt front. Dress up.*

The column of sub-divisions may then form column of companies, by the left sub-divisions deploying on the right sub-divisions, upon which they will be *halted* and *dressed* by their respective leaders; and when this deployment is completed, the column can be closed to the front, and ready for any ulterior movement.



### SECTION XCI.



#### WHEN A BATTALION IN LINE FORMS A SQUARE OR OBLONG, TO PROTECT BAGGAGE FROM INFANTRY ONLY.

FORM SQUARE TWO DEEP ON THE TWO CENTRE COMPANIES. REMAINING COMPANIES RIGHT ABOUT FACE. RIGHT AND LEFT SHOULDERS FORWARD. *QUICK MARCH. Halt, front, dress.*

1. The caution being given to *Form square*, the colours fall to the rear, and the centre companies close by word of command from the senior company officer, to the centre.

The remaining companies are then faced to the right about, and on the word *Quick march*, bring up their respective right and left shoulders, and move into square. Nos. 1 and 2 form the right face, Nos. 5 and 6 the left face, and the Grenadier and Light Infantry companies the rear face of the square, being *halted* and *fronted* by their respective officers when they arrive in position.

THE SQUARE WILL MARCH TO FRONT, REAR, RIGHT, OR LEFT FACE. BY SUB-DIVISIONS ON THE RIGHT AND LEFT BACKWARDS WHEEL. *QUICK MARCH.*

2. *When the square or oblong is to march by any one face.*—The face which is to lead is announced; the colours move up behind its centre: The commander will then give the word to the two flank faces, *By sub-divisions (or sections) on the right or left backwards wheel*; upon the word *Quick march*, they wheel back, and the rear face advances two paces, and then faces about. The square marches two faces in line, and by their centre; and two faces in open column, which cover and dress to the flanks on which they wheeled back, carefully

*Halt, dress.* preserving their distances.—The square *halts*, and when ordered to *Re-form square*, the sub-divisions in column immediately wheel up, and form their faces, and the face which faced about, again faces outwards, and falls back the two paces it had advanced.

QUICK  
MARCH.  
HALT.  
REFORM  
SQUARE.  
QUICK  
MARCH.

Should the baggage not admit of the sub-divisions or sections wheeling back into the square, the flank sides may face by fours to the proper direction.

*To Reduce the Square.*—Upon the caution, the two centre companies open out by the side step to leave room for the colours, and the remaining companies receive the word *Right and left shoulders forward, quick march*, and are brought into line by the echelon movement, forming on their covering sergeants.

Should the ground be uneven, or otherwise unfavorable to this mode of forming the square, the same operation may take place on the centre companies, by making the remaining companies of each wing form open column by the flank march of fours in their rear; the companies forming the side faces wheeling outwards, and the Grenadier and Light Infantry closing to the front, and going to the right about. Squares may be formed from a line of ten companies, in the manner instructed for eight companies, increasing the right and left faces accordingly; and a wing of five companies may form a square of ten sub-divisions.



## SECTION XCII.



### COMMANDS.

All words of command must be given short, quick, and loud, so as to be heard and understood from right to left of a battalion in line: or from front to rear of a battalion in column. And, indeed, every officer must be accustomed to give his words of Command, even to the smallest bodies, in the full extent of his voice, and in a sharp tone, in order to be heard by the leaders of other corps who are dependent upon his motions. The confidence and prompt obedience of the soldier, can only be in proportion to the firm, decided, and proper manner in which every officer gives his orders.

In the midst of surrounding noises, the eye and ear of the soldier should be attentive only to his own immediate officer ; the loudness of whose commands, instead of creating confusion and unsteadiness, ought to give confidence in the hurry of action.

The field officers and Adjutants of the battalion are at all times mounted, in order to give points in movements, to correct mistakes, to circulate orders, to dress pivots, when they ought to cover in column in a straight line, and to take care, when the column halts, that they are speedily adjusted before wheeling up into line. No dismounted officer can possibly perform the duties required of those who fill such situations.

Squads of officers should be formed, and exercised by the inspecting field officer, or by the Adjutant : They should be marched in all directions : and in proportion to the number of files in a division, they must learn accurately to judge, the distances necessary for each, and to extend that knowledge to the front of greater bodies. They should acquire the habit of readily ascertaining by the eye, perpendiculars of march, and the squareness of the wheel.

An officer ought to know the post which he should occupy in all changes of situation,—the commands which he should give,—and the general intention of a required movement. He should be master of the principles on which each formation is founded ; and aware of the faults that may be committed, in order to avoid them himself, and instruct others. These principles are in themselves so simple, that moderate reflection, habit and attention, will soon shew them to the eye and fix them on the mind ; and individuals from time to time, when qualified, should be ordered to exercise the battalion or its parts.

The complete instruction of an officer enlarges with his situation. From the variety of knowledge required of him, his exertions must be unremitting, to qualify himself for the progressive situation at which he may arrive.

---

of the soldier ; the confusion and action.

ure at all s, to cor- when they take care, ted before ssibly per- ons.

ed by the should be number of e, the dis- lge to the bit of rea- , and the

ould occu- he should ment. He formation mitted, in ese princi- ion, habit them on qualified, ts.

th his si- him, his the pro-

### PART III.

## LIGHT INFANTRY.



### GENERAL PRINCIPLES FOR LIGHT INFANTRY FORMATIONS.



### SECTION XCIII.



### MOVEMENTS, &c.

*Object of Light Infantry movements.*

1st. The object of Light Infantry movements, whether in battalion or in companies, is to protect the advance or retreat, and to cover and assist the manœuvres and formation of larger bodies ; and these particular instructions are laid down to simplify the service of Light Infantry, to establish uniformity of practice and of movement, and to afford such details for the drill and formation, as will, under the most extended circumstances, contribute to produce unity of action and of result.

2d. The desultory movements and uses of Light Infantry, are particularly adapted to the circumstances and nature of this country, and in every part of the Province where the population is not so dense, as to be formed into battalions, single companies, or bodies composed of one or two companies, should be drilled exclusively to the practice of Light Infantry. They will thus be trained to modes of operation, the best suited to the country in which they will have to serve, if called upon to act in small bodies, and should they be ordered to act with corps of regular troops, or with the Militia Forces belonging to districts, that have admitted of the battalion formation, they will be qualified to co-operate in the most advantageous manner, which such combination admits of, viz. : protecting and covering



the main body in its movements and communication, clearing the country of desultory bodies of an enemy, and giving intelligence of all offensive movements, for all of which a spirit of enterprise, knowledge and experience of the country and climate, and habits of great resistance to fatigues and hardships, so eminently qualify the people of this Province.

3d. Until separate battalions or regiments of Light Infantry shall be formed, as may hereafter be the case in the more populous parts of the country, the two flank companies of all battalions should be trained as Light Infantry according to the following system.

*To be well versed in all movements of the Line.*

4th. The first principal essential to this system, is the utmost rapidity of movement, consistent with order and regularity:—But as greater celerity has now been given to the movements of the whole line, the rates of march laid down in the foregoing parts, apply to Light Infantry battalions and companies; and it is required of every battalion of Light Infantry, that it shall be thoroughly versed and well grounded in the prescribed exercise and movements of a battalion of the line; for no latitude can be permitted in the mode of executing the drill and manœuvres laid down in the first and second parts of this book, upon the plea that they are performed by Light Infantry battalions; and such extended movements and formations as apply to this particular description of force, are laid down in this part, as applicable to them, when employed in extended formations.

*Battalions of the Line required to practice movements in extended order.*

5th. When battalions of the line are in perfect order in all the detail of line movements, it is essential that they should be practised in certain extended formations. It is always desirable that a battalion of the line, in the absence of any force of Light Infantry beyond the Light companies of Regiments, should be competent to assist in protecting the front and flanks of a column of march; and the formation of an advanced guard, and the posting of piquets apply to all descriptions of Infantry corps.

6th. Light Infantry companies of a battalion must, upon the same principle, be perfectly versed

in all the duties of the line, and ready at all times to act in their place in battalion.

*Formation and telling off.*

7th. Light Infantry battalions and companies, are formed and told off in the same manner as battalions and companies of the line. Except that Light Infantry battalions having NO FLANK companies, are told off from right to left.



### SECTION XCIV.



#### SIGNALS AND SOUNDS FOR REGULATING MOVEMENTS.

1. Signals and sounds are necessary in various situations; they are intended as substitutes for the voice: But as they are liable to be misunderstood, they should never be resorted to, excepting when the voice cannot reach; or for the purposes of drill and instruction.

*To be as few and as simple as possible.*

2. For this reason, and as the same sound upon a different key, or in different time, is apt to occasion mistakes, they ought to be as few and as simple as possible.

*No movement to be executed until the last sound of the bugle.*

3. No movement should ever be executed until the Bugle sound is perfectly finished; and in the combinations of the sounds with the "Fire," that sound should always be the *last*, otherwise the company might immediately commence a fire upon the spot, and if the march or retreat were to follow, it would not be heard.

4. The following sounds appear sufficient for every situation in which Light Infantry can be employed:—

The Light Infantry call } As established, and there-  
and the Officers' call, } fore not numbered.

I. *To Extend*—from that part of the line where the Bugle sounds, except preceded by the distinguishing G.

II. *To Close*—to the spot from whence it proceeds, and for Skirmishers to run in upon the supports, except preceded by the distinguishing G.

III. *To March*—in order of the present formation.

IV. *To Halt*—in the same order ; excepting in advancing or retiring from line by *files*, in which case they form up to the front.

V. *To Fire*.—If when halted, they fire upon the spot, skirmishers selecting their objects. If on the march, whether advancing or retiring, by double or single files, it will be by alternate *files*, unless otherwise ordered.

VI. *Cease Firing*.—Every man to cease firing and load.

VII. *To Retreat*.—When not firing to retire immediately in *quick* time. The line, reserves, and skirmishers, facing to the right about, if no other order or rate is specified.

VIII. *Assembly*.—This sound may be used on many occasions, viz. to turn out a corps, or company, at any time by day or night; to repair to a place of rendezvous previously appointed, when extended as skirmishers, and surprised by cavalry in open ground. For skirmishers, with their supports and reserves, to run in upon the battalion.

IX. *Disperse*.—The whole to disperse according to the object and orders given.

X. *Skirmish*.—To send out any portion to Skirmish. This may be indicated by each sub-division and section (or each company of a battalion) having its distinguishing sound.

XI. INCLINE TO THE RIGHT.—*Left shoulders forward*.

XII. INCLINE TO THE LEFT.—*Right shoulders forward*,—whether marching in close or extended order, this is obeyed by bringing forward the shoulder gradually.

XIII. *The Alarm*.

XIV. *The lie down*.

XV. *The Rise*.

5. The following signals being repetitions, or combinations of the preceding sounds, are not numbered.

*To Annul.*—Whenever the halt is sounded, it is considered as annulling every previous sound excepting the “*Fire*”; therefore, if the company or battalion be inclining to the right, or left, or extending in any direction, upon the halt being sounded, they are to stand fast, and the subsequent movements will depend upon the sounds that may hereafter be given, without any reference to the former sounds.

*Forwards.*—When the direction has been sufficiently altered after inclining to the right, or left, the Bugle will sound the “*March*,” which in this situation signifies “*Forwards*.”

*Incline to the right and left.*—Nos. XI. and XII. These two sounds immediately following, signify that a chain or line of skirmishers, an advanced or rear guard, should occupy more space to the right and left.

The space to be occupied, if no certain number of paces is fixed upon, should be one half of their original extension. When they have sufficiently increased their distances, the “*March*” will be sounded. Should the increased extension not be sufficient, the sound should be repeated. In increasing their distances, they are to continue their front and other operations, should they either be firing or advancing, and extend themselves by degrees from the centre.

*Distinction between assembly and close.*

6. If when the battalion or company is detached, the skirmishers have to close, they always run in upon the supports in the *first* place, and the assembly will afterwards be the signal for the *whole* to close in upon the battalion:—But if the assembly sounds first, without any close, it is a signal for the whole to make the best of their way to the rear of the battalion; in which case they must move as rapidly as they can, as this implies the necessity of greater expedition. If skirmishers are pursued when the assembly is sounded, they should be taught to keep wide of the battalion.

7. *The March—Retreat—Halt—Fire—Cease firing—and Disperse*, are the only sounds which should be repeated by all the Buglers on every occasion.

*How the use of the bugle may be increased.*

8. The use of the Bugle may be considerably increased by adopting the use of three simple G's, as distinguishing sounds.

One G to denote the right of the line.

Two G's the Centre.

Three G's the Left.

This, preceding any sound, denotes the part of the line to which it applies. For instance, two G's before the *Extend*, signifies to extend from the centre. One G followed by the close, signifies to close to the right, when no G is prefixed to the *Extend*, it will mean from that part of the line where the Bugle sounds.

9. There should be a pause of three seconds between all orders by sounds.

10. Signals by Bugle sounds do not apply to bodies of troops in reserve.

*How to regulate the movements of a company or battalion flanking at a distance.*

11. The movements of a company or battalion at a distance, may be regulated by the Bugle. When it sounds the double time, it indicates that the utmost expedition, consistent with good order is necessary.

*Time of movement.*

12. When no particular time is specified, all Light Infantry movements in close order, excepting formations from file, are in quick time: All formations from file, and from extended order, and all extensions also are in double time. A just discretion, however, is necessarily vested in every commanding officer on actual service when the double time must be sparingly used. In broken grounds, or when rushing in advance to seize an advantageous point, or in cases of great danger in retreating and in assembling, it may be resorted to; but for common skirmishing it is liable to exhaust the men.

*Situation of Light Infantry companies in battalion.*

13. The Light Infantry company will always occupy its place on the left of the battalion till called for.

When the call sounds, the company will order arms, and unfix bayonets, without word of command, and will be ready to move.

## SECTION XCV.

## SKIRMISHING.

1. A battalion or company may extend its files from any part of the line, and at any distance, either by single or double files; but a battalion had better extend by double files, as it is more readily accomplished in that manner for a large body. If this particular mode, however, is not specified for a detachment or corps, it will extend by single files.

*Detached skirmishers.*

2. Detached skirmishers must be governed by circumstances and situation; and may occasionally fire kneeling or lying, taking the advantage of ground to screen themselves from the fire of the enemy.

*Number of paces in advancing or retiring.*

3. The number of paces in advancing or retiring, must be regulated in the same manner, by the superior officer commanding.

*General rule in advancing or retiring.*

4. It is a general rule, that in advancing, the men advance by the right of the men in their front, and in retiring, by the left of the men in their rear.

*How to proceed when no mode of skirmishing is specified.*

5. When extended in *single* or *double* files, and *no mode of skirmishing is specified*, it will be by alternate files.

*All preparatory cautions to be passed along the line before the bugle sounds.*

6. All commands to which the bugle sounds do not directly apply, to be passed in the first instance distinctly along the rear, by the officers or non-commissioned officers. In many cases the following few signals by sword, which every soldier can easily comprehend, will supersede the necessity of others:

*Forward.*—The sword at arm's length, pointed.

*To the right.*—The sword ditto, to the right.

*To the left.*—The sword ditto, left arm to the left.

*Halt.*—The sword held up perpendicular.

*Skirmishers to overlap the flanks of lines.*

7. In covering the advance of lines, skirmishers will take care to protect and overlap the flanks.

*How to occupy the edges of hills, &c.*

8. In occupying the edges of hills, or the backs of fences, whether in close or extended order, the line will always follow their direction, provided the

salient angles are not too acute ; but the men must be very careful to fire clear of each other.

*Relieving  
skirmishers.*

9. In relieving a line of skirmishers, the new line extends in the rear, out of reach of the enemy's fire, and afterwards runs up rapidly to the old line ; each file of the former proceeding straight in rear of the latter, so as to keep them between the enemy's fire.

*When halted.*

10. If the relief is to take place when halted, each file of the old skirmishers runs straight to the rear, the instant that a file of the new skirmishers reaches the line of defence ; and whenever the former is out of reach of the enemy's fire, they close in upon their supports. Should an immediate advance be intended, the relieved skirmishers ought to remain in the line, if *covered*, instead of exposing themselves to a fire whilst retiring.

*When advancing.*

11. If the relief takes place while advancing, the new skirmishers will run up in the same way, and pass briskly in front of the others ; the old skirmishers *lie down* till they are out of the enemy's fire, after which they close upon their supports as before.

*When retiring.*

12. If relieving while retiring, the new skirmishers extend a considerable distance in rear, and each man looks out for a good situation. The old skirmishers continue to retire in their usual order, until within twenty or thirty paces of the former ; they then run through them to the rear, until they are out of reach of the enemy's fire, after which they close.

*Supports &  
skirmishers  
to relieve  
each other.*

13. Those which have been acting as supports may relieve their own skirmishers in this way—in which case the latter afterwards form in as many parties of reserve as the others consisted of, closing to the right and left accordingly, when out of reach of the enemy's fire.

*The whole  
relieved,  
strengthened,  
or diminished.*

14. But if the reserves and skirmishers are all relieved by fresh parties, each of the supports preserve the relative position with respect to *their own* skirmishers, until the two lines have relieved each other. Any part of a line of skirmishers may be relieved in the same manner:—It may also be

strengthened by throwing forward one or more companies or sections to particular parts of the line; in that case they must mix with the others, and divide the distances, or it may be weakened by calling in one or more sections; in which case the remaining skirmishers will extend to the right and left, so as to cover the vacancies of those who retired.



## SECTION XCVI.



## DETAIL OF FORMATION.



## TO COVER THE ADVANCE AND RETREAT OF THE LINE.

*To extend  
from the  
right.*

1. As soon as the order is given, (either by the word of command, or by bugle,) the officers drop to the rear:—The captain places himself in rear of the centre; the first lieutenant is attached to the front line of skirmishers; the second to the rear line; the third lieutenant remains with the captain ready to receive his orders. The sergeants fall likewise to the rear,—but two remain posted directly behind the centre, (unless the company has been acting detached, in which case they are in the centre,) ready to direct the lines in their advance.—At the last sound of the Bugle, the right-hand file stands fast; the remainder trail arms, face to the left, and extend.

When soldiers are drilled by word of command, they move or obey in the same manner, at the last word, which should be given short:—*Paces—From the Right—Extend.*

*Paces—From the Centre—Extend.*

*To the Right—Close, &c.*

*Advance—Halt—Fire—Retire, &c.*

Light companies should often be practised in judging their own distance of files; the points on which the flanks are to rest being previously notified.

2. There is a particular sound for double time, which, if necessary, the men can assume upon the march: but the files must be loosened before they attempt it.



3. The front rank men of files move straight before them, covering correctly on the march: their respective rear rank men cast their eye over the right shoulder, and tap their front rank men, at the distance of two, four, six, or any other given number of paces, as a signal for them to halt and front.

*Distance of Files.*

4. The paces are indicated by the previous caution of the commanding officer: but if no number is specified, six paces is the regulated distance between the files. If the left hand file, who leads on this occasion, be a steady man, and has moved correctly on his front, the line will require little dressing, too much attention to which, in extended order, is to be carefully avoided. If the distance between the files, be not correct, it must not be altered by closing or opening out:—This can only be done upon the march.

*To extend from the left.*

5. Requires no additional explanation. The rear rank men cast their eye over the left shoulder.

*To extend from the centre.*

6. In extending from the centre, the left hand file of the right sub-division (if a company) is the centre file from which all movements take place. The other files face outwards, and proceed as before. When battalions extend from the centre, it will be performed quicker and more regularly by the companies moving in close order to the required distance and then extending from the proper flank.

*To fire in extended order on the spot.*

7. So soon as the "Fire," has sounded, the rear rank men take a side step of ten inches to the right; and both ranks fire alternately in this position, commencing with the front rank: each making ready when he hears the ramrod of the rank which has fired, working.

*To cease firing.*

8. In this manner the firing is continued, until the bugle sounds the "Cease." After this sound, not a shot must be heard; the unloaded men re-load as rapidly as possible, and if any rear rank men should happen to be in front, they fall into their natural places, covering exactly as before: the whole then remain steady, and ready to move.

*To fire kneeling, on the spot.*

9. This caution is repeated by the officers: and where there is any deficiency of them by the sergeants, along the line. The bugle sounds the "Fire"

and the whole drop instantly on the knee. The right knee is on the ground, and the right leg to the rear. The rear rank man, in coming down, disengages to the right, but not more than is necessary, that he may not be too much exposed. The firing proceeds as before, with this difference, that the rear rank men retain their places, and continue disengaged, to avoid the awkward movement of covering, and uncovering upon their knees.

*To fire lying.*

10. As soon as the bugle sounds the lie down and the "Fire," the whole drop on both knees, (the rear rank men disengage and throw themselves on their bellies;—the firing proceed as before; the men load on their knees, or they may load sitting or lying, though the latter is an objectionable position, and very liable to accident. Riflemen may fire on their backs in favorable situations; in this position, the feet are crossed, the right foot passing through the sling of the rifle, and the piece supported by it; but this position is not suited to the musquet of light infantry companies of the line, it furnishes a steady aim with a rifle, but it can only be used in cloudy weather or with the sun at the men's backs. If in a very exposed situation, the soldier attempts to load lying, he will, after priming, roll over on his back, and placing the butt, between his legs, the lock upwards, and the muzzle a little elevated, draw his ramrod, and go on with his loading without exposure, rolling over on his breast again when ready to fire.

*To form in chain order, or order of double files.*

11. The caution being passed to "Form chain order" the left files face to the right, and close upon the right files, without further word of command. The whole line now stands extended in double files, ready to advance by alternate files if required. Light troops are never to remain halted and exposed unnecessarily at chain order, neither is any firing allowed in this formation. It is to be used only preparatory to the advance by files.

*To reform order of single files.*

12. On this caution the left files face to the left and take up their former situation.

*The line will advance.*

13. At the last sound of the bugle to "Advance" the whole step off in quick time, dressing by the centre.

*To fire advancing.*

14. When extended in single files, and no mode of skirmishing is specified, it will be by alternate ranks—When extended in double files, it will be by alternate files. But skirmishing by files, whenever circumstances permit, will prove the most efficient manner, and should always be preferred, if possible, from the increased confidence with which it naturally, inspires the soldier, more particularly in advancing.

*To fire—advancing by alternate ranks.*

15. The *advance* and *fire* having sounded, the front rank men give their fire independently as before. The rear rank men disengage, and move on the number of given paces, in double time, (12, if covering an advancing line, and 24, if skirmishing detached,) deliberately aim at the enemy, and fire, when the front rank has approached, and so on alternately.—The ranks wait for no signal to advance at the same moment, but whenever the man who has fired is reloaded and ready he moves on, looking at his file leader and the enemy, without paying any attention to his right or left hand neighbour. Although the distance is here laid down for the purposes of drill, a skirmisher when advancing in the field against an enemy will regulate his distance to the front by the cover, and advantages that the ground may present, and if these are particularly good and commanding, he will fire two or three shots without moving, as long as he sees that he does not retard the advance of his comrades. In firing advancing, by alternate ranks, the rear rank men take care to advance always by the right of the men in their front.

*To fire, advancing by alternate files, (when extended in chain order)*

16. In firing, advancing by alternate files, the rear rank men of the right files, instantly disengage to the right, and fire independently, but cover their front rank men when they load, the left files then move out, covering exactly, while the right remain halted, to load, and the firing is continued as before.—The attached officers move along their respective lines attended each by a bugler, and are not confined to any particular spot.—The captain or the commanding officer is usually in the centre and rear of the whole.—If the line of skirmishers is already in march when the "*Fire*" is sounded, the whole make a momentary halt, the right files give their fire, and the left move out as already detailed.

*The  
skirm  
will*

*To r  
alter  
files.*

*To  
loc  
en  
(f  
ed  
in*

This manner of advancing should be much practised, as it is not only the best mode from the confidence it gives to the individual soldier, but the manner generally adopted in skirmishing, when opposed against an enemy in the field.

*The line of skirmishers will retire.*

17. If the company or battalion in extended order be directed to retire by ranks, the front rank men give their fire, and go to the right about: the rear rank men disengaging to the right, to let them pass.—Having retired the regulated distance (twenty four paces) in double time, they halt, and when loaded, the rear rank men give their fire, and retire beyond them, passing by their left.

*To retire by alternate files.*

18. If the company or battalion in extended order, be directed to retire by alternate files, the right files fire first, the rear rank men disengaging for this purpose to the right, and go to the right about; then the left files, who retire beyond them as before. The files cover exactly in retiring as in advancing.

19. The men come to the left about upon halting, and proceed with their loading. They come to the left about, because the arms being at the long trail, would otherwise not be clear of each other.—In going to the right about after firing, the men go smoothly round upon their heels without bringing them square;—they preserve the position at which they stood in the present, and have already, in coming about, one pace to the rear; the piece is brought at the same time to the trail.—They go to the right about because the rear rank men, (whether retiring by alternate files or ranks) having disengaged, as above explained, renders no deviation from the prescribed mode necessary.

20. So soon as the ramrods of the rear rank commence to work, the front files covering their opponents, fire independently as opportunities offer, go to the right about, and retire as before.

*To fire kneeling, advancing.  
(from extended order in single files.)*

21. The caution having passed along the line at the last sound of the bugle to "Fire," the whole drop instantly upon the knee; the front rank men give their fire and the rear rank men spring up, and advance, by the right of their file leaders, the regulated distance to the front.

*To fire kneeling, advancing. (from extended order and double files.)*

22. If from chain order, or order of double files,—the right files give their fire, and the left files spring up, and advance as before.

23. On the sound to "*Fire*" the whole line or lines, drop instantly on the knee, the right files (or the front rank men only, if retiring by ranks) giving their fire and then rising and going to the right about;—The left files (or the rear rank men only, if as before,) following as previously described.

*To fire kneeling, and retiring.*

24. If already in two lines, when the "*Retire*" and "*Fire*" be sounded, the line which may be then in front, will, of course, be the first to give its fire and to retire.

25. It is an invariable rule that skirmishers always load *before* they advance, and *after* they retire, unless expressly ordered to do so on the march, if the "*Charge fire*" sounds without the halt, then the men load on the march.

*To close.*

26. On the signal being sounded, the men trail arms, face to the point required, and close in quick time.—If the double quick be sounded, they take it up upon the march, and shoulder, and dress, as soon as they reach the part to form upon.

*To extend while a division is advancing; from the centre—from the right, or, from the left.*

27. In all these cases, the files from which the extension takes place move straight forward in quick time; the others make a half turn to the flank, to which they are ordered to extend.—As soon as each file has got its regular distance, it will turn to the front, and advance; rear rank men covering their front rank men, and keeping in line with the directing file.

*To incline to the right. Incline to the left. Advance.*

28. The skirmishers make a half turn to the flanks to which they are ordered to incline, and continue in the diagonal direction, until the "*Advance*" is sounded, when they will return to their original front, and move forward as before. If, when the skirmishers have made the half turn, the bugle should sound the "*Incline*" a second time, the men's shoulders should be brought up, so as to complete the face, and march in file.

*To fire and load upon the march in a single line.*

29. At the signal to "*Fire*" the front rank man of each file fires and instantly drops to the rear, by the left of his comrade, and loads, as quickly as he can, upon the march; and as soon as his ramrod begins to work, the other man fires, and proceeds in the same manner, taking care that both men are never unloaded at the same time.—This rule is always to be attended to, but more particularly in this instance, when the skirmishers are advancing in a single line and firing without halting.—This movement applies more particularly to a rapid advance upon a retiring enemy. When regular resistance is encountered, the formation of two lines, together with the utmost practicable regularity in the alternate advance of each, is to be observed.

*To Halt.*

30. At this signal, the whole kneel down, and take advantage of any inequalities of the ground near them continuing to fire until the signal for "*Cease firing*" has sounded.

*To Retreat.*

31. If the signal to "*Retreat*" should be sounded, when the skirmishers are not firing, both ranks will retire together; rear rank leading: but if firing at the time (which presumes always contact with the enemy) they will retire, as above directed, in two ranks, the front rank men moving off first, and loading after they have halted and fronted; unless the "*Cease fire*" sounds without the halt (Vide Nos. 17 and 25 of the Section.)

*To Halt.*

32. If the "*Halt*" should be sounded, the rank next the enemy will stand fast, (or face about, if not already fronting the enemy) and the other rank will close up to it, and the whole continue firing, taking care that both ranks are never unloaded at the same time.

*To charge fast to the right on the right file. Double march.*

33. The right file faces to the right, kneeling, the others rise up and trail;—At the word "*Double March*" they bring the left shoulders forward, and form on the right file:—The distance will be preserved from the halted flank,—Each file will move in the shortest line to its situation in the new position, and instantly kneel down.

*Distinction between changing front and*

34. But in throwing a wing backward or forward, the distance of files must be preserved from the inward flank, and they must look to the outward

*Throwing a wing backward or forward.*

*To change front to the right on the left file. Double march.*

*To change front to the rear of the centre file. Double march.*

flank for dressing, and bring forward the shoulders gradually conformably to its progress.

35. The left hand file faces to the right, kneeling. The others rise up, trail, and face to the right about; step off at the double march, and when in line, face about and kneel.

36. The centre file faces to the right about, and kneels; all the others rise up, trail arms, and face inwards by sub-divisions, and countermarch by files in extended order: the right sub-division passing in rear of the centre file, and the left sub-division in front of it. Each file will kneel the instant it arrives at its place in the new line; or this may be performed by the sub-divisions bringing forward their shoulders inwards, each file passing through the alternate intervals, and halting as before.

37. The last four movements are principally intended to be practised at drill, and with small bodies, in order to render the men intelligent: but on service they can rarely be required. Whenever circumstances render these direct changes necessary in extended formations, it is desirable to throw out a new line of skirmishers from the reserve supports, or some other body.



## SECTION XCVII.



### FORMATION OF THE CHAIN, WHEN SKIRMISHING IN FRONT OF AN ADVANCING COLUMN, (FORMED RIGHT IN FRONT.)

1. The call being sounded, succeeded by the "Skirmish," the Light company wheels outwards by sub-divisions, receiving the word from its own officer, *Right and left shoulders forward*, and when in the due diagonal direction, *Forward*. It proceeds in quick or double quick time, as may be ordered, to skirmishing distance, viz. 300 paces beyond the head of the column; the right sub-division on the right flank—the left on the left.

**EXTEND.** 2. The extend being sounded, each sub-division extends, and forms in front of the advancing column; a section of each overlapping the flanks.

**CLOSE.** 3. When the close sounds, the skirmishers close to their respective sub-divisions.

**ASSEMBLY.** 4. When the assembly sounds, these reform company again, and resume their place in battalion.

*General rule to be observed when skirmishing at a distance from the column or line.*

5. But if the company be directed to skirmish at a distance, detached from the timely support of the column or line, one general principle must be observed, namely, that never more than one half must be sent forward to skirmish at a time; the other half remaining formed and ready to support.

6. If a company therefore be directed to make an attack, or by means of the above disposition to keep the enemy at a distance from their front, the commanding officer, having arrived in position, will signify whether the right or left sub-division is to advance:—If the latter, the left sub-division advances directly to the front, and when at skirmishing distance, extends from the centre, overlapping the flanks of its support, which remains ready formed in close order, and follows as the skirmishers advance. The captain commanding remains with the reserves.

7. If a battalion be employed for the above purpose, the left sub-divisions of each company move briskly 50 or 60 paces forward; the right sections of those sub-divisions halt with closed ranks: the left sections move the same, (or any directed number) of paces further to the front, and extend their files from the left, so as to cover completely the front of the main body from which they are detached; the outer sections of the battalion overlapping the flanks. Whenever right sub-divisions advance to skirmish, the right sections must be pushed on to their front, and extend themselves from the right, and vice versa.

8. This order of formation, is equally applicable to a single company, if strong enough for the purpose, the intermediate halted sections are called the supports, and the rear halted sub-divisions the reserves.

9. When a Light battalion marches in open co-



lumn in the vicinity of an enemy, one company will be formed in front, as an advanced guard; one in the rear, as a rear guard, and half a company on each flank, as flanking parties.

10. The same disposition to extend to a brigade of the line, when the three Light companies may be employed in the same manner.

*Flanking parties.*

11. The company to perform this duty will extend its sub-divisions, so as to cover the entire flank or flanks of the column. If intermediate supports are necessary, which can alone be determined by circumstances, and the relative distance at which the flanking parties act, from the column, they must be furnished (in the absence of light troops) from the *line*. These supports will be formed about 100 yards in rear of the skirmishers, and the whole will move in file parallel to the column, and the leading file will take the outside flank skirmishers of the advanced guard for his general line of march.—When the column halts, the flankers and supporters face outwards to the enemy.

*How the unity of companies, when skirmishing is best preserved.*

12. With a view to preserve, as much as possible, the unity of companies when employed in skirmishing in an open country, or in the presence of cavalry, it is always desirable, when circumstances permit, that the skirmishers and the supports should be composed of the same companies, and the reserve formed of distinct companies. By this means each company is more easily united, and throws itself, if attacked, more readily into square.

13. When this arrangement is adopted with a battalion, it is only necessary to fix the proportion for the reserve, which, if circumstances permit, should never be less than one third of the whole body. The right sub-divisions of the remaining companies are then ordered forward to skirmish, while the left sub-divisions form the intermediate supports. The discretion and intelligence of commanding officers will readily apply both the modes of formation laid down. The principle throughout is the same, but as each company may have to act singly, it is necessary that it should be prepared by the practice of the first method to form its own reserve, and to depend exclusively upon itself, whenever circumstances may require it.

## SECTION XCIII.

## ADVANCED GUARD.

1. When a column is marching along a road where it is not considered necessary for the advanced guard to form a chain of skirmishers, the company will be formed in sections; the two rear sections, (under the command of the captain,) will form the reserve, advanced in front of the column; the second section from the front, (under the command of a subaltern,) will be 200 yards in front of the reserve, the leading section will be 100 yards in front of the second section, and will detach a double file, under the command of a corporal, 100 yards in its front, and a double file to each flank 100 yards from the road, and about 50 yards more retired than the corporal's party. These detached files must carefully examine all houses and enclosures within their reach; but should more distant objects present themselves, patrols must be detached from the second section for their particular examination. Single files of communication will be placed between the different divisions, and also between its reserve and the head of the column. The distance between these two last must be regulated by circumstances; but it will be commonly estimated at about 500 yards during the day and about 300 yards during the night.

*Patrols.*

2. Patrols may consist of a subaltern's party, or of a sergeant and twelve, or a corporal and six men, according to circumstances.

3. The object of a patrol is to obtain intelligence and to ascertain the presence or position of the enemy.

4. It is a general rule, therefore, that a patrol never commits itself in action if it can be avoided, but retires, (under cover if possible,) as soon as the requisite information is obtained. On coming to a house, an enclosure, or a hill, a single file of the patrol will advance and examine it; another file, remaining behind, will watch its motions, and be ready to give assistance, supported by the reserve if required. As soon as the file in advance is sa-

tified that there is no enemy in the place, one of the men will make a signal, by holding up his fire-lock above his head, in a horizontal position, and the rear file will join and move forward as before.

5. On approaching a village, the same precautions will be observed in front, while flanking parties will move round the outskirts.

6. In passing a défilé or hollow way, (in order to guard against surprise,) a number of files should follow each other in extended order, each file keeping the preceding one in view; and flankers must, if possible, examine the ground on the right and left for further security.

*Advance  
Guard in a  
plain in pre-  
sence of the  
enemy.*

7. When a detachment of Light Infantry is ordered to form a regular advanced guard in a plain, in presence of the enemy, it will be divided into four sub-divisions, or sections, each of which must be at least 16 files. Each section, moreover, will require at least an officer, a sergeant, and a corporal, independent of two centre sergeants to lead the whole.

8. The detachment being in line with the centre sergeants in the centre, and the officers on the right of their respective sections, receives the order, to "*form the advance guard.*"—The officer commanding the third section, immediately gives the word, "*Trail arms*"—"*Quick or double march,*" and leads out 100 paces directly to his front, upon points he shall have previously selected. The officers commanding the first and fourth sections, move on at the same moment, giving the word, "*Right and left shoulders forward,*" and march the same distance in a diagonal direction, upon points furnished by themselves, in the same manner. The second section remains in reserve, with the officer commanding the whole. The centre sergeants move to the front with the third section as before stated. As soon as the three sections are halted, they establish their chains of communication to the flanks and rear, in the following simple manner:—

No 1 section throws out one file 30 paces on its own right, and another file 30 paces on its own left.

Nos. 3 and 4 do the same.

In addition to this, No. 3 throws one file 30 paces to the rear, to keep up the communication with No. 2 in reserve; and No. 2 throws forward one file the same number of paces, to meet the file of No. 3.

Having done this as rapidly as possible, the outward half sections of Nos. 1, 3, and 4, advance exactly as before, (on a signal from the centre,) but only half the number of paces, and the moment they halt, extend in skirmishing order;

No. 1, from the Right,

No. 4, from the Left,

No. 3, from the Centre;

which continues to be marked by the centre sergeants. An officer is posted with the line of skirmishers; the others remain with the supports, and the captain with the reserve of the whole. As soon as the skirmishers extend, (which they do at the distance of 10 paces,) the supports in their rear open a communication with them, by pushing forward a double file (4 men) 25 paces in their own front.

9. The advanced guard is now formed; the officer commanding the line of skirmishers takes post between the centre sergeants, and is ready to lead the whole; although when required, his presence is confined to no spot in particular. In advancing, the whole dress by the centre sergeants. The double files of communication from No. 3 support, cover them exactly, and by this means furnish a point of conformation for the rear.

10. Should circumstances render the presence of the centre sergeants necessary to command the supports: No. 3 throws forward a single file, (intelligent men) as the file of direction. If the advanced guard has a path in its front leading to its destination, this file of direction should be placed on it, and the men told to move by it, the other files conforming to the directing one. When the road takes a bend of any consequence, the directing file will mark time whilst the shoulders of one flank are brought forward, and the other flank halts. When this change of direction is completed the leading file again moves on.

## SECTION XCIX.

## TO PASS A BRIDGE OR DÉFILÉ.

- Advancing.* 1. If the advance guard has to pass a bridge or défilé in front, the skirmishers gradually draw inwards as they approach it, then run forward and close up their files, followed by the supports, and reserve; and as soon as they have passed it, they will extend in their former order from the right, centre, or left, as circumstances require.
- Retreating.* 2. To pass a bridge or défilé retreating, the reserves and supports first pass through, and the former extends as a new line of skirmishers; while the supports in close order form at the end of the défilé, ready to fire upon the enemy, and protect the skirmishers until they pass; the latter draw inwards by degrees on their retreat until they get close to the défilé; when they run through, pass 50 or 60 paces to the rear of the new skirmishers, and form as a reserve for them.
- How to pass a Wood in extended order.* 3. In passing through a wood, the skirmishers will draw inwards or open out according to its extent; the outer flank files occupying the skirts of it, but keeping sufficiently within the wood as not to be perceived from the outside.
- How to break through a Copse or Wood, when in line.* 4. Should a corps of Light Infantry, when in line, have to break through a thick copse or wood, where it is impossible to preserve any order, every individual must follow the openings which may appear best; in such situations, however, the officers and sergeants must be the first who get through it, that each company may form upon them as quickly as possible.
5. Should the advance guard meet with bogs or other impassible ground of any extent, they must not leave it between themselves and the column, without careful examination, for fear of being cut off, or any enemy being concealed within the chinin.
- Rear Guard.* 6. A rear guard is an advanced guard reversed; and the principles and instructions given for the formation of the latter, apply equally to it.

## SECTION C.

## PICQUETS AND THEIR SENTRIES.

1. The strength of picquets, will depend upon the ground they are to occupy, their distance from, or proximity to, the enemy, and the importance which may be attached to the posts, they are intended to defend.

*Principal duty of a Picquet.*

2. The principal duty of a picquet is to guard the army in its rear from surprise, and to oppose such small detachments as the enemy may push forward for the purpose of reconnoitring, &c.

*How posted.*

3. To accomplish these objects, the picquet must be posted contiguous to the principal road it has to defend, and if possible, behind some cover, to conceal it from the view of the enemy, taking care, at the same time to leave no road unobserved on its flanks, by which it might be surprised in its rear.

*Measures for immediate security.*

4. As soon as the picquet arrives on the ground it is to occupy, sentries will be thrown out in elevated situations upon its flanks and front, for immediate security, and the officer commanding, having reconnoitred the neighbourhood of his post, with a strong patrol, in person will proceed to form a chain covering his front and flanks, and communicating with the picquets on his right and left.

*Line of sentries.*

5. In selecting the line for the chain of sentries, care must be taken not to extend it too much,—To post the men in the most advantageous situations for observing the roads and country in front, and to keep them as much concealed from the view of the enemy, as the nature of their duty will admit. Sentries must be placed, moreover, so as to secure one another from being cut off, and at such distances as to prevent any enemy from passing unperceived between them during the night.

*Sentries of advanced picquets to be invariably double.*

6. To ensure this object, and to guard against surprise of every kind, the sentries of an advanced picquet will be invariably posted double, and one of them will be always walking to the right, till he approaches the adjoining file, while the other is looking out vigilantly to his front. In this mode they alternately relieve each other.

*Detached parties under non-commissioned officers.*

7. If the chain of sentries should be so far extended as to make it inconvenient to relieve them all from the main body, one or two small parties, under the command of a non-commissioned officer, may be detached to a convenient situation, for the purpose of furnishing the sentries, and forming an immediate support to the chain.

*Advanced picquets require three reliefs.*

8. All advanced picquets should have three reliefs.

*When firing is heard.*

9. When any thing particular is observed in front, or firing heard in any part of the line of picquets, either by day or night, one of the sentries will instantly run in, and report to the officer what he has noticed, taking care to mention the circumstance at any post he may happen to pass by on his way.

*When picquets are attacked.*

10. When picquets are attacked, the same rule will be observed as in all other skirmishing, and the detached sergeant's parties will not run in on the main body, but support the skirmishers; and when compelled to retire, they will, if possible, retreat on the flank of the main body, and thereby afford mutual support to each other.

*When posted in a village.*

11. If a picquet should be posted in a village, the main body must be placed so as to be behind the junction of all the roads that lead to the enemy's position, the entrances from which must be blockaded up, or dug across, with the exception of a small retiring path, for the sentries placed in observation in front; small parties will be placed behind each barricade for its defence.

*First duty of an officer on picquet.*

12. The first care of an officer ought to be the strengthening of his post, by constructing abatis, breast-works, &c. and particularly where the defence of a bridge or ford is intrusted to him; he ought never to omit to throw up something of the kind to protect his men, and impede the advance of the enemy.

*A picquet must not shut itself up, without orders.*

13. A picquet ought not to shut itself up in a house, or in an enclosure, with the intention of defending itself to the last extremity, unless particularly ordered to do so, or that circumstances may render it necessary at the moment, for the preservation of the party, in the expectation of support.

*Under what circumstances a picquet should retire.*

14. A picquet may with safety defend its front as long as its flanks are not attacked, but as soon as the enemy attempts to surround the post, the picquet must begin to retire.

*Signals by day.*

15. Signals may be established by sentries during the day:—For instance—one man holding up his cap on the muzzle of his firelock, signifies that the enemy's patrol is advancing, and both men holding up their caps in the same manner, signifies that the enemy is advancing in force.

*Flags of truce.*

16. On the approach of a flag of truce, one sentry will advance and halt it at such distance as will prevent any of the party who compose it from overlooking the picquet posts. The other sentry will acquaint the officer commanding the picquet of the circumstance, who will, according to his instructions, either detain the flag of truce at the out post, until he has reported to the officer of the day, or he will forward the party blind-folded to the camp, under an escort. If the flag of truce is merely the bearer of a letter or parcel, the picquet officer must receive it, and instantly forward it to head-quarters. After having given a receipt, the flag of truce will be required forthwith to depart, and none of the picquet must be suffered to hold any conversation with this party.

*Night duties.*

17. At night the situation of the sentries ought to be changed, and generally drawn back nearer the supports, and placed so as to have the high ground before them; as an object is more easily discerned at night from a low situation, then when looking from a hill.

18. The sentries ought, if possible, to be relieved every hour during the night.

*The countersign only given to the Sentries.*

19. When a sentry is posted, the countersign only is given him; and no person under the rank of a non-commissioned officer is usually intrusted with the parole, which serves as a test for passing armed bodies inside the line.

*Challenging a double sentry.*

20. The moment a sentry sees or hears any person, he calls out, *Halt*,—"Who comes there?" and at the same time ports his arms, fronting to the party. If a double sentry; one stands behind the other, uncovering to the right, and also comes to the port.



If the answer be not satisfactory, the leading sentry instantly fires.

*Deserters.*

21. Sentries must be very distrustful of people who answer the challenge by saying "Deserters." they must be immediately ordered to lay down their arms in the rear, and not suffered to approach the sentry, until a party arrives from the supports to receive them, and then singly. If the suspected person, hesitate, the sentry will instantly fire.

*Advanced picquets to be under arms an hour before day light.*

22. Picquets will get under arms in the morning an hour before day light; and if every thing appears quiet in front, the officer will, as soon as he can discern objects distinctly, proceed to occupy the same posts that he held the day before; but he must previously send forward patrols to feel his way, and should any change be remarked in the enemy's posts or position, he will report it immediately to the officer of the day.

*When advanced Picquets should be relieved.*

23. As attacks are most commonly made, about day break, a desirable accession of force, will be always obtained, by relieving the picquets at that hour.

*Arrival of the relief.*

24. When the new picquet has arrived, the officer commanding it will accompany the officer of the old picquet, along the chain of posts, and this officer will point out the situation and strength of all the enemy's posts, and afford every other information in his power to the relieving officer.

*Duty of the officer of the old Picquet.*

25. When the sentries are relieved, and the weather is sufficiently clear to ascertain that there is no indication of an attack, the officer who has been relieved, will forward a written report to the officer of the day, and march his picquet home, *but if the advanced picquets* should be attacked before he arrives in camp, he will consider it his duty, to face instantly about and march to their support.

## SECTION CL.

ON THE SOUND OF THE "ASSEMBLY" HOW TO RUN IN  
UPON THE BATTALION, ACCORDING TO ITS SITUATION—AND RESUME THEIR PLACE IN LINE.

1. On such occasions it is of the utmost consequence that the front of the battalion should be left clear as soon as possible.

2. The skirmishers, therefore, if detached to any distance, must endeavour instantly to discover the exact situation of the battalion, and decide in what direction to run in, adopting that mode which will least impede, and soonest leave it in a situation for firing or advancing.

*If marching  
in line.*

3. If the battalion is advancing or retiring in line, they will run towards each flank of the battalion, separating from the centre.

*If in echel-  
lon.*

4. If in echellon, they will proceed towards the outer or reverse flank.

*If throwing  
a wing back-  
ward or for-  
ward.*

5. If throwing a wing forward, or backward, they will make for the outward flank. In both movements, the inward flank (or that which is first formed) will be left clear for firing, and in the first movement, they will have less distance to run over.

*Open co-  
lumn to close  
column.*

6. If the open column is forming close column, they will run in towards the rear division.

*Close co-  
lumn to open  
column.*

7. If the close column is forming open column, they will run towards the reverse flank, proceeding round the standing division of the column, or passing through the divisions as they open out, if necessary.

*Line coun-  
termarching.*

8. If the battalion in line is countermarching, they will open out from the centre, and run round the flanks, forming in rear of each, and afterwards closing.

*Formation  
of square.*

9. If the battalion forms square, they will take the most direct and short way to the rear, and close up and compose the rear face.

## SECTION CII.

CHANGES OF SKIRMISHERS, WHEN NOT CALLED IN, TO CORRESPOND WITH THE MOVEMENTS OF THE BATTALION.

1. If the skirmishers *are not called in*, while the battalion performs any movement, they must, with the utmost rapidity, change their situation, so as to correspond with the new order of the battalion; and their attention and activity are chiefly required in protecting it during the change.
- Line breaking into open column.* 2. If the line breaks into open column, they must face to the right, or left, and take ground to the same flank.
- Column counter marching.* 3. If the column countermarches, they must face to the right about, and move rapidly along the reverse flank to the new front.
- If the column wheels into line.* 4. If the column wheels into line, the skirmishers must also change their direction, and extend along the front of the line.
- Open column to half, or quarter distance.* 5. If the column closes to half or quarter distance, the skirmishers must also decrease their distances between their files, and some of each section, (when skirmishing at a distance from the line) must be called in to the supports.
- Line changing front to a flank.* 6. If the line changes its front to a flank, the reserves being nearer the new front, must wheel in that direction, and form the line of skirmishers: The old line of skirmishers, and the supports uniting and forming the reserves.

## SECTION CIII.

## RALLYING SQUARE.

When a company at extended order, and skirmishing detached, is suddenly surprised by Cavalry, the "*Alarm*" will sound, followed by the "*Assembly*," this will be considered as the signal to form the Rallying Square, as laid down for the line in general. Vide section 37.

When the reserves (vide sec. 97, No. 12,) are attacked by Cavalry, they may each form *four deep*, and wheel into a square

composed of the four sections, or the four sub-divisions of two companies.

When the supports are attacked (vide sec. 97, No. 8,) they may each form an orb by forming four deep, and wheeling backwards into a circle, the skirmishers as they arrive forming round them, unless they may have previously formed a Rallying Square.



IN, TO  
LION.

while  
y must,  
tion, so  
batta-  
chiefly

y must  
to the

st face  
the re-

rmish-  
extend

er dis-  
ir dis-  
ection,  
) must

k, the  
eel in  
shers :  
s uni-

tach-  
ound,  
sig-  
ne in

d by  
uare

## PART IV.

---

### INSPECTION OR REVIEW.

---

NO Parade movement will be expected to be exhibited, by any Body or Corps of Militia, until they acquire requisite proficiency in such essential formations, as may evince them to be capable of some degree of service utility.—Detached bodies or bodies composed of two or three companies for instance, will be required to go through the exercise and movements; pointed out in the first part of this work, before they attempt any of the movements of the battalion, and battalions will be required to shew proficiency in the exercise and movements specified in the second part, before they are expected to exhibit any of the Parade movements hereafter indicated.

---

#### PREPARATORY FORMATION.

When battalions are sufficiently instructed in those simple movements which have already been indicated, they will be taught to go through the following movements, and exercise of a Review.

The battalion formed in line at open order, will await the approach of the General. He is to be received with the compliments due to his rank, as set forth in the regulations on military honors. The Colonel and Lieutenant-Colonel on this occasion, are on foot, at the head of the colours, and at all other times they are to remain on horse back.

A Camp colour is to be originally placed 80 or 100 paces in front of the centre of the battalion, where the General is supposed to take his station; but although he may choose to quit that position, still the colour is to be considered as the point to work upon, and to which all movements and formations are relative.

## RECEIVING THE GENERAL.

- PRESENT ARMS.** { When the reviewing General presents himself before the centre, and is 50 or 60 paces distant, he will be received with a general salute. The men present arms, and the officers salute, so as to drop their swords with the last motion of presented arms; the music will play, and all drums will beat. The colours only salute such persons, as from their rank, and by regulation, are entitled to that honor.
- SHOULDER ARMS.** { The men shoulder, and the officers recover their swords with the last motion.  
 { The General will then go towards the right, the whole remaining perfectly steady, without paying any further compliment while he passes along the front of the battalion, and proceeds round the left flank and along the rear.  
 { When the General is going round the battalion, the music and drums may play and beat; they will cease when he has returned to the right flank of the battalion.
- REAR RANK TAKE CLOSE ORDER, MARCH.** { While the General is proceeding to place himself in the front, this command will be given, and the Colonel and Lieutenant-Colonel will then mount on horseback, in the rear of the centre.

## MARCHING PAST IN SLOW TIME.

- COMPANIES ON YOUR LEFT BACKWARDS WHEEL, QUICK MARCH. Halt Dress. MARCH.** { The battalion will break into column of companies, the right in front, and the column will be put in motion, pioneers, music and drums having been previously ordered to the head of it. Points will be fixed by the Adjutant for the several wheelings of the divisions, so that their right flanks, in marching past, shall be only four paces distant from the camp colour, where it is supposed the General places himself to receive the salute.
- Right shoulders forward. Forward.** { The several companies wheel successively at the first and second angles of the ground on the moveable pivot; and the wheel at the latter angle will bring them on the line on which they are to pass the General.
- { Each leader of a company, when it has advanced six paces from the wheeling point, changes quickly by the rear to the right flank of his company, and

*By the right.* } as soon as he has placed himself on that flank, he will order *By the right*, upon which the men will touch to the right, keeping their eyes direct to their front.

*Rear rank take open order.* } The leading company, and each other successively, as it arrives within thirty paces of the General, opens its ranks, at which time the leaders of companies move to the front, and are replaced on the right flanks by their Sergeants, the subaltern officers step out at the same time and dress in a line with the captain, and receive from him a signal for them to salute together, (for instance the raising the fingers of his left hand one pace before he brings up his sword.)

In marching past the reviewing General, the Colonel is to be in front of the Grenadier company, with the Major a little behind him, on his left: The music, drummers, and files, are six paces before the Colonel, and the pioneers are in two ranks, six paces before the music, having a corporal at their head to lead them.

The Lieutenant-Colonel is to be in the rear; but in the absence of the Colonel, the Lieutenant-Colonel will supply his place. The second Major is in the rear, behind, and on the left of the Lieut. Colonel; and the Adjutant is behind, and on the left of the Major.

The Colours, carried by the two *Senior* Ensigns, are three paces behind the fourth battalion company, covered by their sergeants. **STAFF OFFICERS DO NOT MARCH PAST.**

In marching past in open ranks, the sergeant who is on the right flank of the company is responsible for the proper wheeling distance being kept from the front rank of the company preceding him. The leading officer must invariably preserve his distance of three paces before the right of the company, and not derange its march; the rank of officers dress to him, their eyes are turned a little to the right, and they divide the ground, in order to cover the front of the company: If there is only one officer with the company, he is towards the right of it.

Supernumerary Sergeants are three paces in the rear of their several divisions.

The music will begin to play just after the leading company has made the second wheel; they will draw up opposite to the General, and they will continue to play until the rear of the column shall have passed him.

The officers when they arrive at their proper distance from the General, will salute successively by companies, when within six paces of him, and recover their swords when ten paces past him, without in the least altering the rate of march, or impeding the front rank of companies. The commanding officer, when he has saluted at the head of the battalion, places himself near the General, and remains there until the rear has marched past.

*Rear rank  
take close  
order,  
By the left.*

The officers commanding companies will each successively, when he has passed the General by twenty paces, close his rear rank, and will move by the rear to the left flank, giving the word *By the left*, upon which the men will lightly touch to that flank: Each individual of the company will at the same time, resume the post which he held when the column was first put in motion.

*Right shoulders forward.  
Forward.*

The several companies wheel successively at the point which will be fixed opposite the ground where the left of the battalion stood.

**HALT.  
SLOPE ARMS.**

When the leading company is near to where the left of the battalion stood, the whole halt, arms are sloped, and the quick march will instantly commence.

### MARCHING PAST IN QUICK TIME.

**QUICK MARCH.** The whole march off in quick time. No music.

*Right shoulders forward.  
Forward.*

The column makes three several wheels on the moveable pivot, viz. at the point where the left of the battalion first stood; at the point where the first wheel was made; and at the point where the second wheel was made, which places it on the line of passing the General.

*Carry arms.*

Before the leading company has made the last named wheel, arms are carried.—When it has completed that wheel, the music begins to play.

The leading officer of each company will shift to its right by the rear, in the manner already instructed, six paces after the wheel, which brings him on the line with the General; and when he has passed the General twenty paces, he will resume his proper pivot flank.

The supernumerary officers and sergeants march in a rank in rear of the companies, at one pace from the rear rank, and



officers' swords must be carried steadily against the right shoulder.

The Colonel, Lieutenant-Colonel, Major and Adjutant, are in the same places as in marching past in slow time; as also the music, drummers, &c. which will play drawn up as already directed.

*By the left.* { The several companies, twenty paces after passing, will successively touch to the left, (the proper pivot flank,) and the officers will shift to that flank while giving the word.

*Right shoulders forward.  
Forward.* { The companies successively wheel when opposite to the ground where the left of the battalion stood: And will again wheel at the next angle, where the left actually stood, which will bring the column upon the original alignment. The leader of the front company will march upon a point, and each officer will cover in column, and preserve his distance, in order to be ready for the halt and formation of line.

#### FORMING IN LINE.

*HALT,  
LEFT  
WHEEL INTO  
LINE,  
QUICK  
MARCH.  
Halt dress.* { The column will proceed on the alignment, until it arrives at the point where its head, or right is to be placed, when it will receive the word "*Halt*;" and the pivots will be instantly corrected, (if necessary;) it will then be wheeled into line, and the pioneers and music will go to their posts behind the centre.

When the line is formed, the Commanding Officer will give a caution that the Manual and Platoon Exercise will be performed, and he will then go to the rear of the battalion. The Major advances to the front of the battalion. "*Opens Ranks; Unfixes Bayonets; Shoulders Arms?*" makes the officers and colours *Take their Post of Exercise* in the rear, by facing to the right; marching through the several intervals occupied by

NOTE.—It must be recollected that a company or battalion is never to come to the *Halt, form line, or to dress*, (which are situations where the greatest accuracy of front is required,) but with *carried arms*.—When marching in column, or moving by fours, or in file, arms may be *sloped*. It is to be understood, as a general rule, that in the double march, (when in close order,) as the men make the first step, they slope arms, without any separate word of command; on being *Halted*, arms are instantly carried in the same manner.

the sergeants; and when three paces beyond the rear rank, they halt, and then receive the word "*Front!*" The Commanding Officer, Lieutenant-Colonel, Adjutant, Pioneers, Music, Supernumerary Sergeants, Drummers, and Filers, are at their posts in the rear, as when the battalion is formed in close order.

The Major proceeds with the Manual as directed by regulation. The Sergeants, who preserve in the front rank the places of the Platoon Officers, remain there steady during the whole of the Manual, except that they charge their pikes at the same time as the bayonets.

When the Manual has been performed, the Major will proceed with the Platoon Exercise as detailed in page 45, either in slow or quick time as may be required.

When the Manual and Platoon Exercises have been finished, the Major will go to his post, and the Commanding Officer of the battalion, will unluck bayonets, and prime and load with cartridge.

The battalion will then be expected to perform several of the movements laid down in Part 21, or such as the General or Officer Inspecting the battalion may direct. The Light or Rifle Companies (if there are any attached to the battalion,) covering the movements.

Commanding Officers will also practice in succession hereafter, the remaining movements, and any battalion which may require reasonable proficiency in all these, will have attained to as high a state of training as is necessary for the Militia forces of this Province; and the officers commanding such corps, as well as all the members of them, will be considered, as highly distinguished and deserving of high favor and consideration.

When one or two battalions are inspected or exercised together, they will be formed in one line, with the ordered intervals, and will perform the same movements that are laid down for the single battalion, observing the additional directions that will be given for such movements when applied to the brigade.

Upon occasions when the line may exceed two battalions, the Reviewing General may, at his option, dispense with marching past in slow and quick time in open column, in order to save time, and to preserve the troops fresh for the subsequent movements.

Z  
C  
si  
R  
th  
re  
w  
th  
lo  
  
o  
n  
fi  
E  
C  
L  
a  
th  
  
fi  
e  
e  
E  
p  
b  
s  
b  
C  
C

HEAD-QUARTERS, FREDERICTON, }  
30th January, 1827.

### **Militia General Orders.**

**T**HE irregular manner in which many individuals attend the General Mustering of the Militia, not only precludes the possibility of obtaining correct Returns, but unavoidably keeps the Regiments several hours longer on Parade than is necessary; thereby preventing men of industrious and sober habits from returning the same day to their homes, by having frequently to wait many hours after the time appointed for the assembling of the Battalion, before it is ordered for Exercise, calls for the following Regulations:

No. 1. One hour after the time ordered for the assembling of the Regiment or Battalion, the Captains (or Officers Commanding Companies) will call the Roll of their Companies, and fill up the Return marked A, and the men that join after this Return has been made out, will be formed on the right of their Companies, and are upon no account to be allowed to join the Battalion, until after the arrival of the Inspecting Field Officer; and unless they can give satisfactory reasons for being late, they will be fined according to Law.

Sufficient time having been given to the Captains (or Officers Commanding Companies) (but which ought not to exceed half an hour) to fill up their Returns, the Adjutant will collect them, and from these Reports fill up on the Field, the Return marked B, which is to be ready prepared for that purpose,—after having filled up this Return, which is to be signed by the Commanding Officer, and by him presented to the Inspecting Field Officer on the Parade, the Adjutant will give back the Returns A, to the Captains (or Officers Commanding Companies) to be by them presented to the Inspecting Field Officer, when he shall separately inspect their Companies.

The Battalion will now be formed in open column, points placed, and ready to wheel into line, Commanding Officers making use of any time they may have to spare, in practising the manœuvres for the day, taking care however to be in Review order by the arrival of the General or Inspecting Field Officer, who is to be received in the manner already pointed out.

After the Inspection, and before the Battalion is dismissed, the Captains (or Officers Commanding Companies) will deliver to the Adjutant a correct Roll of their Companies, according to the form marked C, prepared before hand, making a particular remark of the Absentees, not only on the day of General Inspection, but also on the days of Drill, which must therefore always take place prior to the day of General Inspection.

By the fourteenth day from the day of Inspection, and not later, the Return marked D, will be made out in duplicate, and after having been correctly copied into the Regimental General Return Book, will be forwarded to the Inspecting Field Officer, accompanied by such Remarks and Explanations as the Commanding Officer may consider necessary.

No. 2. The Inspecting Field Officers will in future hold their Inspections at as early an hour as possible, and which should therefore, to enable the men to return to their homes the same day, never be later than eleven o'clock.

By Command.

GEORGE SHORE, *Adjutant General.*

A.

Battalion

Militia.

Field State of Captain

Company,

18

DISTRIBUTION.	Capt.	Subal-terns.	Serj'ts.	Rank and File.
Present on Parade.....				
Absent.....				
Total Strength.....				

*Commanding Company.*

Explanation of Absentees.

mm, points  
of Officers  
practising  
be in Re-  
g Field Of-  
ointed out.

dismissed,  
will deliver  
according  
ng a parti-  
of General  
st therefore  
ction.

ction, and  
duplicate,  
Regimental  
Inspecting  
explanations

ature hold  
and which  
their homes

General.

RETURN OF ARMS AND ACCOUTREMENTS.

REMARKS.

	Pikes.
	Swords.
	Scabbards.
	Rifles or Muskets.
	Kamrods.
	Bayonets.
	Scabbards.
	Slings.
	Belts.
	Pouches.

A—continued.

Good .....

Bad { Unserviceable  
Repairable.....

Wanting to complete.

Complement....

Commanding Company.

B.

PARADE STATE of the Battalion  
 Commanded by this day of 18  
Regiment of Militia,

No. of Company.	By whom Commanded.	PRESENT.					ABSENT.					TOTAL.					REMARKS.			
		Captains.	Lieutenants.	Ensigns.	Sergeants.	Drummers.	Rank and File.	Captains.	Lieutenants.	Ensigns.	Sergeants.	Drummers.	Rank and File.	Captains.	Lieutenants.	Ensigns.		Sergeants.	Drummers.	Rank and File.
Artillery Company.	Captain.																			
Sea Fencible Company.	"																			
Rifle Company.	"																			
Grenadier Company.	"																			
Light Company.	"																			
1st Battalion Company.	"																			
2d	"																			
3d	"																			
4th	"																			
5th	"																			
6th	"																			
7th	"																			
8th	"																			
9th	"																			
10th	"																			
Total																				

Signature,

Commanding.

RETURN OF ARMS AND ACCOUTREMENTS.

REMARKS.



C.

MUSTER ROLL of the Company, Battalion,  
Militia, commanded by Major

No.	NAMES.	1st Day's Drill.	2d Day's Drill.	General Inspection.
	<i>Officers.</i>			
	<i>Serjeants.</i>			
	<i>Rank and File.</i>			
	<i>Signature.</i>			
	Remark.—The form below shews the manner of filling up this Muster Roll, which is to be on a foolscap sheet of paper.			

C.

MUSTER ROLL of the Grenadier Company, 1st  
Battalion, Militia, commanded by Major

No.	NAMES.	1st Day's Drill July 2, 1826.	2d Day's Drill July 12, 1826.	General Inspection. Aug. 25, 1826.
	<i>Officers.</i>			
1	A— B — Captain.	P	P	P
2	C— D— 1st Lieutenant.	A	A	P
3	E— F— 2d Lieutenant.	P	P	A
4	G— H— 3d Lieut. or Ensign.	P	A	A
	<i>Serjeants.</i>			
1	John King,	A	P	P
2	Lewis Murphy,	P	A	P
3	Nicholas Oliver,	P	A	A
4	Peter Quinn,	P	P	P
5	Roger Stewart,	A	A	P
	<i>Rank and File.</i>			
1	Abraham Brown,	A	A	P
2	Caleb Davis,	P	A	P
3	Elias Fuller,	P	P	P
4	Gilbert Hogg.	A	P	P
	&c. &c.			
	(Signed)			
	G. D. Capt. or, Lt. Com.			
	Remark.—The letter A stands for absent—P for present.			

D.

FIELD RETURN of the Battalion Regiment  
of Militia, commanded by and Inspected by Lieuten-  
nant-Colonel at this day of 18

attalion,  
General  
Inspection.

	Commissioned Officers.				Staff Officers.				Non-Commissioned Officers and Privates.					
	Lieut. Colonels.	Majors.	Captains.	Lieutenants.	2d Lieutenants and Ensigns.	Paymaster.	Adjutant.	Quarter-Master.	Surgeon.	Assist. Surgeon.	Sergeants.	Drummers.	Corporals.	Privates.
Present on Parade..														
Sick.....														
Absent .....														
<i>Total strength..</i>														

Commanding.

Distribution of the Battalion in Companies.

No. of Company.	By whom Commanded.	Captain.	Lieutenant.	Ensign.	Sergeant.	Drummer.	Rank and File.
Artillery Company.....	Captain						
Sea Fencible Company.....	"						
Rifle Company.....	"						
Grenadier Company.....	"						
Light Infantry Company.....	"						
1st Battalion Company.....	"						
2d " " .....	"						
3d " " .....	"						
4th " " .....	"						
5th " " .....	"						
6th " " .....	"						
7th " " .....	"						
8th " " .....	"						
<i>Total...</i>							

P  
P  
A  
A  
  
P  
P  
A  
P  
P  
P  
P  
P  
P  
P

General  
Inspection.  
25, 1826.

D—continued.

Nominal List of Officers.

<i>Rank and Names.</i>	<i>Date of Commission.</i>	<i>Period of Service.</i>

Absent Officers.

<i>Rank and Names.</i>	<i>By whose leave, and on what account.</i>

D—continued.

RETURN of Companies Armed and in Uniform.

No.	Captains Names.	Strength. R & F.	Nature of Arms and description of Uniform.

RETURN of ARMS.

Good .....	Bad } } Repairable..... } Unserviceable.....	Wanting.....	Complement.....	Files.	Bills.	Ham mops.	R. Swords.	Scal'ards.	Fusces.	Bandouls.	Bayonets.	Scabbards.	Muskets.	Pantrons.	Bayonets.	Scabbards.	Drums.	Fires.	Logg.

Commanding.

RETURN of ACCOUTREMENTS.

Good .....	Bad .....	Wanting.....	Complement	Serg'ts.		Drummers.		Privates.					Pioneers.										
				Swords	Scabbards	S. Belts	Sabres	Belts	Drum Belts	Scabbards	Bayonet	Backs	Pouch	Belts	Pantrons	Sung	Pantrons	Axes	Saws	St. Tools	Pick Axes	Sh. Tools	Cups

Commanding.

D—continued.

Commanding.

Sergeants	Effective on the
Drummers	
Rank and File	Increase
Total	
Sergeants	Decrease
Drummers	
Rank and File	Present Strength
Total	
Sergeants	Present Strength
Drummers	
Rank and File	Present Strength
Total	

RETURNS showing the Increase or Decrease of the Battalion since last Inspection.

**INSPECTION RETURNS**

OF THE

Battalion, Regiment,

INSPECTED BY

Lieut.-Col. I. F. Officer,

at

on

the day of

18

**By Authority.**

PRINTED AND SOLD BY H. CHURCH,  
MARKET SQUARE, ST. JOHN'S, N. E.

RETURN showing the number of Aliens and Persons liable to Fines in the Battalion.

	S.	D.	R. & F.
Liab. to Fines for non-attendance.....			
Aliens.....			

Quarter-Master,

Commanding.

## INDEX.

### A.

	PAGE.
<i>Adjutants,</i>	86, 104
<i>Adjutants</i> —and their Aids,	87
<i>Advanced Guard,</i>	123
<i>Advance in Line</i> —of the Battalion,	68
<i>Alignment,</i>	86
Attention required from Officers marching on,	ib.
Column entering new,	87, 92, 93
Marching on, in open column of sub-divisions,	28
Prolongers of,	84
<i>Appui</i> —Point of,	62, 85
<i>Attack</i> —Column of,	88
<i>Attention</i> —In file firing,	50
Position of the Soldier at,	5
Particular, required in the wheel of a close or quarter distance column,	78
<i>Arms</i> —Always to be carried, when halted, dressing, and wheeling,	41, 138
Position of the Soldier with,	4
Do. do. without,	4
To carry from the slope,	40
To trail from do.	ib.
To trail from the shoulder,	41
Method of piling, two deep,	ib.
Do. of unpling,	42

### B.

<i>Base Points,</i>	85, 90
<i>Ball Firing,</i>	54
<i>Battalion</i> —Advancing of, in Line,	68
Advance of, by double files from the centre,	98
Advance of, in double column from the centre,	88
Advance of, by files or by fours from the right or left of companies,	70
Change of front of the, by the echelon march of companies,	94, 96, 97

Sergeants  
Drummers  
Rank and File  
Effective

ALLEN

By Authority.  
PRINTED AND SOLD BY H. CHURCH,  
MARKET SQUARE, ST. JOHN'S, N. E.

s liable

R. & F.

ding.

	PAGE.
<i>Battalion</i> —Change of position of the, by entering new alignment,	92, 93
Do. do. on the right or left halted companies,	90
Deploys into Line,	82
Evolutions of,	66
Formation of the,	59
Do. at close order,	60, 65
Do. at open order,	64
Formed for attack,	88
In Line, to break into open column to the right or left,	75
Having advanced by double files from the centre, to form line to the front,	98
To charge, after an advance in Line,	70
To form square, four deep,	81
To do. do. two deep, to protect baggage,	102
To form close or quarter distance column, in rear of a flank,	79
To do. do. on a centre company,	80
To form line, after having advanced by files or by fours from the right or left of companies,	71
To form line, after having retired by files or by fours from the right or left of companies;	72
To retire by files or by fours from the right or left of companies,	71
To retire over a bridge or défilé, from both flanks, covered by the centre,	99
To do. do. from a flank,	100
In line, how to pass a wood,	126

## C.

<i>Camp Colour,</i>	134
<i>Central Movements,</i>	73
Advantages of,	74
<i>Centre Sergeants,</i>	67
<i>Challenging of Sentries,</i>	129
<i>Changing Feet,</i>	14
<i>Changing Pace</i> —without halting,	18
<i>Charge in Line,</i>	70
<i>Closing to correct distances,</i>	62
<i>Colours,</i>	60, 77
<i>Colour Reserve,</i>	66
<i>Column</i> —Open	73, 75
Close,	75, 79, 80

PAGE.		PAGE.
92, 93	<i>Column</i> —At half or quarter distance,	76
es, 90	Formation of, from line,	73, 75
82	Increasing and diminishing front of, at the halt,	24
66	Do. do. on the march,	26
59	Forming close, half, or quarter distance,	75
60, 65	Change of position of the, by throwing forward a	
64	wing,	90
88	Do. do. by entering a new alignment,	87
ht	To change front and wings,	92
75	To countermarch,	80
re,	To form square to resist cavalry,	81
98	March of, to a flank,	77
70	To open out, from front, or rear,	90
81	Wheel of, at close or quarter distance,	78
re, 102	<i>Columns</i> —Advantage of, at quarter distance,	76
ar	Of Attack,	88
79	Of march or manœuvre,	73
80	<i>Company</i> —Formation of, on parade,	7
or	Do. to either flank, from open column of	
es, 71	sub-divisions or sections,	30
oy	Maner of inspecting a, on parade,	52
72	Mode to be observed in dismissing a,	54
or	<i>Commands,</i>	103
71	<i>Commanding Officers</i> —Post of,	74
s,	<i>Corrections</i> —Upon flank pivots,	86
99	<i>Countermarching,</i>	20
100	By files,	21
126	By ranks,	ib.
	<i>Countersign,</i>	129
	<i>Covering Pivots,</i>	74
	<i>Covering Sergeants,</i>	77, 79, 80, 85
	D.	
134	<i>Defilé</i> —Passage of, by breaking off files,	31
73	<i>Degrees of March,</i>	10, 11, 12
74	<i>Deployments,</i>	82, 83
67	<i>Deserters</i> —How received,	130
129	<i>Diagonal March,</i>	22
14	<i>Diminishing</i> —or increasing, front of columns,	24, 25
18	<i>Directing Sergeants,</i>	67
70	<i>Disengaging</i> —Heads of companies,	70, 71, 80
62	<i>Distances</i> —Closing to correct,	62
77	<i>Divisions</i> —Distance of, in close column,	76
66	How told off in Battalion,	59
75		
80		
	U	



	PAGE.
<i>Double Column</i> ,	88
To form line on centre sub-divisions,	ib.
Do. do. to right, or left,	89
Of sub-divisions, required to form quarter distance column of companies,	101
<i>Double March</i> ,	11
<i>Dressing</i> ,	62
When halted,	16
<i>Dressing</i> —A Battalion after an advance in line	63
<i>Drummers</i> ,	61, 135

## E.

<i>Ease</i> —Standing at,	5
<i>Echellon</i> ,	94
Advantages of,	ib.
Changes of position to the right and left, by	94, 95
Do. do. on the centre, by	97
Do. do. to the rear, by	96
<i>Exercise</i> —Manual,	34, 138
Platoon,	45, 138
Pike,	42
<i>Evolutions</i> —Of the Battalion,	66
<i>Eyes</i> —Right, left, and front,	5

## F.

<i>Facings</i> —The	6, 7
<i>Field Officers</i> ,	79, 104
<i>File Firing</i> ,	50
<i>File Marching</i> ,	19
<i>File</i> —Wheeling in,	20
<i>Files</i> —Countermarching by,	21
<i>Firelock</i> —Motions of, as practised by Light Infantry,	39
<i>Firing</i> —Ball,	54
By wings,	69
Light Infantry, in extended order,	114 to 119
A feu de joie,	51
In file,	50
In square,	81
Street,	50
Three deep,	48
Two deep,	49
<i>Firings</i> —Time of, by divisions,	69
During formation,	ib.

PAGE.		PAGE.
88	<i>Flags of Truce</i> —How received,	129
ib.	<i>Flanking Parties,</i>	122
89	<i>Formation</i> —Points of,	84
	Of the Battalion,	59
101	<i>Forming Company</i> —From file marching,	23
11	To either flank, from open column of	
62	sub-divisions or sections,	30
16	<i>Four deep</i> —Formation of	8, 9
63	Applied to the passage of lines,	72
1, 135	<i>Funeral Parties</i> —Directions for	56
	G.	
5	<i>General Order,</i>	141
94	<i>Guard</i> —Advance,	123
ib.	Manner of dismissing a,	54
04, 95		
97		
96		
4, 138		
5, 138		
42		
66		
5		
	H.	
	<i>Halt</i> —The	11
	I.	
	<i>Increasing and Diminishing</i> —The front of a column halted,	24
	On the march,	25
	<i>Inspection or Review,</i>	134
	<i>Intermediate Points,</i>	85
	K.	
	<i>Kneeling Ranks</i> —In square,	81
	L.	
	<i>Light Infantry</i> —General principles and movements of	105
	Advance Guard of	123
	Covering the advance and retreat of the	
	line,	113
	Detail of Formation,	113
	Extended formations of,	113 to 120
	Flanking parties of	122
	Formation of, and telling off,	107
	Do. of the chain, when skirmishing,	120
	How to cover the retreat of the line,	113

	PAGE.
<i>Light Infantry</i> —How to run in on the Battalion, according to its situation,	131
Patroles of,	123
Passage of bridge or defilé, by	126
Do. of a wood, by	ib.
Rear Guard of,	ib.
Rules to be observed by, when skirmishing at a distance,	121
Signals and sounds to regulate movements of,	107
Situation of, in Battalion,	110
Skirmishers of, when not called in, to conform to the movements of the Battalion,	132
Skirmishing,	111
<i>Line</i> —Advance in,	66, 68
Changes of front of the, by the echelon march of companies,	94, 95, 96, 97
Deployment of columns into,	82, 83, 84
Formation of, from double column,	88, 89
Do. from open column,	29, 90
Passage of bridge or defilé, by the	88, 98
Retreat over do.	99, 100
<i>Lines</i> —Passage of	72

## M.

<i>Manual Exercise,</i>	34, 138
<i>Manner of Inspecting</i> —A company	52
<i>March</i> —Degrees of	10, 11, 12
Slow,	10
Quick,	ib.
Double,	11
Diagonal,	22
Turning on the	23
<i>Marching</i> —To the front and rear,	17
In file to flank,	19
Position in	9
In line,	66
On an alignment in open column of sub-divisions,	28
<i>Marking Time,</i>	13
<i>Mode to be observed</i> —In dismissing a company,	54
<i>Motions of the Firelock</i> —As practised by Light Infantry,	39
<i>Mounted Officers,</i>	67, 104
<i>Music,</i>	61, 135

## N.

<i>Night Duties,</i>	129
----------------------	-----

## O.

PAGE.		PAGE.
131	<i>Obstacles</i> —To pass when marching in Line,	68
123	<i>Officers</i> —Instruction and duty of	104
126	Posting of,	7, 7*
ib.	Staff	61, 65, 136
ib.	<i>Order</i> —Close,	8, 65
121	Open,	8, 64
107	Open and close, on the march,	18, 19
110		

## P.

132	<i>Pace</i> —Changing of, without halting	18
111	<i>Paces</i> —Table of,	86
68	<i>Parole</i> ,	129
	<i>Passage of Lines</i> ,	72
97	<i>Patroles</i> ,	123
84	<i>Picquets</i> —Posting and duties of	127 to 130
89	<i>Pike</i> —Exercise,	42
90	<i>Piling Arms</i> —Method of	41
98	<i>Pivots</i> —Covering of	74
100	Correction upon a flank,	86
72	<i>Pioneers</i> ,	61, 135
	<i>Points of Formation</i> ,	84
	Intermediate,	85
	<i>Position of the Soldier</i> —Without arms,	4
	With	4
	<i>Position</i> —Changes of, by the open column,	90, 91, 92, 93
	Do. by echellon,	94, 95, 96, 97
	<i>Posting of Officers</i> ,	7, 74
	<i>Priming and Loading</i> —Explanation of	47
	<i>Prolongers of Alignement</i> ,	84

## Q.

19	<i>Quarter Distance</i> —The advantages of	76
9	Wheel of column at	78
66		
28		
13		
54		
39		
104		
135		

## R.

	<i>Rallying Square</i> ,	32, 132
	<i>Rank Supernumerary</i> —Use of the	61
	<i>Rear Guard</i> ,	126
	<i>Rear Ranks</i> —Opening and closing on the march,	18
	<i>Replacing Sergeants</i> ,	61
129	<i>Review or Inspection</i> ,	131

## S.

	PAGE.
<i>Sections</i> —Formation of, from file marching,	23
<i>Sentries,</i>	127
<i>Sergeants</i> —Directing,	67
Centre,	ib.
Covering,	77, 85, 86
<i>Sergeant-Major,</i>	67
<i>Shoulders Forward</i> —Right and left,	15
<i>Signals</i> —By day,	129
<i>Skirmishing,</i>	111
<i>Skirmishers</i> —To conform to the movements of the battalion,	132
<i>Soldier</i> —Position of the, without arms,	4
Do. with,	4
<i>Sounds</i> —For regulating Light Infantry movements,	107
<i>Squares</i> —From column of quarter distance,	81
Oblong, to protect baggage,	102
Rallying,	32, 132
To resist Cavalry,	81
<i>Staff Officers,</i>	61, 65
Do not march past,	136
Place of, at reviews,	61
<i>Standing at Ease,</i>	5
<i>Step</i> —Back,	12
Quick,	10
Side or closing,	12
<i>Step</i> —Slow,	10
Wheeling,	14
<i>Stepping</i> —Back,	12
Out,	11
Short,	12
<i>Street Firing,</i>	50
<i>Sub-divisions</i> —Double column of	88
Do. ordered to form line on the two centre,	ib.
Do. to form line to the right or left,	89
Do. required to form quarter distance column of companies, right in front,	101
Formation of, from company,	24, 25, 26
Forming from file marching,	23
Do. from company,	25
Do. to either flank,	30
Marching on an alignment in open column of	28
Open column of, passing defilé by breaking off files,	32
Wheeling backwards by, from line,	26
Wheeling forwards by, from line,	27


	PAGE.
<i>Sub-divisions</i> —Wheeling into line, from open column of,	29
Do. do. do. on the march,	30
<i>Supernumerary Ranks</i> —Use of,	61

## T.

<i>Three Deep</i> —To fire,	48
<i>Truce</i> —Flags of,	129
<i>Turning</i> —On the march,	23
<i>Two deep</i> —How to reform from four deep,	9


## W.

<i>Wheeling</i> ,	14
Backwards, by sub-divisions from line,	27
Forwards, by do. do.	26
In file,	20
On a halted pivot,	14
On a moveable pivot,	15
Into line, from open column of sub-divisions,	29
Do. do. do. on the march on the moveable pivot,	30
<i>Wheel</i> —Of a close, or quarter distance column,	78
<i>Wood</i> —How to pass in extended order,	126
Do. do. in line,	ib.
<i>Words of Command</i> ,	103









## APPENDIX.

### AN ACT

*To Repeal all the Laws now in force for the Organization and Regulation of the Militia, and to make further Provision for the same.*

Passed the 17th March, 1825.

**WHEREAS** several Acts are now in force for organizing and regulating the Militia of this Province, and it is expedient to alter and amend some of the provisions of the said Acts, and to consolidate and comprise the said Acts in one.

I. *Be it therefore enacted by the Lieutenant-Governor, Council and Assembly,* That an Act made 56, *Geo. 3. c. 6.* and passed in the fifty-sixth year of the Reign of His late Majesty King George the Third, intituled "An Act for the Organization and Regulation of the Militia of this Province," also an Act made 3, *Geo. 4, c. 23.* and passed in the third year of His present Majesty's Reign, intituled "An Act to alter and amend an Act intituled 'An Act for the Organization and Regulation of the Militia of this Province,'" also an Act made and passed in the fourth year of 4, *Geo. 4, c. 27.* the Reign of His present Majesty, intituled "An Act to explain and amend the Laws now in force for the Organization and Regulation of the Militia of this Province," and an Act, intituled "An Act to provide for calling in the Arms issued to the Militia of this Province," be and the same are hereby repealed, saving the right of recovery of such fines, penalties, and forfeitures, as may have been incurred under and by virtue of the same Acts, or any, or either of them. *Repealed.*

*Male white inhabitants & residents from 16 to 60 years of age to be enrolled.* II. *Be it further enacted,* That every Male white Inhabitant, or resident within this Province, from sixteen to sixty years of age (except such as are herein after excepted) shall be enrolled, and liable to serve in the Militia, and the Militia shall be

*Militia to be formed into battalions by counties.* formed into Battalions by Counties, or if any County shall be sufficiently populous to admit of more Battalions than one, the Governor or Commander-in-Chief, may divide the same County into

*Battalions may be formed into Regiments.* two or more Battalions, and affix the respective limits thereof, and may in his discretion form two or more Battalions into Regiments, and each company in any Battalion shall consist of not more than sixty rank and file, and be commanded by one Captain, and two Subalterns, and the extent of the districts of the companies shall be determined by the commanding Officer for the time being, of the Battalion to which they belong, and all captains or

*Companies to consist of not more than sixty rank and file, with one captain and two subalterns.* commanding Officers of companies, are hereby required, to take due care from time to time, to enrol in a book to be by them kept for that purpose, the names of those persons who are liable to serve as aforesaid, within their respective districts :

*Company districts to be determined by commanding officers of battalions.* *Provided always,* that in insular and remote situations, where the number of persons in the island or neighbourhood liable to serve in the Militia, shall exceed sixty, and not exceed eighty, the whole may be enrolled in one company: *And provided also,* that the Members of His Majesty's Council, Members of the House of Assembly, established Clergymen, and Licenced Ministers of the Gospel, all persons exercising Commissions Civil or Military under His Majesty, Officers upon half-pay, Supernumerary Militia Officers now in Commission, Officers of His Majesty's Customs, Revenue and Naval Officers, Physicians and Surgeons, licenced by the Governor or Commander-in-Chief, to practice as such, one Miller to each Grist Mill, and one Ferryman to each established Ferry, shall be exempted from being enrolled as aforesaid :

*Commanding officers of companies to enrol persons liable to serve.* *And provided also,* that every person professing himself to be of the people called Quakers, and producing to the commanding Officer of the Battalion of the district in which he resides, a certificate signed by two people of that persuasion, that such person has been deemed and allowed to be one of

*In insular and remote situations where the number of men does not exceed 80, the whole may be formed into one company.* *Persons exempted from being enrolled.* *Quakers producing a certificate, exempted.*

the same persuasion, for at least one year before the date of such certificate, shall in like manner be exempted from being enrolled as aforesaid.

III. *And be it further enacted,* That it shall be the duty of every captain or officer commanding a company, to furnish the officer commanding the Battalion to which he may belong, at all times when ordered, a fair written roll of his company, and a return of the state of their Arms and Accoutrements, with every other information respecting the company which he may require; and the commanding officers of Battalions shall furnish to the Commander-in-Chief when ordered, such rolls, returns and statements of their Battalions as may be required.

*Captains to make returns to their commanding officers who are to make returns to the Commander-in-Chief.*

IV. *And be it further enacted,* That the commanding officer of each Battalion, shall have power to appoint from time to time suitable persons as Drummers, Buglers and Fifers to his Battalion, and to displace them, and appoint others in their stead, and that the captain or commanding officer of a company, shall have power with consent of the commanding officers of the Battalion to which he may belong, to appoint Serjeants and Corporals for the company under his command, and to displace them and appoint others in their stead, and if any person so appointed shall refuse, or neglect to perform his duty, or shall be guilty of any misbehaviour in his office, he shall for every offence forfeit and pay the sum of forty shillings.

*Commanding officers of battalions to appoint buglers, &c.*

*Captains with consent of commanding officers to appoint serjeants, &c.*

*Persons so appointed, for refusal or neglect to forfeit 40s.*

V. *And be it further enacted,* That for the purpose of inspecting and improving the Militia in martial exercises, the Commander-in-Chief may at such convenient season of the year as he may judge fit, interfering as little as possible with the seed time and harvest, order out, and keep each Regiment or Battalion together, or in divisions within their respective districts, one day in each year: *Provided always,* that no person shall be required to travel more than twenty miles from his usual place of residence, to attend the training of the Battalion, or the division thereof, to which he may belong.

*Commander-in-Chief may call out the Militia one day in each year.*

*No person to travel more than 20 miles from his residence to train.*

VI. *And be it further enacted,* That every Battalion (persons above forty-five years of age excepted) shall be called out and rendezvous by compa-

*Battalions (persons above 45 years of age excepted) to be*

called out by  
companies  
twice in a year.

Times and places of rendezvous to be fixed by commanding officer of regiment or battalion and arranged on different days.

Two or more companies may be assembled together.

Companies not to go more than 12 miles from usual rendezvous

Captains to give ten days notice in writing to be posted up by a noncommissioned officer of the time and place of assembling.

Five days personal notice sufficient.

Non-commissioned officer & private neglecting to appear, to forfeit 10s. per day,

or being absent after appearance without leave to forfeit 10s.

nies, two days in every year, interfering as little as possible with seed time and harvest, for the purpose of disciplining and improving in martial exercises; the times and places of such rendezvous to be appointed by the commanding officer of the Regiment, in cases where Regiments are formed, and in other cases by the commanding officer of the Battalion, and arranged on different days, or in such manner that the Field and Staff Officers may have an opportunity of attending the several companies, in order to introduce uniformity in the manœuvres and discipline of the Battalion, and the commanding officer of any Battalion may assemble any two or more of the companies together, as he may judge expedient: *Provided* that no company shall be obliged to go more than twelve miles from the usual place of rendezvous of such company.

VII. *And be it further enacted*, That the notice of the times and places of assembling the Militia by Battalions or Divisions thereof; or by companies as aforesaid, shall be given in writing by the captains or officers commanding companies, who shall cause such notice to be posted up by a non-commissioned officer, who is hereby required to attend to that duty, at least ten days before the respective times of meeting, in three of the most public places within the districts of the several companies, which notification so given, shall be deemed a sufficient warning: *Provided always*, that five days personal notice the individual, of the time and place of assembling shall be sufficient, without such notice in writing.

VIII. *And be it further enacted*, That every non-commissioned officer and private, who shall neglect to appear at any battalion or company muster, agreeably to the provisions of this Act, shall be liable to a fine of ten shillings for each and every day he shall so neglect to appear, and every non-commissioned officer and private, who having appeared at any battalion or company muster shall at any time during the said days herein before required of him to attend, be absent from his battalion or company without leave from his commanding officer, shall for each and every time he shall be so absent without leave, be liable to a fine of ten shillings: *Provided always*, that the

fines aforesaid shall not extend to persons who were prevented from attending any battalion or company muster, by sickness or lameness of the individual, or extreme sickness of some part of his family, or by unforeseen, and unavoidable circumstances, to be manifest by legal proof given on the part of the delinquent: *Excuses for non attendance.* And provided also, that *Persons who have been embodied for 20 days or who have procured substitutes* persons other than substitutes, who shall have been embodied and on actual service for the space of twenty days, and also persons who shall have procured substitutes to perform such actual service, shall not be required to attend any such battalion or company muster during the year in which such actual service shall have been performed. *substitutes excused from attending muster during that year.*

IX. *And be it further enacted,* That every person enrolled as aforesaid, when ordered out as aforesaid, shall appear with such arms, ammunition and accoutrements, as have been, or may hereafter be issued to him by Government, or if he shall so choose with arms, ammunition and accoutrements of his own equally good, in complete order, and for appearing without such arms, ammunition and accoutrements, or appearing with a part and not the whole, or with any of them, which in the opinion of the commanding officer for the time being, at the place where such Militia are ordered to assemble, are not in good and serviceable order, such person shall forfeit and pay a sum or fine of not less than ten shillings, nor more than twenty shillings, to be recovered in the manner and form herein after directed. *Persons called out to appear with arms, ammunition and accoutrements, in complete order.* *Penalties for neglect.*

X. *And be it further enacted,* That the commanding officer of any battalion shall, and may once in each year, and oftener if he thinks it necessary, order an inspection of arms and accoutrements of such battalion, when the subaltern officers of the company, each taking such part as the captain or commanding officer of the company shall direct, shall call on each and every man of the company at his usual place of abode, and then and there carefully inspect and examine such person's arms and accoutrements, to see whether the same are all in good order, and shall make an exact report to the commanding officer of the company, of the state and condition in which the same were found, which report shall be made in writing, and shall *Officers commanding battalions to order inspections of arms and accoutrements, to be made by the subaltern officers of the companies, report to be made in writing under oath,*

be sworn to by the person making it, before some one of His Majesty's Justices of the Peace for the County where such inspection may take place, which oath such Justice is hereby authorized to administer, and shall certify without fee, and every person who shall refuse to submit to such inspection, or whose arms or accoutrements shall be found in unserviceable condition, out of order or deficient, shall forfeit and pay for each deficiency, the like sum as if such had been the case when ordered out as herein before mentioned, to be in like manner inflicted and recovered.

*penalty for refusing to submit to inspection or for arms out of order or deficient.*

*Persons wilfully interrupting any detachment of Militia at exercise may be confined,*

*and forfeit 20s. to be recovered before a Justice.*

*Fines recoverable before the captains.*

*Delinquent to be summoned.*

*Fees to the officer serving summons.*

XI. *And be it further enacted,* That if any person shall wilfully interrupt any body of Militia, when ordered out under this Act, whilst on duty or at exercise, it shall and may be lawful for the commanding officer for the time being, to confine such person during the performance of such duty, or the continuance of such days exercise or muster if he shall think necessary, to prevent the continuance of such insult or interruption, and every person so offending shall forfeit and pay a sum not exceeding twenty shillings for each and every offence, to be recovered with costs, on conviction, before any Justice of the Peace of the County where such offence may be committed, and levied by distress and sale of the offenders goods and chattels, and for want of goods and chattels to commit the offender to the County Gaol for the term of four days, unless the fine and costs shall be sooner paid.

XII. *And be it further enacted,* That all fines and sums which may be imposed by virtue of the fourth, eighth, ninth, tenth and fifty-fifth sections of this Act, shall be recoverable before the captain or commanding officer of the company to which the delinquent shall belong, or within the district of which he shall reside, the said captain or commanding officer, first summoning the delinquent to appear before him, to shew cause if any he has, why such fine or fines should not be imposed, which summons shall be in the form herein after prescribed, and the officer serving such summons shall in every case be intitled to receive the same fees from the party summoned, as in other similar cases, and if any delinquent when so summoned to appear, shall neglect to attend to such summons,

then the fines imposed as aforesaid, shall be levied *If delinquent* by distress and sale of the delinquent's goods, by an *neglect to appear fines shall* order of the said commanding officer, to the Constables of the City, Town, or Parish wherein such *be levied by distress and sale,* delinquent shall reside, which Constables are here- *by order to a* by authorized and required to execute the same, *constable.* and also the warrants hereinafter mentioned, taking the same fees as in similar cases, and rendering the overplus, if any after deducting the costs and charges of such distress and sale, to the delinquent, and if no goods or effects shall be found, *For want of* whereon to levy any of the said fines, the Constable to whom the execution of the said order may *goods delinquent may be* be committed, shall make a return thereof on the *committed to* back of the order, and thereupon the delinquent shall by warrant under the hand and seal of such commanding officer, be committed to the County Gaol, there to remain one day for each and every five shillings which the said fine may amount to, and the keeper of any Gaol, is hereby authorised and required to receive and keep such delinquent during the time specified in such warrant, and then discharge him on payment of the customary fees : *Provided always,* that such delinquent shall not be kept in Gaol more than two days beyond the time specified in the warrant, for any default in the payment of fees.

XIII. *And be it further enacted,* That all summonses to be issued, orders of distress, and warrants of commitment, by any commanding officer of a company, under and by virtue of the provisions of this Act, shall be respectively in the form following :

#### FORM OF SUMMONS.

To the Constables of \_\_\_\_\_ and each and every \_\_\_\_\_ *Form of summons.*  
of them.

You are hereby required to summons A. B. that he be, and appear before me, on the \_\_\_\_\_ day of \_\_\_\_\_ at \_\_\_\_\_ between the hours of \_\_\_\_\_ and \_\_\_\_\_ of the same day, to shew cause if any he has, why a fine should not be imposed upon him under and by virtue of the Militia Law, for (here state the nature of the offence or delinquency.) (Given under my hand this \_\_\_\_\_ day of \_\_\_\_\_ 182 .

#### WARRANT OF DISTRESS.

To the Constables of \_\_\_\_\_ and each and every of them. *Form of warrant of distress.*



You are hereby required forthwith to demand of N. B. the sum of \_\_\_\_\_ being the amount of a fine imposed upon him under and by virtue of the Militia Law, and on his refusal to pay the same, to levy and distrain the amount thereof of the Goods and Chattels of the said N. B. and to sell and dispose of the Goods and Chattels so to be distrained within six days, unless the said sum of \_\_\_\_\_ together with reasonable charges of taking and keeping such distress, shall be sooner paid, and return to me what you shall do by virtue of this order. Given under my hand this \_\_\_\_\_ day of \_\_\_\_\_

*Form of warrant of commitment.*

Form of warrant to be issued by the commanding officer of any company, for the imprisonment of any delinquent.

To the Constables of \_\_\_\_\_ and each and every of them. Whereas a fine of \_\_\_\_\_ has been imposed on N. B. for an offence against the Militia Law, these are therefore to require and command you to take and arrest the said N. B. and convey and deliver him into the custody of the Keeper of the common County Gaol, and you the said Keeper are hereby required to receive the said N. B. into your custody in the said Gaol, and him safely keep for the space of \_\_\_\_\_ days, unless the said fine with the accustomed fees, shall be sooner paid. Given under my hand and seal this \_\_\_\_\_ day of \_\_\_\_\_

182

*Constables to collect and pay over fines to the Quarter master*

XIV. *And be it further enacted,* That the Constables shall without unnecessary delay collect and pay over the fines so collected from any delinquent, to the Quarter-Master of the battalion to which such delinquent shall belong, or in default of payment, shall be liable to an action of debt, at the suit of such Quarter-Master, in any Court having Jurisdiction of the same.

*Adjutants to attend the battalions, and perform such other duties as may be ordered by the commanding officer,*

XV. *And be it further enacted,* That it shall be the duty of the Adjutants appointed or to be appointed by the Commander-in-Chief to the several battalions, to attend their respective battalions, when the same, or any part thereof shall be ordered out under this Act, and at such and all other times to do and perform and attend to such duty as is incumbent on and appertaining to the proper office of Adjutant, or as they may be ordered by the respective commanding officers of such battalion, and

upon certificate of any commanding officer of a battalion to which any Adjutant may belong, that he has faithfully performed his duty to the entire satisfaction of the said commanding officer, such Adjutant shall then be entitled to receive from the Treasury, the sum of fifteen pounds in each and every year, so long as he shall so continue faithfully to perform his duty; and every Serjeant-Major who shall be appointed to any battalion, shall in like manner attend to all the duties appertaining to the office of Serjeant-Major, and such other reasonable duty as the commanding officer of the battalion to which he may belong may order, and upon certificate from such commanding officer of any battalion that the Serjeant-Major had well and faithfully performed his duty to the entire satisfaction of the said commanding officer, he shall be entitled to receive in each and every year that he may so continue faithfully to perform his duty, the sum of seven pounds ten shillings.

XVI. *And be it further enacted,* That all Foreigners and Aliens resident for two months in this Province, shall pay to the Quarter-Master of the battalion in the district in which they shall reside, the sum of thirty shillings each, and the Quarter-Master of such battalion is hereby authorized and required to proceed for the recovery thereof with costs of suit, before any one of His Majesty's Justices of the Peace resident within such district; and upon recovery, the said sum of thirty shillings together with all costs of suit, shall be levied by distress and sale of such Alien's goods and chattels, and for want of such goods and chattels, such Justice shall by warrant under his hand and seal, commit such Alien to the common Gaol of the County, there to remain in close custody without bail or mainprize, until the said fine with costs and all customary fees be paid, and the keeper of any Gaol is hereby authorized and required to receive and keep such delinquent Alien according to the tenor of such warrant, provided that if any such Alien be indigent and unable to pay such fine and costs, and shall make the same appear to the satisfaction of any two Justices of the Peace for the County, such Justices shall and may and they are hereby authorized and re-

*allowed £15  $\frac{7}{8}$  annum, upon certificate of commanding officer.*

*Serjeant majors to perform all duties of their office and be allowed £7 10  $\frac{7}{8}$  annum.*

*Foreigners and Aliens resident for two months to pay to the Qr. master 30s. to be recovered with costs,*

*and levied by distress.*

*For want of goods to be committed till fine be paid.*

*Aliens making it appear that they are indigent may be discharged by two Justices and have a*

*certificate to exempt them from payment.*

*Not to extend to persons resident for 7 years, and who have taken the oaths of allegiance.*

*Captains to submit lists of names to the Quarter-masters.*

*Aliens to report their names and residence to the captains.*

*Commanding officers when required to appoint depots for arms.*

*Fines after paying contingencies to be applied for cleaning and repairing arms.*

*If the fines are insufficient a further sum may be paid from the Province Treasury, not exceeding £20 per annum.*

quired by an order in writing under their hands, to discharge such Alien out of custody, and also to grant such Alien a certificate thereof, and such Alien shall not be held liable to the payment of the said sum of thirty shillings, for the year for which he shall have obtained such certificate: *And further provided always*, that nothing in this section contained, shall extend or be construed to extend, to any person who shall have resided within this Province for the term of seven years, and shall have taken the oath of allegiance before any officer or person authorized by the Governor or Commander-in-Chief to administer the same.

XVII. *And be it further enacted*, That the captains or commanding officers of companies, shall on or before the first day of June in each year, make out and transmit to the Quarter-Master of the battalion lists of all Aliens within the district of their respective companies, and all such Aliens who have resided two months in the Province, shall report their names and place of residence to the captain or officer commanding the company in the district where they reside, under the penalty of twenty shillings, to be recovered in the manner mentioned in the last preceding section of this Act.

XVIII. *And be it further enacted*, That the commanding officers of battalions, when thereunto required by the Governor or Commander-in-Chief are hereby authorized and required to appoint fit and convenient places within their respective districts, to serve as depots for arms for the use of their respective battalions, and all fines, penalties, and sums of money received under and by virtue of this Act, from any battalion of Militia, shall, after defraying the contingent expences of such battalion, be appropriated by the Commander-in-Chief to such an amount as may be necessary for cleaning and keeping in repair the arms placed in the depots appointed for the use of such battalion; and in case the said fines, penalties, and sums of money received from any battalion, after paying the contingent expences thereof, shall be found insufficient to defray the expence incurred in cleaning and keeping in repair the arms placed in depot for the use thereof, then such further sum as the Commander-in-Chief may think proper, shall

be paid by the Treasurer of the Province, to the commanding officer of such battalion, to be by him appropriated to the cleaning and keeping in repair the arms of the same, by warrant of the Governor or Commander-in-Chief, by and with the advice of His Majesty's Council; *Provided nevertheless*, that no greater sum than twenty pounds over and above the fines, penalties, and sums of money received from such battalion after deducting the contingent expences thereof, shall be paid to the commanding officer of any battalion in any one year, for the purposes aforesaid.

XIX. *And be it further enacted*, That every officer shall at all times when ordered out as aforesaid, appear equipped with a sufficient Sword and Belt, under the penalty of forty shillings for each offence, to be recovered by warrant under the hand and seal of any one of His Majesty's Justices of the Peace in the County where the offence shall be committed, upon complaint of the commanding officer of the battalion to which the officer offending shall belong, accompanied with the proof of such officer's delinquency.

XX. *And be it further enacted*, That it shall and may be lawful for the officer commanding any battalion, to appoint a Serjeant-Major, a Quarter-Master-Serjeant, and Clerk for such battalion, who are hereby made liable to a fine not exceeding forty shillings, for any disobedience of orders, or contemptuous and improper behaviour, to be recovered in the same manner as the penalty in the next preceding section of this Act; and the Serjeant-Major, Quarter-Master-Serjeant, and Clerk, so appointed, shall be exempted from all balloting for actual service.

XXI. *And be it further enacted*, That the Quarter-Master of every battalion shall, before he commences the duties of his office under this Act, give Bond to His Majesty with two sufficient sureties, in the penal sum of two hundred pounds, for the faithful discharge of such duties, and for his duly accounting for, and applying all monies he may receive by virtue of this Act, and for all arms, accoutrements and stores he may receive as Quarter-Master of such battalion, which bond shall be taken by the commanding officer of such battalion,

*Bond to be lodged in the Secretary's office.* and lodged by him in the Secretary's Office of the Province, and that each Quarter-Master shall be allowed in his general account of monies, ten per cent for all sums received and paid over by him; this allowance to cease to be made to any Quarter-Master who may be on actual service, and in receipt of full pay.

*Allowed ten per cent.*

*Lists of exempt captains to commanding officers,* XXII. *And be it further enacted,* That the captains or officers commanding companies, shall on or before the first day of June in each year, make out and transmit to the officer commanding the battalion, lists of all persons residing within the districts of their companies respectively, who by this Act are exempt from being enrolled in the Militia, specifying the age of such persons, and the causes of their respective exemptions, and shall also furnish the Quarter-Master of the battalion with a copy of such list, and all persons so exempted (one Ferryman to each established Ferry excepted) shall on or before the first day of September in each and

*and give a copy to the Quarter-master.*

*Exempts to pay to the Quarter-master 10s. P annuum.*

*Exempts may excuse themselves from paying by enrolling themselves.*

*Fines and penalties to be paid to the Quarter-master.*

*Quarter-master to account every*

every year, pay to the Quarter-Master the sum of ten shillings, and if not then paid, the Quarter-Master is hereby authorized and required to proceed for the recovery of the same with costs, before any one of His Majesty's Justices of the Peace where such exempt may reside, who shall levy the same by distress and sale of the offender's goods and chattels, and for want of goods and chattels, commit the offender to the County Gaol for the term of two days, unless the said sum and costs shall be sooner paid: *Provided always,* that any exempt shall be excused from paying the said sum of ten shillings, by enrolling himself in the company of Militia in the district where he may reside, and when so enrolled, he shall be, and is hereby made liable to do and perform all and singular the duties required of other men belonging to the company, and under and subject to the same penalties and forfeitures in every respect.

XXIII. *And be it further enacted,* That all fines penalties and sums of money whatsoever, received, or which shall hereafter be received under and by virtue of this Act, shall be paid into the hands of the Quarter-Masters of the different battalions, and the Quarter-Master of each battalion shall to account every six months render an account of all such

fines, penalties and sums of money so by him received, to the commanding officer of the battalion, to be disposed of as the Commander-in-Chief shall think fit; and if any Quarter-Master shall neglect to render accounts as aforesaid, or shall neglect to recover the several sums which aliens and exempts are liable to pay yearly under this Act, such Quarter-Master so neglecting his duty, or any other duties required of him under this Act, shall forfeit and pay the sum of forty shillings for each and every neglect, and in default of payment of the said sum, shall be liable to an action of debt, at the suit of the commanding officer of the battalion, in any Court having jurisdiction of the same.

XXIV. *And be it further enacted,* That if any commissioned officer shall be guilty of disobedience of orders, neglect of duty, or any improper conduct, whether he be in real service or not, he may be tried by a General Court Martial, and it shall and may be lawful for the Governor or Commander-in-Chief for the time being, to order a General Court Martial by warrant under his hand and seal, for the trial of such offenders, as speedily as the service will admit, which Court Martial shall consist of not less than thirteen commissioned officers of the Militia, and the President of such Court Martial shall not be under the rank of a Field Officer; and the said Court Martial so ordered, shall have power to administer oaths to witnesses in order to the examination or trial of any of the above offences that shall come before them, and upon conviction, such officer so offending as aforesaid, shall be cashiered by sentence of such Court-Martial, and if any officer, non-commissioned officer or private, shall, when on actual service, begin, excite or join in any mutiny, or knowing any such mutiny begun or intended, shall not give information thereof to his commanding officer, or other superior officer, or shall not when thereunto ordered, use his utmost endeavour to suppress such mutiny, or shall desert the company or command to which he belongs, or shall disobey orders—if a commissioned officer, he shall be put under arrest by any superior officer, if a non-commissioned officer or private, he shall be committed to the next county or any other gaol, as soon as con-

*six months to the commanding officer.*

*Quarter master for neglect to forfeit 40s.*

*in default of payment, liable to action at the suit of the commanding officer.*

*Commissioned officers for disobedience or neglect may be tried by a Court Martial.*

*Court Martial may administer oaths to witnesses.*

*Officers upon conviction, may be cashiered.*

*Mutiny, desertion and disobedience of orders on actual service, to be tried before a general Court Martial.*

venient, by order in writing under the hand of the officer commanding the battalion, company or detachment to which such person so offending shall belong, and all such offenders shall be tried as soon as convenient by a General Court Martial to be ordered as aforesaid, who shall have power to punish with death or by fine and imprisonment, in proportion to the enormity of the offence, the fine not to exceed fifty pounds, nor the imprisonment to exceed six months. *Provided always*, that no sentence of any Court Martial shall extend to death, unless for desertion to the enemy, for mutiny and sedition, for traitorous correspondence with, or traitorously delivering up any Garrison, Fortress, Post or Guard, to the enemy; nor shall the sentence of any General Court Martial be carried into execution until it has been approved of by the Governor or Commander-in-Chief for the time being.

*Court may punish with death, or by fine and imprisonment, not exceeding £50 and six months.*

*No sentence to be executed until approved of by the Commander-in-chief.*

*Non-commissioned officers and privates offending, may be confined & tried by a regimental Court Martial and fard.*

*Fines to be stopped out of the pay.*

*No sentence to be executed until approved of by the officer ordering the Court.*

XXV. *And be it further enacted*, That any non-commissioned officer or private, or exempt, whether on real service or not, who shall disobey orders, or shall neglect doing his duty, or shall be guilty of any other offence against the provisions of this Act, he shall be confined by the commanding officer of the party or guard to which he may belong; and it shall be lawful for the commanding officer of the battalion, or of any party or command not under the rank of Captain, to order a Court Martial to be forthwith held for the trial of such offender: which Court Martial shall consist of three commissioned officers at least, but when they can be had, of five, who may give Judgment by laying a fine on such offender, in any sum not exceeding forty shillings, and in addition thereto, if a non-commissioned officer, reducing him to the ranks, at the discretion of the Court, which fine, so ordered by the Court Martial, if he neglect or refuse to pay, shall either be stopped out of the pay of such offender, or such offender shall be imprisoned for a term of eight days: *Provided always*, That no sentence of such Court Martial shall be put in execution, until approved of by the officer ordering the same, and no officer being the accuser shall be a member of it.

XXVI. *And be it further enacted*, That the Governor or Commander-in-chief, shall be, and is hereby authorised and empowered, in case of any

actual invasion or imminent danger thereof, if he in his discretion shall think it necessary or expedient to call out the Militia of the Province and the exempts as described in the first section of the Act, (Established Clergymen, Licenced Ministers of the Gospel, Millers and Ferry-men excepted) or any part thereof into actual service.

XXVII. *And be it further enacted*, That in case of any actual invasion or imminent danger thereof, in any County or District where the Commander-in-chief cannot in time be consulted, the commanding officer of the Regiment, in cases where regiments are formed, and in other cases, the commanding officer of the Battalion, shall have power (if he in his discretion shall think it necessary or expedient to call out the Militia and exempts as aforesaid, or any part thereof, into real service, and in case of any such actual invasion or imminent danger thereof, in any Town, Parish or Company District, where the commanding officer of the regiment or battalion as aforesaid cannot in time be consulted, the officer commanding the Militia in such Town, Parish or Company District, shall have power, if he in his discretion shall think it necessary or expedient) to call out the Militia under his command, and also the exempts as aforesaid, within the same, or any part thereof, into real service, and such officer last mentioned, shall forthwith report his proceedings, and the reason and grounds thereof, to the officer commanding the battalion to which he belongs, who is hereby required in either case, forthwith to dispatch an express to the Governor or Commander-in-chief, notifying the danger, and the strength and motions of the enemy, and every person liable to be so called, who shall when called on, refuse to go, shall pay the sum of ten pounds, or forthwith be committed to the County Gaol, by a written order of the commanding officer of the battalion or company to which he may belong, or if necessary, for safe custody, be sent to any other place of confinement at the discretion of such commanding officer, and such offender shall remain in imprisonment three months or until such fine be paid, and all Gaolers are hereby ordered to receive and safely keep such person so to be committed, during the time herein specified.


*Militia may be called out in case of invasion or imminent danger thereof.*

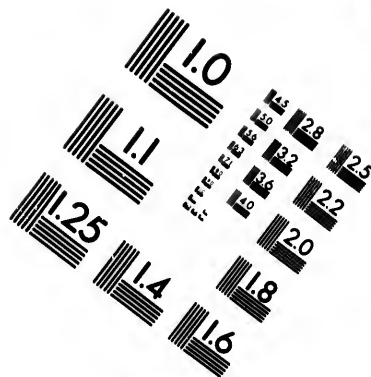
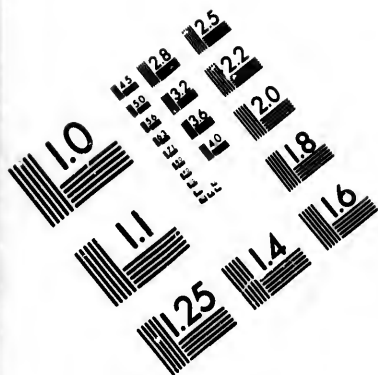
*Where the commanding officer of the regiment or battalion may call out the militia.*

*Where the commanding officer of the regiment or battalion cannot in time be consulted, the officer commanding in the district may call out the militia and forthwith report.*

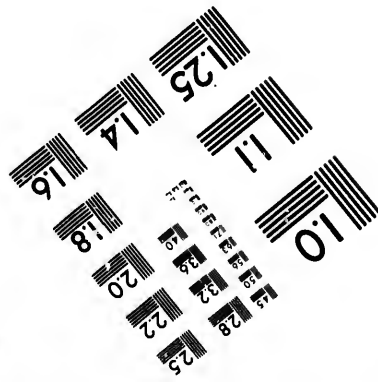


*Persons refusing to go when called out, to forfeit £10 or be committed to prison.*







**IMAGE EVALUATION  
TEST TARGET (MT-3)**



**Photographic  
Sciences  
Corporation**

23 WEST MAIN STREET  
WEBSTER, N.Y. 14580  
(716) 872-4503

15  
12.8  
12  
12.5  
13.5  
22  
20  
18

10  
11  
12

*Militia on service to march to any part of the Province.*

XXVIII. *And be it further enacted,* That the Militia or any part thereof, and the exempts as aforesaid, so called out into real service, by virtue of the provisions of this Act, shall and may be ordered to march, from one County or part of the Province to another, on any necessary service, occasioned by such actual invasion, or imminent danger thereof.

*Militia on service to obey all lawful commands of superior officers.*

XXIX. *And be it further enacted,* That when the Militia or any part thereof, shall be upon real service, every officer or person so called into service, is hereby bound and required to yield obedience to all lawful commands of his superior officers, for mounting guards, erecting works, and other military services for repelling, resisting, or guarding against the attack of the enemy, under the penalty of incurring the forfeiture appointed by this Act for disobedience of orders.

*Militia to be drafted for service by ballot.*

XXX. *And be it further enacted,* That whenever the Governor or Commander-in-chief shall direct any part of the Militia or the exempts as aforesaid, of any or either of the Counties, to be called out as aforesaid, into real service, a draft by ballot shall be made from each company, in exact proportion according to the number then fit for duty, which shall be on the oath of the captain or commanding officer of such company to the best of his knowledge, if required, of all persons from the age of eighteen years to fifty years, which ballot shall take place and be made in presence of one or more of His Majesty's Justices of the Peace, or if no such Justice shall be resident near the place where such ballot shall be made then and in that case, the same shall be made in presence of three or more respectable Freeholders who are exempted by age from being drafted themselves, and on such occasions, all the persons within the County in which any part of the Militia shall be called out as aforesaid, between eighteen and fifty years of age, who are hereinbefore declared to be exempted from being enrolled in the Militia, in manner hereinbefore mentioned (except established Clergymen and licenced Ministers of the Gospel, one Miller to each Grist-Mill, and one Ferryman to each established Ferry) who shall not have joined any company, shall be formed into a company, by and under the direction of the commanding officer of the battalion and

*Exempts to be formed into a company, and subject to be drafted.*

shall be liable to the same draft by ballot as any other company in such battalion in proportion to their numbers then fit for duty as aforesaid, and each and every person so drafted, shall go in his own proper person, or find a good and sufficient man in his room, and for his neglect or disobedience herein, he shall be subjected to a fine of ten pounds, which if he neglect or refuse to pay, he shall be committed to the nearest County Gaol, where he can be safely kept, by warrant from the commanding officer of the battalion, or if necessary to his safe custody, be removed to any other Gaol, at the discretion of the commanding officer, where he shall remain three months, or until he pays the said fine, and another man shall be drafted as aforesaid, to march in his place, who shall have half of the said fine if he shall not refuse or neglect to go, or find a good and sufficient man in his room as aforesaid, but if he shall so neglect or refuse, then he shall be subjected to the like fine, and a further draft shall be made of another man who shall have half of the fine last mentioned, if he shall not neglect or refuse to go, or find a good and sufficient man as aforesaid, and so on as often as such case shall happen: *Provided always*, that in case any part of the Militia or the exempts as aforesaid, shall be called out more than once, no person who has been once drafted as aforesaid, shall be again drafted until all the others belonging to the same company shall have been drafted: *Provided always*, that nothing in this Act shall be construed to extend to oblige the Firemen appointed or to be appointed by the Corporation of the City of Saint John to Engines in that City, or Firemen that may be appointed to any Engine already established or hereafter to be established in any other town in this Province, to do duty beyond the limits of the said City and Town respectively: *And also further provided*, that if any person called, and duly certified to be a Quaker, shall upon being drafted, refuse to serve or procure a substitute as aforesaid, it shall and may be lawful for the captain or officer commanding the company to which such Quaker belongs, to procure and hire a substitute for him, and at his expence, not to exceed the sum of ten pounds, which if he shall refuse or neglect to pay, the same shall and may be recovered before any

*Persons drafted to serve in person or find good substitutes, under penalty of £10.*

*No person to be a second time drafted until all the others belonging to the same company shall have been drafted.*

*Firemen not to do duty beyond the limits of the city or town to which they belong.*

*Substitutes to be hired for Quakers, who are to pay the expence not exceeding £10.*

two of His Majesty's Justices of the Peace, in a summary way, at the suit of the said Captain or commanding officer of the company, and levied with costs upon the Goods and Chattels of such Delinquent, or for want thereof, such Delinquent shall be committed to Gaol, there to remain for three months, or until he pays the same: *Provided also*, that those who have already served in the embodied Militia, and those to be hereafter drafted, shall not be liable to be again drafted until all the others belonging to the same company shall have been drafted.

*Persons who have served in the embodied militia, exempted from draft till the rest of the company shall have been drafted.*

*Volunteers may be accepted and be on the same footing with drafted men.*

XXXI. *And be it further enacted*, That when- ever the Governor or Commander-in-chief shall (for the time being) in consequence of any actual invasion, or imminent danger thereof, as aforesaid, think it expedient, to order a proportion of the Militia on real service, volunteers who offer themselves for such service, being able of body, in the opinion of the field officer or officers of the regiment or battalion as aforesaid, to which such volunteer shall belong, shall be accepted, and being so accepted shall be subject to all the provisions of this Act as though they had been drafted by ballot.

*Members of general Courts Martial to be sworn.*

*Form of oath.*

XXXII. *And be it further enacted*, That in all trials by General Courts Martial, the President and every member thereof, before any proceeding be had, shall take the following oath; and the Judge Advocate is hereby authorized to administer the same, *to wit*, "I A. B. do swear that I will duly administer justice according to law, without partiality, favor or affection, and I do further swear that I will not divulge the sentence of this Court until it shall be approved by the Commander-in-chief of this Province; neither will I on any account, at any time whatever, disclose or discover the vote or opinion of any particular member of the Court Martial, unless required to give evidence thereof as a witness, by a Court of Justice, in a due course of law, so help me God," and no sentence of death shall be given by any such General Court Martial, unless twelve officers present shall concur therein, and the Governor or Commander-in-chief shall have power to appoint any fit person to act as Judge Advocate, at any such General Court Martial, who shall be allowed for his services twenty shillings per diem during the time he shall be actually employed

*No sentence of death to be given unless twelve officers concur.*

*Judge Advocate to be appointed and sworn, and allowed 20s. per diem.*

in such service, which Judge Advocate so appointed, shall, previous to any proceedings had on the trial of any prisoner, take the following oath, to be administered by the President of the Court, *to wit*, "I A. B. do swear that I will not upon any account, at any time whatever, disclose or discover the vote or opinion of any particular member of this Court Martial, unless required to give evidence thereof as a witness, by a Court of Justice, in a due course of law, so help me God."

XXXIII. *And be it further enacted*, That no person shall be put to death, under the sentence of a General Court Martial, until a warrant under the hand and seal of the Governor or Commander-in-Chief shall issue for the execution of such sentence; which warrant shall direct the time and place, when and where the person sentenced to death shall be executed, by either shooting or hanging the offender, as the same may be directed and ordered in the said warrant, which warrant shall be a sufficient justification to the officer or officers to whom the same shall be directed, and to all those lawfully employed under them in executing such sentence: *Provided always*, that previous to any persons being put to death pursuant to the sentence of a General Court Martial, such sentence and warrant for the execution thereof, shall be publicly read in the hearing of the bystanders, at the time and place appointed for such execution.

*No sentence of death to be executed without a warrant under the hand & seal of the Commander-in-chief.*

*Execution to be by hanging or shooting.*

*Warrant to be read previous to execution.*

XXXIV. *And be it further enacted*, That no officer under the rank of a Captain shall sit upon a Court Martial for the trial of any Field Officer.

*No officer under the rank of captain to try a Field officer.*

XXXV. *And be it further enacted*, That whenever the whole, or any part of the Militia of this Province, shall be called out into actual service, the officers, non-commissioned officers, drummers, fifiers, buglers, and privates shall be entitled to the same pay and allowances as the officers, non-commissioned officers, drummers, fifiers, buglers and privates of His Majesty's regular troops respectively receive, to be reckoned from the day that they march from the rendezvous of their respective companies to go on actual service, until they shall be dismissed by order of the Lieutenant-Governor or Commander-in-chief, and at the time of their dismissal they shall be allowed respectively, a num-

*Militia on service to receive the same pay & allowance as the King's Troops,*

ber of days pay, to defray their expences to their usual place of residence according to the distance, at the rate of fifteen miles per day, together with a bounty to each man of the non-commissioned officers, drummers, fifers, buglers, and privates, who shall have served faithfully during the time or times they shall so have continued on actual service, at and after the rate of thirty shillings per month for every calendar month which they shall respectively have been and remained on actual service, but not to exceed in the whole the sum of five pounds for each separate time or occasion on which they shall so have respectively been called out into actual service as aforesaid, which bounty shall be provided for and paid out of the Province Treasury.

*and a bounty to those who serve faithfully of 30s. per month, but not to exceed £5.*

**XXXVI.** *And be it further enacted,* That every person who shall entice or encourage a Militia man, when on service, to desert, or aid, or assist, or harbour and conceal any deserter, knowing him to be such, shall forfeit and pay for every offence the sum of ten pounds, to be recovered on conviction before any two of His Majesty's Justices of the Peace for the County where such offence may be committed, upon the oath of any one or more credible witness or witnesses, or upon the confession of the party offending, and on the failure of the payment of such fine by the party offending, he shall be committed to the County Gaol by warrant under the hand and seal of such Justice, there to remain for the space of three months, or until such fine is paid.

*Persons enticing or aiding Militia-men to desert, to forfeit £10, to be recovered before two Justices.*

*On failure of payment to be imprisoned for three months.*

**XXXVII.** *And be it further enacted,* That all the male blacks, and people of colour, between sixteen and fifty years of age, within each and every of the Counties within this Province, shall be formed into one or more companies as may be thought expedient and attached to the several battalions within the district in which they may respectively reside, and shall have such officers to command them as the Governor or Commander-in-chief for the time being, may think fit to appoint, and shall be considered as the Pioneers of the battalion to which they may respectively belong, or otherwise as the Commander-in-chief may direct, and be subject to the same or the like drafts for actual service as the Militia in general are liable to in times of invasion or imminent danger thereof, and also be liable to perform the same duties, and under the same

*Male blacks to be enrolled and formed into companies and to serve as Pioneers, or as the Commander-in-chief may direct,*

*and be drafted for service.*



penalties as required and appointed by the twelfth section of this Act.

XXXVIII. *And he it further enacted,* That it shall and may be lawful for the Governor or Commander-in-Chief for the time being, and he is hereby authorised in case of actual invasion or imminent danger thereof, to direct the building of such a number of boats as in his judgment and his discretion may appear requisite, and on such a construction as he shall judge most proper for the purpose of transporting the Militia with greater facility, to different parts of this Province, as well as for annoying the enemy: *Provided* that the sum to be expended in building such boats, shall not exceed the sum of four hundred pounds.

*In case of invasion Commander-in-chief may direct the building of boats.*

*Expence not to exceed £400.*

XXXIX. *And he it further enacted,* That it shall and may be lawful for the Governor or Commander-in-chief for the time being, in any place or places where he may judge it to be necessary or expedient, to establish one or more artillery companies in any County or District in the Province, and to limit the numbers of which such company shall consist, and to cause one or more company or companies of sea-fencibles to be formed, to be composed of the sea-faring people, and such as are principally employed on the water, to belong to and form a part of the battalions of Militia respectively, in the districts in which the same may be formed, and to direct the mode of drilling and instructing the officers and men of the same companies, provided that the time required of the officers and men thereof, shall not exceed that required by this Act of other persons belonging to the Militia; and for neglect or refusal on the part of the officers or men of either of the said companies of Sea-fencibles to discharge the duty required of them in compliance with such direction of the Commander-in-chief, they shall severally incur the like penalty and penalties as other persons of the like rank in the battalion to which they may belong, and to be recovered and applied in like manner as is herein provided.

*Commander-in-chief may establish Artillery companies and Sea Fencibles,*

*and direct the mode of drilling and instructing them.*

XL. *And he it further enacted,* That whenever the commanding officer of the Militia in any County or District where such boats are provided, shall find it necessary to order the boats so provided, or any other boats or vessels with which he may be furnished, to proceed in repelling the enemy, or the

*Militia and Sea Fencibles may be ordered to do duty in the boats.*

assistance of any neighbouring District or place, or to be stationed as a watch for the defence of any such place, the Militia of any such County, and particularly the Sea-fencibles, shall, on the orders of such commanding officer, proceed in such boats accordingly.

*Captains refusing to collect or pay over fines liable to an action of debt at suit of the Quarter master*

**XLI.** *And be it further enacted,* That if any captain or officer commanding a company, shall refuse or neglect to collect within six months after the commission of the offence for which the party shall have become liable, or refuse or neglect to pay into the hands of the Quarter-Master, any fine or penalty by him imposed, or any sum or sums by him received, it shall in any such case or cases be the duty of the commanding officer of the battalion to which such officer may belong, to order and direct such officer to be prosecuted by the Quarter-Master as well for the money by him received as that which he has neglected to collect, before any one of His Majesty's Justices of the Peace, provided the same shall not exceed the sum of five pounds, and when the same shall exceed the sum of five pounds, then before any two of His Majesty's Justices of the Peace, and that it shall be the duty of such Quarter-Master forthwith to proceed for the recovery of the same.

*Commanding officers of militia may impress boats, men, and horses.*

**XLII.** *And be it further enacted,* That whenever the Militia or any part thereof shall be called into actual service, it shall and may be lawful for the officer commanding any regiment, battalion, detachment or party, to impress boats, men, horses and teams as the service may require.

*In case of attack on any place where merchant vessels are lying, the persons belonging to such vessels may be compelled to do duty on shore, or in any boat or vessel.*

**XLIII.** *And be it further enacted,* That whenever it shall be rendered necessary by any attack made or threatened suddenly to be made in any sea port, city, town, or other place at or in the harbour of which any merchant ships or vessels may be lying, the officer commanding the militia is hereby authorized and fully empowered to compel the persons belonging to such ships or vessels to do duty on shore with the Militia Artillery, if any such there be, or in any boats or vessels, or with any part of the Militia where they can be the most usefully employed in resisting the attack of the enemy, and that in case of any great emergency which may render the service of the Artillery more necessary, the officer commanding any regiment or battalion to which

there may be an Artillery Company, may require the service of the whole or part of such Artillery Company as he may judge necessary, although the numbers required may exceed the proportion of men wanted or required from the rest of the battalion, and so in like manner with any Company of Sea Fencibles, or any or either of the Flank Companies.

*The whole of any Artillery, Sea Fencible or Flank company may be ordered for duty when necessary.*

XLIV. *And be it further enacted,* That the commissioned officers of the Militia when on actual service and doing duty in garrison, or in the field with His Majesty's regular or fencible forces, shall rank with the officers of such forces as the youngest of their degree, and that the said officers of the regular and fencible forces in this Province, and the officers of the Militia shall be entitled reciprocally to command and be subject to be commanded in the same manner as is provided by the Laws of Great-Britain, and the articles of War for the Government of the regular and Militia forces thereof, and subject to the like pains and penalties on the part of the officers of Militia as are herein before prescribed by the twenty-fourth section of this Act.

*Militia officers doing duty with His Majesty's regular Forces, to take rank as youngest of their degree.*

XLV. *And be it further enacted,* That if any person be wounded or disabled when on actual service, he shall be taken care of and provided for at the expence of the Province during his disability.

*Persons disabled to be provided for at the expence of the Province.*

XLVI. *And be it further enacted,* That any person sued for any thing done in the execution of his duty under and by virtue of this Act, may plead the general issue, and under such plea be at liberty at the time of trial to give any special matter in evidence in like manner as if such matter had been fully and specially pleaded, and that no action whatever shall be maintainable against any such person for any such cause, unless commenced within six months from the time of the act done for which any such action may be brought.

*Persons sued for any thing done in the execution of their duty may plead the general issue, and give special matter in evidence.*

XLVII. *And be it further enacted,* That the Governor or Commander-in-Chief, may at his pleasure constitute and establish one or more troops or such a number of Cavalry as he may judge expedient for the good of the service, and under such regulations as he may deem proper to make, which regulation so made, and under which the persons shall voluntarily enroll themselves, shall be equally binding as if the same were inserted in this Act, and

*No action maintainable unless commenced in six months.*

*Commander-in-chief may establish Troops of Cavalry, under such regulations as he may deem proper.*

subject to the like pains and penalties for breach of the same as herein before provided for others belonging to the Militia.

*Clerks in Military offices exempted from militia service.*

**XLVIII.** *And be it further enacted,* That Clerks employed in the Military offices who have been announced as such in general orders, shall be altogether exempt from doing Militia duty, and also from the payment of the exempt money.

*Militia men exempted from arrest while on duty, unless for crimes or debts amounting to £20.*

**XLIX.** *And be it further enacted,* That no non-commissioned officer or private shall be liable to be arrested upon any process or execution whatsoever, other than for some criminal matter while attending any training of the battalion or division thereof to which he may belong, or doing duty upon real service, or marching to or returning from the place appointed for such training or duty, except the original sum due for which he may be arrested shall amount to the value of twenty pounds.

*Ferrymen to convey militia men going on duty over their Ferries free of expence.*

**L.** *And be it further enacted,* That the Ferrymen exempted from training in the Militia under this Act, shall upon all occasions when the Militia are called out by regiments, battalions or detachments for general training, carry over their respective Ferries the said Militia, and each and every of them in going out and returning home, without any demand of Ferriage whatever, under the penalty of ten shillings for each and every offence, to be recovered by the party complaining, before any one of His Majesty's Justices of the Peace for the County where such offence shall be committed, upon the oath of one credible witness.

*Arms lent by Government not to be used for any other purpose than that for which they may have been furnished under the penalty of 10s. to be recovered before a Justice.*

**LI.** *And be it further enacted,* That no person who has been, or may hereafter be furnished with arms and accoutrements and ammunition by Government, shall use the same for any other purpose than that for which they may have been furnished, under a penalty of ten shillings for each and every offence, to be recovered before any one of His Majesty's Justices of the Peace in the same manner as prescribed in the next preceeding section of this Act, and paid to the person prosecuting for the same.

**LII** *And whereas* arms and accoutrements have been issued from His Majesty's Stores for the use of the Militia in several parts of this Province; and it is necessary to provide for the security of those arms and accoutrements, and such as may hereafter

be issued: *Be it further enacted*, that such arms so issued or which may hereafter be issued, shall be branded distinctly on the broad part of the butt with the letter M. and the name of the County to the Militia of which they are issued, also with a capital letter to denote the company to which they belong, and number to distinguish each firelock to its owner, such brand to be provided by the commanding officer of the regiment or battalion, and all captains and other officers commanding companies, shall be and they are hereby made responsible, except in case of unavoidable accident for the safe keeping and return (if called for) of such arms and accoutrements as are issued to the men in their respective companies or may hereafter be so issued, and such captains or officers commanding companies are hereby empowered and required to take into their possession all such arms and accoutrements, except where the person to whom they have been or shall be issued, shall give bond with sufficient surety to our Sovereign Lord the King in the penalty of Five Pounds, conditioned for the safe keeping and the return of the said arms and accoutrements, which bonds so given shall be lodged with the Clerks of the Peace in the respective Counties, who are hereby required to receive and file the same in their respective offices, which person so giving bond as aforesaid, shall be entitled to keep possession of such arms and accoutrements while he continues in the same company, and in case of the removal of any such person from such company, his arms and accoutrements shall be returned to the captain, or other officer commanding the said company, who shall give a receipt for the same to the person so delivering the said arms; and if any person having such arms and accoutrements in his possession, shall vend, pledge, or exchange the same or any part thereof (without leave of the officer commanding the company to which such person belongs) or shall convey or cause the same or any part thereof to be conveyed out of the Province, or shall convey or cause the same to be conveyed on board any boat, ship or vessel, with intent to have the same carried out of the Province, or if the Master of such boat, ship or vessel, shall wilfully receive into his boat, ship or vessel, any such arms

*Arms issued from the King's Stores to be marked.*

*Captains made responsible for arms, and empowered to take them into possession, unless the persons to whom they are issued will give bond.*

*Penalty of £10 for selling, exchanging or conveying away arms and accoutrements lent by Government.*

and accoutrements so intended to be conveyed out of the Province, or if any person shall purchase the said arms and accoutrements, every person so offending shall for each and every offence forfeit and pay the sum of ten pounds, to be recovered upon conviction before any two Justices of the Peace, upon the oath of one or more credible witness or witnesses, and levied by warrant of distress and sale of the offenders goods, rendering the overplus (if any) after deducting the costs and charges of such distress and sale to the offender, one half of which penalty shall be paid to the person who shall prosecute for the same, and the other half into the hands of the Quarter-Master of the battalion to which such arms and accoutrements belong, and for want of effects whereon to levy the said fine of ten pounds, such offender shall be imprisoned not exceeding six nor less than three months, and in case the said arms and accoutrements shall at any time be called for, to be delivered into His Majesty's Stores, all deficiencies shall be paid for out of the Treasury of the Province, excepting such arms and accoutrements as shall have been lost on actual service against the enemy: *Provided always and be it further enacted*, that nothing herein contained shall be construed to render void the bonds heretofore given for any arms and accoutrements, under and by virtue of any Act heretofore passed, but that the same bonds shall be and remain in full force and effect.

*If arms are called for to be delivered into the King's stores, deficiencies to be paid for by the Province.*

*Bonds.*

*Upon order given for calling in the arms, and public notice thereof, all persons having arms in possession to return them complete to the Quarter-master.*

*Quarter-master to give receipts.*

LIII. *And be it further enacted*, That when any order shall hereafter be given by or under the direction of the Commander-in-Chief of this Province, for the time being, for the calling in the arms and accoutrements, or any of them which have been, or may hereafter be issued from His Majesty's Stores for the use of the Militia in any part of this Province, and public notice thereof be given by the captains of the companies of the respective battalions to which such order may extend, it shall be the duty of every person or persons having in their possession such arms and accoutrements, forthwith to return all such arms and accoutrements complete, to the Quarter-Masters of their respective battalions in the district where they may reside, and who shall give to such person or persons a receipt for

the same, and if any person or persons having in their possession such arms and accoutrements as aforesaid, shall refuse or neglect to return the same complete to the Quarter-Master of the battalion in the district where such person or persons may reside, within ten days after such public notice as aforesaid of calling in the same, shall have been given, such person or person so offending, and also every person or persons persuading, exciting, or endeavouring in any way wilfully to induce any other person so to offend, shall for each and every such offence, forfeit and pay the sum of five pounds, to be recovered upon conviction before any Justice of the Peace, upon the oath of one or more credible witness or witnesses, and levied by warrant of distress and sale of the offenders goods, rendering the overplus (if any,) after deducting the costs and charges of such conviction, distress and sale to the offender, which penalty shall be paid to the Quarter-Master of the battalion in the district where such person or persons may reside, and to be by him accounted for to the commanding officer of such battalion and applied to the contingent expences of such battalion, and for want of effects whereupon to levy the said fine of five pounds, such offender shall be imprisoned not exceeding twenty days nor less than ten days: *Provided* always, that no conviction shall take place for any such offence except at the instance and prosecution of the Quarter-Master or Commanding officer of the battalion to which such arms or accoutrements shall belong.

*Persons neglecting to deliver arms, after ten days notice.*

*or inducing others to offend, to forfeit £5.*

*to be recovered before a Justice and paid to the Quarter-master and accounted for by him.*

*For want of goods, offenders to be imprisoned.*

LIV. *And be it further enacted*, That it shall and may be lawful for the Governor or Commander-in-Chief for the time being, from time to time to commission and appoint proper officers to inspect, instruct and command all the battalions of the Militia throughout the Province, or to limit the command and inspection of such officers to a particular number of battalions, or to the inspection and command of all the Militia in particular divisions of the Province, or particular Counties or Districts, as may be considered most convenient, fit, and proper; and all such officers when so commissioned and published in General Orders to the Militia, shall be obeyed in all things lawful, and all persons who shall be so placed under their respective commands.

*Commander-in-chief may appoint officers to inspect and command the Militia.*

*Captains to fix a time and place of meeting for enrolling the Militia within their districts,*

*ten days notice to be given.*

*Militia men not already enrolled neglecting to appear and giving in or causing to be made known his name age and place of residence, or who within two months after he shall attain the age of 16 years, shall neglect so to do to forfeit 10s.*

*British subjects coming to reside in the Province, to present themselves for enrollment within 4 months or forfeit 10s.*

*Battalions, companies, &c. to continue as at present established till altered under this act.*

LV. *And be it further enacted,* That every captain or officer commanding a company of Militia, or who may be thereto appointed by the Lieutenant-Governor or Commander-in-Chief, shall as soon as conveniently may be, after the passing of this Act, fix a time and place of meeting for enrolling all the Militia who reside within the limits which shall be assigned for his company, giving due notice publicly, at least ten days before, of the time and place of meeting, and every Militia man (not being already enrolled in such company) who, after public notice so given, shall neglect to present himself in person, and give in his name, age and place of residence, or cause the same to be made known in some certain way, to the captain or other officer of the company attending at the time and place so fixed for the meeting of the militia men of the limits of such company, so as that such and every person who shall not within two months after he shall have attained the age of sixteen years, either present himself for enrollment, or cause his name, age, and place of residence to be made known as aforesaid, so that he may be enrolled in the Militia company of the limits wherein his place of residence may be, shall for such neglect, forfeit and pay a fine of ten shillings, and every man within the age hereinbefore described, being a British subject, who shall come to reside in the Province, and shall not within four months after his arrival therein, present himself for enrollment, or cause his name, age, and place of residence to be made known as aforesaid, so that he may be enrolled in the Militia company of the limits wherein he shall come to reside, shall for such neglect, forfeit and pay a fine of ten shillings.

LVI. *And be it further enacted,* That the Battalions of Militia as at present established in this Province, and the districts of the several and respective companies composing the said battalions, and the enrollments of the men in such companies, shall continue to be the same as they now are, until altered under and by virtue of this Act.



every cap-  
of Militia,  
e Lieuten-  
shall as soon  
sing of this  
rolling all  
which shall  
due notice  
e time and  
(not being  
after pub-  
ent himself  
d place of  
known in  
r officer of  
d place so  
of the li-  
every per-  
er he shall  
either pre-  
name, age,  
n as afore-  
Militia com-  
f residence  
d pay a fine  
e age here-  
bject, who  
d shall not  
erein, pre-  
name, age,  
n as afore-  
Militia com-  
e to reside,  
fine of ten

at the Bat-  
ned in this  
ral and re-  
battalions,  
companies,  
w arc, until

