

**CIHM
Microfiche
Series
(Monographs)**

**ICMH
Collection de
microfiches
(monographies)**



Canadian Institute for Historical Microreproductions / Institut canadien de microreproductions historiques

© 1998

Technical and Bibliographic Notes / Notes techniques et bibliographiques

The Institute has attempted to obtain the best original copy available for filming. Features of this copy which may be bibliographically unique, which may alter any of the images in the reproduction, or which may significantly change the usual method of filming are checked below.

- Coloured covers / Couverture de couleur
- Covers damaged / Couverture endommagée
- Covers restored and/or laminated / Couverture restaurée et/ou pelliculée
- Cover title missing / Le titre de couverture manque
- Coloured maps / Cartes géographiques en couleur
- Coloured ink (i.e. other than blue or black) / Encre de couleur (i.e. autre que bleue ou noire)
- Coloured plates and/or illustrations / Planches et/ou illustrations en couleur
- Bound with other material / Relié avec d'autres documents
- Only edition available / Seule édition disponible
- Tight binding may cause shadows or distortion along interior margin / La reliure serrée peut causer de l'ombre ou de la distorsion le long de la marge intérieure.
- Blank leaves added during restorations may appear within the text. Whenever possible, these have been omitted from filming / Il se peut que certaines pages blanches ajoutées lors d'une restauration apparaissent dans le texte, mais, lorsque cela était possible, ces pages n'ont pas été filmées.
- Additional comments / Commentaires supplémentaires:

L'Institut a microfilmé le meilleur exemplaire qu'il lui a été possible de se procurer. Les détails de cet exemplaire qui sont peut-être uniques du point de vue bibliographique, qui peuvent modifier une image reproduite, ou qui peuvent exiger une modification dans la méthode normale de filmage sont indiqués ci-dessous.

- Coloured pages / Pages de couleur
- Pages damaged / Pages endommagées
- Pages restored and/or laminated / Pages restaurées et/ou pelliculées
- Pages discoloured, stained or foxed / Pages décolorées, tachetées ou piquées
- Pages detached / Pages détachées
- Showthrough / Transparence
- Quality of print varies / Qualité inégale de l'impression
- Includes supplementary material / Comprend du matériel supplémentaire
- Pages wholly or partially obscured by errata slips, tissues, etc., have been refilmed to ensure the best possible image / Les pages totalement ou partiellement obscurcies par un feuillet d'errata, une pelure, etc., ont été filmées à nouveau de façon à obtenir la meilleure image possible.
- Opposing pages with varying colouration or discolourations are filmed twice to ensure the best possible image / Les pages s'opposant ayant des colorations variables ou des décolorations sont filmées deux fois afin d'obtenir la meilleure image possible.

This item is filmed at the reduction ratio checked below /
Ce document est filmé au taux de réduction indiqué ci-dessous.

10x		14x		18x		22x		26x		30x	
				<input checked="" type="checkbox"/>							
12x		16x		20x		24x		28x		32x	

The copy filmed here has been reproduced thanks to the generosity of:

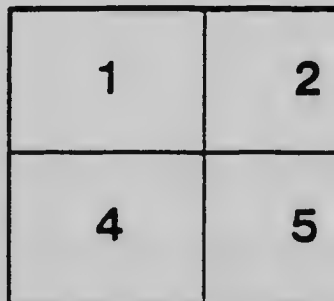
National Library of Canada

The images appearing here are the best quality possible considering the condition and legibility of the original copy and in keeping with the filming contract specifications.

Original copies in printed paper covers are filmed beginning with the front cover and ending on the last page with a printed or illustrated impression, or the back cover when appropriate. All other original copies are filmed beginning on the first page with a printed or illustrated impression, and ending on the last page with a printed or illustrated impression.

The last recorded frame on each microfiche shall contain the symbol \rightarrow (meaning "CONTINUED"), or the symbol ∇ (meaning "END"), whichever applies.

Maps, plates, charts, etc., may be filmed at different reduction ratios. Those too large to be entirely included in one exposure are filmed beginning in the upper left hand corner, left to right and top to bottom, as many frames as required. The following diagrams illustrate the method:



L'exemplaire filmé fut reproduit grâce à la générosité de:


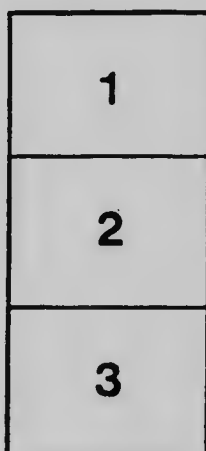

Bibliothèque nationale du Canada

Les images suivantes ont été reproduites avec le plus grand soin, compte tenu de la condition et de la netteté de l'exemplaire filmé, et en conformité avec les conditions du contrat de filmage.

Les exemplaires originaux dont la couverture en papier est imprimée sont filmés en commençant par la première page et en terminant soit par la dernière page qui comporte une empreinte d'impression ou d'illustration, soit par le second plat, selon le cas. Tous les autres exemplaires originaux sont filmés en commençant par la première page qui comporte une empreinte d'impression ou d'illustration et en terminant par la dernière page qui comporte une telle empreinte.



Un des symboles suivants apparaîtra sur la dernière image de chaque microfiche, selon le cas: le symbole \rightarrow signifie "A SUIVRE", le symbole ∇ signifie "FIN".

Les cartes, planches, tableaux, etc., peuvent être filmés à des taux de réduction différents. Lorsque le document est trop grand pour être reproduit en un seul cliché, il est filmé à partir de l'angle supérieur gauche, de gauche à droite, et de haut en bas, en prenant le nombre d'images nécessaire. Les diagrammes suivants illustrent la méthode.



MICROCOPY RESOLUTION TEST CHART

(ANSI and ISO TEST CHART No. 2)



5.0

5.6

6.3

7.1

8.0

9.0

10

11.2

12.5

14

16

18

20

22.5

25

28

31.5

36

40


45

50

56

63

71



APPLIED IMAGE Inc

1653 East Main Street
Rochester, New York 14609 USA
(716) 482 - 0300 - Phone
(716) 288 - 5989 - Fax

WINNIPEG

— NOW THE —


GREATEST ACTUAL WHEAT

MARKET

— ON THE —

NORTH AMERICAN

CONTINENT



*Compliments of
M. B. Bell*

1910

AC901

A7

1910.

Manufacturers' Opportunity

No. 0051

PURCHASING POWER OF THE

P***

WESTERN CANADIAN PROVINCES

A Statement of Facts showing the value of grain production in Manitoba, Saskatchewan and Alberta for five years ending with year 1909

Year	Bushels Produced.	Value Received.
1905.		
Wheat	84,506,857	\$ 65,915,348
Oats	66,311,800	25,198,484
Barley	13,447,800	6,723,900
Flax	478,130	645,475
Total for year 1905		\$ 98,483,207
1906.		
Wheat	94,201,984	\$ 71,513,507
Oats	94,244,090	32,042,960
Barley	16,888,000	8,781,760
Flax	628,958	818,645
Total for year 1906		\$ 113,156,872
1907		
Wheat	70,922,584	\$ 75,177,949
Oats	74,513,561	41,727,575
Barley	19,187,449	10,553,096
Flax	1,710,500	2,052,500
Total for year 1907		\$129,511,120
1908.		
Wheat	96,863,689	\$ 95,895,052
Oats	108,987,855	41,415,384
Barley	24,050,645	12,025,322
Flax	1,424,330	1,780,412
Total for year 1908		\$151,116,170
1909.		
Wheat	118,109,000	\$115,746,820
Oats	163,998,752	46,759,575
Barley	30,542,000	13,743,900
Flax	3,599,000	6,118,300
Total for year 1909		\$182,368,595
Total production for five years		\$674,635,964

Live Stock Valuation in 1909.

Manitoba, Saskatchewan and Alberta . . . \$175,000,000

In addition to the above, \$100,000,000 is being brought in the West by the best class of United States farmers every year.

GET CLOSE TO THIS MARKET

CHEAP POWER TO MANUFACTURERS GUARANTEED

The development of 60,000 h.p. by the City of Winnipeg will be ready for delivery in the Spring of 1911

Cheap Sites—Twelve Years' Fixed Assessment—Greatest Railway Centre in Canada—Ideal Labor Conditions

Further particulars address

CHAS. F. ROLAND, Commissioner, WINNIPEG

Statement by C. N. Bell

**SECRETARY OF
THE WINNIPEG BOARD OF TRADE,
SEPTEMBER 1st, 1910**

The importance of Winnipeg as a grain market is not fully realized in business circles throughout the world generally. The following statement shows the actual receipts of wheat at Winnipeg as compared with the actual receipts at the principal grain markets in the United States. It is to be noted that the figures for Winnipeg are taken from the Dominion Government Grain Inspector's records filed daily with the Winnipeg Board of Trade under Dominion Law, and are an exhibit of Western Canadian wheat actually received in the railroad yards in Winnipeg, and these statistics do not include grain shipped from Southern Manitoba direct to Duluth via the Great Northern Railway Company's lines, nor do they include

local deliveries, nor grain inspected at Calgary a percentage of which does actually pass through Winnipeg yards. It will be seen from the statements that Winnipeg, by a good margin, is the greatest actual wheat market on the North American Continent. During some years past it has been common with Western Canadians to predict that "some day" Winnipeg receipts would reach those of Minneapolis, which city for many years has been by a very large surplus the largest wheat receiving centre in the United States. The fact that the receipts at Minneapolis fell off as compared with the previous year, while those at Winnipeg increased by over fifty per cent. are most significant of what will follow in the near future when more than a mere fraction of Western Canada's lands are settled on and cultivated. The United States and Montreal wheat receipt figures given in this statement are taken from the annual report of the Minneapolis Chamber of Commerce, and compiled from returns secured by that Chamber from the

boards of trade or grain dealing associations at the points quoted. The figures from the United States points (and Montreal) are for the calendar year ending 31st December last, while the Winnipeg figures are for the crop year ending 31st August, 1910. It is particularly interesting to compare the receipts of wheat at Winnipeg with those at places like Chicago, Milwaukee, Kansas City and other old time grain centres. The receipts at Buffalo are not receipts that make a large market and indeed the receipts shown for Buffalo include a very large quantity of Manitoba grain handled on the Winnipeg Grain Exchange and merely shipped through Buffalo in the ordinary course of transportation.

Wheat Receipts

	Bushels
Winnipeg	88,269,330
Minneapolis	81,111,410
Buffalo	61,084,797
Duluth	56,084,971
Kansas City	35,354,000
Montreal	30,081,779
Chicago	26,985,112

New York.....	23,304,300
St. Louis.....	21,432,317
Philadelphia.....	10,331,854
Omaha.....	9,979,200
Milwaukee.....	8,871,026
Baltimore.....	5,821,809
Cleveland.....	4,874,871

WINNIPEG AS AN OAT MARKET.

Outside of Chicago, which leads as the greatest oat receiving market in America, Winnipeg leads the list of American markets. Winnipeg's actual oat receipts during the year past totalled 30,838,900 bushels, followed by New York 23,717,562 bushels, St. Louis 18,582,670 bushels, Minneapolis 14,059,230 bushels, Omaha 10,324,800 bushels, Kansas City 6,349,500 bushels, Duluth 5,117,437 bushels.

WESTERN CANADA

MANITOBA, SASKATCHEWAN AND ALBERTA

	Land Acres
Manitoba [REDACTED]	41,169,098
Saskatchewan [REDACTED]	155,092,480
Alberta [REDACTED]	160,755,200

Only 8 per cent. of arable land under cultivation

GRAIN ACREAGE, 1910

	Acres
Wheat [REDACTED]	8,453,200
Oats [REDACTED]	4,225,800
Barley [REDACTED]	1,022,000
Flax [REDACTED]	630,000

HOMESTEAD ENTRIES

1907 [REDACTED]	28,647
1908 [REDACTED]	30,424
1909 [REDACTED]	39,081
1910 (5 months) [REDACTED]	23,354
1910 increase over same period in 1909 is 78 per cent.	

RAILWAY MILEAGE

	Miles
1900 [REDACTED]	3,680
1908 [REDACTED]	9,365
1909 [REDACTED]	11,472

Further information by applying to

CHAS. F. ROLAND, COMMISSIONER

WINNIPEG DEVELOPMENT AND INDUSTRIAL BUREAU

826-7-8 UNION BANK BUILDING, WINNIPEG, MAN.

An Official Organization composed of representatives of eighteen business bodies of the City of Winnipeg

A Page of Progress

Population of Winnipeg

1902		48,411
1904		67,262
1906		101,057
1908		128,000
1910		140,000

(20,000 population in suburbs)

Total Assessment

WINNIPEG REALTY VALUES

1900		\$ 25,077,400
1902		28,615,810
1905		62,727,630
1906		80,511,727
1909		131,402,800
1910		157,608,220

(Tax Rate 10.80 Mills)

Business Growth

WINNIPEG BANK CLEARINGS

1902		\$188,370,003
1904		294,601,437
1906		504,585,914
1908		614,111,801
1909		770,649,322

Building Growth

WINNIPEG BUILDING PERMITS

1903-4-5		\$26,264,500
1906-7-8		24,444,300
1909		9,226,325
1910	First six months	9,835,500

Total past 7½ years \$67,770,625

For special information write—

CHAS. F. ROLAND, Commissioner

8th Floor, Union Bank, WINNIPEG, Man.



