

**CIHM
Microfiche
Series
(Monographs)**

**ICMH
Collection de
microfiches
(monographies)**



Canadian Institute for Historical Microreproductions / Institut canadien de microreproductions historiques

© 1996

The copy filmed here has been reproduced thanks to the generosity of:

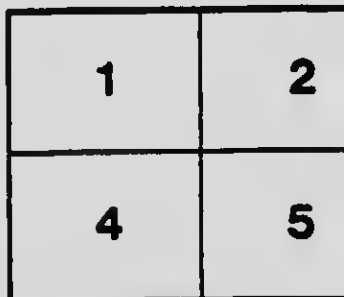

National Library of Canada

The images appearing here are the best quality possible considering the condition and legibility of the original copy and in keeping with the filming contract specifications.

Original copies in printed paper covers are filmed beginning with the front cover and ending on the last page with a printed or illustrated impression, or the back cover when appropriate. All other original copies are filmed beginning on the first page with a printed or illustrated impression, and ending on the last page with a printed or illustrated impression.

The last recorded frame on each microfiche shall contain the symbol \rightarrow (meaning "CONTINUED"), or the symbol ∇ (meaning "END"), whichever applies.

Maps, plates, charts, etc., may be filmed at different reduction ratios. Those too large to be entirely included in one exposure are filmed beginning in the upper left hand corner, left to right and top to bottom, as many frames as required. The following diagrams illustrate the method:



L'exemplaire filmé fut reproduit grâce à la générosité de:


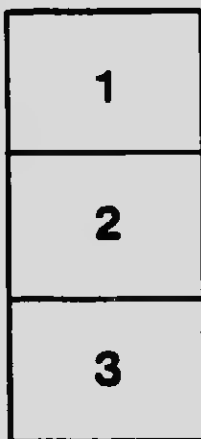
Bibliothèque nationale du Canada

Les images suivantes ont été reproduites avec le plus grand soin, compte tenu de la condition et de la netteté de l'exemplaire filmé, et en conformité avec les conditions du contrat de filmage.

Les exemplaires originaux dont la couverture en papier est imprimée sont filmés en commençant par le premier feuillet et en terminant soit par la dernière page qui comporte une empreinte d'impression ou d'illustration, soit par le second feuillet, selon le cas. Tous les autres exemplaires originaux sont filmés en commençant par la première page qui comporte une empreinte d'impression ou d'illustration et en terminant par la dernière page qui comporte une telle empreinte.

Un des symboles suivants apparaît sur la dernière image de chaque microfiche, selon le cas: le symbole \rightarrow signifie "A SUIVRE", le symbole ∇ signifie "FIN".

Les cartes, planches, tableaux, etc., peuvent être filmés à des taux de réduction différents. Lorsque le document est trop grand pour être reproduit en un seul cliché, il est filmé à partir de l'angle supérieur gauche, de gauche à droite, et de haut en bas, en prenant le nombre d'images nécessaire. Les diagrammes suivants illustrent la méthode.



MICROCOPY RESOLUTION TEST CHART

(ANSI and ISO TEST CHART No. 2)



4.5

5.0

5.6

6.3

7.1

8.0

9.0

10

11.2

12.5

14

16

18

20

22.5

25

28

32

36

40

45

50

56

63

71

80

2.8

3.2

3.6

4.0

2.5

2.2

2.0

1.8

1.6



APPLIED IMAGE Inc

1653 East Main Street
Rochester, New York 14609 USA
(716) 482 - 0300 - Phone
(716) 288 - 5989 - Fax

QUOTATIONS

Catalogue "F"

Name

Address

This Loose Leaf Price Book contains market prices on *Standard*
Ideal Enameled Iron Ware and Brass Goods.

For your convenience, the articles, in addition to the Plate Numbers, are both illustrated and described, and we believe this book contains the most complete information, of its kind, ever issued.

We wish particularly to call your attention to the Sheets on the subject of "How and How Not to Treat" the articles described and illustrated herein.

As changes, additions or eliminations occur, new sheets will be issued promptly.


Respectfully,

The Standard Ideal Company Limited

Port Hope, Ont., August 15th, 1911

Copyright, Canada, 1914, by The Standard Ideal Company, Limited.

INDEX AND CLASSIFICATION



ENAMELED IRON WARE.

- White Sheets—** Selling Terms, Grading Regulations, General Information, Brass Goods, Freight Allowances.
- Light Blue Sheets—** How and How Not to Handle Enameled Ware.
- Schedule No. 1—** "Alexandra Ware"—all types.
- Schedule No. 2—** "Green and Gold" Label Baths—all patterns, including Foot, Sitz and Childs' Baths and Receptors, "Blue and Red" Label Baths.
- Schedule No. 3—** Lavatories.
- Schedule No. 4—** Drinking Fountains.
- Schedule No. 5—** Sinks and Sink Combinations, Slop Sinks, Laundry Trays, Tray and Sink Combinations, Drain-Boards, Grease Traps, Trap Standards, Flat Rim Sinks, Sink Backs, Wash Sinks.
- Schedule No. 6—** Range Closets and Urinals; Tanks and Hoppers.
- Schedule No. 7—** Freight Classifications and Tariff Rates.

1900
SELLING TERMS

(1) All "STANDARD IDEAL" Ware is sold subject to our Grading Regulations (given on page 4). It is produced in a Factory whose reputation for making especially fine Ware has been long established, and the name, "STANDARD IDEAL," on our Labels, and in raised letters on the bottom of the Castings, is our guarantee of Quality and Durability.

(2) Should defects develop, due to imperfect material or workmanship, duplicate fixtures will be furnished without charge; but our agreement to do this will be completely filled by our furnishing new goods, or parts, in place thereof, and does not cover any claim for damages, or cost of time and labor for replacement.

(3) What constitutes a "Factory Defect" must necessarily be determined by the Manufacturer, who, by experience, is best qualified to say whether a "defect" is due to imperfect workmanship, material, or other causes beyond control, or whether a piece of Ware has been damaged in transit or by careless handling. It has been and will be the policy of this Company to be absolutely fair in such matters, and where any doubt exists, it will give the benefit of the doubt to the purchaser; but it cannot undertake to unqualifiedly accept the opinion of the purchaser in claims for defective Ware. The Company, therefore, reserves the right to determine the status of its responsibility in these matters, and our Ware is sold subject to this condition. (See pages 1 to 6 of the Azure Sheets, illustrating the treatment Enamelled Iron Ware is subject to, over which we have no control.)

THE ABOVE GRADING RULES ARE IN ACCORD WITH THOSE ADOPTED BY THE ENAMELED WARE MANUFACTURERS ASSOCIATION OF THE UNITED STATES AND CANADA OF WHICH WE ARE MEMBERS.

(2) THE COMPANY'S POLICY IS TO BE ABSOLUTELY FAIR IN SUCH MATTERS, AND WHERE ANY DOUBT EXISTS, IT WILL GIVE THE BENEFIT OF THE DOUBT TO THE PURCHASER; BUT IT CANNOT UNDERTAKE TO UNQUALIFIEDLY ACCEPT THE OPINION OF THE PURCHASER IN CLAIMS FOR DEFECTIVE WARE.

THE ABOVE GRADING RULES ARE IN ACCORD WITH THOSE ADOPTED BY THE ENAMELED WARE MANUFACTURERS ASSOCIATION OF THE UNITED STATES AND CANADA OF WHICH WE ARE MEMBERS.

WPA 17 1914

GRADING REGULATIONS UNDER WHICH



PORCELAIN ENAMELED IRON SANITARY WARE IS SOLD.

"PURPLE AND GOLD" LABEL ~~High~~ BATHS AND LAVATORIES

"GREEN AND GOLD" LABEL BATHS AND LAVATORIES.

(1) High-Grade Baths and Lavatories bearing our "Purple and Gold" Label, and High-Grade Baths and Lavatories bearing our "Green and Gold" Label, are well coated with Enamel of uniform color and tint, as smoothly applied as the limitations of the art, with the best skill, will permit.

Ware shall not be rejected for mere unimportant blemishes that do not impair the usefulness, durability or life of the Fixture. Absolute perfection is not guaranteed, or commercially possible.

"BLUE AND RED" LABEL BATHS, LAUNDEY TRAYS, SLOP SINKS AND FLAT RIM SINKS.

(2) Ware bearing our "Blue and Red" Label comes under the same general grading as our "GREEN AND GOLD" LABEL BATHS, except that the Enamel may not be as heavy or as smooth a coating, and it may be less uniform in color and tint.

Unimportant blemishes, such as two or three pinholes, minute scratches or lines, or small specks of foreign matter in the Enamel (which cannot be entirely prevented) will not be a valid cause for rejection.

ALL OTHER SMALLWARES:

(3) The same general Grading Rule applies to this grade as to our "GREEN AND GOLD" LABEL BATHS, but on the less important or cheaper patterns the inspection will not be as close or as exacting.

THE ABOVE GRADING RULES ARE IN ACCORDANCE WITH THOSE ADOPTED BY THE ENAMELED SANITARY WARE MANUFACTURERS' ASSOCIATION OF THE UNITED STATES AND CANADA, OF WHICH WE ARE MEMBERS.

Aug. 15, 1914

GENERAL INFORMATION

PRICES:

(1) Prices named herein are Consumers' Prices, which supersede all previous quotations, verbal or written, and are subject to change without notice. We aim to notify the Trade promptly of any change in prices, etc., but we do not guarantee the enclosed information through failure to receive revised sheets or other notifications of revisions or changes.

(2) The price always applies to the fixtures as described in these sheets, irrespective of illustrations or descriptions in other catalogues or printed matter.

(3) All prices quoted apply to the Fixtures with regular drillings. Special drillings will be charged for extra at the prices quoted.

(4) The Brass Fittings or Fitting Combinations quoted on, in most cases, are the same or similar to the Fittings shown in the "F" Catalogue; but on certain items changes in the style of faucets, traps, etc., were considered necessary or advisable. Therefore, Fittings or Fitting Combinations herein specified and described for various Enameled fixtures are what we will hereafter consider as our "Regular Fitting," which we will furnish on all orders specifying fixtures complete with fittings, unless other styles of fittings are ordered.

(5) Prices are quoted separately for both the bare Enamel Ware Fixtures and Brass Goods, except where otherwise specified. Prices on Brass Goods are quoted in two ways, i.e., for the separate parts, and the complete Brass Trimmings as regularly furnished for each fixture. A complete description and price of each Brass Fitting is given in front of each Schedule of Enameled Iron Ware.

(6) Prices on Brass Goods are F.O.B. cars, Port Hope, unless shipped with Enameled Ware from Port Hope, in which event they take the same freight allowances.

(7) **SPECIAL NOTE.**—In quoting prices care should be taken to add freight charges to other than full delivery points as listed on freight sheets herewith.

(8) Terms—2%, 10 days.
60 days net.

Aug. 15, 1914

GENERAL INFORMATION

WEIGHTS:

(9) The weights given herein are approximate shipping weights and are not guaranteed to be exact.

SHIPMENTS:

(10) When goods have been delivered to, and signed for by, the Transportation Company, such material immediately becomes the property of the Consignee. We cannot accept any responsibility for breakage or damage resulting from accidents, negligence or carelessness on the part of the Carriers. Claims for damage must be made immediately upon receipt of damaged goods by Consignee, and notation made on the Bill of Lading before accepting the Goods from the Transportation Company.

ORDERS AND CONTRACTS

(11) Accepted by us are always subject to Strikes, Accidents, or any other causes beyond our control.

CANCELLATIONS

(12) Of Orders specifying Special Goods or other Fixtures, such as Wash Sinks, Range Closets, etc., which require considerable "fitting up" or assembling, will not be accepted after execution has been started.

RETURNED GOODS:

(13) Any material defective or otherwise, will not be accepted by us unless our permission in writing has been previously secured. In such cases, each package must be clearly labeled or marked for identification purposes. Special Forms and Shipping Tags will be furnished for this purpose. It should also be remembered that when material in good condition is returned the Sender must assume all Freight Charges, and in addition must guarantee arrival in good condition. Our Show Rooms are not prepared to receive returned goods and all such shipments must be returned to the Factory at Port Hope.

(8) Terms—C.O.D. 10 days net

BRASS GOODS:

Notwithstanding the efforts of the various manufacturers to standardize their staple line of products, and contrary to the opinion prevalent in certain quarters, the ordinary type of Bell Supply Fitting is not interchangeable, but must, in most instances, be altered and changed in order to make it fit perfectly any of the various styles and makes of so-called "staple" baths. As a matter of fact, the extreme difference in dimensions, depth and style practically necessitates a separate and distinctly different set of fittings for each individual type of bath.

To provide the Trade with brass fittings of correct dimensions, etc., to fit perfectly the fixtures for which they are intended, and to supply the constantly increasing demand for our Enameled Iron Ware, fitted up complete with fittings, we have illustrated on the pages following, and are, accordingly, prepared to furnish, a complete assortment of Brass Fittings to meet these requirements.

All of our Brass Combination Fittings for Baths, Lavatories, etc., are manufactured especially for us, either from our own patterns, or in accordance with the requirements of our own blue-prints. They are, so to speak, made to order, and are designed with a view of providing not only a perfect fit, but they embody, also, the other essentials of good Brass Fittings, viz., a standard of quality for materials and workmanship capable of durability and service far in excess of the average fixture now on the market.

The Brass Fittings supplied with our Aluminum Ware are particularly high-grade. They are extra heavy, elaborate and massive in design and appearance, and are undoubtedly the best fittings made by any manufacturer.

FREIGHT ALLOWANCES

AN "STANDARD IDEAL" Enameled Ware is sold on the basis of the enclosed prices, subject to the regularly established terms, conditions and freight allowances.

Architects, Plumbers and Jobbers should bear in mind that these prices include freight charges only to such jobbing points that are within the immediate range of our Factory at Port Hope. Therefore, when any material is wanted for delivery to other than these jobbing points, as mentioned below, sufficient allowances should be made for delivery charges.

"STANDARD IDEAL" Ware that is regularly carried in stock by Jobbers may be obtained through them at the prices quoted herein in any of the following Jobbing Points:

Galt, Ont.	Ottawa, Ont.
Halifax, N.S.	Quebec, Que.
Hamilton, Ont.	St. John, N.B.
London, Ont.	Sherbrooke, Que.
Montreal, Que.	Toronto, Ont.
North Sydney, N.S.	Windsor, Ont.

In order to estimate freight charges on our products, we have given in Schedule 7 the freight rates from nearest Jobbing and Manufacturing Points to the principal cities and towns in Canada. These rates, together with the approximate shipping weights shown for each fixture, will enable the purchaser to estimate delivered costs.

FREIGHT ALLOWANCES

On Shipments to Plumbers' Stocks in Towns adjacent to the following cities:

- Galt, Ontario
- Hamilton, Ontario
- London, Ontario
- Windsor, Ontario
- Toronto, Ontario

freight will be equalized with the lowest rate obtainable from nearest Jobbing Point.

On Shipments to Plumbers' Stocks in Towns adjacent to the following cities:

- Montreal, Que.
- Ottawa, Ontario
- Quebec, Que.
- Sherbrooke, Que.

no freight will be allowed.

On Shipments to Towns adjacent to the following cities:

- Halifax, N.S.
- North Sydney, N.S.
- St. John, N.B.

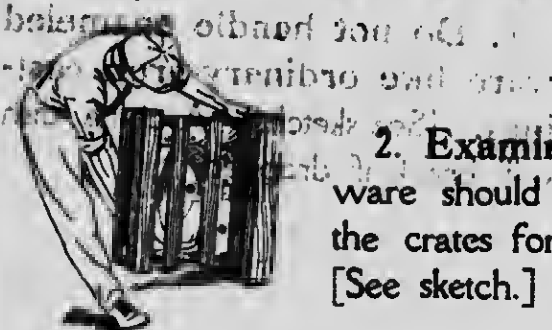
freight will be equalized with the lowest rate obtainable from nearest Jobbing Point.

HOW AND HOW NOT TO TREAT PORCELAIN ENAM- ELED IRON SANITARY WARE

There appears to be a general impression that enameled ware can withstand any amount of abuse because the base is composed of cast iron. While the casting part can withstand considerable shock without breaking, the enamel coating is of porcelain composition and is fragile, and, if the article is subjected to strains or shocks, this coating will craze or crack in the same manner as will china.


To correct this erroneous impression, and to prevent existing abuses, we are issuing this information showing how and how not to handle and treat porcelain enameled iron sanitary ware.

1. **Handling**—Enameled ware should be handled carefully and no more than necessary.



2. **Examining Ware**—Enameled ware should be examined through the crates for defects in this manner. [See sketch.]

3. Dealers should not uncrate and recrate, as crating should be done at the factory by experienced men.



4. Ware should always be placed under cover in clean, dry, weatherproof storage. [See sketch.]



5. Do not leave it outside exposed to the weather. [See sketch.] We will not be responsible for ware not properly housed.



6. Do not handle enameled ware like ordinary iron castings. [See sketch.] A china dish will break if dropped.

an
pi
ve
co

7. Do not rack or "walk" enameled ware. [See sketch.] Use a truck for transporting from place to place.



8. Do not deliver ware to job until ready for installation.

9. In delivering ware, send out in clean, original package or crate. [See sketch.]




10. Do not dray enameled ware piled on pipe and fittings so it can roll around, and do not pile anything on top of it. [See sketch.] To prevent jars and strains in carting, load enameled ware compactly and carefully.

11. Be careful in uncrating. Do not come in contact with the article with a hammer or other tool used in opening the crate.




12. Install ware after the plastering is done so that it does not become mussed up with mortar and sand. If necessary to install before plastering, protect the article in this manner. [See sketch.]




13. Do not use as a receptacle for tools. [See sketch.]

14. Use extreme care in connecting fittings on decorated tube so the decoration will not become soiled.

[See sketch.]





15. Do not hammer bath tub legs into position. [See sketch.]

16. Do not permit anyone to stand in ware. [See sketch.]

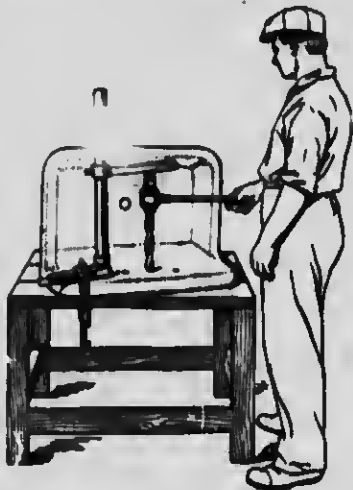


17. Do not permit ware to be used as a scaffolding. [See sketch.]



18. Do not use coarse, gritty scouring soap to clean enameled ware as it destroys the gloss. One would not clean fine glass or china in that manner.

19. Do not use acid on enameled sanitary ware. This enamel is not intended for laboratory use.



20. Do not drill enameled ware. [See sketch.] This should be done by the manufacturer before the article is enameled.

21. Do not cut out with saw the openings for supply pipes in flat rim sinks. [See sketch.] This should be done at the factory before the ware is enameled.



22. Do not be hypercritical in inspecting. Be fair, and remember that absolute perfection is not guaranteed or commercially possible.

The Standard Ideal Company Inc.

Standard Ideal

TIN ENAMELS

(1) THE OLD RELIABLE ENAMELS MADE WITH TIN OXIDE ARE MORE DURABLE, MORE ABLE TO RESIST SUDDEN CHANGES IN TEMPERATURE, AND ARE MORE UNIFORM IN COLOR THAN THOSE CONTAINING TIN OXIDE SUBSTITUTES.

(2) ALL "STANDARD IDEAL" ENAMELS CONTAIN OXIDE OF TIN.

(3) The Art of Enameling or covering Metals with Glass, is a very old one. The earliest applications of Enamel to Metal was in the formation of Art Objects. The first Enamellers made up various Enamels in very small quantities, ground in mortars, and fused to the Metals by means of Blow-Pipes. Some very famous examples of such Art are still in existence.

(4) The Enameling of Metal is very different from the Enameling of objects made of Clay, and while Enameled Clay Ware is found among Egyptian Ruins, the enameling of Metal did not start until the Middle Ages.

(5) The Enamels used for the formation of Art Objects consisted almost entirely of Lead Silicate, colored with various Metallic Oxides. The covering of Metal Articles for sanitary and culinary purposes was inaugurated by the Germans. They were the "Pioneers" in the Enameling of Iron and Steel. On account of lightness, steel articles, with a silicious coating, offered a very attractive proposition, and from the impetus given the Art by the Germans there has grown up an enormous business.

(6) The covering of Cast Iron Articles used for Sanitary purposes presents a very different problem from that of the Steel Industry. It is comparatively recently that the Art of covering Cast Iron

Aug. 15, 1914

has been brought to a high degree of excellence, **BUT THIS PERFECTION SHOULD NOT BE EXPERIMENTED WITH IN THE ATTEMPT TO REDUCE THE COST OF PRODUCTION.**

(7) The Enamel used on Cast Iron is a complex silicate and borate of metallic oxide, colored white, with a suitable clouding media, and the requirements as to lustre, color, smoothness, etc., are extremely rigorous.

(8) In the formation of Enamels, the raw materials are mixed and introduced into a Reverberatory Furnace, and melted to a homogeneous mass, at a temperature approximating 1800 degrees Fah. Quantities of 1,000 to 2,000 pounds are melted at one time.

(9) When the Enamel Mass is melted into a Fluid, it is run into water, which granulates it. It is then ground in Ball Mills to fineness sufficient to allow all of it to pass through a screen of 70 mesh to the inch. It is then ready for the Enameling of Metal.

(10) Generally speaking, the Enameling of Cast Iron Ware starts in the Foundry. The production of smooth, homogeneous castings of definite chemical composition is necessary. Castings uneven in thickness, having improper curves, or abrupt projections, are unfitted for enameling. After leaving the Foundry, the castings are cleaned by being subjected to the action of a stream of Steel Shot or Sand, projected from a nozzle by a jet of air of fifty pounds pressure per square inch. This pulverizes and removes all dirt and sand from the Castings. They are then ground and rubbed with Abrasive Stones, taking off all small bits of adhering metal.

(11) The next process consists in covering the surfaces of the enamel with a neutral first coat of enamel. This is applied wet, and after drying, it is burned on to the Ware at a temperature of about 1700 degrees Fah. **THE PURPOSE OF THIS ENAMEL COATING IS TO ACT AS A BOND FOR THE FINAL COATS, AND ALSO AS A PROTECTION AGAINST CHEMICAL ACTION APT TO BE SET UP BETWEEN THE SENSITIVE WHITE ENAMEL AND THE METAL.** After fusing the First Coat, the pulverized White Enamel is sifted on to the Ware while red hot, the hot casting fusing the Powder as it falls upon it.

(12) The Ware is reintroduced into the Furnace, and the Enamel fused to a smooth finish. Numerous layers are applied in this way, and fused on at a temperature of 1700 deg. Fah. After cooling, the Ware is subjected to several tests to determine durability.

(13) **THE FIRST IDEA IN COVERING METAL OBJECTS WITH GLASS COATING WAS TO OBTAIN A DURABLE, PROTEC-**

Aug. 15, 1914

TIVE COAT FOR THE METAL. THE CLEANLINESS AND LIGHTNESS OF SUCH ARTICLES WAS, OF COURSE, A CONSIDERABLE FACTOR. OF LATE YEARS, THE DESIRE FOR COMPLICATED DESIGNS, FANTASTIC CURVES AND IMPOSIBLE SHAPES HAS STRAINED THE SKILL OF THE ENAMEL TECHNOLOGIST TO THE LIMIT IN THE ENDEAVOR TO FORMULATE AN ENAMEL WHICH WOULD MEET THESE REQUIREMENTS.

(14) As stated before, Cast Iron Enamel is essentially a compound of Oxides with Silica, colored white, with some suitable clouding media. **THE OLD RELIABLE MATERIAL FOR MAKING ENAMEL WHITE IS TIN OXIDE. THE PRICE OF THIS INGREDIENT IS IN THE NEIGHBORHOOD OF 450. PER POUND.** This price has caused a very earnest attempt to be made by many Manufacturers to FIND SUBSTITUTES. **TIN IS A VERY SOFT METALLIC METAL, WITH A HIGH SPECIFIC GRAVITY. ITS OXIDE IS HEAVY, AND IMPARTS TO ENAMELS A PECULIAR METALLIC TOUGHNESS, WHICH NONE OF THE SUBSTITUTES ARE ABLE TO IMPART. THE OLD RELIABLE ENAMELS MADE WITH TIN OXIDE ARE MORE DURABLE, MORE ABLE TO RESIST SUDDEN CHANGES, AND ARE MORE UNIFORM IN COLOR. POUND FOR POUND, THERE IS NO CLOUDING MEDIA THAT EQUALS TIN OXIDE, AND ALLOWS THE APPLYING OF A THIN COAT OF ENAMEL TO THE WARE.**

(15) **THE THINNER THE COAT OF ENAMEL, THE MORE ELASTIC IT IS, AND THE LESS DANGER THERE IS OF DEFECTS DEVELOPING.** As a matter of fact, a piece of Ware which is slightly rough is oft-times more durable than a piece which has been covered heavily, and burned hard to obtain a smooth surface.

(16) **ENAMELS CLOUDED WITH TIN SUBSTITUTES NEED TO BE USED HEAVIER THAN THE GENUINE TIN ENAMELS, IN ORDER TO COVER THE METAL PROPERLY.**

(17) **"STANDARD IDEAL" WARE IS MADE WITH HIGH-GRADE PIG IRON SMELTED FROM THE BEST LAKE SUPERIOR ORES. WE USE NO SCRAP IRON.** Our Pig Iron is melted with extra selected Coke, made in especially designed Coke Ovens. The materials used in our Enamels are of the highest grade obtainable. **WE USE NO SECOND QUALITY OR CHEAP SUBSTITUTES IN THE CONSTRUCTION OF OUR CASTINGS OR COMPOSITION OF OUR ENAMEL.**

Aug. 15, 1914

(18) Our Ware is burned in special Furnaces, so built that the Ware is kept free from contaminating influences of gases or fumes.

(19) OUR OBJECT IS TO TURN OUT A PRODUCT WHICH IS NOT ONLY A COMMERCIAL PRODUCT, BUT ALSO A CREDIT TO THE ENAMELERS' ART, AND THIS CAN ONLY BE ACCOMPLISHED BY THE LIBERAL USE OF OXIDE OF TIN.

The Standard Ideal Company Ltd.

Aug. 15, 1914

0
.
.
.

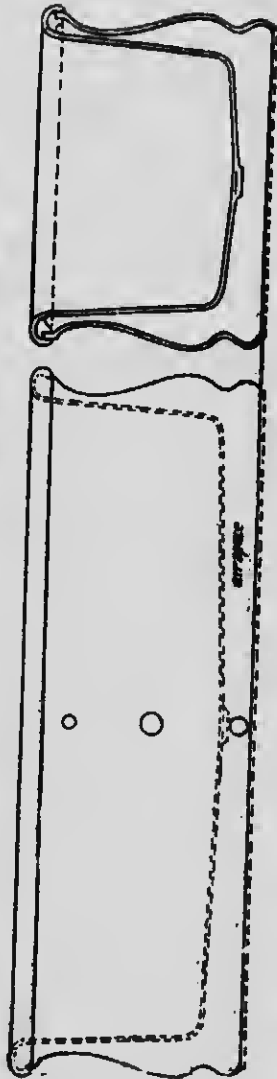
The Standard Ideal Company, Cal.

The Standard Ideal Company Ltd.

Page 1

Alexandra
Ware

"Purple and Gold"
Label Grade.



Clay (frequently termed Solid Porcelain) Baths are merely a solid mass of porous
ed with a thin coating of enamel, applied in liquid form. Owing to their compo-
sition and process of manufacture, enameled clay products do not possess the same compo-
sities of strength and durability as iron fixtures besides they are extremely heavy and cum-
bersome to handle, and on account of their thickness require time and quantities of hot
water to heat. They are very UNSANITARY in that the slightest defect in the enamel
coating will instantly permit the porous fire clay to gradually absorb water and remain
damaged long after draining, become discolored, eventually emitting unsanitary and objec-
tionable odors resulting from their damp and waterlogged condition.

Alexandra Ware Baths are equally as massive and elaborate in design and appearance, and,
in addition, they are absolutely sanitary. Made in two parts, the tub body (enameled in-
side) is encased in a one-piece outer casing (enameled outside) thus providing a space for
the circulation of pure air. They are constructed of cast iron heavily covered with porcelain
enamel applied in powder form and burned into the pores of the iron, providing a smooth,
hard, impervious white enameled surface far superior to any finish obtainable by wet
process. They are lighter in weight, easier to handle and heat, durable and absolutely
sanitary—they cannot become damp or waterlogged, because the iron could not absorb
water even without any enamel coating.

Alexandra Ware is distinctly a superior quality line, not sold on price, but bearing all the
attributes usually considered when selecting material for a finely appointed home, hotel, etc.

NOTE.—Alexandra Ware Lavatories, except F067, are all made in one piece.

Schedule 1
Aug. 15, 1914

The Standard Ideal Company Ltd.

Drillings for **Alexandra Marc** will be designated on the ensuing pages as follows:

Bath Tub
Drillings

Bath Tubs.

LOW BELL Supply and Waste Fitting OUTSIDE of Rim AT END.....	B
LOW BELL Supply and Waste Fitting THRU RIM AT END.....	F
LOW BELL Supply and Waste Fitting THRU RIM AT CENTER.....	G
TOP BELL Supply and Waste Fitting THRU WALL and Open Standing Waste.....	I
TOP BELL Supply and Waste Fitting OUTSIDE of Rim AT END.....	J
TOP BELL Supply and Waste Fitting for FO19.....	K
Special Supply and Waste Fitting OUTSIDE AT SIDE NEAR END.....	L
LOW BELL Supply and Waste Fitting OUTSIDE AT CENTER OF SIDE.....	M
LOW BELL Supply and Waste Fitting OUTSIDE AT END.....	N

**Alexandra
Marc**

Lavatories.

Patent Overflow or Depressed Overflow.....	L
"Ideal" Waste.....	M
Combined Supply and Waste Fitting.....	N
"Perfection" Lift Waste.....	O
"Pop-up" Waste at Back of Overflow.....	P
"Open" Standing Waste.....	R

Lavatory
Drillings

Schedule 1
Aug. 15, 1914

The Standard Ideal Company Ltd.


The Standard Ideal Company Ltd.

Page 3

BRASS FITTINGS

For
Alexandra Mart
BATHS

Fitting Number	Alexandra Mart Bath Fittings	Price
B-100	LOW BELL Supply and Waste Fitting, with 3/4" Supplies and 1" COMPRESSION VALVES, for use OUTSIDE, at END.	\$28.75
L-101	*SAME, except for use OUTSIDE, at SIDE NEAR END.	\$28.75
M-102	*SAME, except for use OUTSIDE, at CENTER OF SIDE.	\$30.36
B-105	*Same as B-100, except with 1" FULLER VALVES.	\$30.00
L-106	*Same as L-101, except with 1" FULLER VALVES.	\$30.00
M-107	*Same as M-102, except with 1" FULLER VALVES.	\$31.60
J-110	*TOP BELL, Supply and Waste Fitting with 3/4" Supplies and 1" COMPRESSION VALVES, for use Outside of Rim, at End.	\$26.75
B-111	*LOW BELL and OVER-RIM Supply and Waste Fitting with 3/4" Supplies, 1" COMPRESSION VALVES, Shampoo Hose and Sprinkler, for use Outside of Rim, at End (F704).	\$39.25



Schedule 1
Aug. 15, 1914

* Fittings marked with asterisk (*) are made up especially for us from our own blue prints and patterns. See White Sheet No. 7. See notes about Handles and Valves on page 4.

The Standard Ideal Company Ltd.

BRASS FITTINGS

For
**Alexandra
Ware**
BATHS

Fitting Number	Alexandra Ware Bath Fittings	Price
I-112	*TOP BELL Supply Fitting, THRU WALL, at End with $\frac{3}{4}$ " COMPRESSION VALVES and Open Standing Waste (For F09 and F010).	\$24.30
J-115	*Same as J-110, except with 1" FULLER VALVES.	\$28.00
B-116	*Same as B-111, except with 1" FULLER VALVES.	\$40.50
K-120	*SPECIAL Supply and Waste Fitting with $\frac{3}{4}$ " Supplies, 1" COMPRESSION VALVES for F019 Bath.	\$29.55
K-125	*Same, except with 1" FULLER VALVES.	\$30.80
W-130	*Bell Supply and Waste Fitting with $\frac{1}{2}$ " Supplies, $\frac{3}{4}$ " COMPRESSION VALVES, Liver Spray and Bidet for F031 Sitz Bath.	\$49.60
W-131	*Bell Supply and Waste Fitting with $\frac{1}{2}$ " Supplies and $\frac{3}{4}$ " COMPRESSION VALVES for F035 Foot Bath.	\$23.30
W-135	*Same as W-130, except with $\frac{3}{4}$ " FULLER VALVES.	\$50.55
W-136	*Same as W-131, except with $\frac{3}{4}$ " FULLER VALVES.	\$24.55

Fuller Bath Fittings are supplied with China Lever Handles. Compression Valves have Four-arm (N. P. Center) China Handles. CHINA WASTE KNOB is supplied with all "Alexandra Ware" Bath Fittings.

QUICK-OPENING COMPRESSION VALVES can be furnished instead of Regular Compression or Fuller Valves, at same prices as quoted above for Compression Fittings.

* Fittings marked with asterisk (*) are made up especially for us from our own blue prints and patterns. See White Sheet No. 7.

* Fittings marked with L. asterisk (*) are made up especially for us from our own blue prints and patterns. See White Sheet No. 7.

The Standard Ideal Company Ltd.

Page 6
BRASS
FITTINGS

For
**Alexandra
Mart**
LAVATORIES

Fitting Number	Alexandra Mart Lavatory Fitting Combinations				Price
	Waste	Faucets	Supplies	Trap	
L-175		F793	F742— $\frac{1}{2}$ "	F740— $1\frac{1}{2}$ "	\$ 9.15
L-176		F766 (L.S.)	F742— $\frac{3}{8}$ "	F740— $1\frac{1}{2}$ "	\$ 7.75
L-177		F766 (L.S.)	F741— $\frac{3}{8}$ "	F740— $1\frac{1}{2}$ "	\$ 6.10
M-180	*F729 (C.K.).	F-793	F742— $\frac{3}{8}$ "	F736— $1\frac{1}{2}$ "	\$16.60
M-181	*F729 (C.K.).	F 793	F741— $\frac{3}{8}$ "	F736— $1\frac{1}{2}$ "	\$14.95
N-185	*FULLER Comb. S. and W. Ftg.		F742— $\frac{3}{8}$ "	F736— $1\frac{1}{2}$ "	\$22.05
N-185 $\frac{1}{2}$	*Same.		F742— $\frac{3}{8}$ "	F736— $1\frac{1}{2}$ "	\$21.35
N-186	*Same (2 sets).		F742— $\frac{3}{8}$ "(2pr)	F736— $1\frac{1}{2}$ " (2)	\$44.10
N-187	*Same (Double, F084).			F737— $1\frac{1}{2}$ "	\$41.45
N-190	*Same as N-185, except with COMPRESSION VALVES.				\$22.05
N-190 $\frac{1}{2}$	*Same as N-185 $\frac{1}{2}$, except with COMPRESSION VALVES.				\$21.35
N-191	*Same as N-186, except with COMPRESSION VALVES. (2)				\$44.10
N-192	*Same as N-187, except with COMPRESSION VALVES.				\$41.45

China Lever Handles for Fuller and Four-arm (N. P. Center) Handles for Compression Valves and China Waste Knob supplied with Comb. S. and W. Ftgs.

(C.K.) China Knob. (L.S.) Long Spout.

* Fittings marked with asterisk (*) are made up especially for us from our own blue prints and patterns. See White Sheet No. 7.

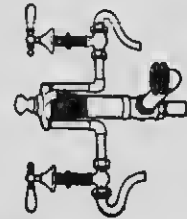
Schedule 1
AUG. 15, 1914

The Standard Ideal Company Ltd.

INDIVIDUAL PARTS

Alexandra Mart LAVATORY FITTINGS

Prices



Combined Supply and Waste Fitting with Compression Valves,
Four-arm (N.P. Center), China Handles and China Waste Knob,
Less Supply Pipes and Trap. FOR SINGLE BOWLS.

\$16.20

Same for TWO BOWLS (F080-F082).


\$32.40

Same for TWO-BOWLS (F084).

\$38.90

FULLER VALVES, with China Lever Handles, same price as Com-
pression Valves.

For
**Alexandra
Mart**
LAVATORIES



"Ideal" Waste, 1 1/2" with China Knob.

\$ 6.75

Plate

*

F729*

* Fittings marked with asterisk (*) are made up especially for us from our own blue prints and patterns. See White Sheet No. 7.

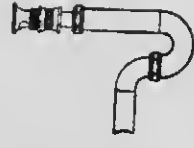
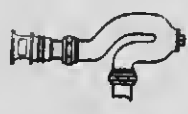
The Standard Ideal Company Ltd.

Page 7

BRASS FITTINGS

Plate	INDIVIDUAL PARTS	Prices
F734	Alexandra Ware LAVATORY FITTINGS Close Connection Trap, Vented, Less Plug.	1 1/4" \$ 3.50
F736	Same, without Vent.	1 1/2" \$ 4.30
	If with Plug, add	1 1/4" \$ 2.25
F737	"S" Trap, Vented, with Plug.	1 1/2" \$ 2.95
F738	Same, without Vent.	1 1/4" \$ 2.10
	If without Plug, deduct	1 1/2" \$ 2.45
F739	"P" Trap, Vented, with Plug.	\$.40 LAVATORIES
F740	Same, without Vent.	1 1/4" \$ 2.15
	If without Plug, deduct	1 1/2" \$ 2.65
		1 1/4" \$ 1.85
		1 1/2" \$ 2.25
		\$.40

For
Alexandra Ware
LAVATORIES

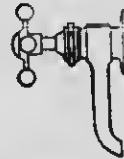


NOTE—1 1/4" Trap should be used with all "Alexandra Ware" Lavatories, except F089 and F090.

* Fittings marked with asterisk (*) are made up especially for us from our own blue prints and patterns. See White Sheet No. 7.

The Standard Ideal Company Ltd.

Plate	INDIVIDUAL PARTS <i>Alexandra Ware</i> LAVATORY FITTINGS	Prices
F741	Supply Pipe, TO WALL, Plain. Pair $\frac{3}{4}$ "	\$ 1.25
F742	Same, with Stop. Pair $\frac{3}{4}$ "	\$ 2.90
F747	Supply Pipe, TO FLOOR, Plain. Pair $\frac{3}{4}$ "	\$ 1.35
F748	Same, with Stop. Pair $\frac{3}{4}$ "	\$ 3.00
F766	Compression Faucet, with S.B. Four-ball Handle, China Index, Long or Short Spout.	\$ 2.60
F766 $\frac{1}{2}$	Same, with 4-arm (N.F. Center), China Handle. Pair	\$ 3.10
F769 $\frac{1}{2}$	MIDGET Pattern Compression Faucet, Four-ball Handle, China Index. Pair	\$ 2.00



For

**Alexandra
Ware**

LAVATORIES

Schedule 1
Aug. 15, 1914

* Fittings marked with asterisk (*) are made up especially for us from our own blue prints and patterns. See White Sheet No. 7.

Page 9

BRASS
FITTINGS

The Standard Ideal Company Ltd.

INDIVIDUAL PARTS
Alexandra ~~Mark~~ LAVATORY FITTINGS

Plate		Prices
F780	No. 0 Fuller Faucet, Brass Handle.	Pair \$2.15
F780 1/2	Same, with China Handle and Index.	Pair \$3.50
F792	TORRANCE Pattern Fuller Faucet with CHINA BASE, Handles and Index.	China Pair \$5.50
F793	Same, with China Handles and Index.	Pair \$4.00



For

Alexandra

Mark

LAVATORIES

* Fittings marked with asterisk (*) are made up especially for us from our own blue prints and patterns. See White Sheet No. 7.

Schedule 1
Aug. 15, 1914

The Standard Ideal Company Ad.

Page 10

BATHS

Alexandra
Ware

Open
Pattern

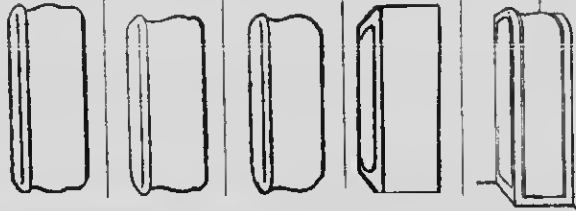
Recess

R. or L. Cor.

Schedule 1
Aug. 15, 1914

Plate	Rim	Width	Depth	Outlet	Drilling and Fittings	Enam. Ext.	
						5'	5 1/2'
F01 F02	3 1/2 3 1/2	32 1/2 32 1/2	18 3/4 18 3/4	Center Center Weight	M-107 M-107*	\$144.95 \$144.95 1040	
F03 F04	3 1/2 3 1/2	32 1/2 32 1/2	18 3/4 18 3/4	Center Center Weight	M-107 M-107*	\$144.95 \$144.95 1040	
F05 F06	3 1/2 3 1/2	32 1/2 32 1/2	18 3/4 18 3/4	Center Center Weight	M-107 M-107*	\$144.95 \$144.95 1040	
F09 1/2	3 3/4 3 3/4	31 31	19 1/2 19 3/8	End End Weight	I-112 L-108	\$ 94.95 \$ 94.95 800	
F010 F010 1/2	3 3/4 3 3/4	30 3/4 30 3/4	18 3/4 18 3/4	End End Weight	I-112 L-106	\$133.20 \$133.20 900	

* Showers not included. Prices of showers are quoted on page 19 (Schedule 2).
All prices include packing.
For Schedule of Drilling and Fitting prices, see pages 2-4.
F09 and F010 have Recessed Outlet for Open Standing Waste.
Zinc White Finished Exterior, instead of Enameled All-Over, can be furnished if desired. Prices on application



The Standard Ideal Company Ad.

F09 and F010 have Recessed Outlet for Open Standing Waste. Zinc White Finished Exterior, instead of Enameled All-Over, can be furnished if desired. Prices on application

The Standard Ideal Company Ltd.

Page 11

BATHS

**Alexandra
Ware**

R. or L. Cor.

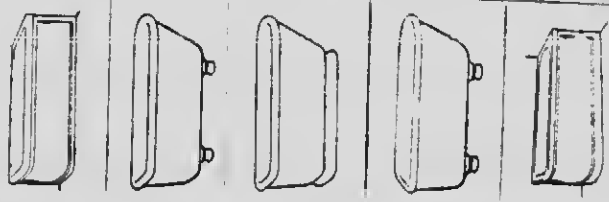
On Round
Block Feet

Cu Base

On Round
Block Feet

R. or L. Cor.

Plate	Rim	Width	Depth	Outlet	Drilling and Fittings	Enam. Ext.	
						5'	5 1/4'
F011	3 3/8"	30 3/8"	18 1/2"	End Weight	B-105	\$127.35 900	\$135.20 1000
F012	3 1/2"	32 1/4"	20 1/4"	End Weight	J-115	\$123.80 910	\$129.30 1025
F013 F014	3 1/2" 3 1/2"	32 1/2" 32 1/2"	20 1/4" 20 1/4"	End End Weight	J-115 J-115*	\$133.20 \$133.20 975	\$130.15 \$130.15 1075
F015 F016 F017	2 3/4" 2 3/4" 2 3/4"	30 1/4" 30 1/4" 30 3/4"	17 1/8" 17 1/8" 17 1/8"	End End End Weight	J-115 B-116 J-115*	\$ 98.05 \$ 98.05 \$ 98.05 750	\$105.85 \$105.85 \$105.85 860
F019	3 3/4"	31 1/2"	20 3/4"	End Weight	K-125	\$123.80 850	\$131.60 950



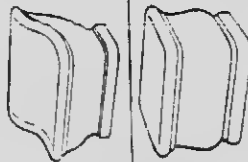
* Showers not included. Prices of showers are quoted on page 19 (Schedule 2).
All prices include packing.
For Schedule of Drilling and Fitting prices, see page 2-4.
Zinc White finished Exterior, instead of Enameled All-Over, can be furnished, if desired. Prices upon application.

Schedule 1
Aug. 15, 1914

Alexandra
Ware

The Standard Gdeal Company Ltd.

Plate	Rim	Length	Width	Depth	Drilling and Fittings	Weight	Price, Enam. Exterior
F031	2 1/4	29	26 1/4	10 1/4	W-136	325	\$51.95
F036	2 1/4	22 1/4	19 1/4	11	W-136	230	\$32.50



Sitz Bath

Foot Bath

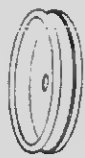
All Prices include packing.
For Schedule of Drilling and Fitting prices, see page 4.
Zinc White Finished Exterior can be furnished instead of Enameled All-Over,
if desired. Prices upon application.

Schedule 1
Aug. 15, 1914

The Standard Ideal Company Ltd.

Plate	Rim	Length	Width	Depth	Furnished with	Weight	Prices, Enam. Ex.
F041	3 1/2	36 1/4	36 1/4	6 1/2	Strainer and Coupling.	240	\$ 51.95
F040	3	39 1/4	38 3/8	6	Shower and Receptor.		\$169.60
F042	3	39 1/4	38 3/8	6	Strainer and Coupling.	250	\$ 48.10
F043	3 1/8	36 1/4	36 1/4	6 1/4	Strainer and Coupling.	275	\$ 51.95

Shower Receptors



All prices include packing.


For prices on other styles of Showers, see page 19 of Schedule 2.

Fittings marked with asterisk () are made up especially for us from our own blue prints and patterns. See White Sheet No. 7.

The Standard Ideal Company Ltd.

**Alexandra
Mare**

Plate	Length	Width	Height	Type	With Fittings	Weight	Prices. Enam. Ex.
F050	24 $\frac{1}{2}$ "	16 $\frac{1}{2}$ "	15 $\frac{1}{2}$ "	Flushing Rim.	*Compression at Side and Rear.	185	\$85.50
F051	24 $\frac{1}{2}$ "	16 $\frac{1}{2}$ "	15 $\frac{1}{2}$ "	Flushing Rim.	*Fuller at Side and Rear.	185	\$93.00
F052	30	17	15 $\frac{1}{2}$ "	Flushing Rim, Ext. End.	*Compression through Ext. End.	200	\$93.00



Pedestal
Bidets

With
Fittings

Prices include Fittings.

All prices include packing.

Fittings marked with asterisk () are made up especially for us from our own blue prints and patterns. See White Sheet No. 7.

Schedule 1
Aug. 15, 1914

The Standard Ideal Company Ltd.

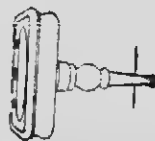
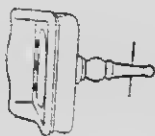
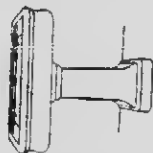
The Standard Ideal Company Ltd.

Page 15

LAVATORIES

Alexandra
Ware

Plate	Nominal Size	Supported on	Bowl	Drillings and Fittings	Weight	Prices, Enamelled Exterior
F077	24x30	Pedestal.	OB-14½x18½	M-180	260	\$49.25
F077½	24x30	Pedestal.	OB-14½x18½	N-185	260	\$49.25
F078	24x27	Gen. Leg.	D-12½x17½	M-180	200	\$38.30
F078½	24x27	Gen. Leg.	D-12½x17½	N-185	200	\$38.30
F079	24x27	Gen. Leg.	D-13½x19½	M-180	190	\$36.75
F079½	24x27	Gen. Leg.	D-13½x19½	N-185	190	\$36.75



Prices include packing.

NOTE—F077, F078, F079, F087, F088 Patterns have been changed to accommodate "Ideal" Waste. Hereafter these lavatories will be furnished with this drilling regularly instead of "L" drilling or Depressed Overflow.

For Schedule of Drilling and Fitting prices, see pages 2-9.

Schedule 1
Aug. 15, 1914

The Standard Ideal Company Ltd.

**Alexandra
Ware**

Plate	Nominal Size	Supported on	Bowl	Drillings and Fittings	Weight	Prices, Enameled Exterior
F080	27x61	Ena. Legs.	O-14½x19¼	N-186	440	\$87.85
F081	24x43	Ena. Legs.	O-14½x19	N-185	300	\$45.70
F082	25x48	Ena. Legs.	O-14x19	N-186	370	\$56.60
F082½	25x48	Pedestal.	O-14x19	N-186		\$84.00



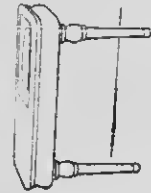
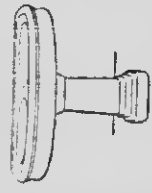
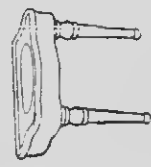
Prices include packing.
For Schedule of Drilling and Fitting prices, see pages 2-9.

For Schedule of Drilling and Fitting prices, see page 2.

The Standard Ideal Company Ltd.

Alexandra
Ware

Plate	Nominal Size	Supported On	Bowl	Drillings and Fittings	Weight	Prices. Enameled Exterior
F083	25x33	Ena. Legs.	O-14½x18½	N-185	270	\$40.60
F084	25x45	Pedestal.	D-12½x17½	N-187	400	\$58.60
F085	25x48	Ena. Legs.	O-14½x19½	N-185	360	\$56.60

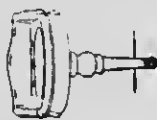
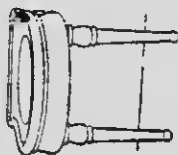


Prices include packing.
For Schedule of Drilling and Fitting prices, see pages 2-9.

The Standard Ideal Company Ltd.

Alexandra Mart

Plate	Nominal Size	Supported on	Bowl	Drillings and Fittings	Weight	Prices, Enameled Exterior
F086	27x29	Ena. Legs.	O-14 $\frac{1}{2}$ x18 $\frac{1}{2}$	N-185	260	\$38.70
F087	22x25x1 $\frac{1}{2}$	Gen. Leg.	O-12x16	M-180	215	\$30.00



Prices include packing.

NOTE—F077, F078, F079, F087, F088 Patterns have been changed to accommodate "Ideal" Waste. Hereafter these lavatories will be furnished with this drilling regularly instead of "L" drilling or Depressed Overflow.

For Schedule of Drilling and Fitting prices, see pages 2-9.

Schedule 1
Aug. 15, 1914

The Standard Ideal Company Ltd.

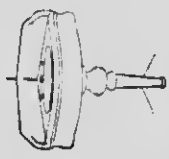
The Standard Ideal Company Ltd

Page 19

LAVATORIES

Alexandra
Ware

Plate	Nominal Size	Supported On	Bowl	Drillings and Fittings	Weight	Prices, Enameled Exterior
F088	24½x5½	Cen. Leg.	O-12x16	M-180	180	\$25.80
F089	24x34	Pedestal.	D-13½x17½	N-185½	250	\$34.35
F090	24x34	Ena. Brkts.	D-13½x17½	N-185½	200	\$28.10



Prices include packing.

NOTE—F077, F078, F079, F087, F088 Patterns have been changed to accommodate "Ideal" Waste. Hereafter these lavatories will be furnished with this drilling regularly instead of "L" drilling or Depressed Overflow.
For Schedule of Drilling and Fitting prices, see pages 2-9.

Schedule 1
Aug. 15, 1914

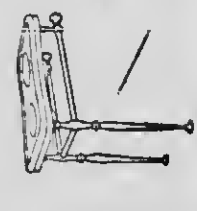

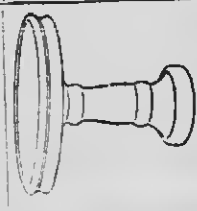
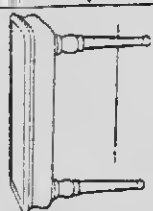
The Standard Ideal Company Ltd.

Page 20

LAVATORIES

Alexandra
Ware

Plate	Size	Supported on	Fittings	Height	Prices
F091	25x48	Ena. Legs.		315	\$55.06
F092	24x34	Pedestal.		240	\$40.25
F092½	18x33	Brass Legs.		140	\$39.25
F093	18x33	Brass Legs.	*Compression, thru Slab. 1¼" F736 Trap, extra Table and Legs only	140	\$63.46 \$ 2.25 \$39.25
F094	18x33	Brass Legs.	*Compression, thru Slab. 1½" F736 Trap, extra Table and Legs only	150	\$74.00 \$ 2.25 \$41.60



Toilet
Tables

Toilet
and
Manicure
Tables

Schedule 1
Aug. 15, 1914

All prices include packing.
F092½, F093 and F094 can be supplied with Enameled Legs and Wall
Supports instead of Brass Legs. If so desired, deduct for F092½ and F093
\$6.30; for F094 \$10.70.
Fittings are included in F093 and F094 prices.
* Fittings marked with asterisk (*) are made up especially for us from our
own blue prints and patterns. See White Sheet No. 7.
F092½ Toilet Table same as F093 except without bowl.

The Standard Ideal Company Ltd.

DRILLINGS

"Blue and Red" Label Grade

Baths for Bell Supply Fittings, extra per tub	\$1.50
" for Standing Waste, " " "	0 .75
" with Cook Holes other than 3 1/4" C. to C., extra per tub	\$1.50
Special Drillings for "Green and Gold" Label Grade Baths, no extra charge.	

Drilling

Boxing and Crating

All prices quoted in these sheets **INCLUDE REGULAR PACKING**. On Bath Tubs that are regularly shipped Crated, an extra charge will be made if ordered with Exterior Finish, in which case they must be Boxed. The amounts of these extra charges and the Baths to which these charges apply are given immediately after charges for Exterior Finishes on page 3.

Packing

Grinding

For Grinding and Smoothing the exterior of any Bath Tub, Sits Tub, Foot Tub or Receptor, extra per tub, \$2.25.

The Standard Ideal Company Ltd.

ENAMELED BALL FEET, as shown and priced with Monarch, Baroness, Imperial, Oriental and Victoria Baths, can also be supplied with Empress, Emperor, Empire, Majestic and Mojeeka Baths. Extra per Tub

\$5.00

ENAMELED ROUND BLOCK FEET, as shown and priced with Monarch, Baroness, Imperial and Victoria Baths, can also be supplied with Empress, Emperor, Empire, Majestic, Mojeeka and Oriental Baths. Extra per Tub

\$5.00

ENAMELED SQUARE BLOCK FEET, as priced with Monarch, Baroness, Imperial, Oriental Baths, can also be supplied with Empress, Emperor, Empire, Majestic, Mojeeka and Victoria Baths. Extra per Tub

\$7.10

Enameled
Feet

Schedule 2
Aug. 15, 1914

BATHS

The Standard Ideal Company Ltd.

The Exterior of all Bath Tubs, Sitz and Foot Baths and Receptors, except where herein otherwise described, is furnished with one coat of common paint only. If ZINC WHITE FINISHED EXTERIOR is wanted, add extra, as follows:

Type of Bath	No. 1 Z.W. Finish	No. 2 Z.W. Finish	Gold Lines or Bands Extra
Regular Patterns.....	\$14.60	\$10.10	\$3.35
Recess Patterns.....	11.25	7.85	3.35
Corner Patterns.....	14.60	10.10	3.35
Back to Wall Patterns.....	13.00	13.50	3.35
End to Wall Patterns.....	18.75	14.25	3.35
"Open" Patterns.....	21.00	18.00	3.35
Sitz Baths.....	9.95	6.75	2.25
Foot Baths and Receptors.....	7.85	5.10	1.70

Exterior Finish

All Baths with Exterior Finish MUST BE BOXED.

For BOX INSTEAD OF CRATE, Add:

Type of Bath	on Feet.	on Base.	on Feet.	on Base.	on Feet.	on Base.	on Feet.	on Base.	on Feet.	on Base.	on Feet.	on Base.
Empress.	\$2.25	\$1.50	\$2.25	\$1.50	Imperial.	\$2.25	\$1.50	\$2.25	\$1.50	Extra	\$2.25	\$1.50
Emperor	\$1.50	\$1.50	\$2.25	\$1.50	"	\$2.25	\$1.50	\$2.25	\$1.50	Charge	\$2.25	\$1.50
Empire.	\$1.50	\$1.50	\$2.25	\$1.50	Orlontal.	\$2.25	\$1.50	\$2.25	\$1.50	BOXING	\$2.25	\$1.50
Princess.	\$2.25	\$1.50	\$2.25	\$1.50	"	\$2.25	\$1.50	\$2.25	\$1.50	Instead of	\$2.25	\$1.50
Mascot.	\$2.25	\$2.25	\$2.25	\$2.25	Victoria.	\$2.25	\$2.25	\$2.25	\$2.25	CRATING	\$2.25	\$2.25
Majestic.	\$2.25	\$2.25	\$2.25	\$2.25	Europa.	\$2.25	\$2.25	\$2.25	\$2.25	Bath Tubs	\$2.25	\$2.25
Mojesks.	\$1.50	\$1.50	\$1.50	\$1.50	Continental.	\$2.25	\$2.25	\$2.25	\$2.25		\$2.25	\$2.25
Monarch.	\$2.25	\$2.25	\$2.25	\$2.25	Stanley.	\$2.25	\$2.25	\$2.25	\$2.25		\$2.25	\$2.25
"	\$2.25	\$2.25	\$2.25	\$2.25	Tuscan.	\$2.25	\$2.25	\$2.25	\$2.25		\$2.25	\$2.25
"	\$1.50	\$1.50	\$1.50	\$1.50	Douglas.	\$2.25	\$2.25	\$2.25	\$2.25		\$2.25	\$2.25
Baroness.	\$2.25	\$2.25	\$2.25	\$2.25	Victor—all styles (except enam. all-over)	\$2.25	\$2.25	\$2.25	\$2.25		\$2.25	\$2.25
"	\$1.50	\$1.50	\$1.50	\$1.50								
"	\$2.25	\$2.25	\$2.25	\$2.25								
"	\$2.25	\$2.25	\$2.25	\$2.25								

Schedule 2

Aug. 15, 1914

NOTE—No additional charge is to be made for Boxing if exterior finish is furnished on bath not mentioned above, inasmuch as these baths are always shipped boxed for either plain or finished exterior.

The Standard Ideal Company Ltd.

Drillings for "VICTOR," "INTERCHANGEABLE PANEL" and "TILING" Baths will be designated on the ensuing pages as follows:

	At Outlet End	Side near End	Center of Side
Double Bath Cock (Cock Holes, 3 1/4" C. to C.) and Combined Waste and Overflow.	A2		
Double Bath Cock (Cock Holes, 3 1/4" C. to C.) and Standing Waste OUTSIDE OF RIM.	B2		
Same, Standing Waste THRU RIM.	C2		
LOW BELL Supply and Waste Fitting OUTSIDE OF RIM.	D2	D3	D4
Same, THRU RIM.	E2		E4
Top Supply and Waste Fitting OUTSIDE OF RIM.	F2	F3	F4
Same, THRU RIM.	H2		H4
Concealed Fitting, Spout Supply, THRU WALL.	J2	J3	J4
Concealed Fitting, Low Bell Supply, THRU WALL.	K2	K3	K4
Concealed Fitting, Spout Supply, THRU WALL, with Combined Waste and Overflow.	L2		
Top Supply Fitting, thru wall at end with "Open" Standing Waste for FO9TB and FO10TB.	M2		
Special Supply and Waste Fitting for FO19TB.	N2		

Drillings for
"VICTOR,"
"INTER-
CHANGE-
ABLE
PANEL"
and
"TILING"
Baths

Schedule 2
Aug. 15, 1914

"S" Drilling designates Special Drillings for Fittings or Showers. The Style and Location of fittings and shower or other essential drilling directions should always be specified.

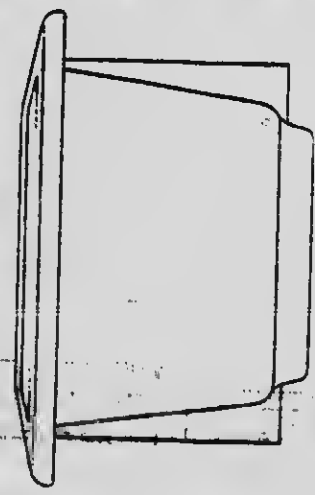
of fittings and shower or other essential drilling directions should always be specified.

The Standard Ideal Company Ltd

BATHS

"Green and Gold" Label Grade

The Victor Bath—a High-Grade Fixture at a Low Price



The principle of the Victor Bath is a tub body with Base and Wing Plates **CAST INTEGRAL**, these plates being placed at various positions on the tub body to make any of six combinations.

In addition to the regular 3 1/2" Flat Rim type, an **EXTENSION RIM** can be furnished—5" Extension at the **END** or 6" Extension **ALONG THE BACK**.

FEATURES

ENAMELLED ALL-OVER—Plain Exterior or Zinc White Finish.

A LOW TUB—With same inside dimensions as the regular patterns.

DRAIN—Outlet, Strainer and Waste Parts of Fitting are 2" size. Slope in bottom is 1 1/8", thus assuring **QUICK DRAIN**.

DIMENSIONS

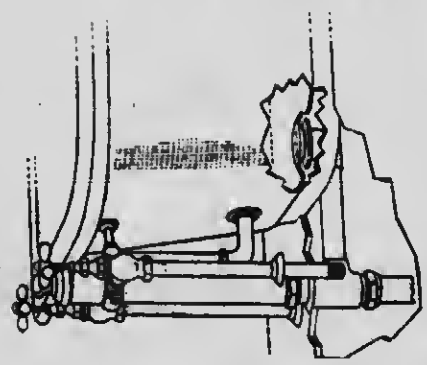
	Recess	Corner	Back to Wall	End to Wall	Open
Length Over-all, 5'	60 1/2"	61 1/2"	62 3/8"	61 5/8"	62 3/4"
	66 1/2"	67 3/8"	68 3/8"	67 3/8"	68 3/4"
Width Over-all,	30 3/4"	30 3/8"	30 3/8"	31 1/4"	31 1/4"

For 5" Extension Rim at End, add to Over-all Length 1 1/2".

For 6" Extension Rim along Back, add to Over-all Width 3 1/4".

Length inside, 5' 55 3/4"; 5 1/2', 61 3/4". Width inside, 24 1/4".

Width of Rim, 3 1/2". Base, 2 3/4".
 Finished Floor to top of Rim, 18".
 Tile Strip, 1/2".
 Depth inside at Outlet, 17 1/4".



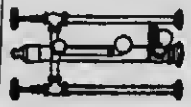
Schedule 2
 Aug. 15, 1914

The Standard Ideal Company Ltd.

Page 6

BRASS FITTINGS

Fittings for WATER BATHS	Coins Lever Handles		4-Arm China Handles	
	Fitting No.	Price	Fitting No.	Price
1/4 Fuller Bath Cock (3 1/4" C. to C.), 1/2" Supplies and *2" Combined Waste and Overflow, AT END. Bath Cock only, as above 1/2" Supplies only, as above *2" C.W. & O. only, as above	A-500†	\$12.15	A-505†	\$12.15
1/4 Fuller Bath Cock (3 1/4" C. to C.), 1/2" Supplies and *2" Standing Waste, OUTSIDE AT END. *2" Standing Waste only, as above	B-501†	\$14.50	B-506†	\$14.50
Same, with *Standing Waste THRU RIM. *2" Standing Waste only, as above.	C-502†	\$15.00	C-507†	\$15.00
*LOW BELL Supply and Waste Fitting, with 3/4" Supplies, Quick-opening Compression Valves for OUTSIDE, AT END. *Same, for OUTSIDE, AT SIDE NEAR END. *Same, for OUTSIDE, AT CENTER OF SIDE. *Same, THRU RIM, AT EXPOSED END. *Same, Exposed parts only, Nickel-plated, CENTER SIDE (Rear).	D-510 D-511 D-512 E-520 E-522	\$29.70 \$30.35 \$31.25 \$31.05 \$31.05	D-515 D-516 D-517 E-525 E-527	\$29.70 \$30.35 \$31.25 \$31.05 \$31.05



For



* Fittings marked with asterisk (*) are made up especially for us from our own blue prints and patterns. See White Sheet No. 7.
 1/4 Fuller Bath Cock, Brass Handle.
 Compression Bath Cock, 4-Arm Indexed Handle.
 NOTE—Fittings for "Victor" Baths require special waste connection to fit below finished floor. This is included as a part of the fitting, but will not be sold separately.

Schedule 2
 Aug. 15, 1914

NOTE—Fittings for "Victor" Baths require special waste connection to fit below finished floor. This is included as a part of the fitting, but will not be sold separately.

Aug. 15, 1914

Page 7

The Standard Ideal Company Ltd.

BRASS
FITTINGS



FITTINGS FOR VICTOR BATHS	China Lever Handles		4-Arm China Handles	
	Fitting No.	Price	Fitting No.	Price
*CONCEALED FITTING, with Quick-opening Compression Valves, No Supply Pipes, SPOUT SUPPLY THRU-WALL AT END.	J-530	\$33.30	J-535	\$33.30
*Same, THRU-WALL AT SIDE NEAR END.	J-531	\$33.95	J-538	\$33.95
*Same, THRU-WALL AT CENTER OF SIDE.	J-532	\$34.85	J-537	\$34.85
*Same, except LOW BELL SUPPLY, THRU-WALL AT END.	K-540	\$33.30	K-545	\$33.30
*Same, except LOW BELL SUPPLY, THRU-WALL AT SIDE NEAR END.	K-541	\$33.95	K-548	\$33.95
*Same, except LOW BELL SUPPLY, THRU-WALL AT CENTER OF SIDE.	K-542	\$34.85	K-547	\$34.85
*CONCEALED FITTING, SPOUT SUPPLY, with Quick-opening Compression Valves (No Supply Pipes), and Combined Waste and Overflow AT END.	L-550	\$28.80	L-555	\$28.80

* Fittings marked with asterisk (*) are made up especially for us from our own blue prints and patterns. See White Sheet No. 7.

NOTE—Fittings for "Victor" Baths require special waste connection to fit below finished floor. This is included as a part of the fittings, but will not be sold separately.

For
VICTOR
BATHS

Schedule 2
Aug. 15, 1914

BATHS

"Green and
Gold"
Label Grade

3½ in.
Flat Rim

VICTOR
OVERHEAD

BATHS

The Standard Ideal Company Ltd.

Plate	Type	Outlet at	Drilling and Fittings	*Plain Exterior		†Enameled All-over	
				5'	5½'	5'	5½'
G-1600 G-1601	Recess. Recess.	R.H. End L.H. End Weight.	J-535 D-516	\$44.25 \$44.25 410	\$49.65 \$49.65 470	\$58.65 \$58.65 425	\$64.05 \$64.05 485
G-1610 G-1611 G-1620 G-1621	R.H. Corner. R.H. Corner. L.H. Corner. L.H. Corner.	R.H. End L.H. End R.H. End L.H. End Weight.	K-541 D-515 D-515 J-535	\$44.25 \$44.25 \$44.25 \$44.25 410	\$49.65 \$49.65 \$49.65 \$49.65 470	\$62.25 \$62.25 \$62.25 \$62.25 425	\$67.65 \$67.65 \$67.65 \$67.65 485
G-1630 G-1631	Back to Wall Back to Wall	R.H. End L.H. End Weight	K-542 D-515	\$44.25 \$44.25 410	\$49.65 \$49.65 470	\$65.85 \$65.85 425	\$71.25 \$71.25 485
G-1640 G-1641	End to Wall. End to Wall.	Wall End Exp. End Weight.	K-545 D-515	\$44.25 \$44.25 410	\$49.65 \$49.65 470	\$67.20 \$67.20 440	\$72.60 \$72.60 500
G-1650	Open.	End Weight.	D-510	\$44.25 380	\$49.65 440	\$70.80 400	\$76.20 460

For schedule of Drilling and Fitting prices, see pages 4, 6, 7.

For Zinc White Finish, see page 3.

Enameled All-over Finish will be furnished unless otherwise ordered.

*Includes Crating Charge. †Includes Boxing Charge.

NOTE:—The description in the "Victor" Bath Booklet specifies D-3 Drilling for Schedule 2 G-1601-D. This should read D-3 Drilling. Aug. 15, 1914

The Standard Ideal Company Ltd.

Page 9

BATHS

"Green and Gold" Label Grade

3½ in. Flat Rim
5 in. Extension Rim at End

Victor
LONDON

BATHS

3½ in. Flat Rim
6 in. Extension Rim Along Brck

Schedule 2
Aug. 15, 1914

Plate	Type	Outlet	Drilling sz'd Fittings	*Plain Exterior		†Enameled All-over	
				5'	5½'	5'	5½'
G-1613 G-1622	R.H. Corner. L.H. Corner.	L.H. End R.H. End Weight.	E525 E525	\$54.75 \$54.75 435	\$60.15 \$60.15 495	\$72.75 \$72.75 450	\$76.15 \$76.15 510
G-1632 G-1633	Back to Wall Back to Wall	R.H. End L.H. End Weight.	E-25 E525	\$54.75 \$54.75 435	\$60.15 \$60.15 495	\$76.35 \$76.35 450	\$81.75 \$81.75 510
G-1643	End to Wall.	Exp'd End Weight.	E525	\$54.75 435	\$60.15 495	\$77.70 465	\$83.10 525
G-1652	Open.	End Weight.	E525	\$54.75 405	\$60.15 465	\$81.30 425	\$86.70 465
G-1604 G-1605	Recess. Recess.	R.H. End L.H. End Weight.	† †	\$70.50 \$70.50 465	\$75.90 \$75.90 545	\$84.90 \$84.90 500	\$90.30 \$90.30 560
G-1614 G-1615 G-1621 G-1625	R.H. Corner. R.H. Corner. L.H. Corner. L.H. Corner.	R.H. End L.H. End R.H. End L.H. End Weight.	† † † †	\$70.50 \$70.50 \$70.50 \$70.50 485	\$75.90 \$75.90 \$75.90 \$75.90 545	\$88.50 \$88.50 \$88.50 \$88.50 500	\$93.90 \$93.90 \$93.90 \$93.90 560
G-1684 G-1685	Back to Wall Back to Wall	R.H. End L.H. End Weight.	† †	\$70.50 \$70.50 465	\$75.90 \$75.90 545	\$92.10 \$92.10 500	\$97.50 \$97.50 560

For schedule of Drilling and Fitting prices, see pages 4, 6, 7.
For Zinc White Finish, see page 3.

Enameled All-over Finish will be furnished unless otherwise ordered.
+ Includes crating charge.

† Styles of drillings and fittings desired should always be specified.

Note—The above plate numbers for "Victor" Baths with extension rim along back supersede those given on page 15 of the "Victor" Bath Booklet.



The Standard Ideal Company Ltd

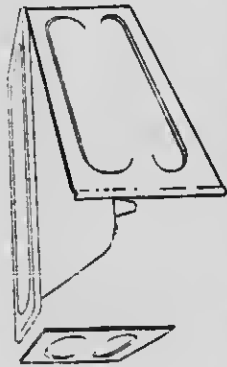
Page 10.

BATHS

"Green and
Gold"
Label Grade

THE "INTERCHANGEABLE PANEL" BATH

A High Grade Fixture, beautiful in design and massive in appearance, that is purchaseable at a medium price owing to its type of construction.



The principal feature of this bath is its adaptability to the various styles of installations. The same tub body is used to make any of six different combinations. Only two styles of Panels are required—End and Side—and these are interchangeable. The outlet is at the end. By simply reversing the tub it can be used for either right or left hand outlet.

Any style drilling can be furnished—for exposed or concealed fittings.

DIMENSIONS

Length, over Rims, 5', 63 1/2"; 5 1/2', 69 1/2".

Length inside, 5', 56"; 5 1/2', 62".

Width of rim, 3 3/4".

Height to top of rim, 23 1/2".

Depth inside at outlet, 17 1/8".

Width over rims, 32 1/2".

Width inside, 24 3/4".

Rims tile, 1 1/2" into wall.

Panels tile, 1/2" into floor.

"Interchange-
able Panel"
Baths

Schedule 2
Aug. 15, 1914


The Standard Ideal Co

The Standard Ideal Company Ltd.

BRASS FITTINGS

For
 "INTER-CHANGEABLE PANEL"
 and
 "TILING"
 Baths

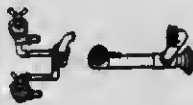
1 FITTINGS FOR "INTERCHANGEABLE PANEL" AND "TILING" BATHS.	China Lever Handles		4-Arm Chinas Handles	
	Fitting No.	Price	Fitting No.	Price
*LOW BELL Supply and Waste Fitting, with 3/4" Supplies, Quick-opening Compression Valves, for OUTSIDE, AT END.	D-610	\$27.45	D-615	\$27.45
AT SIDE NEAR END.	D-611	\$27.90	D-616	\$27.90
AT CENTER OF SIDE.	D-612	\$28.55	D-617	\$28.55
*CONCEALED FITTING, with Quick-opening Compression Valves, No Supply Pipes, SPOUT SUPPLY, Thru Wall, AT END.	J-630	\$30.40	J-635	\$30.40
AT SIDE NEAR END.	J-631	\$30.85	J-636	\$30.85
AT CENTER OF SIDE.	J-632	\$31.50	J-637	\$31.50
*Same, except LOW BELL Supply, Thru Wall, AT END.	K-640	\$30.40	K-645	\$30.40
AT SIDE NEAR END.	K-641	\$30.85	K-646	\$30.85
AT CENTER OF SIDE.	K-642	\$31.50	K-647	\$31.50



* Fittings marked with asterisk (*) are made up especially for us from our own blue prints and patterns. See White Sheet No. 7.

The Standard Ideal Company Ltd.

FITTINGS FOR "INTERCHANGEABLE PANEL" AND "TILING" BATHS	China Lever Handles		4-Arm China Handles	
	Fitting No.	Price	Fitting No.	Price
*Concealed Fitting, Spout Supply, Quick-opening Compression Valves, and Combined Waste and Overflow, less Supply Pipes, Thru Wall, at End.	L-650	\$26.85	L-655	\$26.85
*Supply and Waste Fitting, with $\frac{1}{4}$ " Compression Valves, Thru Wall at End, and Open Standing Waste for F09TB-F010TB.			M-665	\$24.30
*Supply and Waste Fitting, with $\frac{1}{4}$ " Supplies, $\frac{3}{4}$ " Quick-opening Compression Valves, for F019TB.	N-661	\$24.30	N-666	\$24.30



For
"INTER-
CHANGE-
ABLE
PANEL"
and
"TILING"
Baths

* Fittings marked with asterisk (*) are made up especially for us from our own blue prints and pattern. See White Sheet No. 7.

BATHS

"Green and Gold" Label Grade

The Standard Ideal Company Ltd.

Plate	Type	Drilling and Fittings	5'	5 1/2'
F021-IP	R.H. or L.H. CORNER, with Panels for Front and Side. Weight	D-610	\$ 80.75 635	\$ 86.90 680
F022-IP	RECESS, with Front Panel. Weight	J-635	\$ 72.30 565	\$ 78.45 610
F023-IP	END TO WALL, with Panels for Sides and Exposed End. Weight	J-635	\$ 97.80 780	\$105.05 850
F024-IP	BACK TO WALL, with Panels for Side and Ends. Weight	D-610	\$ 89.25 705	\$ 95.40 750
F027-IP	OPEN, with Panels for both Sides and Ends. Weight	D-610	\$106.25 850	\$113.55 920



"INTER-CHANGEABLE PANEL" Baths

For Schedule of Drilling and Fitting prices see pages 4-11-12.
Above prices include regular packing charges.

BATHS

"Green and Gold"
Label Grade

The Standard Ideal Company Ltd.

Plate	Type	Rim	Wth.	Deb.	O. Jet	Drilling and Fittings	5'	5 1/2'
FO9-TB	Recess.	3X	31	19X	Recess. Weight	M-665		\$67.55 485
FO9 1/2-TB	Recess.	3X	31	19X	End. Weight	D-616	\$61.50 420	\$67.55 500
FO10-TB	R. or L. Corner.	3X	30X	18X	Recess. Weight	M-665		\$67.55 450
FO10 1/2-TB	R. or L. Corner.	3X	30X	18X	End. Weight	D-616		\$67.55 465
FO11-TB	R. or L. Corner.	3 1/2	30X	18X	End. Weight	D-615	\$61.50 400	\$67.55 450
FO19-TB	R. or L. Corner.	3X	31 1/2	20X	End. Weight	N-666	\$61.50 400	\$67.55 475



For Schedule of Drilling and Fitting prices, see pages 4-11-12.
Above prices include crating charge.

"TILING"
BATHS

BATHS

"Green and Gold" Label Grade

The Standard Ideal Company Ltd.

Drillings for Regular Baths will be designated on the ensuing pages as follows:


Double Bath Cock and Combined Waste and Overflow, Cock Holes 3 1/4" C. to C.	A
Double Bath Cock and Standing Waste OUTSIDE OF RIM, Cock Holes 3 1/4" C. to C.	A
LOW BELL Supply and Waste Fitting OUTSIDE OF RIM AT END.	B
Double Bath Cock and Standing Waste THRU RIM.	E
LOW BELL Supply and Waste Fitting THRU RIM AT END	F
Same THRU RIM AT CENTER OF SIDE.	G
TOP BELL Supply and Waste Fitting OUTSIDE AT END.	J
LOW BELL Supply and Waste Fitting OUTSIDE AT SIDE NEAR END,	L
Same OUTSIDE AT CENTER OF SIDE	M
OVER-RIM Supply and Waste Fitting OUTSIDE AT END.	N

Drillings for Regular Bath Tubs

NOTE—These drillings do not apply to "VICTOR," "INTERCHANGEABLE PANEL," or "TILING" BATHS. Drillings for these are given on page 4.

The Standard Ideal Company Ltd.

Fitting Number	BATH TUB FITTINGS	Prices
A-200	COMPRESSION Double Bath Cock (3 1/4" C. to C.), 1/4" Supplies and Combined Waste and Overflow. Bath Cock, only, as above. 1/2" Supplies only, as above. C. W. & O. only, as above.	\$ 6.15 2.80 1.70 1.65
A-201	COMPRESSION Double Bath Cock (3 1/4" C. to C.), 1/4" Supplies and *Standing Waste, OUTSIDE. *Standing Waste only, as above.	\$11.90 7.40
E-202	Same, with *Standing Waste, THRU RIM. *Standing Waste only, as above.	\$12.40 7.90
A-205	Same as A-200, except with No. 4 1/4 FULLER Bath Cock.	\$ 6.15
A-206	Same as A-201, except with No. 4 1/4 FULLER Bath Cock.	\$11.90
E-207	Same as E-202, except with No. 4 1/4 FULLER Bath Cock.	\$12.40



* Fittings marked with asterisk (*) are made up especially for us from our own blue prints and patterns. See White Sheet No. 7.
For prices on Fittings for "Interchangeable Panel," "Victor" and "Tiling" Baths, see pages 6-7 and 11-12.

For
Regular
Bath Tubs

Schedule 2
Aug. 15, 1914

The Standard Ideal Company Ltd.

Page 17


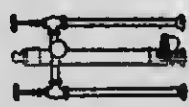

BRASS FITTINGS

Fitting Number	BATH TUB FITTINGS	Prices
*B-210	LOW BELL Supply and Waste Fitting, $\frac{1}{2}$ " Supplies, COMPRESSION VALVES, Six-ball Handles, China Index for OUTSIDE AT END.	\$19.35
*L-211	Same for OUTSIDE AT SIDE NEAR END.	\$19.80
*M-212	Same OUTSIDE AT CENTER OF SIDE.	\$20.70
*P-218	Same THRU RIM, AT END.	\$21.15
*G-214	Same for THRU RIM, AT CENTER OF SIDE.	\$21.60
*J-220	TOP BELL Supply and Waste Fitting, with $\frac{1}{2}$ " Supplies, Compression Valves, Six-ball Handles, C.I. OUTSIDE AT END.	\$19.35
*B-282	(F706)—FOUR-VALVE LOW BELL Supply and Waste Fitting, $\frac{1}{2}$ " Supplies Compression Valves, Six-ball Handles, C.I., for OUTSIDE AT END.	\$36.00
*W-250	(For F92)—Bell Supply and Waste Fitting, $\frac{1}{2}$ " Supplies to Floor, Compression Valves, Six-ball Handles, C.I.	\$19.35
	$1\frac{1}{4}$ " "S" Trap, Vented, extra	\$ 2.10

For
Regular
Bath
Tubs

* Fittings marked with asterisk (*) are made up especially for us from our own blue prints and patterns. See White Sheet No. 7.
For prices on fittings for "Interchangeable Panel," "Victor" and "Tiling" Baths, see pages 6-7 and 11-12.

Schedule 2
Aug. 15, 1914



The Standard Ideal Company Ltd.

Page 18

**BRASS
FITTINGS**

Fitting Number	BATH TUB FITTINGS	Prices
*W-251	(For F98)—Supply and Waste Fitting with 1/4" Supplies to Wall, Compression Valves, Six-ball Handles, C.I.	\$20.25
	1 1/2" "P" Trap, No Vent, extra.	\$ 1.45
*W-252	(For F87-88)—Bell Supply and Waste Fitting, Thru Rim, 1/4" Supplies, Compression Valves, Six-ball Handles, C.I.	\$18.00
*W-253	(For F89-89 1/2)—Bell Supply and Waste Fitting, 1/4" Supplies, Compression Valves, Liver Spray, Bidet, Six-ball Handles, C.I., Thru Rim.	\$24.80
*W-254	(F91-91 1/2)—Bell Supply and Waste Fitting, 1/4" Supplies, Compression Valves, Six-ball Handles, C.I.	\$17.55
*S-280	(F85)—Low Bell Supply and Shower, Compression Valves, Six-ball Handles, C.I., Thru Rim at Center of Side.	\$28.95
*S-281	(F57)—Fuller Bath Cock, Supplies, Standing Waste and Shower, Thru Rim at End.	\$58.80
ADDITIONS AND DEDUCTIONS		
*	For FOUR-ARM CHINA Handles (N.P. Center) and CHINA WASTE KNOB instead of Six-ball Handles and China indexes, add per set (2 Valves—1 Waste).	\$ 2.25
*	For FULLER VALVES , with China Lever Handles and China Waste Knob, instead of Compression Valves, with Six ball Handles, C.I., add per set (2 Valves—1 Waste).	\$ 2.25
*	For QUICK-OPENING COMPRESSION VALVES , same price as regular Compression Fitting.	

For
Regular
Bath Tubs

Schedule 2
Aug. 15, 1914

* Fittings marked with asterisk (*) are made up especially for us from our own blue prints and patterns. See White Sheet No. 7.

The Standard Ideal Company Ltd.

Page 18

* Fittings marked with asterisk (*) are made up especially for us from our own blue prints and patterns. See White Sheet No. 7.

The Mumford Seal Company Ltd.

Page 19

BRASS FITTINGS

Plate	SHOWERS	Price
*F02	Shower only.	\$ 48.60
*F04	Shower only.	\$178.20
*F06	Shower only.	\$ 97.20
*F014	Shower only.	\$ 45.86
*F017	Shower only.	\$ 64.80
*F040	Shower only...	\$121.50
*F040	Shower and Receptor.	\$169.60
*F49	Shower only.	\$ 97.20
*F57	Shower and Fittings.	\$ 58.30
*F64	Shower only.	\$178.20
*F66	Shower only.	\$ 46.86
*F66	Shower and Fittings.	\$ 66.95
*F94	Shower only.	\$227.00
*F95	Shower only.	\$194.40
*F96	Shower only.	\$ 46.36
*F97	Shower only.	\$ 38.90
*F98	Shower only.	\$ 46.36
*F99	Shower only.	\$ 58.45
*F99 1/2	Shower only.	\$ 48.76

Showers

Schedule 2

Aug. 15, 1914

* Fittings marked with asterisk (*) are made up especially for us from our own blue prints and patterns. See White Sheet No. 7.

The Standard Ideal Company Ltd.

BATHS

"Green and Gold" Label Grade

Empress



Emperor



Plate	Rim	Wth.	Deph.	Outlet	Drilling and Fittings	PRICES				
						4'	4½'	5'	5½'	6'
F1	3	30	17	End.	A	\$27.00	\$27.00	\$30.30	\$34.35	\$39.30
F2	3	30	17	End.	A-205	\$27.00	\$27.00	\$30.30	\$34.35	\$39.30
F3	3	30	17	End.	A-206	\$27.00	\$27.00	\$30.30	\$34.35	\$39.30
F4	3	30	17	End.	B-210 Weight	\$27.00 275	\$27.00 300	\$30.30 325	\$34.35 350	\$39.30 420
F5	3	30	17	End.	A-206	\$29.90	\$29.90	\$43.20	\$47.25	\$52.20
F6	3	30	17	End.	B-210 Weight	\$29.90 350	\$29.90 385	\$43.20 420	\$47.25 460	\$52.20 545
F7	3-5½	30	17	End.	E-207	\$30.30	\$30.30	\$33.60	\$37.65	\$42.60
F8	3-5½	30	17	End.	F-213 Weight	\$30.30 275	\$30.30 300	\$33.60 325	\$37.65 350	\$42.60 420
F9	3-5½	30	17	End.	E-207	\$43.20	\$43.20	\$46.50	\$50.55	\$55.50
F10	3-5½	30	17	End.	F-213 Weight	\$43.20 350	\$43.20 385	\$46.50 420	\$50.55 460	\$55.50 645

On Feet

On Base

On Feet

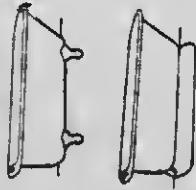
On Base

Schedule 2

Aug. 15, 1914

Above prices include regular packing charges.
For Schedule of drillings and fitting prices, see pages 16-19.

Empire



Princess



Mascot

Majestic



The Standard Ideal Company Ltd.

Page 21

BATHS

"Green and Gold",
Label Grade

On Feet

On Base

On Feet

On Feet

On Feet

On Base
Schedule 2

AUG. 15, 1914

Plate	Rim	Wth.	Depth.	Outlet	Drilling and Fittings	Prices					
						4'	4 1/2'	5'	5 1/2'	6'	
F4 1/2	3-5	30	17	End.	F-213 Weight		\$37.50 310	\$40.25 335	\$46.95 360	\$53.60 430	
F10 1/2	3-5	30	17	End.	F-213 Weight		\$52.80 395	\$55.55 430	\$62.25 470	\$68.90 555	
F11	2 1/2	29 1/2	17 1/2	End.	A	\$25.85	\$25.85	\$28.50	\$32.75		
F12	2 1/2	29 1/2	17 1/2	End.	A-205	\$25.35	\$25.85	\$28.50	\$32.75		
F13	2 1/2	29 1/2	17 1/2	End.	A-206	\$25.85	\$25.85	\$28.50	\$32.75		
F14	2 1/2	29 1/2	17 1/2	End.	B-210 Weight	\$25.85 275	\$25.85 300	\$28.50	\$32.75 350		
F21	1 1/2	24 1/2	17 1/2	End.	A	\$25.85	\$25.85	\$28.50	\$32.75		
F22	1 1/2	24 1/2	17 1/2	End.	A-205 Weight	\$25.85 250	\$25.85 275	\$28.50	\$32.75 325		
F31	3 1/2	31 1/2	17 1/2	End.	A			\$40.55	\$45.20		
F32	3 1/2	31 1/2	17 1/2	End.	A-205			\$40.55	\$45.20		
F33	3 1/2	31 1/2	17 1/2	End.	A-206			\$40.55	\$45.20		
F34	3 1/2	31 1/2	17 1/2	End.	B-210 Weight			\$40.55 360	\$45.20 415		
F35	3 1/2	31 1/2	17 1/2	End.	A-206			\$55.85	\$60.50		
F36	3 1/2	31 1/2	17 1/2	End.	B-210 Weight			\$55.85 485	\$60.50 545		

Above prices include regular packing charges.
For Schedule of drillings and fitting prices, see pages 15-19.

The Standard Ideal Company Ltd.

Page 23

BATHS

"Green and Gold" Label Grade

Plate	Rim	Wth.	Dph.	Outlet	Drilling and Fittings	PRICES				
						4 1/2'	5'	5 1/2'	6'	
F37	3 1/2-5	31 1/2	17 1/2	End.	E-207					6'
F38	3 1/2-5	31 1/2	17 1/2	End.	F-213 Weight				\$43.85	\$48.50
F39	3 1/2-5	31 1/2	17 1/2	End.	E-207				\$43.85	\$48.50
F40	3 1/2-5	31 1/2	17 1/2	End.	F-213 Weight				360	416
F42	4	32 1/2	17 1/2	End.	A-206				\$59.15	\$63.80
F43	4	32 1/2	17 1/2	End.	A-206				\$59.15	\$63.80
F44	4	32 1/2	17 1/2	End.	F-213 Weight				466	545
F45	4	32 1/2	17 1/2	End.	A-206				\$47.25	\$57.20
F46	4	32 1/2	17 1/2	End.	A-206				\$47.25	\$57.20
F47	4	32 1/2	17 1/2	End.	F-213 Weight				\$47.25	\$57.20
F48	4	32 1/2	17 1/2	End.	A-206				390	450
F49	4	32 1/2	17 1/2	End.	F-213*				\$62.55	\$72.50
F50	4	32 1/2	17 1/2	End.	F-213				\$62.55	\$72.50

Mojeaks



Monarch



Monarch

* Includes Fittings only, without shower. Shower prices see page 19.
Above prices include regular packing charges.
For Schedule of drilling and fitting prices, see pages 15-19.

Schedule 2
Aug. 15, 1914

On Feet

On Base

On Feet

On Base

Ball Feet

Rd. Blk. Feet

Ball Feet

Sq. Blk. Feet

Page 23

BATHS

"Green and Gold"

Label Grade

The Standard Ideal Company Ltd.

Plate	Rim	Wth.	Depth.	Outlet	Drilling and Fittings	PRICES				
						4'	4 1/2'	5'	5 1/2'	
F41 1/2	4	32 1/2	17 1/2	End.	A					6'
F42 1/2	4	32 1/2	17 1/2	End.	A-205					\$58.50
F43 1/2	4	32 1/2	17 1/2	End.	A-206					\$58.50
F44 1/2	4	32 1/2	17 1/2	End.	F-213 Weight					\$58.50
F45 1/2	4	32 1/2	17 1/2	End.	A-206					\$58.50
F46 1/2	4	32 1/2	17 1/2	End.	F-213 Weight					\$73.80
F47 1/2	4	32 1/2	17 1/2	End.	F-213					\$73.80
F48 1/2	4	32 1/2	17 1/2	End.	F-213					\$63.50
F49 1/2	4	32 1/2	17 1/2	End.	F-213*					\$63.50
F50 1/2	4	32 1/2	17 1/2	End.	F-213					\$66.60

Baronecs



Baronecs on Base

Baronecs

On Feet

On Base

Ball Feet

Rd. Blk. Feet

Ball Feet

Sq. Blk. Feet

* Includes Fittings only, without shower. Shower prices see page 19.
Above prices include regular packing charges.
For Schedule of drilling and fitting prices, see pages 15-19.

Schedule 2

Aug. 15, 1914

The Standard Ideal Company Ltd.

BATHS

"Green and Gold" Label Grade

Plate	Rim	Wth.	Dpb.	Outlet	Drilling and Fittings	PRICES				On Feet
						4'	4 1/2'	5'	5 1/2'	
F64	5	35	18	End.	F-213 Weight			\$51.75 475	\$57.20 560	On Feet
F66	5	35	18	End.	F-213 Weight			\$67.05 525	\$72.50 600	On Base
F67	5	35	18	End.	S-261†			\$51.75	\$57.20	On Feet
F68	5	35	18	End.	F-213			\$56.75	\$62.20	Ball Feet
F69	5	35	18	End.	F-213			\$56.75	\$62.20	Rd. Blk. Feet
F80	5	35	18	End.	F-213			\$56.85	\$64.30	Sq. Blk. Feet

Imperial



Imperial

†Includes Shower and Fitting.

For Schedule of Drilling and Fitting prices see pages 16-19.

Above prices include regular packing charges.

Schedule 2
Aug. 15 1914

The Standard Ideal Company Ltd.

Above prices include regular packing charges.

The Standard Ideal Company Ltd.

Page 25

BATHS

"Green and Gold"
Label Grade

Oriental



Oriental

Victoria



Galatea



Plate	Rim	Wth.	Dph.	Outlet	Drilling and Fittings	PRICES				
						4'	4 1/4'	5'	5 1/4'	6'
F61	4 1/2"	34 1/2"	18 1/2"	Center	G-214				\$65.00	\$70.45
F62	4 1/2"	34 1/2"	18 1/2"	Center	G-214 Weight				\$68.50 430	\$68.35 650
F63	4 1/2"	34 1/2"	18 1/2"	Center	G-214				\$73.80	\$78.65
F64	4 1/2"	34 1/2"	18 1/2"	Center	G-214*				\$73.80 560	\$78.65 710
F65	4 1/2"	34 1/2"	18 1/2"	Center	S-260†				\$63.50	\$68.30
F66	3 1/2"	32 1/2"	18 1/2"	Center	M-212 Weight			\$41.45 450	\$48.15 500	
F67	3 1/2"	32 1/2"	18 1/2"	Center	M-212				\$46.45	\$53.15
F68	3 1/2"	32 1/2"	18 1/2"	Center	M-212				\$46.45	\$53.15
F69	3 1/2"	30 1/2"	18 1/2"	End.	B-210 Weight				\$85.05 560	\$94.85 650

Sq. Blk. Feet

Ball Feet

On Base

Ball Feet

Reg. Feet

Ball Feet

Rd. Blk. Feet

On Base

R. or L. Cor.

Schedule 2

Aug. 15, 1914

†Includes Shower and Fitting.
* Includes Fittings only, without shower. Shower prices see page 19.
For Schedule of Drilling and Fitting prices, see pages 16-19.
Above prices include regular packing charges.

BATHS

"Green and Gold"
Label Grade

The Standard Gdeal Company Ltd.

Hospital



Europa



Continental



Plate	Blm	Wth.	Dph.	Outlet	Drilling and Fittings	PRICES				Reg. Feet	
						4'	4½'	5'	5½'		6'
F70	3	30	17	End. Weight	Q.O. Waste Valve.	\$63.50 400	\$63.50 426	\$67.50 450	\$72.35 475	\$78.35 545	Hospital Trucks
F74	3½	31½	19½	End.	A-205					\$35.15	Reg. Feet
F74½	3½	31½	19½	End.	A-206					\$35.15	Reg. Feet
F74¾	3½	31½	19½	End.	B-210 Weight					\$35.15 450	Reg. Feet
F75	3½	32	21	End.	A-205			\$40.55	\$45.20		Reg. Feet
F75½	3½	32	21	End.	A-206			\$40.55	\$45.20		Reg. Feet
F75¾	3½	32	21	End.	B-210 Weight			\$40.55 400	\$45.20 500		Reg. Feet

For Schedule of Drilling and Fitting prices, see pages 15-19.

Above prices include regular packing charges.

BATHS

"Blue and Red"
Label Grade

The Standard Gdeal Company Ltd

		PRICES									
Plate	Rim.	Wth.	Dph.	Outlet	Drilling and Fittings	4'	4 1/2'	5'	5 1/2'	6'	
F71	3	30	17	End.	A-206 Weight	\$19.50 275	\$19.50 300	\$19.50 325	\$22.10 350	\$25.75 420	On Feet
F71 1/2	3	30	17	End.	A-206 Weight	\$27.00 350	\$27.00 385	\$30.10 420	\$32.70 460	\$36.70 545	On Base
F73	2 1/2	29 1/2	17 1/2	End.	A-206 Weight	\$19.50 275	\$19.50 300	\$19.50 325	\$22.10 350		On Feet
F75	1 1/2	24 1/2	17 1/2	End.	A-206 Weight	\$19.50 250	\$19.50 275	\$19.50 300	\$22.10 325		On Feet

Stanley



Stanley

Tuscan

Douglas

For extra Drilling charges see page 1.
For Schedule of Drilling and Fitting prices, see pages 15-19.
Above prices include regular packing charges.

The Standard Sdeal Company Ltd.

Page 20

BATHS

"Green and Gold"
Label Grade

Receptors

Sitz Baths

Schedule 2
Aug. 15, 1914

Plate	Rim	Length	Width	Depth	Type	Fittings	Weight	Price
F85	2	36	36	6	Square on Feet		240	\$36.60
F86	2	36	36	6	Square on Base		290	\$42.95
F87	3-5½	34	31½	10½	Ext. Arms on Feet	W-262	230	\$48.50
F88	3-5½	34	31½	10½	Ext. Arms on Base	W-262	270	\$54.05



Strainer and Coupling included with Receptors.
For Schedule of Fitting Prices, see page 18.
Above prices include regular packing charges.

Above prices include regular packing charges.

Page 29

BATHS

"Green and Gold"
Label Grade


The Standard Sdeal Company Ltd.

Sitz Bath

Hospital
Sitz

Schedule 2
AUG. 15, 1914

Plate	Rim	Length	Width	Depth	Type	Fittings	Weight	Price
F89	3-5 1/4	34	31 1/2	10 1/2	Extension Arms, on Feet	W-253	230	\$46.75
F89 1/2	3-5 1/4	34	31 1/2	10 1/2	Extension Arms, on Base	W-253	270	\$56.30
F90					Hospital, on Wheels	Q. C. Waste V Give	350	\$62.55



For Schedule of Fitting Prices, see page 18.
Above prices include regular packing charges.

The Standard Gdeal Company Ltd.

Page 30

BATHS



"Green and Gold"
Label Grade

Foot Baths

Child's Baths

Schedule 2
Aug. 15, 1914

Plate	Rim	Length	Width	Depth	Type	Fittings	Weight	Price
F91	2	22½	19½	10½	On Feet	W-254	130	\$20.30
F91½	2	22½	19½	10½	On Base	W-254	180	\$26.60
F92	2½	32	20	12	On Pedestal	W-250	260	\$48.16
F93	Apron 4½	34	26½	9	On Pedestal	W-251	260	\$54.60



For Schedule of Fitting Prices, see pages 17-18.
Above prices include regular packing charges.

The Standard Ideal Company Ltd.

Drillings for Lavatories will be designated on the ensuing pages, as follows:

Patent Overflow or Depressed Overflow.....	L
"Ideal" Waste.....	M
Combined Supply and Waste Fitting.....	N
"Perfection" Lift Waste.....	O
"Pop-up" Waste at Back of Overflow.....	P
"Open" Standing Waste.....	R

Drillings

SPECIAL DRILLINGS.

Special Drillings in Slab, extra per slab.....	\$1.50
Special Drillings in Back, extra per hole.....	.75

Special Drillings

SOAP CUPS.

The Lavatories mentioned below are regularly furnished with CAST-IN ENAMELED SOAP CUPS, but, when desired, Nickel-plated Brass Soap Cups will also be furnished without extra charge:

F139	F172½	F191	F198
F168	F174	F194	F199
F169¾	F174¾	F197	F200
F172			F241

Soap Cups

Schedule 3
Aug. 15, 1914

The Standard Ideal Company Ltd

Lavatory
Bowls

LAVATORY BOWLS

The style of Bowl furnished with the various Lavatories is indicated on the ensuing pages, as follows:—

- Oval.....O
- Curved.....C
- Elbowdrip.....E
- "D" Shaped..D
- Kidney.....K
- Round.....R

The Standard Ideal Company Ltd.

Page 3

BRASS FITTINGS

LAVATORY FITTING COMBINATIONS

Fitting Number	Waste	Faucets	Supplies	Trap	Cont. Waste	Prices
M-300	*F729	F793	F741	F736		\$12.00
M-301	*F729	F793	F742	F736		\$13.86
M-300 ½	*F729 ½	F793	F741	F736		\$12.46
M-301 ½	*F729 ½	F793	F742	F736		\$14.10
M-305	*F729	F780	F741	F736		\$10.15
M-305 ½	*F729 ½ (2)	F760 (2 Pt.)	F741 (2 Pt.)	F736 (2)		\$20.30
M-306	*F729	F760	F742	F736		\$11.60
M-307	*F729	F760 ½	F741	F736		\$11.50
M-308	*F729	F760	F741	F740		\$ 9.35
M-310	*F729	F766 (L.S.)	F741	F736		\$10.60
M-311	*F729	F766 (L.S.)	F742	F736		\$12.25
M-310 ½	*F729 ½	F766 (L.S.)	F741	F736		\$11.05
M-315	*F729	F766 (S.S.)	F741	F736		\$10.60
M-316	*F729	F766 (S.S.)	F742	F736		\$12.25
M-317	*F729	F766 (S.S.)	F741	F740		\$ 9.80

For Regular
Lavatories

Schedule 3
Aug. 15, 1914

(L.S.) Long Spout. (S.S.) Short Spout.
All Supplies, unless otherwise specified, are ¾".
All Traps, unless otherwise specified, are 1 ¼".
* Fittings marked with asterisk (*) are made up especially for us from our own blue prints and patterns. See White Sheet No. 7.

The Standard Ideal Company Ltd.

Page 4

BRASS
FITTINGS

LAVATORY FITTING COMBINATIONS

Fitting Number	Waste	Faucets	Supplies	Trap	Cont. Waste	Prices
M-518	*F729	F766 (S.S.)	F742	F740		\$ 11.46
L-320		F793	F741	F740		\$ 7.10
L-321		F793	F742	F740		\$ 8.76
L-324		F780 ½	F741	F740		\$ 6.60
L-325		F780	F741	F740		\$ 5.25
L-326		F780	F742	F740		\$ 6.90
L-330		F766 (S.S.)	F741	F740		\$ 5.70
L-331		F766 (S.S.)	F742	F740		\$ 7.35
L-335		F766 (L.S.)	F741	F740		\$ 5.70
L-336		F766 (L.S.)	F742	F740		\$ 7.35
L-340		F769 ¼	F741	F740		\$ 5.10
L-341		F769 ¼	F742	F740		\$ 6.75
O-350	F730	F793	F741	F740		\$ 9.50
O-351	F730	F793	F742	F740		\$ 11.15
O-355	F730	F780	F741	F740		\$ 7.65

For Regular
Lavatories

Schedule 3
Aug. 15, 1914

(L.S.) Long Spout. (S.S.) Short Spout.
 All Supplies, unless otherwise specified, are ¾".
 All Traps, unless otherwise specified, are 1 ¼".
 * Fittings marked with asterisk (*) are made up especially for us from our own blue prints and patterns. See White Sheet No. 7.

The Standard Ideal Company Ltd.

Page 6

BRASS FITTINGS

LAVATORY FITTING COMBINATIONS

Fitting Number	Waste	Faucets	Supplies	Trap	Cont. Waste	Prices
O-366	F730	F780	F742	F740		\$ 9.30
O-360	F730	F766 (L.S.)	F741	F740		\$ 8.10
O-381	F730	F766 (L.S.)	F742	F740		\$ 9.75
O-365	F730	F766 (S.S.)	F741	F740		\$ 8.10
O-386	F730	F766 (S.S.)	F742	F740		\$ 9.75
N-375	* Compression Comb. S. & W. Ftg.		F742	F736		\$21.35
N-376	* Fuller Comb. S. & W. Ftg.		F742	F736		\$21.35
R-380	"Open"	F780 ½	F741	F738		\$11.10
R-381	"Open"	F780 ½	F741	F740		\$ 8.80
L-385	F731	F780	F741	F740		\$ 7.75
L-390		F780 ½		F737-1 ½"	1 ½" End.	†
L-391		F766 (L.S.)		F737-1 ½"	1 ½" End.	†
L-392		F780-F797	F741	F737-1 ½"	1 ½" End.	†
L-393		F780	F741	F737-1 ½"	1 ½" Center	†
M-394	F729	F780	F741	F737-1 ½"	1 ½" Center	†

For Regular
Lavatories

For Sectional
Lavatories

(L.S.) Long Spout. (S.S.) Short Spout.

All Supplies, unless otherwise specified, are ½".

All Traps, unless otherwise specified, are 1 ¼".

* Fittings marked with asterisk (*) are made up especially for us from our own blue prints and patterns. See White Sheet No. 7.

† Prices on these fittings complete will vary according to the number of sections of waste required. For large lengths a larger size of waste and trap should be estimated on.

Schedule 3
Aug. 15, 1914

The Standard Ideal Company Ltd.




Page 6

BRASS FITTINGS

Plate	LAVATORY FITTINGS	Prices
Similar to *F724	FULLER Combined Supply and Waste Fittings, China Lever Handles, China Knob, less Supplies and Trap.	\$ 16.20
*F724 1/2	Same, except COMPRESSION 4-arm China (N. P. Center) Handles and China Knob.	\$ 16.20
*F729	"Ideal" Waste, China Index.	\$ 4.50
*F729 1/2	"Ideal" Waste, China Knob.	\$ 4.95
F730	"Perfection" Lift Waste.	\$ 2.80
F731	"Royal" Lift Waste, China Index.	\$ 2.90
F731 1/2	Same, China Knob.	\$ 3.10
	"Open" Standing Waste, China Knob, for Recessed Overflow Lavatories.	\$ 4.10

For
Lavatories

Schedule 3
Aug. 15, 1914



* Fittings marked with asterisk (*) are made up especially for us from our own blue prints and patterns. See White Sheet No. 7.

The Standard Ideal Company Ltd.

own blue prints and patterns. See White Sheet No. 7.

The Standard Ideal Company Ltd.

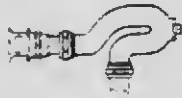
Page 7

BRASS FITTINGS

Plate	LAVATORY FITTINGS	Prices
F734	Close Connection Trap, Vented, less Plug.	1 1/4" \$ 3.50 1 1/2" \$ 4.30
F736	Same, without Vent.	1 1/4" \$ 2.25 1 1/2" \$ 2.95
	Plugs, each, extra	\$.55
F735	Elliptic Trap, Vented, with Plug.	1 1/4" \$ 3.75 1 1/2" \$ 5.00
F735 1/2	Same, without Vent.	1 1/4" \$ 1 1/2" \$
	If without Plugs, deduct	\$.40
F737	Adjustable "S" Trap, vented, with Plug.	1 1/4" \$ 2.50 1 1/2" \$ 2.95 2" \$ 6.65
F738	Same, without Vent.	1 1/4" \$ 2.10 1 1/2" \$ 2.45 2" \$ 5.55
	If without Plugs, deduct	\$.40

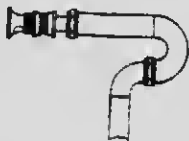
For Lavatories

Schedule 3
Aug. 15, 1914



The Standard Ideal Company Ltd.

Plate	LAVATORY FITTINGS	Prices
F739	Adjustable "P" Trap, Vented, with Plug.	1 1/4" \$ 2.15 1 1/2" \$ 2.85 2 " \$ 5.90
F740	Same, without Vent.	1 1/4" \$ 1.85 1 1/2" \$ 2.25 2 " \$ 5.15
	If without Plug, deduct	\$.40
F741	Wall Supply, Plain.	3/8" Pair \$ 1.25 1/2" Pair \$ 1.50
F742	Same, with Stop.	3/8" Pair \$ 2.90 1/2" Pair \$ 3.50
F747	Floor Supply, Plain.	3/8" Pair \$ 1.35 1/2" Pair \$ 1.85
F748	Same, with Stop.	3/8" Pair \$ 3.00 1/2" Pair \$ 3.85

For
LavatoriesSchedule 3
Aug. 15, 1914

The Standard Ideal Company Ltd.





LAVATORY FITTINGS

Price

Plate	Description	Price
F766	Compression Faucet with S.B. Four-ball C.I. Handle.	Pair \$ 2.60
F766 1/2	Same, with 4-Arm China Handle. (NOTE—Long or Short Spout Faucets, Same Price.)	Pair \$ 3.10
F769 1/2	MIDGET Pattern Compression Faucet, Four-ball C.I. Handle.	Pair \$ 2.00
F780	No. 0 Fuller Faucet, Brass Handle.	Pair \$ 2.16
F780 1/2	Same, with China Handle and Index.	Pair \$ 3.50
F792	Torrance Pattern Fuller Faucet, with China Base.	Pair \$ 5.50
F793	Torrance Pattern Fuller Faucet, with China Handle and Index.	Pair \$ 4.00


For
Lavatories





MICROCOPY RESOLUTION TEST CHART

(ANSI and ISO TEST CHART No. 2)




APPLIED IMAGE Inc

1653 East Main Street
Rochester, New York 14609 USA
(716) 482 - 0300 - Phone
(716) 288 - 5989 - Fax

BRASS
FITTINGS*The Standard Ideal Company Ltd.*

Plate	SHAMPOO FAUCETS	Prices
	Compression Double Shampoo, with Spout and Shampoo Hose and Sprinkler, Brass Handles, each	\$15.50
	Same, except with Fuller Valves, each	\$17.50
F791	Fuller Double Shampoo, with Hose and Sprinkler, each	\$11.80

For
LavatoriesSchedule 3
Aug. 15, 1914

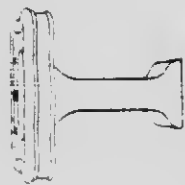
BRASS
FITTINGS*The Standard Ideal Company Ltd.*

Plate	CONTINUOUS LAVATORY WASTE	Prices
F795	2-Section, with Basin Plugs, for Trap at end (No Trap).	1 1/4" \$ 4.25 1 1/2" \$ 4.90 2 " \$ 6.20
	Each Additional Section, add	1 1/4" \$ 2.35 1 1/2" \$ 2.75 2 " \$ 3.75
	For CENTER OUTLET, for Waste with, 2, 4, 6 or 8 inlets, add	1 1/4" \$ 1.35 1 1/2" \$ 1.70 2 " \$ 2.35
	For CENTER OUTLET, for Waste with 3, 5, 7, or 9 Inlets, add	1 1/4" \$.40 1 1/2" \$.55 2 " \$.95
	2-DOUBLE SECTION (4-Bowls), with Basin Plugs for Trap at End (No Trap).	1 1/4" \$ 10.85 2 " \$ 12.40
	Each Additional Double Section (2-Bowls), add	1 1/4" \$ 4.65 2 " \$ 6.80
	For CENTER OUTLET, add same Extra Charges as for Single Waste quoted above.	
	IF WITHOUT BASIN PLUGS, deduct, each Plug	\$.55

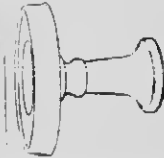
For
LavatoriesSchedule 3
Aug. 15, 1914

The Standard Ideal Company Ltd.

Plate	Nominal Size	Supplied with	Bowl	Drilling and Fittings	Wgt.	Prices Enameled		Full Apron Type	Ornamental
						Inside	All over		
F109	22x27	Pedestal	O-11 $\frac{1}{2}$ x14 $\frac{1}{4}$	N-375	180		\$30.00		
F109 $\frac{1}{2}$	22x27	"	"	M-301 $\frac{1}{2}$	180		\$30.00		
X109				L-340	See page	35			
F110A	19x27	Pedestal	D-11x14 $\frac{1}{4}$	M-300	160		\$25.55		
C	22x33	"	D-13 $\frac{1}{8}$ x18	"	210		\$31.05		
F110 $\frac{1}{2}$ A	19x27	"	D-11x14 $\frac{1}{4}$	N-375	160		\$25.55		Oval
C	22x33	"	D-13 $\frac{1}{8}$ x18	"	210		\$31.05		
F111 A	19x27	Enam. Brkts.	D-11x14 $\frac{1}{4}$	M-300	100	\$15.80	\$17.30		
C	22x33	"	D-13 $\frac{1}{8}$ x18	"	150	\$21.20	\$22.70		
F111 $\frac{1}{4}$ A	19x27	Center Leg	D-11x14 $\frac{1}{4}$	"	125	\$21.40	\$22.90		
C	22x33	"	D-13 $\frac{1}{8}$ x18	"	175	\$26.80	\$28.30		
F112 A	20x24	Pedestal	O-11 $\frac{1}{2}$ x14 $\frac{1}{4}$	M-310	200		\$22.10		
C	22x27	"	O-12 $\frac{1}{2}$ x16 $\frac{1}{2}$	"	225		\$26.15		Square
E	22x30	"	O-13x19	"	250		\$28.55		
F112 $\frac{1}{2}$ A	20x24	Pedestal	O-11 $\frac{1}{2}$ x14 $\frac{1}{4}$	N-375	200		\$22.10		
C	22x27	"	O-12 $\frac{1}{2}$ x16 $\frac{1}{2}$	"	225		\$26.15		Schedule 3
E	22x30	"	O-13x19	"	250		\$28.55		Aug. 15, 1914



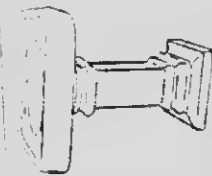
Colonial



Leighton



Leicester



Canterbury

For Schedule of Drilling and Fitting Prices, see pages 1-11.

The Standard Ideal Company Ltd.

Plate	Nominal Size	Supplied with	Bowl	Drilling and Fittings	Wgt.	Prices Enameled	
						Inside	All over
F113	A	Enam. Brkts.	O-11 1/2 x 14 3/4	M-310	125	\$13.25	\$14.75
	C	"	O-12 5/8 x 16 1/2	"	150	\$17.30	\$18.80
	E	"	O-13 x 19	"	175	\$19.70	\$21.20
F113 1/2	A	Center Leg	O-11 1/2 x 14 3/4	"	150	\$18.85	\$20.35
	C	"	O-12 5/8 x 16 1/2	"	175	\$22.90	\$24.50
	E	"	O-13 x 19	"	200	\$25.30	\$26.80
F114	A	Enam. Brkts.	O-11 1/2 x 14 3/4	L-335	125	\$13.25	\$14.75
	C	"	O-12 5/8 x 16 1/2	"	150	\$17.30	\$18.80
	E	"	O-13 x 19	"	175	\$19.70	\$21.20
F114 1/2	A	Center Leg	O-11 1/2 x 14 3/4	"	150	\$18.85	\$20.35
	C	"	O-12 5/8 x 16 1/2	"	175	\$22.90	\$24.40
	E	"	O-13 x 19	"	200	\$25.30	\$26.80

Clifton



Taylor

For Schedule of Drilling and Fitting prices see pages 1-11

The Standard Ideal Company Ltd.

Page 14
LAVATORIES

Plate	Nominal Size	Supplied with	Bowl	Drilling and Fittings	Wgt.	Prices	
						Enameled Inside	All over
F115	A	Conc. Hangers	C-10 ¹ / ₂ x19	L-325	145	\$15.75	\$17.25
	C	"	C-10x18 ¹ / ₂	"	165	\$19.95	\$21.45
F115 ³ / ₄	A	Center Leg	C-10 ¹ / ₂ x19	"	170	\$21.35	\$22.85
	C	"	C-10x18 ¹ / ₂	"	190	\$25.55	\$27.05
F116	A	Conc. Hangers	C-10 ¹ / ₂ x19	M-300	145	\$15.75	\$17.25
	C	"	C-10x18 ¹ / ₂	"	165	\$19.95	\$21.45
F116 ³ / ₄	A	Center Leg	C-10 ¹ / ₂ x19	"	170	\$21.35	\$22.85
	C	"	C-10x18 ¹ / ₂	"	190	\$25.55	\$27.05
F117	A	Enam. Brkts.	D-10 ⁷ / ₈ x15 ⁷ / ₈	L-330	130		\$20.25
F118	A	Center Leg	D-10 ⁷ / ₈ x15 ⁷ / ₈	M-300	150		\$25.85
F119	A	Center Leg	D-10 ³ / ₄ x15 ³ / ₄	M-300 ¹ / ₂	160		\$26.90
	C	"	D-12 ³ / ₈ x18 ¹ / ₈	"	200		\$33.35
F120	A	"	D-10 ³ / ₄ x15 ³ / ₄	M-310 ¹ / ₂	160		\$26.90
	C	"	D-12 ³ / ₈ x18 ¹ / ₈	"	200		\$33.35
F121	A	Conc. Hangers	D-10 ³ / ₄ x15 ³ / ₄	M-300	130		\$21.30
	C	"	D-12 ³ / ₈ x18 ¹ / ₈	"	170		\$27.75
F122	A	"	D-10 ³ / ₄ x15 ³ / ₄	L-320	130		\$21.30
	C	"	D-12 ³ / ₈ x18 ¹ / ₈	"	170		\$27.75

Eaton



Richmond

Wallingford



Itley

Lechlade
Moulsford



Nuneham
Cliveden

For Schedule of Drilling and Fitting Prices, see pages 1-11

Full Apron
Type

Flat Back

"Kidney"

Ornamental
Apron

Flat Back
Ornamental

Schedule 3
Aug. 15, 1914

The Standard Ideal Company Ltd.

Full Apron
Type

Plate	Nominal Size	Supplied with	Bowl	Drilling and Fittings	Wgt.	Prices Enameled	
						Inside	All Over
F128 A	22x27x11	Conc. Hangers	O-12 ³ / ₄ x17	M-301 ¹ / ₂	175	\$21.35	\$22.85
F128 ³ / ₄ A	22x27x11	Center Leg	O-12 ³ / ₄ x17	"	200	\$28.95	\$28.45
F127 A	22x27x11	Conc. Hangers	O-12 ³ / ₄ x17	L-321	175	\$21.35	\$22.85
F127 ¹ / ₄ A	22x27x11	Center Leg	O-12 ³ / ₄ x17	"	200	\$28.95	\$28.45
F128 A	20x24x12	Conc. Hangers	O-12x14 ³ / ₈	M-315	135	\$17.55	\$19.05
F128 ³ / ₄ A	20x24x12	Center Leg	O-12x14 ³ / ₈	"	160	\$23.15	\$24.85
F129 A	20x24x12	Conc. Hangers	O-12x14 ³ / ₈	O-365	135	\$19.30	\$19.80
F129 ³ / ₄ A	20x24x12	Center Leg	O-12x14 ³ / ₈	"	160	\$23.90	\$25.40
F130 A	20x24x12	Conc. Hanger	O-12x14 ³ / ₈	L-330	135	\$17.55	\$19.05
F130 ³ / ₄ A	20x24x12	Center Leg	O-12x14 ³ / ₈	"	160	\$23.15	\$24.65
F131 A	20x24x12	Conc. Hangers	O-12 ¹ / ₂ x17 ¹ / ₄	R-380	125	\$14.85	\$18.35
C	22x27x12	"	O-13x18	"	150	\$18.45	\$19.95
F131 ³ / ₄ A	20x24x12	Center Leg	O-12 ¹ / ₂ x17 ¹ / ₄	"	150	\$20.45	\$21.95
C	22x27x12	"	O-13x18	"	175	\$24.05	\$25.55

Ornamental
Flat Back



Cayuga



Belmont



Hirondelle

For Schedule of Drilling and Fitting prices, see pages 1-11.

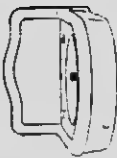
The Standard Ideal Company Ltd.

Page 16
LAVATORIES

Plate	Nominal Size	Supplied with	Bowl	Drilling and Fittings	Wgt.	Prices	
						Enameled Inside	All over
F132 A	17-8 1/2	Conc. Hangers	O-11x14 1/2	R-381	100	\$13.10	\$14.60
F132 1/2 A	"	Center Leg	"	"	125	\$18.70	\$20.20
F133 A	18x21x8 1/2	Conc. Hangers	O-11x14 1/4	L-325	100	\$11.55	\$13.05
F133 1/2 A	"	Center Leg	"	"	125	\$17.05	\$18.55
F133 3/4 A	"	Conc. Hangers	O-11x15	R-380	100	\$12.85	\$14.15
F133 3/4 A	"	Center Leg	"	"	125	\$18.25	\$19.75
F134 A	17-8 1/2	Conc. Hangers	O-11x14 1/4	L-325	100	\$12.15	\$13.65
F134 1/2 A	"	Center Leg	"	"	125	\$17.75	\$19.25
F135 A	21x26x8	Conc. Hangers	O-12 1/2 x 17 1/4	M-306	145	\$19.10	\$20.60
C	21x31x8	"	O-13x18	"	175	\$24.00	\$25.50
F136 A	21x26x8	"	O-12 1/2 x 17 1/4	L-328	145	\$19.10	\$20.60
C	21x31x8	"	O-13x18	"	175	\$24.00	\$25.50



Otero



Irls



Varina



Corner
Recess
Schedule 3
Aug. 15, 1914

For Schedule of Drilling and Fitting Prices, see pages 1-11

The Standard Ideal Company Ltd.

The Standard Sdeal Company Ltd.

Page 17
 LAVATORIES
 Full Apron
 Type

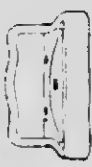
Flate	Nominal Size	Supplied with	Bowl	Drilling and Fittings	Wgt.	Prices	
						Enameled Inside	All Over
F138 A	20x24x9	Conc. Hangers	O-11x14	L-325	140	\$15.75	\$17.25
F138 1/4 A	"	Center Leg	"	"	165	\$21.35	\$22.85
F139A	17x20x6 1/2	Conc. Hangers	O-10 1/4 x 13 1/4	L-340	80	\$6.90	\$ 6.40
F140 1/4 A	22x30x9	Center Leg	E-13x24	L-321	175	\$37.50	
F141 1/4 A	22x30x6 1/2	Center Leg	D-12 1/4 x 17 1/4	L-321	175	\$37.50	
F142 A	21x24x10	Conc. Hangers	O-12x14 1/4	M-310	130	\$16.10	\$17.60
F142 1/4 A	"	Center Leg	"	"	155	\$21.70	\$23.20
F143 A	19x24x10	Conc. Hangers	O-11 1/4 x 14	O-365	125	\$14.60	\$16.10
F143 1/4 A	"	Center Leg	"	"	150	\$20.20	\$21.70
F144 A	"	Conc. Hangers	"	L-330	125	\$13.85	\$15.35
F144 1/4 A	"	Center Leg	"	"	150	\$19.45	\$20.95



Eudora



Elbowdrip



Lotus



Chippewa

Flat Back

Ornamental

Schedule 3
 Aug. 15, 1914

For Schedule of Drilling and Fitting Prices, see pages 1-11.

The Standard Ideal Company Ltd.

Plate	Nominal Size	Supplied with	Bowl	Drilling and Fittings	Wgt.	Prices Enameled Inside All over
F145 A	17 $\frac{3}{4}$ -10	Conc. Hangers	O-11 $\frac{1}{4}$ x13 $\frac{3}{4}$	M-317	145	\$18.75 \$20.25
F145 $\frac{3}{4}$ A	"	Center Leg	"		170	\$24.35 \$25.85
F146 A	"	Conc. Hangers	"	O-365	145	\$19.50 \$21.00
F146 $\frac{3}{4}$ A	"	Center Leg	"	"	170	\$25.10 \$26.60
F147 A	"	Conc Hangers.	"	L-330	145	\$18.75 \$20.25
F147 $\frac{3}{4}$ A	"	Center Leg	"	"	170	\$24.35 \$25.85
F148 A	22x27x12	Conc. Hangers	O-12 $\frac{3}{4}$ x17 $\frac{1}{2}$	M-301	170	\$19.20 \$20.70
F148 $\frac{3}{4}$ A	"	Center Leg	"	"	195	\$24.80 \$26.30
F149 A	"	Conc. Hangers	"	O-356	170	19.95 \$21.45
F149 $\frac{3}{4}$ A	"	Center Leg	"	"	195	\$25.55 \$27.05
F150 A	"	Conc. Hangers	"	L-326	170	\$19.20 \$20.70
F150 $\frac{3}{4}$ A	"	Center Leg	"	"	195	\$24.80 \$26.30

Corner

Flat Back



Calumet



Dunlop

For Schedule of Drilling and Fitting Prices, see pages 1-11.

The Standard Ideal Company Ltd.

Plate	Nominal Size	Supplied with	Bowl	Drilling and Fitting \$s	Wgt.	Prices Enameled	
						Inside	All over
F151 A C E	18x24x10	Conc. Hangers	O-11x15 ¹ / ₂	L-326	125	\$16.20	\$17.70
	20x24x12	"	O-11x15 ¹ / ₂	M-306	150	\$18.65	\$20.25
	22x27x12	"	O-12 ⁵ / ₈ x17 ³ / ₄	"	175	\$26.10	\$27.60
F151 ³ / ₄ A C E	18x24x10	Center Leg	O-11x15 ¹ / ₂	L-326	150	\$21.80	\$23.30
	20x27x12	"	O-11x15 ¹ / ₂	M-306	175	\$24.25	\$25.75
	22x27x12	"	O-12 ⁵ / ₈ x17 ³ / ₄	"	200	\$31.70	\$33.20
F152 A C E	16x24x10	Conc. Hangers	O-11x15 ¹ / ₂	L-326	125	\$16.20	\$17.70
	20x24x12	"	O-11x15 ¹ / ₂	"	150	\$18.65	\$20.25
	22x27x12	"	O-12 ⁵ / ₈ x17 ³ / ₄	"	175	\$26.10	\$27.60
F152 ³ / ₄ A C E	16x24x10	Center Leg	O-11x15 ¹ / ₂	"	150	\$21.80	\$23.30
	20x24x12	"	O-11x15 ¹ / ₂	"	175	\$24.25	\$25.75
	22x27x12	"	O-12 ⁵ / ₈ x17 ³ / ₄	"	200	\$31.70	\$33.20

R or L
Corner

Dufferin



Saguenay

For Schedule of Drilling and Fitting Prices, see pages 1-11.

The Standard Ideal Company Ad.

Page 20
LAVATORIES
Full Apron
Type

Flat Back

Flat Back
Ornamental


Schedule 3
Aug. 15, 1914

Plate	Nominal Size	Supplied with	Bowl	Drilling and Fittings	Wgt.	Prices Enameled	
						Inside	All Over
F163 A	18x24x10	Conc. Hangers	O-11 1/2 x 14 1/4	O-355	110	\$10.95	\$12.45
F163 1/2 A	"	Center Leg	"	"	135	\$16.55	\$18.05
F164 A	"	Conc. Hangers	"	L-325	110	\$10.20	\$11.70
F164 1/2 A	"	Center Leg	"	"	135	\$15.80	\$17.30
F155 A	20x24x12	Conc. Hangers	O-11 1/2 x 14 1/4	M-308	150	\$12.50	\$14.00
F155 1/2 A	"	Center Leg	"	"	175	\$18.10	\$19.60
F156 A	"	Conc. Hangers	"	L-326	150	\$12.50	\$14.00
F156 1/2 A	"	Center Leg	"	"	175	\$18.10	\$19.60
F157 A	24x33x14	Legs	O-14 1/2 x 18 1/4	M-301	270	\$36.45	
F158 A	"	"	"	O-351	270	\$37.20	
F159 A	"	Brackets	"	L-331	270	\$36.45	
F161 A	19x22x9	Conc. Hangers	O-10 1/2 x 13 1/4	M-316	105	\$12.00	\$13.50
F161 1/2 A	"	Center Leg	"	"	130	\$17.60	\$19.10
F162 A	"	Conc. Hangers	"	O-366	105	\$12.75	\$14.25
F162 1/2 A	"	Center Leg	"	"	130	\$18.35	\$19.85
F163 A	"	Conc. Hangers	"	L-331	135	\$12.00	\$13.50
F163 1/2 A	"	Center Leg	"	"	130	\$17.60	\$19.10

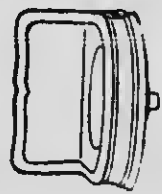
Cheyenne



Chicora



Gladstone



Delaware

For Schedule of Drilling and Fitting Prices, see pages 1-11.

The Standard Ideal Company Ltd.

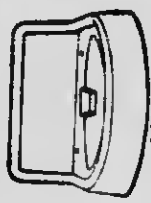
Page 21
LAVATORIES

For Schedule of Drilling and Fitting Prices, see pages 1-11.

Plate	Nominal Size	Supplied with	Bowl	Drilling and Fittings	Wgt.	Prices Enameled	
						Inside	All over
F164 A	17-8	Conc. Hangers	O-10 1/2 x 13 1/2	M-317	110	\$12.75	\$14.25
F164 1/2 A	"	Center Leg	"	"	135	\$16.35	\$19.85
F165 A	"	Conc. Hangers	"	O-365	110	\$13.59	\$15.00
F165 1/2 A	"	Center Leg	"	"	135	\$19.10	\$20.60
F166 A	"	Conc. Hangers	"	L-330	110	\$12.75	\$14.25
F165 1/2 A	"	Center Leg	"	"	135	\$18.35	\$19.85
F167 A	19x21x9	Conc. Hangers	O-10 1/2 x 13	L-330	90	\$ 9.35	\$10.85
F167 1/2 A	"	Center Leg	"	"	115	\$14.95	\$16.45
F167 1/2 A	"	Conc. Hangers	"	M-315	90	\$ 9.35	\$10.85
F167 1/2 A	"	Center Leg	"	"	115	\$14.95	\$16.45
F168 A	16 1/2 x 7 1/2	Conc. Hangers	O-10 1/2	L-330	95	\$ 8.45	\$ 9.95
F168 1/2 A	"	Center Leg	"	"	120	\$14.05	\$15.55
F168 1/2 A	"	Conc. Hangers	"	M-317	95	\$ 6.45	\$ 9.95
F166 1/2 A	"	Center Leg	"	"	120	\$14.05	\$15.55
F169 A	16x21x6	Conc. Hangers	D-10x14	L-324	90	\$ 6.10	\$ 9.60
F169 1/2 A	"	Center Leg	"	"	115	\$13.70	\$15.20



Napinks



Algoma



Corona



Chemong

Ornamental
Corner

Flat Back

Corner

Flat Back

Schedule 3
Aug. 15, 1914

For Schedule of Drilling and Fitting Prices, see page 1-11.

LAVATORIES

Full Apron
Type

Flat Back


Corner

Roll Rim
Flat Back

Schedule 3
Aug. 15, 1914

The Standard Ideal Company Ltd.

Plate	Nominal Size	Supplied with	Bowl	Drilling and Fittings	Wgt.	Prices Enameled	
						Inside	All over
F170 A	19x24x10	Conc. Hangers	O-11 1/4 x 14 1/4	L-325	115	\$10.70	\$12.20
F170 3/4 A	"	Center Leg	"	"	140	\$16.90	\$17.80
F171 A	"	Conc. Hangers	"	O-355	115	\$11.45	\$12.95
F171 3/4 A	"	Center Leg	"	"	140	\$17.05	\$18.55
F172 A	19-8	Conc. Hangers	D-10x14 1/4	L-325	100	\$10.05	\$11.55
F172 3/4 A	"	Center Leg	"	"	125	\$15.65	\$17.15
F173 A	"	Conc. Hangers	"	M-308	100	\$10.05	\$11.55
F173 3/4 A	"	Center Leg	"	"	125	\$15.65	\$17.15
F174 A	20-10	Conc. Hangers	O-11 3/8 x 14 1/2	L-330	140	\$14.00	\$15.50
F174 3/4 A	"	Center Leg	"	"	165	\$19.60	\$21.10
F175 A	"	Conc. Hangers	"	M-317	140	\$14.00	\$15.50
F175 3/4 A	"	Center Leg	"	"	165	\$19.60	\$21.10
F178 A	22x27x12	Conc. Hangers	O-12x16	R-380	150	\$18.05	\$19.55
F179 A	"	"	D-13x20	M-305	140	\$16.95	\$18.45
F179 1/2 A	"	"	"	L-325	140	\$16.95	\$18.45



Clinton



Cobalt



Atlas



Elsmere

For Schedule of Drilling and Fitting Prices, see page 1-11.

The Standard Ideal Company Ltd.

The Standard Sdeal Company Ltd.

Page 23

LAVATORIES

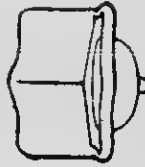
Plate	Nominal Size	Supplied with	Bowl	Drilling and Fittings	Wgt.	Prices Enameled		Roll Rim Type
						Inside	All Over	
F160 A	19x24x10	Conc. Hangers	O-11 ¹ / ₂ x14 ¹ / ₄	L-330	110	\$13.50	\$15.00	Flat Back
F161 A	"	"	"	O-365	110	\$14.25	\$15.75	Flat Back
F162 A	21x24x10	"	O-11 ³ / ₈ x14 ¹ / ₄	M-31F	115	\$14.60	\$16.10	Flat Back
F163 A	16-10	"	O-11 ¹ / ₄ x14	L-330	145	\$14.75	\$16.25	Flat Back
F164 A	"	"	"	O-365	145	\$15.50	\$17.00	Flat Back
F165 A	"	"	"	M-317	145	\$14.75	\$16.25	Corner
F186 A	22x24x12	"	O-12x14 ³ / ₄	L-320	145	\$15.35	\$16.65	Corner
F167 A	"	"	"	M-300	145	\$15.35	\$16.65	Corner
F190 A	18x24x10	"	O-11 ³ / ₈ x14 ¹ / ₈	L-330	90	\$10.20	\$11.70	Flat Back

Schedule 3
Aug. 15, 1914

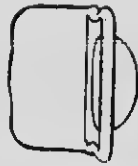
For Schedule of Drilling and Fitting Prices, see page 1-11.



Ivanhoe



Nepigon



Neepawn



Niagara

The Standard Sdeal Company Ltd.

Roll Rim
Type

Plate	Nominal Size	Supplied with	Bowl	Drilling and Fittings	Wgt.	Prices Enameled	
						Inside	All over
F191A	20-10	Conc. Hangers	O-11 1/2 x 14 1/2	L-325	120	\$12.65	\$14.15
F192A	18x24x10	"	O-11 1/2 x 14 1/2	L-325	95	\$10.20	\$11.70
F193A	"	"	"	O-355	95	\$10.95	\$12.45
F194A	19-8	"	D-10x14 1/2	L-325	110	\$ 9.20	\$10.70
F195A	19x24x10	"	D-10 1/2 x 14 3/4	L-335	125	\$16.25	\$17.75
F196A	"	"	D-10 1/2 x 14 3/4	L-335	125	\$16.25	\$17.75



Kenmore



Kenilworth



Lenox

Niplasing



Muskoka

Corner

Flat Back

Corner

R. H. C.

L. H. C.

Schedule 3

Aug. 15, 1914

For Schedule of Drilling and Fitting Prices, see pages 1-11.

The Standard Ideal Company Ltd.

Roll Rim
Type

Plate	Nominal Size	Supplied with	Bowl	Drilling and Fittings	Wgt.	Prices Enameled		Roll Rim Type
						Inside	All over	
F197A	18x21x8	Conc. Hangers	D-10 1/4 x 14 1/4	L-325	75	\$ 6.65	\$ 8.15	Flat Back
F198A	18 1/2 x 5 1/4	"	O-10 1/2 x 13 1/2	L-340	70	\$ 8.70	\$ 10.20	Corner
F199A	18x21x7	"	O-13 3/4 x 10 3/4	L-340	75	\$ 6.65	\$ 8.15	
F241A	17x19x5	"	O-10x13 1/2	L-340	65	\$ 5.45	\$ 6.95	Flat Back
G3225	14x16x5	"	R-11"	L-340	45	\$ 4.10	\$ 5.60	
F200A	17 1/2 x 5 1/2	"	D-9 1/2 x 13 1/4	L-340	75	\$ 6.45	\$ 7.95	Corner

Schedule 3
Aug. 15, 1914

For Schedule of Drilling and Fitting Prices, see pages 1-11.



Killarney



Lorne



Ascot



Miami

The Standard Ideal Company Ltd.

Plate	Nominal Size	Supplied with	Bowl	Drilling and Fittings	Wgt.	Prices Enameled	
						Inside	All over
F201A	18x20x4 1/4	Conc. Hangers	O-11 1/2 x 14 1/2	L-330	65	\$6.35	\$7.85
F202A	17-4 1/4	"	O-11 1/2 x 14 1/2	L-330	65	\$6.15	\$7.65
F203A	14x15x5	"	R-11 1/2	L-340	40	\$4.10	\$5.60
C-3225	14x16x5	"	R-11	L-340	45	\$4.10	\$5.60

Malakawa



Nicomino



Shalinigan

Flat Back

Corner

Flat Back

For Schedule of Drilling and Fitting Prices, see pages 1-11.

LAVATORIES

Roll Rim

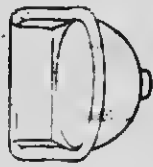
The Standard Ideal Company Ltd.

Plate	Nominal Size	Supplied with	Bowl	Drilling and Fittings	Wgt.	Prices Enameled		Corner
						Inside	All Over	
F204A	15 1/2-4 1/4	Conc. Hangers	R-11 1/2	L-340	45	\$4.65	\$6.15	Corner
G-3475	16-5	"	R-11	L-340	55	\$4.65	\$6.15	Corner
F205A	14x15x4	"	R-11 1/4	L-330	45	\$4.70	\$6.20	Flat Back
F206A	13 1/4-4	"	R-11 1/4	L-330	45	\$5.55	\$7.05	Corner

For Schedule of Drilling and Fitting Prices, see pages 1-11.



Gathbeau



Champlain



Soulanges

The Standard Ideal Company Ltd.

LAVATORIES



Yarmouth



Medway



Figma



Keswick

Plate	Sections	Nominal Size	Bowl	Drilling and fittings	Wght.	Prices Enameled	
						Inside	All over
F207 A	2 Bowls	21x48x12	O-11 1/2x14 1/4	M-305 1/2	300	\$ 31.20	
F208 A	"	21x48	O-11 1/2x14 1/4	M-305 1/2	240	\$ 27.45	
F209 A	2 Section 4 Bowls	42x48	O-11 1/2x14 1/4	L-390	480	\$ 57.65	
210A	8 Bowls	20x24	O-11 1/2x14 1/4	L-391	1080	\$143.00	\$155.00
A 2	"	"	"	L-391	270	\$ 35.75	\$ 38.75
C 8	"	22x27	O-12 1/2x16 1/2	L-391	1360	\$155.40	\$167.40
C 2	"	"	"	L-391	340	\$ 38.65	\$ 41.85

Full Apron Type

Schedule 3
Aug. 15, 1914

For Schedule of Drilling and Fitting Prices. see pages 1-11.

The Standard Ideal Company Ltd.

The Standard Ideal Company Inc.

Page 20
LAVATORIES

Plate	Nominal Size	Supported on	Bowl	Drilling and Fittings	Wgt.	Prices Enamelled	
						Inside	All over
F211A	19x24x10	Conc. Hangers	O-11 1/2x14	L-330	125	\$14.60	\$16.10
F212A	20x24x12	"	O-11 1/2x14 3/4	L-326	150	\$12.50	\$14.00
F213A	18x21x8	"	D-10x14	L-	90	\$ 8.10	\$ 9.60
F214A	18x24x10	"	O-11 3/4x14 3/4	L-	90	\$10.20	\$11.70
F215A	18x21x8	"	D-10 1/2x14 1/4	L-	75	\$ 6.65	\$ 8.15



Full Apron Type

Roll Rim Type

Schedule 3
Aug. 15, 1914

Prices quoted apply for each Lavatory.
For Schedule of Drilling and Fitting Prices, see pages 1-11.

The Standard Ideal Company Ltd.

Plate	Section	Nominal Size	Bowl	Drilling and Fitting	Wght.	Prices Enameled	
						Inside	All over
F216A	4 Double	18x24	O-11 1/4x14 1/4	L-391	800	\$143.00	\$155.00
A	1 "	"	"	"	200	\$ 35.75	\$ 38.75
C	4 "	20x24	"	"	880	\$155.40	\$167.40
C	1 "	"	"	"	220	\$ 38.85	\$ 41.85
F217A	2 "	18x24	"	"	400	\$ 71.50	\$ 77.50
A	1 "	"	"	"	200	\$ 35.75	\$ 38.75
C	2 "	20x24	"	"	440	\$ 77.70	\$ 83.70
C	1 "	"	"	"	220	\$ 38.85	\$ 41.85

Double
Sectional
Full Apron
Type

Schedule 3
Aug. 15, 1914



Rochester



Doverdale

For Schedule of Drilling and Fitting Prices, see pages 1-11.

The Standard Ideal Company Ltd.

Page 31
LAVATORIES

Plate	Sections	Nominal Size	Bowl	Drilling and Fittings	Wght.	Prices Enameled	
						Inside	All over
F218A	4 Double	16x20	O-11x13 1/4	L-391	540	\$ 92.00	\$104.00
A	1 "	"	"	"	135	\$ 23.00	\$ 26.00
C	4 "	18x24	O-11 1/2 x 14 1/4	"	640	\$110.60	\$122.60
C	1 "	"	"	"	160	\$ 27.65	\$ 30.65
E	4 "	22x27	O-11 1/2 x 14 1/4	"	640	\$129.00	\$141.00
E	1 "	"	"	"	210	\$ 32.25	\$ 35.25

Double Sectional Roll Rim Type

Schedule 3
Aug. 15, 1914

For Schedule of Drilling and Fitting Prices, see pages 1-11.



Malvern

The Standard Ideal Company Ltd.

Plate	Sections	Nominal Size	Bowl	Drilling and Fittings	Wght.	Prices Enameled	
						Inside	All over
*F225A	3 Single	18x24	O-11 $\frac{3}{4}$ x14 $\frac{1}{2}$	L-392	375	\$ 60.90	\$ 55.40
A	1 "	"	"	"	125	\$ 20.30	\$ 21.80
C	3 "	20x24	"	"	450	\$ 72.45	\$ 76.95
C	1 "	"	"	"	150	\$ 24.15	\$ 25.65

Sectional
Full Apron
Type



Sydney

*F225A—18x24. Same as F225A, except with End Piece, see page 34.

For Schedule of Drilling and Fitting Prices, see pages 1-11.

The Standard Ideal Company Ltd.

Plats	Sections	Nominal Size	Bowl	Drilling and Fittings	Wght.	Prices Enameled	
						Inside	All over
F237A	3 Single	18x24	O-11 1/2x14 1/4	L-393	375	\$ 60.00	\$ 66.40
A	1 "	"	"	"	125	\$ 20.30	\$ 21.80
C	3 "	20x24	"	"	375	\$ 72.45	\$ 76.95
C	1 "	"	"	"	125	\$ 24.15	\$ 25.65

Sectional Full Apron Type

Schedule 3
Aug. 15, 1914



Southport

For Schedule of Drilling and Fitting Prices, see pages 1-11.
For End Piece, see page 34.

The Standard Ideal Company Ltd.

Page 34

LAVATORIES

Plate	Sections	Size	Bowl	Drilling and Fittings	Wght.	Prices Enameled	
						Inside	All over
*F228A	4 Single	16x20	O-11x13 1/4	L-393	420	\$ 43.80	\$ 49.80
A	1 "	"	"	"	100	\$ 10.36	\$ 12.45
C	4 "	18x24	O-11 1/2 x 14 1/4	"	480	\$ 50.40	\$ 56.40
C	1 "	"	"	"	120	\$ 12.60	\$ 14.10
E	4 "	22x27	O-11 1/2 x 14 1/4	"	600	\$ 74.40	\$ 80.40
E	1 "	"	"	"	150	\$ 18.60	\$ 20.10
*F229A	3 "	"	"	M-304	450	\$ 55.80	\$ 60.30
A	1 "	"	"	"	150	\$ 18.60	\$ 20.10

Sectional
Roll Rim
Type

Schedule 3

Aug. 15, 1914



Doncaster

*F230. Same as F228-29 except with End Piece.
Add for R. or L. H. End Piece: 16x20 \$4.50; 18x24 \$4.50; 20x24 \$5.10; 22x27 \$5.60.
For Schedule of Drilling and Fitting Prices, see pages 1-11.

*F230. Same as F228-29 except with End Piece.
Add for R. or L. H. End Piece: 16x20 \$4.50; 18x24 \$4.50; 20x24 \$5.10; 22x27 \$5.60.
For Schedule of Drilling and Fitting Prices, see pages 1-11.

LAVATORIES

Roll Rim
Type

The Standard Ideal Company Ltd.



Plate	Nominal Size	Supplied with	Bowl	Drilling and Fittings	Wgt.	Price Enameled	
						Inside	All over
X109	13x25	Conc. Hangers	O-9 1/4 x 15 1/4	L-340	70	\$ 9.00	\$ 9.75
F241	17x19x5	"	O-10x13 1/4	L-340	65	\$ 5.45	\$ 6.95
G3225	14x16x5	"	R-11"	L-340	45	\$ 4.10	\$ 5.60
G3475	16"-5"	"	R-11"	L-340	55	\$ 4.65	\$ 6.15

Flat Back

Corner

For Schedule of Drilling and Fitting Prices, see pages 1-11.

1911

The Standard Ideal Company Ltd.

DRINKING FOUNTAINS

Our line of Drinking Fountains includes probably the largest variety of the various approved and accepted types of Fountains now made by any manufacturer.

Suitable Fountains may be selected to provide proper drinking accommodations to meet almost all conditions or requirements. Five different styles of bubblers are illustrated, all of which are thoroughly reliable and dependable, and equal in serviceability and sanitary efficiency to any bubblers now on the market.

All bubblers are supplied with a specially devised pressure regulator, by means of which the flow or stream can be regulated according to requirements. The No. 1 Cup is all brass, while the No. 2, 3, 4 and 5 bubblers are furnished with a vitreous china cone-shaped head. When desired, enamelled iron heads can be furnished at the same price.

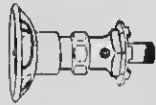
For Illustrations of Bubblers, see Next Page

NOTE:—Drinking Fountains are regularly furnished with fittings as herein described. Prices on separate parts or on Fountains without fittings will be quoted on application.

The Standard Ideal Company Ltd.

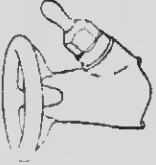
Page 2

DRINKING
FOUNTAINS



No. 1

N. P. Brass Ring Operating Bubbler



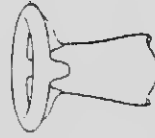
No. 2

Vitreous China Ring Protected Push Button
Bubbler with Oscillating Lever Control



No. 3

Vitreous China Push Button
Bubbler with Oscillating
Lever Control



No. 4

Vitreous China Continuous Flow Ring
Protected Bubbler



No. 5

Vitreous China Continuous Flow Cone
Bubbler

NOTE.—The Oscillating Lever Control, as furnished with our Nos. 2 and 3 Bubblers, is a decided improvement over the ordinary Push Button. It is more convenient to operate and cannot "stick" or get out of order as easily as the ordinary Push Button Valves.

Bubblers

Schedule 4

Aug. 15, 1914

The Standard Ideal Company Ltd.

The Standard Ideal Company Ltd.

DRINKING FOUNTAINS

Plate	Bubbler No.	Bowl	Supported on	30" High		36" High	
				Weight	Price	Weight	Price
F3001	1	11" Double.	Enam. Ped.	125	\$27.00		
F3002	2	"	"	125	\$29.70		
F3003	3	"	"	125	\$27.00		
F3004	4	"	"	125	\$26.40		
F3005	5	"	"	125	\$23.45		
F3011	1	14" Double	"	135	\$29.25	155	\$31.50
F3012	2	"	"	135	\$31.95	155	\$34.20
F3013	3	"	"	135	\$29.25	155	\$31.50
F3014	4	"	"	135	\$28.65	155	\$30.90
F3015	5	"	"	135	\$25.70	155	\$27.95
F3021	1	14" F. R. (Enam. X.)	Ptd. Ped.	125	\$25.90	140	\$28.15
F3022	2	"	"	125	\$29.60	140	\$30.85
F3023	3	"	"	125	\$25.90	140	\$28.15
F3024	4	"	"	125	\$25.30	140	\$27.55
F3025	5	"	"	125	\$22.35	140	\$24.80
	Add for	Enam. All Over	Enam. Ped.		\$ 5.60		\$ 5.60

On Pedestals



Concealed Galv. Waste Pipe to floor, connection for Exposed Supply (no Supply Pipe) and Bubbler regularly furnished with these fountains.
 Enam. X means Enam. meled Inside. Enam. XX—Enameled All-over.

Schedule 4
 Aug. 15, 1914

The Standard Ideal Company Ltd.

Page 4



DRINKING FOUNTAINS

Plate	Bubbler No.	Bowl	Supported on	30" High		36" High	
				Weight	Price	Weight	Price
F8081	1	14" F. R. (Enam. X.)	Ptd. Ped.	125	\$25.90		
F8082	2	"	"	125	\$23.60		
F8083	3	"	"	125	\$25.90		
F8084	4	"	"	125	\$25.30		
F8085	5	"	"	125	\$22.35		
F8101	1	11" Double.	Ptd. Pipe Std.	100	\$24.00	110	\$24.75
F8102	2	"	"	100	\$26.70	110	\$27.45
F8103	3	"	"	100	\$24.00	110	\$24.75
F8104	4	"	"	100	\$23.40	110	\$24.15
F8105	5	"	"	100	\$20.45	110	\$21.20
F8111	1	11" R. R. (Enam. X.)	"	90	\$20.25	100	\$21.00
F8112	2	"	"	90	\$22.95	100	\$23.70
F8113	3	"	"	90	\$20.25	100	\$21.00
F8114	4	"	"	90	\$19.65	100	\$20.40
F8115	5	"	"	90	\$16.70	100	\$17.45

On Pedestals

On Pipe Standard and Base

Schedule 4
Aug. 15, 1914



Concealed Galy. Waste Pipe to floor, connection for Exposed Supply (no Supply Pipe) and bubbler regularly furnished with these fountains.
Enam. X means Enamelled Inside. Enam. XX--Enamelled All-over.
F8111-3115, with Bowl Enamelled All-over, add \$0.40.

The Standard Sdeal Company Ltd.

Plate	Bubbler No.	Bowl	Supported on	30" High		36" High	
				Weight	Price	Weight	Price
F3121	1	14" Double.	Ptd. Pipe Std.	110	\$26.60	120	\$27.35
F3122	2	"	"	110	\$28.30	120	\$30.05
F3123	3	"	"	110	\$26.60	120	\$27.35
F3124	4	"	"	110	\$26.00	120	\$26.75
F3125	5	"	"	110	\$23.05	120	\$23.30
F3131	1	14" R.R. (Enam. X)	"	105	\$21.75	115	\$22.50
F3132	2	"	"	105	\$24.45	115	\$25.20
F3133	3	"	"	105	\$21.75	115	\$22.50
F3134	4	"	"	105	\$21.15	115	\$21.90
F3135	5	"	"	105	\$18.20	115	\$18.95


On Pipe
Standard
and Base

Concealed Galv. Waste Pipe to floor, connection for Exposed Supply (no Supply Pipe) and Bubbler regularly furnished with these fountains.

F3131-3135 with Enameled All-over Bowl, add: 14", \$0.75.

Enam. X means Enameled Inside. Enam. XX—Enameled All-over.

Schedule 4
Aug. 15, 1914



The Standard Ideal Company Ltd.

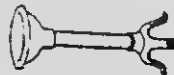
Plate	Bubbler No.	Bowl	Supported on	30" High		36" High	
				Weight	Price	Weight	Price
F3141	1	14" F. R. (Enam. X)	Ftd. Pipe Std.	105	\$21.75	115	\$22.50
F3142	2	"	"	105	\$24.45	115	\$25.20
F3143	3	"	"	105	\$21.75	115	\$22.50
F3144	4	"	"	105	\$21.15	115	\$21.90
F3145	5	"	"	105	\$18.20	115	\$18.95
F3151	1	9" F. R. (Enam. X)	"	100	\$19.85	110	\$20.60
F3152	2	"	"	100	\$22.55	110	\$23.30
F3153	3	"	"	100	\$19.85	110	\$20.60
F3154	4	"	"	100	\$19.25	110	\$20.00
F3155	5	"	"	100	\$16.30	110	\$17.05

On Pipe
Standard
and Base

Concealed Galv. Waste Pipe to floor, connection for Exposed Supply (no Supply Pipe) and Bubbler regularly furnished with these fountains.

For Enameled All-over Bowl, add: 9", \$0.40; 14", \$0.75.

Enam. X means Enameled Inside. Enam. XX—Enameled All-over.

Schedule 4
Aug. 15, 1914

The Standard Ideal Company Ltd.

Plate	Dubbler No.	Bowl	Supported on	Weight	Price
F3201	1	11" Double.	Brass Wall Brkt.	80	\$35.45
F3202	2	"	"	80	\$38.15
F3203	3	"	"	80	\$35.45
F3204	4	"	"	80	\$34.85
F3205	5	"	"	80	\$31.90
F3211	1	14" Double.	"	85	\$38.10
F3212	2	"	"	85	\$40.80
F3213	3	"	"	85	\$38.10
F3214	4	"	"	85	\$37.50
F3215	5	"	"	85	\$34.55
F3221	1	11" R. R. (Enam. XX).	"	70	\$32.10
F3222	2	"	"	70	\$34.80
F3223	3	"	"	70	\$32.10
F3224	4	"	"	70	\$31.50
F3225	5	"	"	70	\$28.55

On
BracketsBrass Bracket, Br. Supply with L. K. Stop, Running Trap and Bubbler In-
cluded in above prices.

Enam. X means Enameled Inside. Enam. XX—Enameled All-over.

Schedule 4

Aug. 15, 1914



The Standard Ideal Company Ltd.

Page 8
DRINKING
FOUNTAINS

Plate	Bubbler No.	Bowl	Supported on	Weight	Price
F3281	1	14" R. R. (Enam. XX).	Brass Wall Brkt.	75	\$33.95
F3282	2	"	"	75	\$36.65
F3283	3	"	"	75	\$33.95
F3284	4	"	"	75	\$38.35
F3285	5	"	"	75	\$30.40
F3301	1	11" Double.	Enam. Wall Brkt.	55	\$22.20
F3302	2	"	"	55	\$24.90
F3303	3	"	"	55	\$22.20
F3304	4	"	"	55	\$21.60
F3305	5	"	"	55	\$18.65
F3311	1	14" Double.	"	65	\$24.85
F3312	2	"	"	65	\$27.55
F3313	3	"	"	65	\$24.35
F3314	4	"	"	65	\$24.25
F3315	5	"	"	65	\$21.30

On
Brackets



F3231-F3235 includes Brass Bracket, Brass Supply, L.K. Stop, Running Trap and Bubbler.
 F3301-F3315 includes Enam. Brkt., Brass Supply, L.K. Stop and Bubbler, no Trap.
 Enam. X means Enameled Inside. Enam. XX - Enameled All-over.

Schedule 4
Aug. 15, 1914

DRINKING
FOUNTAINS

The Standard Ideal Company Ltd.

On
Brackets

Schedule 4
Aug. 15, 1914

Plate	Bubbler No.	Bowl	Supported on	Weight	Price
F3321	1	11" R. R. (Enam. XX).	Enam. Brkt.	45	\$18.85
F3322	2	"	"	45	\$21.55
F3323	3	"	"	45	\$18.85
F3324	4	"	"	45	\$18.25
F3325	5	"	"	45	\$16.30
F3331	1	14" R. R. (Enam. XX).	"	50	\$20.70
F3332	2	"	"	50	\$23.40
F3333	3	"	"	50	\$20.70
F3334	4	"	"	50	\$20.10
F3335	5	"	"	50	\$17.15
F3334 1/2	4	14" R. R. (Enam. X).	Ptd. Brkt.	50	\$19.00
F3335 1/2	5	"	"	50	\$16.05



F3321 to F3335—Enam. Wall Bkt., Brass Supply, L. K. Stop and Bubbler (no Trap) included in above prices.
 For Enameled Inside Bowls, Ptd. Bracket and Galv. Supply with L. K. Stop, deduct: 11" Bowl, \$1.40; 14" Bowl, \$1.75.
 F3334 1/2 to F3335 1/2 includes Ptd. Brkt., Galv. Supply with L. K. Stop and Waste Pipe and Bubbler. For Enam. All-Over Bowl, Enam. Brkt., Brass Supply and L. K. Stop and Brass Waste Pipe, add \$2.60.
 Enam. X means Enameled Inside. Enam. XX—Enameled All-over.

The Standard Ideal Company Ltd.

DRINKING FOUNTAINS

Plate	Bubbler No.	Bowl	Supported on	Weight	Price
F3341	1	14" F. R. (Enam. X).	Ptd. Wall Brkt.	50	\$18.95
F3342	2	"	"	50	\$21.65
F3343	3	"	"	50	\$18.95
F3344	4	"	"	50	\$18.35
F3345	5	"	"	50	\$15.40
F3351	1	9" F. R. (Enam. X).	"	45	\$17.10
F3352	2	"	"	45	\$19.80
F3353	3	"	"	45	\$17.10
F3354	4	"	"	45	\$18.50
F3355	5	"	"	45	\$13.55
F3384	4	11" E. R. (Enam. X).	Galv. Pipes to Wall.	50	\$15.25
F3365	5	"	"	50	\$12.30
F3374	4	9" F. R. (Enam. X).	Galv. Pipe to Wall.	45	\$14.90
F3375	5	"	"	45	\$11.95

On Brackets

Galv. Waste Pipe to Wall

Schedule 4 Aug. 15, 1914



F3341 to F3355 includes Ptd. Bracket, Galv. Supply, L. K. Stop and Bubbler. For Enam. All-Over Bowls with Enam. Brkt. and Brass Supply with L. K. Stop add: 9" Bowl, \$1.40; 14" Bowl, \$1.75.
F3384 to F3375 includes Galv. Supply, L. K. Stop, Galv. Waste to Wall and Bubbler. Enam. X means Enameled Inside. Enam. XX—Enameled All-over.

The Standard Ideal Company Ltd.

The Standard Sdeal Company Ltd.

Plate	Bubbler No.	Bowl	Supported on	Weight	Price
F3401	1	11" (Enam. XX).	Ext. to Wall.	50	\$18.10
F3402	2	"	"	50	\$20.80
F3403	3	"	"	50	\$18.10
F3404	4	"	"	50	\$17.50
F3405	5	"	"	50	\$14.55
F3411	1	11" (Enam. XX).	Ext. to Corner.	50	\$18.10
F3412	2	"	"	50	\$20.80
F3413	3	"	"	50	\$18.10
F3414	4	"	"	50	\$17.50
F3415	5	"	"	50	\$14.55
F3501	1	13 1/2" (Enam. XX).	Integral Trap to Wall	60	\$22.55
F3502	2	"	"	60	\$25.25
F3503	3	"	"	60	\$22.55
F3504	4	"	"	60	\$21.95
F3505	5	"	"	60	\$19.00



Includes Brass Supply with L. K. Stop and Bubbler.
 Enam. X means Enameled Inside. Enam. XX—Enameled All-over.

The Standard Ideal Company Ltd.

Plate	Bubbler No.	Style	Supported on	Weight	Price
F3601	1	54" Long-4 Cups.	Ptd. Brkts.	125	\$55.00
F3602	2	"	"	125	\$67.00
F3603	3	"	"	125	\$56.20
F3604	4	"	"	125	\$53.80
F3605	5	"	"	125	\$42.00
F3611	1	54" Long-3 Cups.	Ptd. Brkts.	115	\$45.65
F3612	2	"	"	115	\$54.65
F3613	3	"	"	115	\$46.55
F3614	4	"	"	115	\$44.75
F3615	5	"	"	115	\$36.90

Includes Bubblers, Brass Supply with L. K. Stop and Strainer, no Trap.
 Enam. X means Enameled Inside. Enam. XX—Enameled All-over.




**DRINKING
FOUNTAINS**

The Standard-Ideal Company Ltd.

Plate	No.			Weight	Prices
F3621	1	30" Long, 2 Cups.		96	\$32.30
F3622	2	"	Ptd. Brkt.	"	\$38.30
F3623	3	"	"	"	\$32.90
F3624	4	"	"	"	\$31.70
F3625	5	"	"	"	\$26.80
F3634	4	48" Long, 2 Cups.			
F3635	5	"	Ptd. Brkt. C.W.H.	250	\$49.85
F3637	Bibbs.	48" Long, 2 S.C. Bibbs.	"	"	\$43.95
F3647	"	60" Long, 3 S.C. Bibbs.	"	"	\$33.16
				"	\$33.80

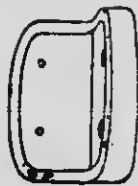
F3621 to F3635 include Bubblers, Brass Supply with L.K. Stops and Strainer.
No Trap.
F3637 to F3647 include S.C. Bibbs and Strainers. No Trap.



The Standard Ideal Company Ltd.

Plate	Bubbler	Size	Style	Supported on	Weight	Prices
F3707	2 S.C. Bibbs.	14x24x12	Flat Back.	Conc. Hgr.	85	\$24.85
F3714	No. 4	14x18x12	"	"	75	\$25.90
F3715	No. 5.	"	"	"	"	\$22.95
F3717	S.C. Bibb.	"	"	"	"	\$16.30
F3727	S.C. Bibb.	22x20x10½	Alcove.	"	50	\$12.15
F3737	"	22x19x9	Flat Back.	"	"	\$11.55

Prices include all fittings.


Schedule 4
Aug. 15, 1914

The Standard Sdeal Company Ltd.

Page 15

DRINKING FOUNTAINS

Plate	Supplied with	Size	Style	Weight	Price
F3828	Conc. Galv. Supply, Contr. Valves and Spouts (No Trap), Ftd. Brkts.	18"x 5'	Trough, Separate Back, 12".	400	\$ 51.00
		8'		620	\$ 72.30
		10'		755	\$ 89.30
		12'		900	\$106.35
		15'		1125	\$131.85
		18'		1350	\$157.35
		20'		1600	\$174.40
		26'		1950	\$216.90
F3851	Fuller Valve, No. 5 Cup, Rigid-arm.		For Slab		\$ 7.50
F3852	Fuller Valve, No. 5 Cup, Swinging-arm.		For Slab		\$ 8.25
F3853	Fuller Faucet, No. 5 Cup, Swinging-arm.		For Slab		\$ 11.25
F3854	Fuller Bibb, No. 5 Cup, Swinging-arm.		For Back		\$ 12.75



Schedule 4
Aug. 15, 1914

The Standard Ideal Compendium Pt. 1

The Standard Ideal Company Ltd.

Page 2

BRASS FITTINGS

Plate	SINK AND TRAY FITTINGS	Prices
	1/2" N.P. Sink Bibbs.	Pair \$ 2.10
	1/2" N.P. Laundry Tray Bibbs.	Pair \$ 2.10
	Laundry Tray Continuous Waste, without Plugs, End Outlet, 2-Section, 1 1/2" with 1 1/2" Vented "S" Trap.	\$ 6.95
	Without Trap.	\$ 4.40
	3-Section 1 1/2" with 2" Vented "S" Trap.	\$13.10
	Without Trap.	\$ 6.85
	For F359 and F360-2 Section Tray—1 1/2" Waste and 1 1/2" Vented "S" Trap.	\$ 6.20
	TRAPS FOR LAUNDRY TRAYS AND SINKS	
	1 1/2" Adjustable "P" Trap with Vent. (less Plugs).	\$ 2.25
	Without Vent.	\$ 1.85
	2" Adjustable "P" Trap with Vent. (less Plugs).	\$ 5.50
	Without Vent.	\$ 4.75
	1 1/2" Adjustable "S" Trap with Vent. (less Plugs).	\$ 2.55
	Without Vent.	\$ 2.05
	2" Adjustable "S" Trap with Vent. (less Plugs).	\$ 6.25
	Without Vent.	\$ 5.15
	If with Plugs, add	\$.40

Sink and
Laundry Tray
Fittings

Schedule 5
Aug. 15, 1914

The Standard Ideal Company Ltd.

Adjustable Sink Legs.

FOR USE UNDER SINK

Adjustable Leg for setting sink 29½" to 33" from floor to top of rim.....	Painted, Each	\$0.90
	Enameled, Each	\$2.70
Same for setting sink 33" to 36" from floor to top of rim.....	Painted, Each	\$1.20
	Enameled, Each	\$3.20

FOR USE UNDER INTEGRAL DRAIN BOARD (F301-2)

Adjustable Leg for use under Drain Board for setting sink 29½" to 33" from floor to top of Rim.....	Painted, Each	\$1.20
	Enameled, Each	\$3.30
Same, for setting Sink 33" to 36" from floor to top of rim.....	Painted, Each	\$1.50
	Enameled, Each	\$3.80

NOTE.—For F301 Sink one Sink Leg and one Drain-board Leg are required. For F302 one Drain-board Leg only is required.

F301-F302 are regularly furnished with adjustable Legs, Painted, for setting Sink 29½" to 33" from floor to top of rim. If Enameled Legs or Longer Length Legs are desired add difference in price between Legs wanted and the Legs regularly furnished.

Adjustable Sink Legs

Schedule 5
Aug. 15, 1914



The Standard Ideal Company Ltd.

The "SANIMAT" is constructed of Hardwood Slats, held firmly together by means of tough, unbreakable fibre binding and hardwood ball joints. It is the most perfect, sanitary and inexpensive Mat on the market.
 Booklet showing the "SANIMAT" for automobiles, floors and for many other purposes will be sent on request.

Sink and
 Drain-board
 Mats

"SANIMAT" for		Size, Sink or Drain-b'd	Size of Mat	Price, Each
F301-302	For Sink	Inches	Inches 13x21	\$1.35
	For Drain-board		14x20	\$1.35
F303 to F309-Sinks.		16x24		
		18x30	11x24	\$1.35
		20x30	13x24	\$1.65
		22x36	15x30	\$2.30
F310-Drain-board		22x42	15x36	\$2.60
		16x20	12x18	\$1.00
		18x24	14x22	\$1.65
		20x24	16x22	\$1.65
		22x24	18x22	\$1.95

Prices on other sizes quoted on application.
 See pages 5-7.

Schedule 5
 Aug. 15, 1914



Durable
 Flexible
 May be
 Rolled Up
 Without
 Cracking or
 Breaking



The Standard Ideal Co.

The Standard Ideal Company Ltd.



Sink and
Drain-board
Mats

"SANIMAT" for		Size of Sink or Drain-b'd	Size of Mat	Price, Each
F320—Sink.		Inches 16x24	Inches 6x16	\$1.95
		16x30	10x22	\$1.35
		20x30	12x22	\$1.35
		16x24	10x16	\$1.00
F321—Sink.		16x30	12½x22	\$1.35
		16x36	12½x28	\$1.65
		20x30	14½x24	\$1.65
		20x36	14½x28	\$1.95
F325—Drain-board		20x40	14½x32	\$2.30
		16x16	14x16	\$1.45
		16x16	16x16	\$1.45
		20x16	18x16	\$1.45
		16x24	14x21	\$1.60
		16x24	16x21	\$1.60
		20x24	16x21	\$2.10

Prices on other sizes quoted on application.
See pages 4-7.

Schedule 5
Aug. 15, 1914



Durable
Flexible
May be
Rolled Up
Without
Cracking or
Breaking



The Standard Ideal Company Ltd.



Durable
Flexible
May be
Rolled Up
Without
Cracking or
Breaking



"SANIMAT" for

F326—Drain-board.

Sink and
Drain-board
Mats

Size of Sink or Drain-board	Size of Mat	Price, Each
16x18	12x16	\$1.10
18x18	14x16	\$1.45
20x18	16x16	\$1.45
16x24	12x22	\$1.45
18x24	14x22	\$1.80
20x24	16x22	\$1.80
18x30	11x22	\$1.00
20x30	13x22	\$1.35
22x36	15x28	\$1.95
18x22	11x13	\$.65
20x22	13x13	\$1.00
20x24	13x16	\$1.00
16x20	10x12	\$.65
20x22	14x14	\$1.00

F327—Sink.

F331—Slop Sink.

F332-3-4—Slop Sinks.

Prices on other sizes quoted on application.
See pages 4-7.

Schedule 5
Aug. 15, 1914



The Standard Ideal Company Ltd.

The Standard Ideal Company Ltd.



Sink and
Drain-board
Mats

"SANIMAT" for		Size of Sink or Drain-b'd	Size of Mat	Price, Each
F335-336 ½-336-337—Stop Sinks.		Inches 16x16	Inches 11x11	\$.65
		14x20	9x14	\$.65
		16x20	11x14	\$1.00
		20x24	15x18	\$1.35
			14x24	\$1.65
		12x18	6x14	\$.65
F363-4—Sink. F400—Sink.		14x20	9 ½x16	\$1.00
		18x24	12x18	\$1.35
		18x36	12x29	\$1.65
		20x30	14x23	\$1.65
		20x36	14x29	\$1.95
		20x40	14x33	\$2.30
F401—Sink. F402—Sink.		20x72	14x68	\$4.55
		22x48	16x42	\$3.30
		16x24	10x18	\$1.00
		18x30	12x23	\$1.35

Prices on other sizes quoted on application.
See pages 4-6.

Schedule 5
Aug. 15, 1914



Durable
Flexible
May be
Rolled Up
Without
Cracking or
Breaking



The Standard Sdeal Company Ltd.

Page 8

SINKS

Apron Type


One-piece

Plate	Style	Furnished W.ch	Back	DIMENSIONS				Nom-inal Size	Wgt.	Price
				Dr.-Bd.	Over-All Wid.	Over-I.	I.			
F301A	Sink, D.B., R. or L., One-Piece.	Conc. Hgrs. Ptd. Legs.	11 1/2	25	20 1/2	51 1/2	20x30	325	\$51.00	
F302A	Sink, D.B. End, R. or L., One-Piece	Conc. Hgrs. Ptd. Leg.	11 1/2	25	20 1/2	51 1/2	20x30	360	\$52.50	
F303A	One Piece.	Conc. Hgrs.	11 1/2		18 1/2	30 1/2	18x30	170	\$19.85	
F304A	One-Piece Sink, F310, R. and L., Dr.-Bds.	Conc. Hgrs.	11 1/2	24	20 1/2	30 1/2	20x30	180	\$20.75	
					22 1/2	36 1/2	22x36	200	\$26.25	
					22 1/2	42 1/2	22x42	230	\$28.85	
					16 1/2	73 1/2	18x30	330	\$36.46	
F305A F306A	F310 R.H., Dr.-Bd. F310 L.H., Dr. Bd. One-Piece Sink.	Conc. Hgrs.	11 1/2	24	20 1/2	73 1/2	20x30	350	\$37.95	
				24	22 1/2	79 1/2	22x36	380	\$47.25	
F305A F306A	F310 R.H., Dr.-Bd. F310 L.H., Dr. Bd. One-Piece Sink.	Conc. Hgrs.	11 1/2	24	22 1/2	85 1/2	22x42	410	\$48.85	
				24	18 1/2	52	18x30	250	\$28.20	
F305A F306A	F310 R.H., Dr.-Bd. F310 L.H., Dr. Bd. One-Piece Sink.	Conc. Hgrs.	11 1/2	24	20 1/2	52	20x30	265	\$29.35	
				24	22 1/2	57 1/2	22x36	290	\$30.76	
F305A F306A	F310 R.H., Dr.-Bd. F310 L.H., Dr. Bd. One-Piece Sink.	Conc. Hgrs.	11 1/2	24	22 1/2	63 1/2	22x42	320	\$39.35	

With Separate Drain-board

Schedule 5 Aug. 15, 1914

For 22x36 and 22x42" size we advise the use of legs in addition to Conc. Hgrs.



For 22x36 and 22x42" size we advise the use of legs in addition to Conc. Hgrs.

24 22 1/2 63 1/2 22x42 320 \$39.35 Aug. 15, 1914

The Standard Sdeal Company Ltd.

Page 9

Plate	Style	Furnished With	DIMENSIONS				Nominal Size	Wgt.	Price	Apron Type	
			Back	Dr. Bd.	Over-All Wid.	Over-All Lgh.					
F307A	R. or L.H. One Piece.	Conc. Hgrs. 11 1/2			16 1/4	24 1/4	16x24	140	\$22.50	One-piece	
					18 3/8	30 1/2	18x30	180	\$25.10		
					20 1/4	30 1/2	20x30	195	\$26.25		
					22 1/4	36 1/4	22x36	225	\$32.00		
F308A F309A	F310 R.H. Dr. Bd. F310 L.H. Dr. Bd. One-Piece Sink.	Conc. Hgrs. 11 1/2			20	18 1/4	42	16x24	210	\$30.00	Corner Sink
					24	18 3/8	52	18x30	260	\$33.35	
					24	20 1/4	52	20x30	280	\$34.85	
					24	22 1/4	57 1/2	22x36	315	\$42.50	
F310	"Sanitary" Dr. Bd. with Back. F303-309 Sinks.				9	16	20	16x20	70	\$ 7.50	Separate Drain-board
					9 1/4	18 1/4	24	18x24	80	\$ 8.25	
					9 3/4	20 1/4	24	20x24	85	\$ 8.60	
					9 3/4	22	24	22x24	90	\$10.50	
F320A	One Piece, Center Outlet.	Conc. Hgrs.			9 1/2	16	24 1/2	16x24	95	\$ 8.60	Roll Rim
					11 1/4	18 3/8	30 1/4	18x30	125	\$10.10	
					11 3/4	20 3/4	30 3/4	20x30	140	\$10.70	

For Sinks over 20x36", we advise the use of Legs in addition to Conc. Hgrs.
For Enam. All-over, see page 10.

Schedule 5
Aug. 15, 1914



The Standard Ideal Company Ltd.

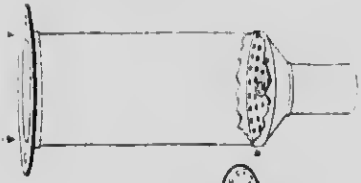

Plate	Style	Furnished With	DIMENSIONS				Nom- inal Size	Wgt.	Price	SINKS Roll Rim One-piece
			Back	Dr.- Bd.	Over- All Wid.	Over- Lgh.				
F320 1/2 A	F320 Sink, F326 Dr. Bd.	Conc. Hgrs.	9 1/4	24 1/4	16	46 1/4	16x24	145	\$13.20	Separate Drain Board
			11 1/4	24 1/4	16 1/4	52 1/4	18x30	180	\$15.10	
			11 1/4	24 1/4	20 3/4	52 1/4	20x30	200	\$16.10	
F321A	One Piece, Rear Outlet.	Conc. Hgrs.	10 1/4		18 1/4	24 1/4	16x24	100	\$ 9.20	One-piece
			11 1/4		20	30 1/4	18x30	140	\$10.70	
			12		22 1/2	30 1/4	20x30	150	\$12.05	
F322A	F321 Sink, F325 Dr. Bd.	Conc. Hgrs.	12		20	36 1/4	18x36	170	\$12.65	Separate Drain Board
			11 1/4		22 1/4	36 1/4	20x36	190	\$13.80	
			12		22	40 1/4	20x40	200	\$15.66	
			10 1/4	24 1/4	16 1/4	45 1/4	16x24	150	\$14.20	
			11 1/4	24 1/4	20	51	18x30	200	\$16.10	
	12	24 1/4	22 1/4	52 1/4	20x30	215	\$17.85	Separate Drain Board		
	12	24 1/4	20	57 1/4	18x36	230	\$16.06			
	11 1/4	24 1/4	22 1/4	58 1/4	20x36	255	\$19.60			
			12	24 1/4	23	62	20x40	265	\$21.45	



11 wanted Enameled All-Over, add:
 F320-F320 1/2 - \$16x24", \$3.00; 18x30", \$3.00; 20x30", \$3.00.
 F321-F322 - 16x24", \$3.00; 18x30", \$3.00; 20x30", \$3.75; 20x36", \$3.75;
 20x40", \$3.75.
 F321A and F322A can be furnished with Patent Overflow and Plug Strainer,
 add extra \$2.25.
 NOTE:--F321A and F322A are Canadian Size, or 2" wider than nominal sizes.

FS21A and FS22A can be furnished with Patent Overflow and Ring Strainer, add extra \$2.25.
NOTE:—FS21A and FS22A are Canadian Size, or 2" wider than nominal sizes.

The Standard Ideal Company Ltd.



"SANI-STRAINER"

The "SANISTRAINER" represents the most notable advance made in the improvement of sink strainers during recent years.

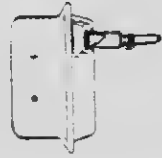
The Combined REFUSE COLLECTOR AND STRAINER (see Fig. 1) can be lifted from the sink for cleaning at any time. The liability of the sink becoming clogged is eliminated by the secondary strainer plate (see Fig. 2).

FS321 — Enamelled-inside Sink, with Special End Outlet and Sanistrainer, \$15.25.

FS321½ — Enamelled-inside Sink, with Special Center Outlet and Sanistrainer \$15.25.

DIMENSIONS

Actual size, 20x30¼". Back, 11¼". Roll Rim, 2¼".
Approximate Weight 140 lbs.



The Standard Ideal Company Ltd.

Page 12


SINKS

Roll Rim

Drain-board

One-piece
Corner Sink

Plate	Style	Furnished with	Nominal Size	Weight	Price
F325A	Interchangeable Drain-board. For F321 Sinks.	Ptd. Brkt.	16x24	55	\$ 6.00
			18x24	60	\$ 5.40
			20x24	65	\$ 5.80
F326A	For 18" Long deduct Interchangeable Drain-board. For F320 and F327 Sinks.	Ptd. Brkt.	18" Long	10	\$ 0.40
			16x24	50	\$ 4.60
			16x24	55	\$ 5.00
F327	For 18" Long deduct R. or L., One Piece. (11 1/4" Integral Back)	Conc. Hgrs.	20x24	60	\$ 5.40
			18" Long	10	\$ 0.40
			16x30	140	\$ 15.75
F329	"Anti-Slip" Drain-board.		20x30	150	\$ 16.70
			22x36	185	\$ 20.15
			18x16	50	\$ 8.10
			16x24	50	\$ 8.60
			16x24	60	\$ 9.00
			20x24	65	\$ 9.35
			22x24	70	\$ 9.75



If wanted Enameled All-Over, add:
F327—18x30", \$3.00; 20x30", \$3.00; 22x36", \$3.75.
NOTE:—F325 is Canadian size, or 2" wider than Nominal size.

Schedule 5
Aug. 15, 1914

NOTE:—F325 is Canadian size, or 2 1/2" wider than Nominal size.

Schedule 5
Aug. 15, 1914

The Standard Ideal Company Ltd.

Page 13
SLOP
SINKS

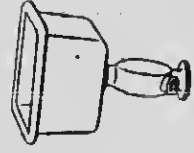
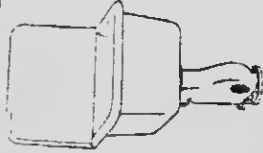
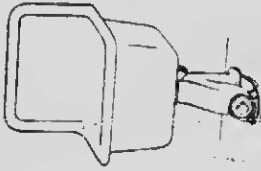


Plate	Style	Outlet	Dph.	Back	Size	Wgt.	PRICE	
							Enameled Inside	Enameled All-over
F331A C E	R. R., Piece on Trap Std.	Center	12	12	18x22	150	\$21.00	\$26.60
					20x22	165	\$22.25	\$28.60
					20x24	185	\$23.60	\$29.95
F332A C	R. R., Separate Back on Trap Std.	Center	12	13	16x20	130	\$18.50	\$24.10
					20x22	150	\$22.25	\$28.60
F333A C	R. R. On Trap Std.	Center	12		16x20	100	\$16.55	\$22.15
					20x22	115	\$19.70	\$26.05

Roll Rim

One-piece

Separate Back

Schedule 5
Aug. 15, 1914

The Standard Ideal Company Ltd.

Page 14


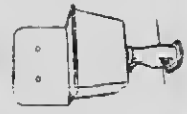
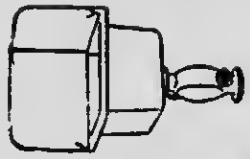
**SLOP
SINKS**

**Roll Rim
Separate
Back and End**

**Flat Rim
Separate Back**

**Schedule 5
Aug. 15, 1914**

Plate	Style	Outlet	Dph.	Back	Size	Wgt.	PRICE	
							Enameled Inside	Enameled All-over
F334A C	R. R. Corner, R. or L. Back, on Trap Std.	Center	12	13	16x20	140	\$20.70	\$26.30
					20x22	175	\$26.20	\$31.55
F335 1/2	F. R., Separate Back, on Trap Std.	Center	10	15	16x16	106	\$14.45	\$20.05
					11 1/2	145	\$15.65	\$21.25
					11 1/2	150	\$16.10	\$21.70
					12 1/2	185	\$20.05	\$26.40
F335	F. R. on Trap Std.	Center	10	16x16	85	\$11.45	\$17.05	
					120	\$12.30	\$17.90	
					125	\$12.75	\$16.35	
					145	\$16.25	\$22.60	
F336	F. R.	Center	10 1/2	16x16	60	\$ 6.15	\$ 8.65	
				14x20	60	\$ 6.90	\$ 9.40	
				16x20	65	\$ 6.95	\$10.45	
				20x24	100	\$ 6.40	\$13.25	
F337	F. R.	End.	10 1/2	16x16	60	\$ 5.15	\$ 6.65	
				14x20	60	\$ 6.90	\$ 9.40	
				16x20	65	\$ 6.95	\$10.45	
				20x24	100	\$ 8.40	\$13.25	



Note—F336-37 can be furnished with back if desired, prices upon application.

The Standard Ideal Company Ltd.

Note—F336-37 can be furnished with back if desired, prices upon application.

1 3/4

20x24 100

\$ 8.40

\$13.25

The Standard Ideal Company Ltd.

Page 16

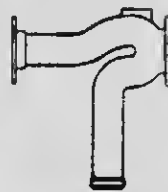
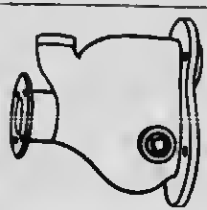
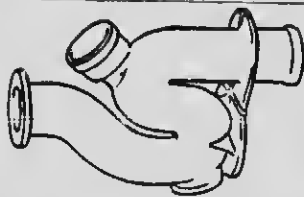
TRAP STANDARDS

Plate	Style	Weight	PRICE	
			Enameled Inside	Enameled All-over
F340	Trap Standard, "S" Pattern, Iron Cleanout-Hub, Vent.	50	\$5.60	\$7.70
F341	Trap Standard, "S" Pattern, Iron Cleanout-Brass Vent Com.	35	\$5.60	\$7.70
F342	Trap Standard, "Half "S" Pattern.	30	\$5.60	\$7.70

Slop Sink Traps

All traps having Brass Vents are furnished with Washer Joint Connection. For Ground Joint Vent, add \$1.05.
Tapping inlet of trap for 3" strainer, extra \$1.45.
Furnished with or without 2" Hub Vent at same price.

Schedule 5
Aug. 15, 1914



The Standard Ideal Company Ad.

Page 16

LAUNDRY TRAYS

Roll Rim

Integral Backs

Separate Back

All Roll Rim

Flat Rim Separate Back

Schedule 5
Aug. 15, 1914

Plate	Style	Drilled	Back	Depth	Width	Lgth.	No. Sections	Wgt.	With Wringer Holders	Without Wringer Holders
F365	Integral Backs, Roll Rim.	Back	8	14 1/2	26	28	1	210	\$28.50	\$25.50
						55 3/4	2	420	\$51.90	\$45.90
						84	3	630	\$80.85	\$71.85
F351 F352 F353	Roll Rim, Separate Backs.	Back	12	14 1/4	27	28 1/2	1	210	\$28.50	\$25.50
						55 3/4	2	420	\$51.90	\$45.90
						83 3/4	3	630	\$80.85	\$71.85
F354-5	Roll Rim, Less Backs.	Tray		14 1/4	27	28 1/2	1	175	\$24.65	\$21.65
						55 3/4	2	350	\$34.25	\$38.25
						83 3/4	3	525	\$66.35	\$57.35
F356	Flat Rim, Separate Backs.	Back	12 1/4	14 7/8	25 1/4	25 3/4	1	210	\$19.50	\$16.50
						52	2	420	\$41.25	\$35.25
						78 3/4	3	630	\$63.00	\$54.00
F357	Flat Rim, Less Backs, with Brass Union Strips	Tray		14 7/8	25 1/4	25 3/4	1	175	\$15.75	\$12.75
						52	2	350	\$33.75	\$27.75
						79 3/4	3	525	\$51.75	\$42.75

F357 Trays are furnished with Brass Union Strips, when Wringer Holders are not wanted.

NOTE:—Wringer Holders will be furnished unless otherwise ordered.



NOTE:—Wringer Holders will be furnished unless otherwise ordered.

Aug. 15, 1914

The Standard Sdeal Company Ltd.

Page 17

LAUNDRY TRAYS

Flat Rim

Plate	Style	Drilled	Back	Depth	Width	Lgth.	No. Sec-tions	Wgt.	With Wringer Holders	Without Wringer Holders
F356	Flat Rim, Less Backs.	Tray		14 1/2	25 1/4	26 1/4	1	175	\$15.75	\$12.75
							2	350	\$31.50	\$25.50
							3	525	\$47.25	\$36.25
F369	Regular F.R. Tray			18 1/4	22 1/4	24 1/4	1	125	\$11.15	\$10.65
							2	250	\$22.30	\$21.30
							3	375	\$33.45	\$31.95
F369 1/2	Regular F.R., with Separate Backs.	Back	10	18 1/4	22 1/4	24 1/4	1	170	\$13.75	\$13.25
							2	340	\$27.50	\$26.50
							3	510	\$41.25	\$39.75
F359	Flat Rim, One Piece, Separate Back	Back	12 1/4	14 1/4	25	46 1/2	2	360	\$	\$31.50
			12 1/4	14	24 1/4	24 1/4	1	190		\$15.75

With Separate Back

One-piece Separate Back

Schedule 5 Aug. 15, 1914



If F369 is wanted with Brass Strip and Wringer Holder between tray, add extra, \$1.65.

NOTE:—Wringer Holders will be furnished unless otherwise ordered.

LAUNDRY
TRAYS*The Standard Sdeal Company Ltd.*

Flat Rim

One-piece

One-piece
Separate
BackSchedule 5
Aug. 15, 1914

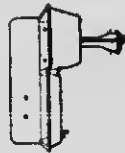
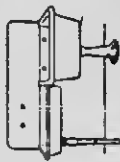
Plate	Style	Drilled	Back	Depth	Width	Lgth.	No. Sec- tions	Wgt.	With Wringer Holders	Without Wringer Holders
F360	Flat Rim, One Piece.	Tray		14 1/4	25	48 1/2	2	285		\$27.00
				14	24 3/4	24 1/4	1	160		\$13.50
F361	Flat Rim, One Piece, Separate Backs.	Back	12 1/2	14 1/4	24 3/4	71 1/2	3	550		\$68.00
F382	Flat Rim, One Piece.	Tray		14 1/4	24 3/4	71 1/2	3	400		\$51.50



SINK AND TRAY COMBINATIONS

The Standard Ideal Company Ltd.

Plate	Style	Drilling	Back	TRAY		SINK		Lgth. Over All	Wgt.	Price	Roll Rim R. or L.
				Size	Depth	Size	Depth				
F363	Roll Rim, Separate Back.	Tray Sink	14 1/4	26 1/2 x 13 1/2	14 1/2	21 x 20 1/4	6 1/4	58 3/4	385	\$44.00	
F364	Roll Rim, Separate Back and End.	Tray Sink	14 1/4	26 1/2 x 20 3/8	14 1/2	21 x 20 1/4	6 1/4	58 3/4	400	\$48.00	Corner R. or L.
F370	Flat Rim, Separate Back	Tray Sink	12	22 1/4 x 24 1/4	13 1/4	18 x 30	6	54 1/4	270	\$27.75	Flat Rim R. or L.
			"	"	"	20 x 30	"	"	285	\$29.25	




F365—See page 16
 F369—See page 17
 F363 1/4 and F364 1/4 same as F363 and F364 except openings for Bibbs are drilled in the back for both tray and sink.

F369 1/2—See page 17

The Standard Sdeal Company Ltd.

"Hercules" Enamel Laundry Trays



A cheap, durable and Sanitary Black Enameled Cast-iron Laundry Tray to take the place of the brittle, water-logged, unsanitary Cement Tray.

It is very durable for Laundry Equipment and is thoroughly capable of withstanding the rough usage to which such fixtures are subjected.

The Cast-in Washboard

as supplied with FH368 and FH368½ Trays, places these fixtures in a class by themselves. The old-fashioned separate board is extremely unsatisfactory in use and must frequently be repaired or replaced. In the new Hercules Tray the washboard is there forever.

**"HERCULES"
ENAMEL**

Schedule
Aug. 15, 1914

LAUNDRY TRAYS

CAST-IN WASH BOARDS

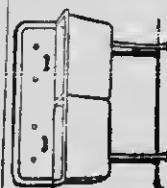

"HERCULES" ENAMEL

Schedule 5
Aug. 15, 1914

The Standard Sdeal Company Ltd

Plate	Style	Drilled	Back	Depth	Width	Lgth.	No. Sections	Wgt.	Prices	
									With Wringer Blocks	Without Wringer Blocks
FH368	With Cast-in Washboard.	Tray	13 1/4	22 1/4	24 1/4	Each	130	\$10.55	\$10.05	
FH369	Without Washboard.	Tray	13 1/4	22 1/4	24 1/4	Each	125	\$ 9.05	\$ 8.55	
FH368 1/2	With Back and Cast-in Washboard.	Back	10	22 1/4	24 1/4	Each	155	\$12.65	\$12.15	
FH369 1/2	With Back, without Washboard.	Back	10	23 1/4	24 1/4	Each	150	\$11.15	\$10.65	
FH359	One Piece, with Separate Back, without Washboard.	Back	12 1/4	25	48 1/4	2	350		\$25.20	
FH360	One Piece, without Back and Washboard.	Tray	14 1/4	25	48 1/4	2	275		\$21.60	

Any number of sections of FH368-8-368 1/2-9 1/4 can be furnished.



The Standard Sodal Company Ltd.

Plate	Outlet	Depth	Sizes	Number in Bundles	Weight, Crated, Per Sink	Price, Per Sink, Crated
F400	End.	6	12x18	3	26	\$ 2.60
			14x20	3	80	\$ 3.30
			18x24	3	47	\$ 3.60
			18x36	3	65	\$ 5.25
			20x30	3	67	\$ 5.00
			20x36	3	75	\$ 5.75
			20x40	3	85	\$ 7.70
F402	End.	6	20x72	1	200	\$41.60
			16x24	3	40	\$ 3.50
F401	Center.	6	18x30	3	54	\$ 3.80
			22x48	2	140	\$11.60

Flat Rim
Square

Round
Corner

Schedule 5
Aug. 15, 1914

F400—F401 Sinks take F405 Backs. F402 Sinks take 403 Backs.

NOTE:—Flat Rim Sinks are always shipped crated.



The Standard Ideal Company Ltd.

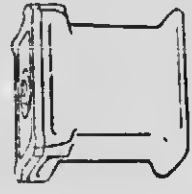
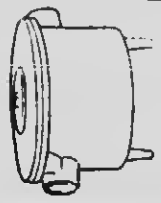
Sink Backs

Plate	Style	Height	Number in Bundle	Size	Wgt. per Back Crated		Price Each
					(3)	(6)	
F408	Shallow. F402 Sink.	12	3-6	24	27	23	\$2.75
				30	33	30	\$3.35
F405	Shallow. For F400-1 Sinks.	12	3-6	20	22	20	\$2.25
				24	27	23	\$2.75
				30	33	30	\$3.35
				36	46	40	\$4.25
				40	55	50	\$4.70
				48	70	65	\$6.20



Grease Traps

Plate	Size	Hgt.	Style	Enam. Inside		Enam. All Over	
				Wgt.	Price	Wgt.	Price
F410	16 1/2	12 1/2	Removable Top, Swivel Bolts, Hand-hole Cover.	100	\$16.85	100	\$24.95
F410 1/2	16 1/2	12 1/2	Removable Top, Swivel Bolts, No. H.H. Cover.	100	\$13.65	100	\$21.30
F411	10 1/2	10 1/2	Removable Top, Swivel Bolts, Brass Inlet and Outlet Connection For 2" Conn. add For N.P. Conn. add	70	\$16.10 \$ 3.35 \$ 1.85	100	\$19.95 \$ 3.35 \$ 1.85



The Standard Ideal Company Ltd

Page 24

WASH
SINKS

Plate	Style	Back	Depth	Width	Lgth.	Cock Holes, Tees, or Crosses		Wgt.	Price
						No.	U to C		
F455	Roll Rim, Separate Back, Wall Brkts, Overflow Waste Plug, N.P. Soap Cups.	12	8½	18	Feet	4	30	380	\$ 32.75
					6	4	24	600	\$ 52.85
					8	4	30	735	\$ 65.60
					10	6	24	870	\$ 77.75
					12	6	30	1095	\$ 97.20
					15	9	24	1310	\$116.60
					18	10	24	1550	\$128.75
					20	10	30	1900	\$161.60
					25	2	30	400	\$ 35.25
					8	4	24	620	\$ 57.75
F456	Same as above, ex- cept with Ptd. Floor Brkts.	12	8½	18	10	4	30	755	\$ 70.50
					12	6	24	900	\$ 82.65
					15	6	30	1125	\$102.05
					18	9	24	1350	\$123.95
					20	10	24	1600	\$136.05
					25	10	30	1950	\$171.30



Schedule 5
Aug. 15, 1914

The Standard Ideal Company Ltd

Page 25

The Standard Sdeal Company Ltd.

Plate	Style	Back	Depth	Width	Lenth.	Cock Holes, Tees, or Crosses		Wgt.	Price
						No.	C to C		
F457	Roll Rim, Ptd. Floor Brkts, Brass Sup- ply, Wall Straps, Tees, L.K. Stops, O'flow, Waste Plug, N.P. Soap Cups.		8 1/2	18	Feet	2	30	300	\$ 46.20
					5	4	24	480	\$ 67.40
					8	4	30	555	\$ 80.15
					10	8	24	860	\$102.05
					12	8	30	825	\$120.90
					15	9	24	990	\$141.50
					18	10	24	1200	\$155.55
					20	10	30	1450	\$195.60
					25	2	30	380	\$ 37.65
					8	4	24	600	\$ 58.85
F458	Roll Rim, Separate Backs, Ptd. Wall Brkts, Galv. Spray Pipe, L.K. Stops, Waste Plug, O'flow, N.P. Soap Cups.	12	8 1/2	18	10	4	30	735	\$ 72.35
					12	6	24	870	\$ 85.25
					15	6	30	1095	\$105.80
					18	9	24	1310	\$128.35
					20	10	24	1550	\$139.25
					25	10	30	1900	\$189.00



The Standard Ideal Company Ltd.

Page 26

WASH
SINKS

Plate	Style	Back	Depth	Width	Lgth.	Cock Holes, Tees, or Crosses		Wgt.	Price
						No.	C to C		
F459	Roll Rim, Separate Backs, Ptd. Wall Brkt., Galv. Sup- ply, N.P. Spouts, Controlling Valve, O'flow, Waste Plug.	12	8½	18	Feet	4	15	400	\$ 51.00
					5	8	12	820	\$ 72.30
					10	8	15	755	\$ 89.30
					12	12	12	900	\$108.85
					15	12	15	1125	\$131.85
					18	18	12	1350	\$157.35
					20	20	12	1800	\$174.40
					25	20	15	1950	\$216.90
					5	2	30	780	\$ 95.60
					8	4	24	1150	\$143.85
F480	Roll Rim, Double, Separate Backs, Conc. Galv. Sup- ply, Galv. Spray Pipes, Contr. Valves, O'flow, Waste Plugs, Enam. Soap Cups.	12	8½	36	10	4	30	1430	\$180.00
					12	8	24	1720	\$211.50
					15	8	30	2150	\$258.10
					18	9	24	2580	\$313.50
					20	10	24	2860	\$336.00
					25	10	30	3730	\$409.85



Schedule 5
Aug. 15, 1914

The Standard Ideal Company Ltd.

The Standard Sdeal Company Ltd.

WASH SINKS


Schedule 5
Aug. 15, 1914

Plate	Style	Back Depth	Width	Lgth.	Cock Holes, Tees, or Crosses		Wgt.	Price
					No.	C to C		
F461	Roll Rim, Double, O'low, Waste Plug, Enam. Union Strip and Soap Cups.	8 1/2	36	Feet				
				5	2	30	500	\$ 66.35
				8	2	30	800	\$104.60
				10	4	24	1000	\$130.10
				12	4	30	1200	\$153.00
				15	6	30	1500	\$187.50
F462	Inside Corner Section, with Outlet.	12	18	8 1/2	6	30	1800	\$228.00
					8	30	2000	\$244.85
					10	30	2600	\$302.25
					2x2			275
F463	Outside Corner Section, with Outlet.	12	18	8 1/2	2x2		275	\$ 30.35



The Standard Ideal Company Ltd.

Plate	Style	Back Depth	Width	Lgth.	Cock Holes, Tees, or Crosses		Wgt.	Price
					No.	C to C		
F464	Roll Rim, Separate Back, Overflow, Waste Plug, N.P. Soap Cup.	12	22	Feet 6	2	20 1/4	370	\$ 32.75
F465	Roll Rim, Ptd. Floor Brks, Galv. Iron Supply Pipe Sup- ports, L.K. Stop, Waste Plug, Enam. Soap Cups.	7 1/2	32	6	2	36	600	\$ 71.25
				12	4	36	1100	\$134.00
				15	5	36	1425	\$166.65
				18	6	36	1650	\$199.25
				21	7	36	1975	\$231.90
				24	8	36	2200	\$264.50
				27	9	36	2525	\$297.15
				30	10	36	3300	\$329.75



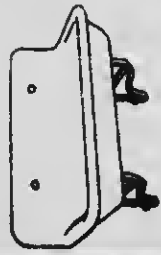

**WASH
SINKS**

The Standard Ideal Company Ltd.

Plate	Style	Back	Depth	Width	Lgth.	Cock Holes, Tees, or Crosses		Wgt.	Price					
						No.	C to C							
F466	Roll Rim, Ptd. Floor Brkts., Hot and Cold Galv. Supply Pipes, Pipe Supports, L.K. Stops Waste Plugs and Enam. Soap Cups.	7 1/2	32	Feet	6	2	36	000	\$ 74.85					
					12	4	36	1100	\$141.20					
					15	5	36	1425	\$175.65					
					18	6	36	1650	\$210.05					
					21	7	36	1976	\$244.50					
					24	6	36	2200	\$278.90					
					27	9	36	2525	\$313.35					
					30	10	36	3300	\$347.75					
					F467	Roll Rim, Ptd. Floor Brkts., Galv. Spray Pipe, Pipe Supports, Waste Plug, Enam. Soap Cups.	7 1/2	32	6				600	\$ 70.35
													1100	\$132.20
			1425	\$164.40										
			1650	\$196.55										
			1976	\$228.75										
			2200	\$260.90										
F469	Roll Rim, Integral Back, Conc. Hanger, Ptd. Brkt., Waste Plug and N.P. Soap Cup.	6	7	18 1/2	3	2	18	160	\$ 21.90					
								210	\$ 27.35					
								260	\$ 32.75					

Integral

Schedule 5
Aug. 15, 1914



1871

1872

1873

1874

1875

1876

1877

1878

1879

1880

1881

1882

1883

1884

1885

1886

The Standard Ideal Company Ltd.

Complying with the request of our trade, we have decided to furnish Painted Cast-iron Tanks hereafter with all Range Closets and Range Urinals unless otherwise ordered.

However, we can arrange to furnish Wood Copper-lined Tanks, as formerly supplied, without extra charge, but when so desired specific mention to this effect should be made on all orders or enquiries.

Tanks

The Standard Ideal Company Ltd.

Page 2
**RANGE
 CLOSETS**

RANGE CLOSET PARTS—Additions and Deductions

REGULAR PARTITIONS

FOR OPEN STALLS	Each	FOR PRIVATE ENCLOSURES	Each
F501-506 26" Wide	\$ 8.45	F501-506 36" Wide	\$15.65
F509-510 36" Wide	\$ 10.95	F509-510 42" Wide	\$17.60
F516-517 26" Wide	\$ 9.75	F516-517 36" Wide	\$16.40
F521-527 26" Wide	\$ 8.45	F521-527 36" Wide	\$15.65
F531-535 26" Wide	\$ 8.45	F531-535 36" Wide	\$15.65
36" Wide Partition for OPEN Stalls, suitable for use with F501-506, F516-517, F521-527, F531-535			
42" Wide Partition for PRIVATE ENCLOSURES, suitable for use with F501-506, F516-517, F521-527, F531-535			
BACKS, Single or Double, for all styles of Range Closets. Each, 24" \$7.85; 27" \$8.45; 30" \$ 9.05			
DOORS, for Private Enclosures, complete, including one Stile, Hinges, Lock and Pull.			
\$10.95 \$17.60 \$ 9.05 \$19.50			

Additions and
 Deductions

NOTE:—Prices quoted apply for the various individual parts if sold SEPARATELY. If Range Closets are wanted fitted up OTHER THAN AS SHOWN OR DESCRIBED ON THE ENSUING PAGES, DEDUCT amounts quoted above for PARTS NOT WANTED or ADD amounts quoted above for PARTS DESIRED.

Schedule 6
 Aug. 15, 1914

The Standard Sdeal Company Ltd.

Page 3

RANGE CLOSETS

RANGE CLOSET PARTS—Additions and Deductions (Continued)

SEATS, F501, Wood Seat with Hinges and Reinforcement.	\$ 3.50
F509, Wood Top Plate and Back Strip, with Seats, Hinges, and Reinforcements. Per Seat, 24" \$4.50; 27" \$5.00; 30"	\$ 5.50
F516, Wood Seats with Hinges and Seat Covers	\$ 4.50
F521, Wood Top Plate, with Back Strip Seats, Hinges and Reinforcement. Per Seat, 24" \$4.50; 27" \$5.00; 30"	\$ 5.50
F581, Wood Top Plate, with Back Strip Seats, Hinges and Reinforcements. Per Seat, 24 in. \$4.50; 27 in. \$5.00; 30 in.	\$ 5.50
STATIONARY WOOD SEATS for F501-506	\$ 2.70
STATIONARY ENAMELED SEATS (F504) for F501-506	\$ 5.10
HINGED ENAMELED SEATS AND FRAME STRIPS, (F528) for F521-527; F581-536. Per Seat, 24" \$10.55; 27" \$11.55; 30"	\$11.55
ENAMELED TOP PLATE WITH WOOD SEAT, Less Covers, (F524) for F521-27; F531-36. Per Seat, 24" \$8.45; 27" \$8.95; 30"	\$ 9.45
SEAT COVERS	\$ 1.10
SEAT REINFORCEMENTS, (Enameled)	\$ 1.70
VENTS, Tapping for 2" IRON VENT PIPE, for F501-506; F521-527; F581-536. Per Seat	\$ 1.85
6x2 VENT CONNECTION FOR SHEET IRON PIPE, for F501-506. Per Seat	\$ 1.85
VENTILATING EXTENSION for 14" Pipe, (Pipe to flue not included) (F525) for F521-27; F509-10; F581-36.	\$10.85
URINAL PARTITIONS, F551 to F580 Inc.	Each \$ 8.05

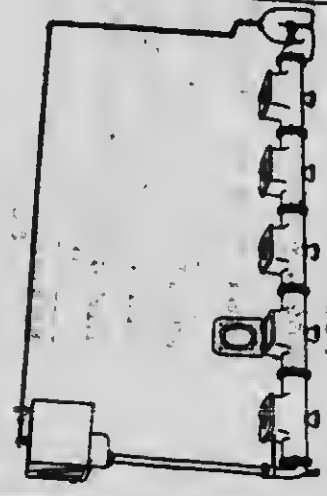
NOTE:—Prices quoted apply for the various individual parts if sold SEPARATELY. If Range Closets are wanted fitted up OTHER THAN AS SHOWN OR DESCRIBED ON THE ENSUING PAGES, DEDUCT amounts quoted above for PARTS NOT WANTED or ADD amounts quoted above for PARTS DESIRED.

Additions and
Deductions

Schedule 6
Aug. 15, 1914

The Standard Ideal Company Ltd

F601



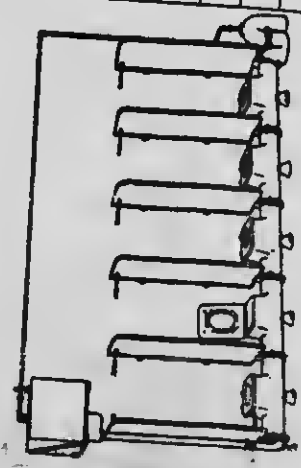
No. of Seats	24"		27"		30"	
	Weight	Price	Weight	Price	Weight	Price
2		\$ 33.35		\$ 37.00		\$ 90.30
3	750	\$ 99.60	795	\$104.30	830	\$109.70
4	350	\$119.00	905	\$125.30	950	\$132.50
5	930	\$133.40	1015	\$146.30	1075	\$155.30
3	1035	\$167.80	1135	\$167.30	1200	\$173.10
7	1130	\$177.20	1235	\$188.30	1315	\$200.90
3	1260	\$193.60	1355	\$209.30	1445	\$223.70
9	1370	\$213.00	1435	\$230.30	1575	\$246.50
10	1470	\$235.40	1535	\$251.30	1705	\$259.30
11	1580	\$254.30	1705	\$272.30	1830	\$292.10
12	1680	\$274.20	1815	\$293.30	1930	\$314.90

Square
Bowl

Syphonic
Action

The Standard Ideal Company Ltd

F502



No. of Seats	24"		27"		30"	
	Weight	Price	Weight	Price	Weight	Price
2		\$109.20		\$112.85		\$115.95
3	1085	\$183.40	1180	\$188.10	1155	\$148.50
4	1235	\$181.25	1290	\$187.55	1340	\$174.75
5	1400	\$189.10	1455	\$197.00	1515	\$205.00
6	1555	\$213.95	1625	\$226.45	1690	\$287.25
7	1805	\$244.80	1885	\$255.90	1960	\$258.50
8	1950	\$272.65	2045	\$285.85	2135	\$299.75
9	2110	\$300.50	2210	\$314.80	2315	\$381.00
10	2265	\$328.35	2375	\$344.25	2490	\$352.25
11	2425	\$358.20	2550	\$378.70	2675	\$398.50
12	2570	\$384.05	2705	\$408.15	2850	\$424.75

Square
Bowl

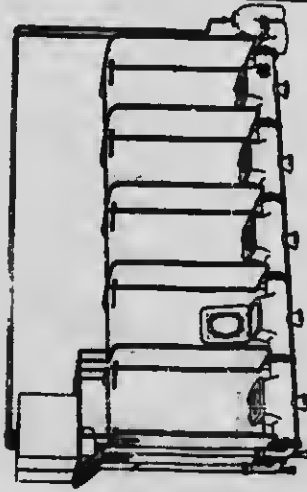
Syphonic
Action

With
Partitions

NOTE:—The Shipping Weights given above are for PARTITIONS constructed of SHEET STEEL.
 Weights of CAST IRON PARTITIONS will be given on application.

The Standard Ideal Company Ltd.

F502



No. of Seats	24"		27"		30"	
	Weight	Price	Weight	Price	Weight	Price
4		\$286.50		\$244.00		\$252.40
8	2345	\$293.95	2340	\$305.15	2425	\$317.75
8	2595	\$358.70	2715	\$373.70	2825	\$390.50
10	2995	\$423.45	3125	\$442.25	3250	\$463.25
12	3335	\$488.20	3495	\$510.30	3540	\$535.00
14	3395	\$552.95	3875	\$579.35	4050	\$603.75
16	4035	\$617.70	4305	\$647.90	4520	\$681.50
18	4305	\$682.45	4535	\$716.45	4305	\$754.25
20	4800	\$747.20	5070	\$785.00	5375	\$827.00
22	5200	\$811.95				
24	5555	\$876.70				

Square
 Bowl

**DOUBLE
 RANGE**
 With
 Partitions
 and Backs

Syphonic
 Action

Schedule 6
 Aug. 15, 1914


F504—Same as F501, except with Stationary Enamelled Seats. Add to F501 price, extra, per seat, \$1.50.

NOTE:—The Shipping Weights given above are for PARTITIONS constructed of SHEET STEEL. Weights of CAST IRON PARTITIONS will be given on application.

**RANGE
CLOSETS**

The Standard Ideal Company Inc.

F805



No. of Seats	24"		27"		30"	
	Weight	Price	Weight	Price	Weight	Price
2		\$143.70		\$150.25		\$152.05
3	1305	\$174.00	1385	\$177.10	1385	\$180.70
4	1455	\$202.95	1500	\$207.65	1535	\$213.05
5	1615	\$231.90	1635	\$238.20	1715	\$245.40
6	1775	\$250.35	1830	\$238.75	1835	\$277.75
7	2025	\$289.30	2090	\$299.30	2155	\$310.10
8	2165	\$313.75	2255	\$329.35	2335	\$342.45
9	2325	\$347.70	2415	\$350.40	2515	\$374.30
10	2435	\$376.65	2535	\$390.95	2635	\$407.15
11	2545	\$405.30	2755	\$421.50	2875	\$439.50
12	2790	\$434.55	2915	\$452.05	3050	\$471.85

Square
Bowl

One 30-inch
Enclosure
and Regular
Partitions
Seat Covers

Syphonic
Action

Schedule 6
Aug. 15, 1914

NOTE:—The Shipping Weights given above are for PARTITIONS constructed of SHEET STEEL.
Weights of CAST IRON PARTITIONS will be given on application.

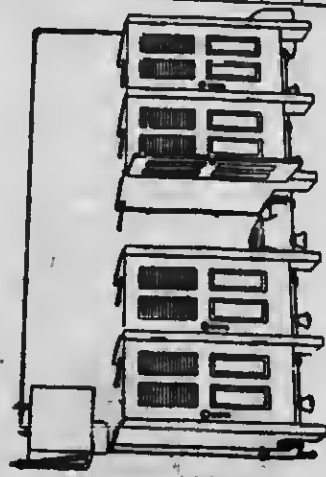
Square
 Bowl

All Private
 Enclosures

Syphonic
 Action

The Standard Ideal Company Ltd.

F506



No. of Seats	27"		30"	
	Weight	Price	Weight	Price
2		\$172.95		\$176.55
3	1455	\$225.40	1490	\$230.80
4	1695	\$281.55	1745	\$288.75
5	1990	\$337.70	2045	\$346.70
6	2255	\$393.85	2315	\$404.65
7	2495	\$450.00	2375	\$462.60
8	2750	\$506.15	2835	\$520.55
9	2995	\$562.30	3105	\$578.50
10	3325	\$618.45	3435	\$636.45
11	3645	\$674.60		\$694.40
12		\$730.75		\$752.35

NOTE:—The Shipping Weights given above are for PARTITIONS constructed of SHEET STEEL.
 Weights of CAST IRON PARTITIONS will be given on application.

The Standard Ideal Company Ltd.

RANGE CLOSETS

Center Outlet

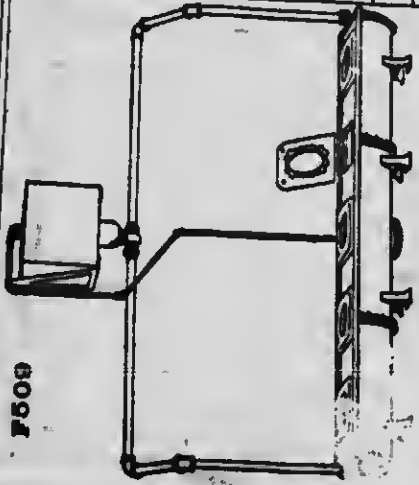
Syphonic Action

With Regular Partitions

Schedule 6
AUG. 15, 1914

The Standard Ideal Company Ltd

No. of Seats	24"		27"		30"	
	Weight	Price	Weight	Price	Weight	Price
2	585	\$ 95.75	880	\$ 99.35	685	\$102.95
3	835	\$113.00	870	\$118.40	910	\$123.80
4	1085	\$134.00	1085	\$141.20	1180	\$148.40
5	1285	\$155.00	1290	\$164.00	1845	\$173.00
6	1435	\$176.00	1500	\$188.80	1570	\$197.50
7	1840	\$197.00	1720	\$209.80	1795	\$222.20
8	1855	\$218.00	1945	\$232.40	2080	\$246.80
9	2080	\$289.00	2160	\$255.20	2250	\$271.40
10	2270	\$250.00				
2	855	\$128.80	885	\$132.20	905	\$135.80
8	1120	\$158.80	1155	\$162.20	1195	\$157.50
4	1875	\$188.75	1425	\$195.95	1475	\$203.15
5	1705	\$220.70	1755	\$229.70	1815	\$238.70
6	1945	\$252.85	2010	\$265.45	2080	\$274.25
7	2205	\$284.80	2285	\$297.20	2360	\$309.80
8	2485	\$316.55	2575	\$330.95	2680	\$345.35
9	2750	\$348.50	2850	\$364.70	2950	\$380.90
10	3080	\$380.45				



Same as F509, except with Regular Partitions.

NOTE: The Shipping Weights given above are for PARTITIONS constructed of SHEET STEEL. Weights of CAST IRON PARTITIONS will be given on application.

The Standard Ideal Company Ltd

Page 10

RANGE CLOSETS

Individual Bowl Flushing Rim


With Regular Partitions

Schedule 6
Aug. 15, 1914

No. of Seats	24"		27"		30"	
	Weight	Price	Weight	Price	Weight	Price
2		\$108.20		\$108.20		\$109.20
6	625	\$122.70	645	\$127.20	665	\$131.70
4	1010	\$147.00	1040	\$158.00	1065	\$159.00
5	1195	\$171.80	1225	\$176.80	1260	\$186.30
6	1875	\$195.60	1410	\$204.80	1455	\$218.80
7	1870	\$219.90	1615	\$230.40	1655	\$240.90
6	1750	\$244.20	1795	\$256.20	1645	\$286.20
9	1980	\$288.50	1985	\$282.00	2080	\$295.50
2		\$162.45		\$185.45		\$186.45
8	1125	\$161.70	1145	\$168.20	1185	\$170.70
4	1365	\$195.75	1395	\$201.75	1420	\$207.75
5	1600	\$229.80	1625	\$237.80	1665	\$244.80
8	1625	\$288.65	1680	\$272.65	1905	\$281.85
7	2120	\$297.90	2165	\$308.40	2205	\$318.90
5	2850	\$331.95	2895	\$346.95	2445	\$355.95
9	2560	\$356.00	2635	\$379.50	2885	\$398.00



F516



NOTE: The Shipping Weights given above are for PARTITIONS constructed of SHEET STEEL. Weights of CAST IRON PARTITIONS will be given on application.

Weights of CAST IRON PARTITIONS will be given on application.

Aug. 15, 1914

The Standard Ideal Company Ltd.

Page 11

RANGE CLOSETS

F621



No. of Seats	24"		27"		30"	
	Weight	Price	Weight	Price	Weight	Price
2	565	\$ 98.60	610	\$ 96.60	660	\$100.50
3	700	\$109.35	765	\$114.75	640	\$120.15
4	665	\$129.15	925	\$186.85	1015	\$143.55
5	975	\$148.95	1080	\$157.95	1190	\$166.95
6	1110	\$168.75	1285	\$179.55	1675	\$190.85
7	1265	\$186.55	1415	\$201.15	1565	\$218.75
8	1410	\$208.85	1580	\$222.75	1750	\$237.15
9	1545	\$226.15	1785	\$244.85	1935	\$260.55
10	1685	\$247.95	1695	\$265.95	2115	\$283.95
11	1625	\$267.75	2055	\$267.55	2290	\$307.85
12	1965	\$267.55	2210	\$309.15	2465	\$380.75
18	2100	\$307.35				
14	2335	\$327.15				
15	2870	\$346.95				

Syphonic Action

NOTE:—The Shipping Weights given above are for PARTITIONS constructed of SHEET STEEL. Weights of CAST IRON PARTITIONS will be given on application.

Schedule 6

Aug. 15, 1914

The Standard Ideal Company Ad.

Page 12

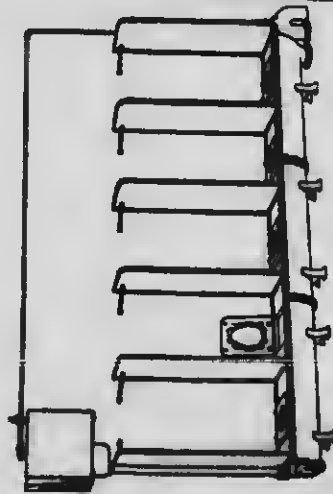
RANGE CLOSETS

Syphonic Action

With Regular Partitions

Schedule 6
Aug. 15, 1914

No. of Seats	24"		27"		30"	
	Weight	Price	Weight	Price	Weight	Price
2	740	\$118.85	785	\$122.25	880	\$125.85
3	920	\$148.15	985	\$148.55	1080	\$158.95
4	1100	\$171.40	1190	\$178.80	1280	\$185.80
5	1290	\$199.85	1395	\$208.65	1505	\$217.85
6	1470	\$227.90	1595	\$238.70	1780	\$249.50
7	1715	\$258.15	1865	\$288.75	2015	\$281.85
8	1895	\$284.40	2085	\$298.80	2240	\$313.20
9	2080	\$312.85	2270	\$328.85	2470	\$345.05
10	2285	\$340.90	2475	\$358.90	2895	\$378.90
11	2450	\$389.15	2880	\$388.95	2920	\$408.75
12	2640	\$397.40	2885	\$419.00	3140	\$440.80
13	2820	\$425.85				
14	3045	\$458.90				
15	3265	\$492.15				



F522

F523—Same as F521, except with Enamelled Seats and Frame Strips, add to F521 price, per seat \$8.05.
 F524—Same as F521, except with Enamelled Top Plates, Wood Seats and Covers, add to F521 price, per seat \$5.05.

NOTE:—The Shipping Weights given above are for PARTITIONS constructed of SHEET STEEL. Weights of CAST IRON PARTITIONS will be given on application.

IRON PARTITIONS will be given on application.

The Standard Ideal Company Ltd

Page 13
**RANGE
 CLOSETS**

F626

No. of Seats	24"		27"		30"	
	Weight	Price	Weight	Price	Weight	Price
2	740	\$113.75	325	\$117.35	920	\$120.95
3	925	\$134.85	1050	\$140.25	1190	\$145.65
4	1105	\$159.70	1275	\$163.90	1430	\$174.10
5	1295	\$184.55	1500	\$193.55	1725	\$202.55
6	1480	\$209.40	1725	\$220.20	2000	\$231.00
7	1630	\$234.25	1970	\$243.35	2235	\$259.45
8	1870	\$259.10	2200	\$273.50	2560	\$287.90
9	2055	\$283.95	2425	\$300.15	2830	\$313.35
10	2245	\$308.30	2655	\$323.80	3105	\$344.30
11	2420	\$333.65	2885	\$353.45	3370	\$373.25
12	2620	\$353.50	3110	\$380.10	3640	\$401.70
13	2800	\$363.35				
14	3035	\$408.20				
15	3170	\$433.05				

Syphonic
 Action

Enameled
 Top Plates
 Wood Seats
 and Covers

Ventilating
 Extension

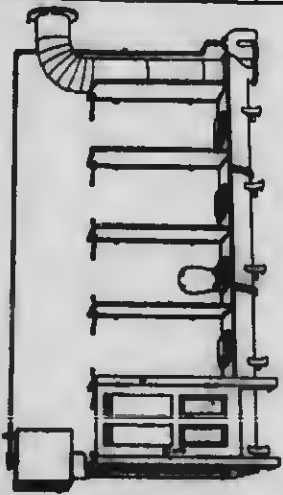
Schedule 6
 Aug. 15, 1914



The Standard Ideal Company Ltd.

Page 14
**RANGE
 CLOSETS**

FE28



No. of Seats	24"		27"		30"	
	Weight	Price	Weight	Price	Weight	Price
2	1275	\$176.60	1315	\$173.40	1370	\$130.20
3	1490	\$203.15	1575	\$209.75	1675	\$213.35
4	1720	\$239.45	1345	\$244.85	1990	\$260.25
5	1960	\$272.75	2120	\$279.95	2305	\$237.15
6	2185	\$303.05	2390	\$315.05	2620	\$324.05
7	2320	\$339.35	2670	\$350.15	2840	\$360.95
8	2555	\$372.65	2840	\$335.25	3155	\$397.35
9	2820	\$405.95	3150	\$420.35	3515	\$434.75
10	3040	\$439.25	3410	\$455.45	3820	\$471.65
11	3275	\$472.55	3685	\$490.55	4130	\$503.55
12	3500	\$505.85	3950	\$525.65	4435	\$545.45
13	3725	\$539.15				
14	4055	\$572.45				
15	4375	\$605.75				

Syphonic Action
 Enameled Top Plates Wood Seats and Covers
 One 30-inch Enclosure and Regular Partitions
 Ventilating Extension


Schedule 6
 Aug. 15, 1914

NOTE:—The Shipping Weights given above are for PARTITIONS constructed of SHEET STEEL. Weights of CAST IRON PARTITIONS will be given on application.

Page 15
**RANGE
 CLOSETS**

The Standard Ideal Company Ltd.

F527



No. of Seats	27"		30"	
	Weight	Price	Weight	Price
2	1810	\$208.30	1895	\$206.90
3	1670	\$261.80	1810	\$286.75
4	2020	\$328.10	2205	\$380.35
5	2440	\$384.90	2665	\$398.95
6	2795	\$446.70	3070	\$457.55
7	3170	\$508.50	3585	\$521.15
8	3545	\$570.80	3900	\$584.75
9	3905	\$632.10	4810	\$848.35
10	4340	\$693.90	4790	\$711.90
11	4785	\$755.70	5255	\$775.55
12	5105	\$817.50	5760	\$889.15

Symphonic
 Action

All Private
 Enclosures

Enameled
 Top Plates
 Wood Seats
 and Covers

Ventilating
 Extension

Schedule 6
 Aug. 15, 1914

NOTE:—The Shipping Weights given above are for PARTITIONS constructed of SHEET STEEL.
 Weights of CAST IRON PARTITIONS will be given on application.

The Standard Ideal Company Ltd.

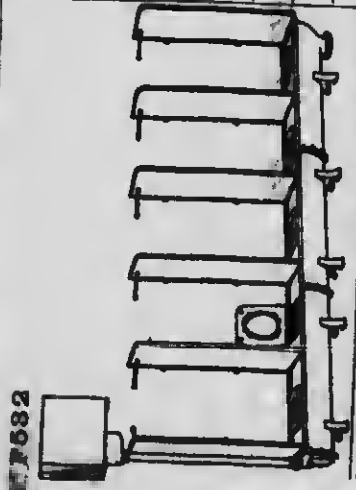

**RANGE
CLOSETS**

Washout

With
Regular
Partitions

Schedule 6
Aug. 15, 1914

No. of Seats	24"		27"		30"	
	Weight	Price	Weight	Price	Weight	Price
2	520	\$ 75.35	565	\$ 79.70	610	\$ 83.80
3	685	\$ 90.50	750	\$ 97.05	815	\$102.45
4	850	\$109.30	935	\$118.05	1020	\$125.25
5	1010	\$126.10	1115	\$139.05	1225	\$146.05
6	1170	\$146.90	1300	\$160.05	1425	\$170.65
7	1335	\$165.70	1480	\$161.05	1625	\$193.65
8	1495	\$164.50	1690	\$202.05	1800	\$216.45
9	1655	\$203.30	1845	\$223.05		
10	1820	\$222.10				
2	695	\$100.70	740	\$105.05	785	\$108.65
3	905	\$124.40	970	\$130.95	1035	\$136.35
4	1115	\$151.35	1200	\$160.40	1285	\$167.60
5	1325	\$176.90	1440	\$169.35	1540	\$193.65
6	1530	\$206.15	1660	\$219.30	1785	\$230.10
7	1735	\$233.40	1930	\$246.75	2075	\$281.85
8	1930	\$230.65	2145	\$276.20	2285	\$292.30
9	2190	\$237.90	2330	\$307.35		
10	2400	\$315.15				



NOTE: The Shipping Weights given above are for PARTITIONS constructed of SHEET STEEL. Weights of CAST IRON PARTITIONS will be given on application.

97 Standard 101-102

**RANGE
CLOSETS**

Washout

Enameled
Top Plates
Wood Seats
and Covers
Ventilating
Extension

One 30-inch
Enclosure
and Regular
Partitions

Schedule 6

Aug. 15, 1914

The Standard Ideal Company Ltd.

F533



No. of Seats	24"		27"		30"	
	Weight	Price	Weight	Price	Weight	Price
2	690	\$ 95.80	715	\$100.15	740	\$103.75
3	895	\$118.00	980	\$132.55	965	\$127.95
4	1100	\$139.85	1145	\$148.80	1190	\$155.80
5	1300	\$183.70	1355	\$174.65	1415	\$183.65
6	1500	\$187.55	1570	\$200.70	1635	\$211.50
7	1705	\$211.40	1780	\$228.75	1855	\$289.85
8	1905	\$235.25	1990	\$252.80	2080	\$287.20
9	2105	\$259.10	2205	\$278.85		
10	2310	\$282.95				

F534



2	1140	\$159.05	1185	\$181.20	1190	\$183.00
3	1375	\$187.70	1410	\$192.05	1445	\$195.65
4	1630	\$220.00	1875	\$226.55	1720	\$231.95
5	1875	\$252.80	1935	\$261.05	1995	\$288.25
6	2125	\$284.60	2195	\$295.55	2260	\$304.55
7	2375	\$316.90	2450	\$330.05	2525	\$340.85
8	2620	\$349.20	2705	\$364.55	2795	\$377.15
9	2810	\$381.50	2910	\$399.05		
10	3280	\$413.80				

NOTE: The Shipping Weights given above are for PARTITIONS constructed of SHEET STEEL. Weights of CAST IRON PARTITIONS will be given on application.

Washout

All Private
 Enclosures

Seat Covers

Ventilating
 Extension

Schedule 6
 Aug. 15, 1914

The Standard Ideal Company Ltd.

F535



No. of Seats	27"		30"	
	Weight	Price	Weight	Price
2	910	\$178.20	955	\$181.80
3	1175	\$281.80	1240	\$237.20
4	1450	\$289.05	1535	\$298.25
5	1720	\$848.30	1830	\$855.80
6	2000	\$408.55	2125	\$414.85
7	2285	\$480.80	2480	\$478.40
8	2580	\$518.05	2700	\$582.45
9	2890	\$575.30		

NOTE:—The Shipping Weights given above are for PARTITIONS constructed of SHEET STEEL.
 Weights of CAST IRON PARTITIONS will be given on application.

The Standard Ideal Company Ltd.

F561



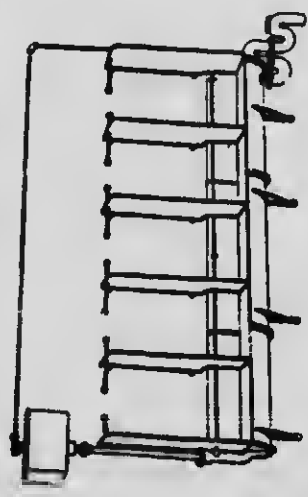
Length	Weight	Price
4'	470	\$ 86.06
5'	516	\$ 96.65
6'	580	\$108.26
7'	680	\$119.85
8'	690	\$181.45
9'	740	\$143.05
10'	800	\$154.65
11'	855	\$166.25
12'	910	\$177.85
13'	965	\$189.45
14'	1025	\$201.05
15'	1080	\$212.65
16'	1185	\$224.25

Syphonic
Action


Plain
Trough

The Standard Ideal Company Ltd

F552



F553



Length	Weight	Price
4'	560	\$103.20
6'	695	\$132.45
8'	835	\$161.70
10'	970	\$190.95
12'	1105	\$220.20
14'	1250	\$249.45
16'	1395	\$278.70

Length	Weight	Price
4'	500	\$ 92.45
6'	620	\$119.35
8'	745	\$146.25
10'	870	\$173.15
12'	995	\$200.15
14'	1120	\$226.95
16'	1245	\$253.85

Synhonic
Action

Plain
Trough

With
Partitions


Lipped
Trough

NOTE:—The Shipping Weights given above are for PARTITIONS constructed of SHEET STEEL.
Weights of CAST IRON PARTITIONS will be given on application.

URINALS

The Standard Ideal Company Ltd.

F554




Length	Weight	Price	Syphonic Action
4'	590	\$110.60	
6'	740	\$148.55	
8'	890	\$176.50	Lipped Trough
10'	1040	\$209.45	
12'	1190	\$242.40	
14'	1350	\$275.35	
16'	1505	\$308.30	With Partitions

NOTE:—The Shipping Weights given above are for PARTITIONS constructed of SHEET STEEL.
Weights of CAST IRON PARTITIONS will be given on application.



MICROCOPY RESOLUTION TEST CHART

(ANSI and ISO TEST CHART No. 2)



APPLIED IMAGE Inc

165 1/2 East Main Street
Rochester, New York 14609 USA
(716) 482 - 0300 - Phone
(716) 288 - 5989 - Fax

The Standard Ideal Company Ltd.

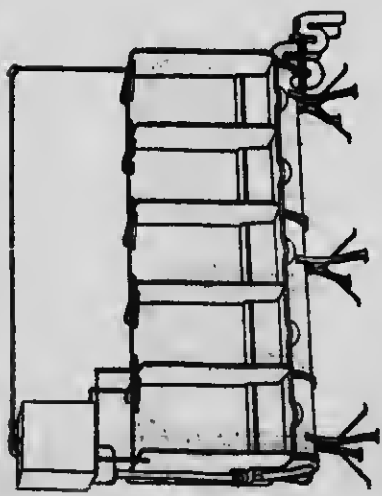
Page 22

URINALS

Length	Weight	Price
4'	1150	\$233.50
6'	1500	\$305.60
8'	1860	\$377.70
10'	2215	\$449.80
12'	2575	\$521.90
14'	2940	\$594.00
16'	3320	\$666.10

Length	Weight	Price
4'	1100	\$218.70
6'	1420	\$283.40
8'	1750	\$348.10
10'	2075	\$412.30
12'	2405	\$477.50
14'	2750	\$542.20
16'	3100	\$606.90

F555



F555}

Same as F555 except with plain trough.

Handwritten note: The weights given above are for PARTITIONS constructed of SHEET STEEL.

Schedule 6
Aug. 15, 1914

NOTE:—The Shipping Weights given above are for PARTITIONS constructed of SHEET STEEL. Weights of CAST IRON PARTITIONS will be given on application.

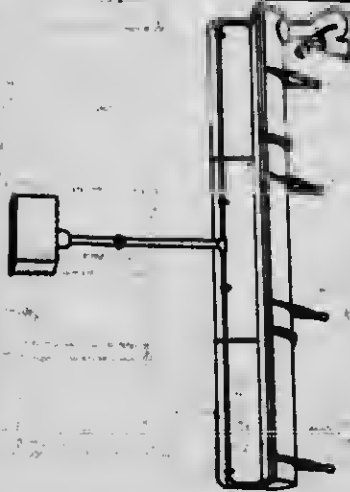
NOTE:—The shipping weights given above are for PARTITIONS constructed of SHEET STEEL. Weights of CAST IRON PARTITIONS will be given on application.

Aug. 13, 1914

The Standard Ideal Company Ltd.

Page 23

F557

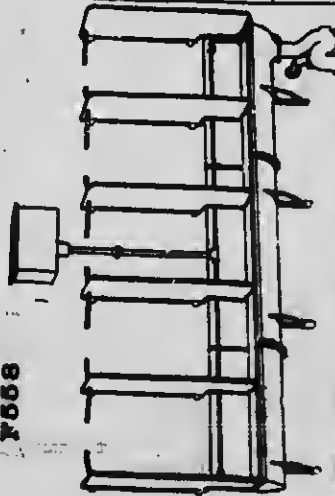


Length	Weight	Price	Length	Weight	Price
4'	300	\$ 74.10	12'	690	\$171.30
5'	335	\$ 86.25	14'	795	\$195.60
6'	385	\$ 98.40	16'	895	\$219.90
7'	435	\$110.55	18'	995	\$244.20
8'	490	\$122.70	20'	1105	\$268.50
10'	590	\$147.00			

URINALS

Washout
Flushing Rim

F558



4'	400	\$ 92.25	14'	1025	\$244.00
6'	500	\$122.60	16'	1155	\$274.85
8'	635	\$152.95	18'	1280	\$304.70
10'	760	\$183.80	20'	1415	\$335.05
12'	835	\$213.65			

With
Partitions

Centre Tank

Schedule 6

Aug. 15, 1914

NOTE:—The shipping weights given above are for PARTITIONS constructed of SHEET STEEL. Weights of CAST IRON PARTITIONS will be given on application.

The Standard Ideal Company Ltd.

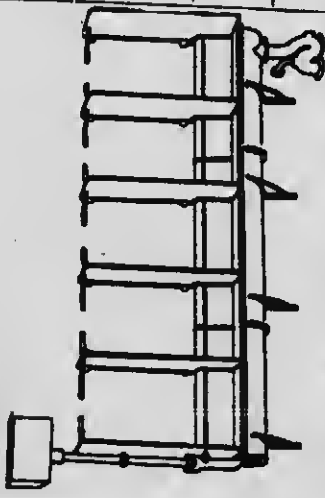
URINALS

Length	Weight	Price	Length	Weight	Price
4'	320	\$ 74.10	10'	625	\$147.00
5'	370	\$ 86.25	12'	725	\$171.30
6'	420	\$ 98.40	14'	830	\$195.60
7'	470	\$110.55	16'	930	\$219.90
8'	525	\$122.70			
4'	440	\$ 92.25	12'	920	\$213.65
6'	535	\$122.60	14'	1055	\$244.00
8'	670	\$152.95	16'	1190	\$274.36
10'	795	\$183.30			

F559



F560



Washout
Flushing Rim

End Tank

With
Partitions

Schedule 6
Aug. 15, 1914

NOTE:—The Shipping Weights given above are for PARTITIONS constructed of SHEET STEEL.
Weights of CAST IRON PARTITIONS will be given on application.

NOTE: The Shipping Weights given above are for PARTITIONS constructed of SHEET STEEL.
 Weights of CAST IRON PARTITIONS will be given on application.

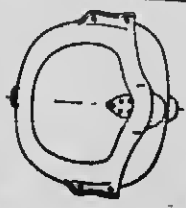
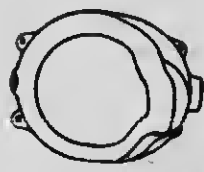
Aug. 15, 1914

The Standard Ideal Company Ltd.

Page 25
 URINALS

Corner
 Sections
 Schedule 6
 Aug. 15, 1914

Plate	Style	Weight	Price
F571	Flat Back Lipped Urinal, with inlet and outlet couplings. Enameled all-over.	70	\$14.55
F572	Corner Lipped Urinal, with inlet and outlet couplings. Enameled all-over.	70	\$14.55
F573	Inside Corner Section, for Roll Rim Urinals.	225	\$24.00
F573½	Outside Corner Section, for Roll Rim Urinals.	225	\$24.00



The Standard Sdeal Company Ltd.

Page 26
URINALS

Plate	Style	Length	Less Pipe-Stop and Trap		Extra for Pipe and Stop		Lipped	Separate Backs	On Brackets	Plain Trough	Separate Back	On Brackets	Plain Trough	Integral Back	On Hangers		
			Weight	Price	Weight	Price											
F574 F575	Lipped Separate Backs	2'	130	\$17.20	15	\$ 2.55											
		4'	240	\$28.85	15	\$ 4.05											
		6'	355	\$44.55	20	\$ 5.55											
		8'	475	\$81.05	20	\$ 7.05											
		10'	600	\$77.55	25	\$ 8.55											
		12'	785	\$94.05	35	\$10.05											
		F575 1/2	Plain Separate Backs	2'	130	\$13.40	15	\$ 2.55									
				3'	185	\$17.25	15	\$ 3.30									
				4'	240	\$21.05	15	\$ 4.05									
				5'	295	\$26.75	20	\$ 4.80									
				6'	355	\$33.15	20	\$ 5.55									
				7'	415	\$39.50	20	\$ 6.30									
8'	475			\$46.85	20	\$ 7.05											
9'	535			\$52.20	25	\$ 7.80											
10'	600			\$58.55	25	\$ 8.55											
12'	650			\$71.25	35	\$10.05											
14'	785			\$83.95	35	\$11.55											
15'	880			\$90.30	40	\$12.30											
F578 F577	Plain Trough Integral Back	2'	140	\$13.40	15	\$ 2.55											
		3'	200	\$15.30	15	\$ 3.30											
		4'	250	\$17.25	15	\$ 4.05											
		5'	310	\$19.10	20	\$ 4.80											
		6'	375	\$21.05	20	\$ 5.55											



Schedule 6
Aug. 15, 1914


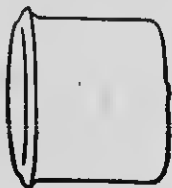
On riangers
Schedule 6
Aug. 15. 1914

\$ 6.56
20
\$ 21.00
\$ 1.00
\$ 1.00

The Standard Ideal Company Ltd.

P. 27
CLOSET
TANKS

Plate	Style	Weight	Enam. Inside	Enam. All over
F585	Low Pattern, Square Front.	With Fittings	\$ 14.45	\$ 16.10
		Without Fittings	\$ 8.25	\$ 9.90
F586	Low Pattern, Round Front.	With Fittings	\$ 14.45	\$ 16.10
		Without Fittings	\$ 8.25	\$ 9.90
F586½	Low Pattern, Serpentine Front.	With Fittings	\$ 16.45	\$ 18.10
		Without Fittings	\$ 10.25	\$ 11.90
F587	High Pattern.	With Fittings	\$ 9.95	\$ 11.45
		Without Fittings	\$ 5.75	\$ 7.25



Low Pattern
Square Front

Low
Round Front

Low
Serpentine
Front

High Tank

Schedule 6
Aug. 15, 1914

The Standard Ideal Company Ltd.

URINALS

Hoppers

Flushing
Rim

Philadelphis
Pattern

Traps

Schedule 6
Aug 15, 1914

Plate	Style	Weight	Emam. Inside	Emam. All Over
F590	Long Flushing Rim.	50	\$ 5.25	\$6.95
F591	" " with S. A.	50	\$ 5.45	\$7.15
F592	Short Flushing Rim.	35	\$5.25	\$6.95
F598	" " with S. A.	35	\$5.45	\$7.15
F594	New Pattern Philadelphia.	35	\$2.60	\$4.10
F594 1/2	" " with S. A.	35	\$2.80	\$4.30
F595	Old Pattern Philadelphia.	30	\$2.40	\$3.90
F595 1/2	" " with S. A.	30	\$2.60	\$4.10
F596	1/2 "S" Trap	20	\$1.95	\$3.05
F597	Full "S" Trap.	25	\$2.00	\$3.10



Drilling Hoppers for Stationary Seat, extra \$1.10.

The Standard Ideal Company Ltd.

CAR LOAD FREIGHT RATES—ENAMELED IRON WARE To Northern and Northwestern Ports

PORT HOPE To	BATH TUBS	LAUNDRY TRAYS	SINKS	LAVATORIES
Calgary	\$1.33 cwt.	\$1.33 cwt.	\$1.33 cwt.	\$1.33 cwt.
Edmonton	1.33 "	1.33 "	1.33 "	1.33 "
New Westminster	1.35 "	1.35 "	1.35 "	1.50 "
Saskatoon	1.09 "	1.09 "	1.09 "	1.09 "
Vancouver	1.35 "	1.35 "	1.35 "	1.50 "
Victoria	1.35 "	1.35 "	1.35 "	1.50 "
Winnipeg69 "	.69 "	.69 "	.69 "

PORT HOPE TO	NET RATES—Above Rates less Freight Allowances.			
Calgary	\$1.27 cwt.	\$1.27 cwt.	\$1.27 cwt.	\$1.27 cwt.
Edmonton	1.27 "	1.27 "	1.27 "	1.27 "
New Westminster	1.30 "	1.30 "	1.30 "	1.45 "
Saskatoon	1.03 "	1.03 "	1.03 "	1.03 "
Vancouver	1.30 "	1.30 "	1.30 "	1.45 "
Victoria	1.30 "	1.30 "	1.30 "	1.45 "
Winnipeg63 "	.63 "	.63 "	.63 "

Drilling Hoppers for Stationary Seat, extra \$1.10.

The Standard Ideal Company Ltd.

ALBERTA

FREIGHT RATES TO TOWN	FROM JOBING POINT	CLASSES	
		3rd L.O.L.	5th O.L.
Aliz.	Edmonton.	28	19
Banff.	Calgary.	25	17
Blairmore.	Calgary.	36	25
Bassano.	Calgary.	25	17
Castor.	Edmonton.	38	26
Cardston.	Calgary.	57	40
Coleman.	Calgary.	38	26
Camrose.	Edmonton.	25	18
Carstairs.	Calgary.	18	13
Crossfield.	Calgary.	14	10
Clareholme.	Calgary.	25	17
Calgary.	Jobbing Point.
Coronation.	Edmonton.	40	27
Edmonton.	Jobbing Point.
For Saskatchewan.	Edmonton.
Frank.	Calgary.	36	25
Gleichen.	Calgary.	20	14
High River.	Calgary.	16	11
Innisfail.	Calgary.	24	17
Lacombe.	Calgary.	27	18
Lonebutt.
Lloydminster.	Edmonton.
Lethbridge.	Calgary.	33	23
Medicine Hat.	Calgary.	29	20
MacLeod.	Calgary.	26	18
Olds.	Calgary.	20	14
Okotoks.	Calgary.	14	10
Pincher Creek.	Calgary.	31	24
Ponoka.	Edmonton.	22	15
Raymond.	Calgary.	49	34
Red Deer.	Calgary.	27	18

Schedule 7. Aug. 15, 1914

The Standard Ideal Company Ltd.

ALBERTA—Continued

FREIGHT RATES TO TOWN	FROM JOBBING POINT	CLASSES	
		3rd C.O.L.	5th C.L.
Sedgewick.	Calgary	45	29
Stettler.	Calgary	37	24
Strathmore.	Calgary	14	10
Strathcona.	Calgary	42	28
Taber.	Calgary	38	26
Vegreville.	Edmonton
Vermillion.	Edmonton
Wainwright.
Wetaskiwin.	Calgary	27	18

The Standard Ideal Company Ltd.

BRITISH COLUMBIA

FREIGHT RATES TO TOWN	FROM JOBING POINT	CLASSES	
		3rd L.O.L.	5th O.L.
Alberni.	Vancouver.	41	28
Armstrong.	Vancouver.	95	65
Ashcroft.	Vancouver.	63	42
Canbrook.	Vancouver.	131	89
Coquitlam.	Vancouver.	14	10
Collingwood.	Vancouver.	19	07
Duncan's.	Vancouver.	24	16
Esquimalt.	Vancouver.	32	24
Edmonds Station.
Fernie.	Vancouver.	140	94
Greenwood.	Vancouver.	144	96
Grand Forks.	Vancouver.	139	93
Golden.	Vancouver.	108	73
Hazelton.	Vancouver.	76	52
Haney.	Vancouver.	18	13
Hollyburn.
Kamloops.	Vancouver.	73	48
Kaslo.	Vancouver.	124	83
Kelowna.	Vancouver.	105	69
Ladner.
Ladysmith.	Vancouver.	21	13
Michel.	Vancouver.	142	96
Mission.	Vancouver.	22	16
Merritt.	Vancouver.	73	49
Nanaimo.	Vancouver.	24	16
Nelson.	Vancouver.	1.15	77
New Denver.	Vancouver.	1.15	77
New Westminster.	Vancouver.	12	8
North Vancouver.	Vancouver.
Nakusp.	Vancouver.	1.15	77
Phoenix.	Vancouver.	1.44	96
Prince Rupert.	Vancouver Boat,		
Penticton.	Vancouver.	108	71
Princeton.	Vancouver.	158	115

NOV 27 1914

Schedule 7. Aug. 15, 1914

The Standard Ideal Company Ltd.

BRITISH COLUMBIA—Continued

FREIGHT RATES TO TOWN	FROM JOBING POINT	CLASSES	
		3rd L.O.L.	5th O.L.
Revelstoke.	Vancouver.9	67
Rosland.	Vancouver.	1.15	77
Salmon Arm.	Vancouver.	86	59
Summerland.	Vancouver.	1.05	69
Steveston.	Vancouver.
Trail.	Calgary.	1.15	77
Vernon.	vancouver.	99	67
Vancouver.	Jobbing Point.
Victoria.	Vancouver.	33	25

and 17 224. Job-

Schedule 7. Aug. 15, 1914

The Standard Ideal Company Ltd.

MANITOSA

FREIGHT RATES TO TOWN	FROM JOBING POINT	CLASSES	
		3rd L.O.L.	5th C.L.
Altona.	Winnipeg.	18	13
Brandon.	Winnipeg.	30	21
Beausejour.	Winnipeg.	14	10
Baldur.	Winnipeg.	27	19
Binscarth.	Winnipeg.	40	27
Birtle.	Winnipeg.	36	25
Boissevain.	Winnipeg.	36	25
Carberry.	Winnipeg.	26	18
Carman.	Winnipeg.	16	11
Cartwright.	Winnipeg.	31	22
Crystal City.	Winnipeg.	29	20
Cypress River.	Winnipeg.	25	17
Dauphin.	Winnipeg.	35	24
Darlingford.	Winnipeg.	25	17
Deloraine.	Winnipeg.	38	26
Elk Horn.	Winnipeg.	36	25
Elm Creek.	Winnipeg.	16	11
Emerson.	Winnipeg.	20	14
Gilbert Plains.	Winnipeg.	36	25
Gimli.	Winnipeg.	18	13
Gladstone.	Winnipeg.	24	17
Glenboro.	Winnipeg.	26	18
Grand View.	Winnipeg.	38	26
Gretna.	Winnipeg.	21	15
Hamiota.	Winnipeg.	34	24
Hartney.	Winnipeg.	34	24
Holland.	Winnipeg.	24	17
Kenton.	Winnipeg.	35	24
Killarney.	Winnipeg.	34	24
Manitou.	Winnipeg.	26	18
Melita.	Winnipeg.	36	25
Minnedosa.	Winnipeg.	30	21
MacGregor.	Winnipeg.	22	16
Miniota.	Winnipeg.	36	25
Morden.	Winnipeg.	22	16
Morris.	Winnipeg.	14	10

Schedule 7. Aug. 15, 1914

The Standard Ideal Company Ltd.

MANITOBA—Continued

FREIGHT RATES TO TOWN	FROM JOBING POINT	CLASSES	
		3rd L.O.L.	5th O.L.
Norwood.	Winnipeg.
Napinka.	Winnipeg.	36	25
Neepawa.	Winnipeg.	27	19
Oak Lake.	Winnipeg.	34	24
Portage la Prairie.	Winnipeg.	20	14
Pilot Mound.	Winnipeg.	29	20
Plum Coulee.	Winnipeg.	20	14
Rapid City.	Winnipeg.	31	22
Reston.	Winnipeg.	36	25
Rivers.	Winnipeg.	33	23
Roblin.	Winnipeg.	43	29
Roland.	Winnipeg.	20	14
Rosburn.	Winnipeg.	36	25
Russell.	Winnipeg.	40	27
Selkirk.	Winnipeg.	10	07
Shoal Lake.	Winnipeg.	35	24
Sidney.	Winnipeg.	25	17
Somerset.	Winnipeg.	25	17
Souris.	Winnipeg.	33	23
Stonewall.	Winnipeg.	10	07
Swan Lake.	Winnipeg.	25	17
Swan River.	Winnipeg.	46	31
St. Boniface.	Winnipeg.
St. Jean Baptiste.	Winnipeg.	16	11
Transcona.	Winnipeg.	09	06
Treherne.	Winnipeg.	21	15
Virden.	Winnipeg.	36	25
Winnipeg.	Jobbing Point.
Waskada.	Winnipeg.	40	27
Winkler.	Winnipeg.	21	15

The Standard Ideal Company Ltd.

NEW BRUNSWICK

FREIGHT RATES TO TOWN	FROM JOBING POINT	CLASSES	
		3rd L.O.L.	5th O.L.
Chatham.	Amberst.	24	16
Campbellton.	St. John.	29	19
Dalhousie.	St. John.	29	19
East Florenceville.	St. John.	30	20
Edmundston.	St. John.	35	21
Fredericton.	St. John.	29	19
Grand Falls.	St. John.	35	33
Hillsborough.
Moncton.	Amberst.	15	10
Newcastle.	Amberst.	24	16
New Florenceville.	St. John.	30	20
Petitecodiac.	St. John.	17	11
Perth.	St. John.	32	21
Sackville.	Amberst.	7	5
St. John.	Jobbing Point.
St. Andrews.	St. John.	13	09
St. Stephen.	St. John.	13	09
Shediac.	Amberst.	17	11
Sussex.	St. John.	14	09
St. George.	St. John.	13	12
Woodstock.	St. John.	29	19

The Standard Ideal Company Ltd.

NOVA SCOTIA

FREIGHT RATES TO TOWN	FROM JOBING POINT	CLASSES	
		3rd L.O.L.	5th O.L.
Annapolis.	St. John.	16	11
Antigonish.	Halifax.	23	16
Amherst.	Jobbing Point.
Bridgewater.	Halifax.	17	11
Chester.	Halifax.	15	10
Dartmouth.	Halifax.	11	07
Digby.	St. John.	14	10
Glace Bay.	Sydney.	09	06
Halifax.	Jobbing Point.
Kentville.	Halifax.	18	12
Lunenburg.	Halifax.	11	07
Liverpool.	Halifax.	14	09
Mahone Bay.	Halifax.	17	11
New Glasgow.	Halifax.	22	15
North Sydney.	Sydney.	09	06
Pictou.	Halifax.	22	15
Sydney.	Jobbing Point.
Shelburne.	Halifax.	18	12
Springhill.	Amherst.	11	07
Stellarton.	Halifax.	22	15
Sydney Mines.	Sydney.	09	06
Truro.	Halifax.	17	11
Windsor.	Halifax.	15	09
Westville.	Halifax.	22	15
Yarmonth.	St. John.	16	12

Schedule 7. Aug. 15, 1914

The Standard Ideal Company Ltd.

ONTARIO

FREIGHT RATES TO TOWN	FROM JOBING POINT	CLASSES	
		3rd L.O.L.	5th C.L.
Acton.	Hamilton.	14	9
Alexandria.	Montreal.	17	11
Alliston.	Toronto.	15	10
Almonte.	Ottawa.	14	09
Amherstburg.	Windsor.	14	9
Arnprior.	Ottawa.	14	9
Aurora.	Toronto.	11	7
Aylmer.	London.	18	12
Barrie.	Toronto.	18	12
Beamsville.	Hamilton.	11	7
Belleville.	Port Hope.	15	10
Berlin.	Galt.	9	6
Blenheim.	London.	18	12
Bobcaygeon.	Port Hope.	14	9
Bowmanville.	Port Hope.	11	7
Bracebridge.	Toronto.	24	16
Brampton.	Toronto.	12	8
Brantford.	Galt.	11	7
Bridgeburg.	Hamilton.	18	12
Brighton.	Port Hope.	12	8
Brockville.	Ottawa.	26	17
Bruce Mines.	Toronto.	49	32
Brussels.	London.	20	13
Burlington.	Hamilton.	7	5
Bothwell.	London.	15	10
Caledonia.	Hamilton.	11	7
Campbellford.	Port Hope.	18	12
Cardinal.	Montreal.	23	15
Carleton Place.	Ottawa.	12	08
Chatham.	Windsor.	15	10
Cayuga.	Hamilton.	14	09
Chippawa.	Hamilton.	18	12
Chapleau.	Toronto.	57	38
Clinton.	London.	17	11
Cobalt.	Toronto.	50	33
Cobourg.	Port Hope.	7	5
Cochrane.	Toronto.	57	38
Colborne.	Port Hope.	12	8
Coldwater.	Toronto.	21	14
Collingwood.	Toronto.	21	14
Copper Cliff.	Toronto.	42	28
Cornwall.	Montreal.	18	12

Schedule 7. Aug. 15, 1914

The Standard Ideal Company Ltd.

ONTARIO—Continued

FREIGHT RATES TO TOWK	FROM JOBING POINT	CLASSES	
		3rd L.O.L.	5th O.L.
Delhi.	London.	18	12
Deseronto.	Port Hope.	21	14
Drayton.	Galt.	15	10
Dresden.	London.	23	15
Dundas.	Hamilton.	6	4
Dunnville.	Hamilton.	14	9
Durham.	Toronto.	28	15
Eganville.	Ottawa.	20	13
Eglinton.	Toronto.	6	4
Elmira.	Galt.	12	8
Elora.	Galt.	14	09
Embro.	London.
Embrun.	Ottawa.	12	8
Essex.	Windsor.	11	7
Exeter.	London.	12	8
Fenelon Falls.	Port Hope.	17	11
Fergus.	Galt.	14	9
Forest.	London.	18	12
Fort Erie.	Hamilton.	17	11
Fort Frances.	Winnipeg.	38	26
Fort William.	Toronto.	70	42
Galt.	Jobbing Point.
Gananoque.	Port Hope.	24	16
Georgetown.	Toronto.	12	8
Glencoe.	London.	12	8
Goderich.	London.	18	12
Grimsby.	Hamilton.	11	7
Guelph.	Galt.	9	6
Haileybury.	Toronto.	50	33
Hamilton.	Jobbing Point.
Hanover.	Galt.	21	14
Harriston.	Galt.	18	12
Harrow.	London.	23	15
Havelock.	Port Hope.	12	8
Hespeler.	Galt.	7	5
Humberstone.	Hamilton.	17	11
Hawkesbury.	Montreal.	20	13
Huntsville.	Toronto.	26	17
Ingersoll.	London.	11	7
Iroquois.	Montreal.	23	15

Schedule 7. Aug. 15, 1914

The Standard Ideal Company Ltd.

ONTARIO—Continued

FREIGHT RATES TO TOWN	FROM JOBING POINT	CLASSES	
		3rd L.O.L.	5th C.L.
Kemptville.	Ottawa	12	08
Kenora.	Winnipeg.	29	20
Kincardine.	London.	23	15
Kingston.	Port Hope.	23	15
Lakefield.	Port Hope.	14	9
Lansdowne.	Port Hope.	24	16
Leamington.	Windsor.	14	09
Lindsay.	Port Hope.	15	10
Listowel.	Galt.	18	12
London.	Jobbing Point.
Madoc.	Port Hope.	20	13
Meaford.	Toronto	24	16
Markdale.	Toronto	21	14
Merrickville.	Ottawa.	15	10
Midland.	Toronto	24	16
Millbrook.	Port Hope.	11	7
Milton.	Hamilton.	12	8
Mitchell.	London.	15	10
Mimico.	Toronto	7	5
Morrisburg.	Montreal	21	14
Mount Forest.	Galt.	18	12
Napanee.	Port Hope.	26	13
New Liskerd.	Toronto	51	34
Newmarket.	Toronto	12	8
Niagara Falls.	Hamilton.	15	10
North Bay.	Toronto	29	19
Norwich.	London.	15	10
Oakville.	Hamilton.	11	7
Oil Springs.	London.	18	12
Orangeville.	Toronto	15	10
Orillia.	Port Hope.	21	14
Oshawa.	Port Hope.	12	8
Ottawa.	Jobbing Point.
Owen Sound.	Toronto	24	16
Paisley.	Galt.	23	15
Palmerston.	Galt.	17	11
Paris.	Galt.	11	7
Parkhill.	London.	17	11
Parry Sound.	Toronto	29	19

Schedule 7. Aug. 15, 1914

The Standard Ideal Company Ltd.

ONTARIO—Continued

TOWN	FROM JOBING POINT	CLASSES	
		3rd L.O.L.	5th O.L.
Pembroks.	Ottawa	23	15
Penetanguishene.	Toronto	23	15
Perth.	Ottawa	18	12
Peterboro.	Port Hope	14	9
Petrolia.	London	17	11
Pictou.	Port Hope	18	12
Port Arthur.	Toronto	70	42
Port Burwell.	London	15	10
Port Colborne.	Hamilton	17	11
Port Dover.	Hamilton	15	10
Port Elgin.	Hamilton	26	17
Port Hope.	Manufacturing Point		
Port Perry.	Toronto	15	10
Port Rowan.	London	20	13
Porcupine.	Toronto	57	38
Port Stanley.	London	12	8
Prescott.	Ottawa	26	17
Preston.	Galt	6	4
Rainy River.	Winnipeg	33	23
Renfrew.	Ottawa	17	11
Ridgetown.	London	17	11
Ridgeway.	Hamilton	18	12
Ripley.	London	21	14
Russell.	Ottawa	11	7
Rodney.	London	15	10
St. Catharines.	Hamilton	14	9
St. Marys.	London	12	8
St. Thomas.	London	17	11
Sarnia.	London	18	12
Sault Ste. Marie.	Toronto	48	32
Seaforth.	London	17	11
Shelburne.	Toronto	18	12
Simcoe.	Hamilton	15	10
Smith's Falls.	Ottawa	17	11
Stayner.	Toronto	21	14
Stirling.	Port Hope	18	11
Stouffville.	Toronto	12	8
Stratford.	Galt	14	9
Strathroy.	London	12	8
Sturgeon Falls.	Toronto	36	24
Sudbury.	Toronto	86	24
Sydenham.	Port Hope	24	16

Schedule 7. Aug. 15, 1914

The Standard Ideal Company Ltd.

ONTARIO—Continued

FREIGHT RATES TO TOWN	FROM JOBING POINT	CLASSES	
		3rd L.O.L.	5th O.L.
Sombra.	Windsor.	21	14
Steekton	Toronto	50	33
Tavistock.	Galt.	15	10
Thamesville.	London.	15	10
Thessalon.	Toronto	47	31
Thorold.	Hamilton.	14	9
Tillsonburg.	London.	17	11
Trenton.	Port Hope.	14	9
Tweed.	Port Hope.
Toronto.	Jobbing Point.	23	15
Uxbridge.	Toronto	14	9
Walkerton.	Galt.	21	14
Walkerville.	Windsor.	6	4
Wallaceburg.	Windsor.	20	13
Waterdown.	Hamilton.	6	4
Welland.	Hamilton.	14	9
Whitby.	Toronto	12	8
Warton.	London.	24	16
Windsor.
Wingham.	London.	20	13
Woodstock.	Lon. On.	12	08

The Standard Ideal Company Ltd.

PRINCE EDWARD ISLAND

FREIGHT RATES TO TOWN	FROM JOBBING POINT	CLASSES	
		3rd L.O.L.	5th O.L.
Charlottetown, P.E.I.....	Amherst.....	30.	21
Summerside, P.E.I.....	Amherst.....	24	17

The Standard Ideal Company Ltd.

SASKATCHEWAN

FREIGHT RATES TO TOWN	FROM JOBGING POINT	CLASSES	
		3rd L.O.L.	5th C.L.
Arcola	Winnipeg	48	33
Battleford	Saskatoon
Broadview	Winnipeg	49	33
Canora	Winnipeg	54	36
Carlyle	Winnipeg	46	31
Caraduff	Winnipeg	44	30
Davidson	Saskatoon	24	17
DeLisle	Saskatoon	14	10
Dundurn	Saskatoon	14	10
Estevan	Winnipeg	54	36
Francis	Winnipeg	57	38
Fleming	Winnipeg	40	27
Govan	Saskatoon	31	22
Gleichen	Calgary	20	14
Grenfell	Winnipeg	52	35
Gull Lake	Winnipeg	80	54
Hague	Saskatoon	14	10
Hanley	Saskatoon	16	11
Herbert	Winnipeg	73	49
Humboldt	Saskatoon	25	17
Indian Head	Winnipeg	55	37
Kindersley	Saskatoon	33	23
Lumsden	Saskatoon	36	25
Lang	Winnipeg	59	40
Langham	Saskatoon	16	11
Langigan	Saskatoon	25	17
Lipton	Winnipeg	60	40
Moose Jaw	Winnipeg	64	43
Moosomin	Winnipeg	42	28
Mortlack	Winnipeg	66	45
Macklin	Saskatoon	40	27
Macoun	Winnipeg	55	37
Maple Creek	Winnipeg	33	27
Melfort	Saskatoon	38	26

The Standard Ideal Company Ltd.

SASKATCHEWAN—Continued

FREIGHT RATES TO TOWN	FROM JOBING POINT	CLASSES	
		3rd L.O.L.	5th O.L.
Melville.	Winnipeg.	51	34
Milestone.	Winnipeg.	60	41
Montmartre.	Winnipeg.	54	36
North Battleford.	Saskatoon.	29	20
Outlook.	Winnipeg.	76	52
Ozbow.	Winnipeg.	48	32
Prince Albert.	Saskatoon.	27	19
Qu'Appelle.	Winnipeg.	55	37
Rosthern.	Saskatoon.	16	11
Regina.	Winnipeg.	60	40
Rosetown.	Saskatoon.
Rouleau.	Winnipeg.	61	41
Sunsden.
Saskatoon.	Jobbing Point.
Swift Current.	Winnipeg.	76	52
Saltcoats.	Winnipeg.	48	32
Strasbourg.	Saskatoon.	33	23
Sutherland.	Saskatoon.	00	00
Vonda.	Saskatoon.	16	11
Wadena.	Saskatoon.	34	24
Wapella.	Winnipeg.	46	31
Whitewood.	Winnipeg.	48	32
Wilcox.	Winnipeg.	60	41
Wilkie.	Saskatoon.	27	19
Windthorst.	Winnipeg.	51	34
Wynyard.	Winnipeg.	60	40
Wolseley.	Winnipeg.	54	36
Weyburn.	Winnipeg.	55	37
Watrous.
Yellow Grass.	Winnipeg.	57	39
Yorkton.	Winnipeg.	51	..
Zealandia.	Saskatoon.	22	..

The Standard Ideal Company Ltd

QUEBEC

FREIGHT RATES TO TOWN	FROM JOBING POINT	CLASSES	
		3rd L.C.L.	5th C.L.
Aston Vale.....	Sherbrooke.....	17	21
Amqui.....	Quebec.....	26	17
Ancienne Lorette.....	Quebec.....	07	05
Aylmer.....	Ottawa.....	07	05
Beauceville.....	Quebec.....	24	16
Beauharnois.....	Montreal.....	15	10
Beauport.....	Quebec.....	06	03
Bedford.....	Montreal.....	18	12
Beebe.....	Sherbrooke.....
Bic.....	Quebec.....	23	15
Buckingham.....	Ottawa.....	12	08
Cape St. Ignace.....	Quebec.....	12	08
Cookshire.....	Sherbrooke.....	12	08
Chambly.....	Montreal.....	14	09
Chicoutimi.....	Quebec.....	26	24
Cowansville.....	Sherbrooke.....	20	18
Coaticook.....	Sherbrooke.....	11	07
Danville.....	Sherbrooke.....	14	09
Deschambault.....	Quebec.....	15	10
D'Israeli.....	Sherbrooke.....	20	13
Drummondville.....	Montreal.....	20	13
Farnham.....	Montreal.....	18	12
Granby.....	Montreal.....	20	13
Grand Mere.....	Quebec.....	21	14
Hull.....	Ottawa.....	06	04
Hemmingford.....	Montreal.....	17	11
Huntingdon.....	Montreal.....	18	12
Iberville.....	Montreal.....	12	08
Joliette.....	Montreal.....	15	10
Jonquiere.....	Quebec.....	26	24
Knowlton.....	Sherbrooke.....	18	12
Lachute.....	Montreal.....	17	11
Laprairie.....	Montreal.....	09	06
Levis.....	Quebec.....
Lachine.....	Montreal.....

Schedule 7. Aug. 15, 1914

The Standard Ideal Company Ltd.

QUEBEC—Continued

FREIGHT RATES TO TOWN	FROM JOBGING POINT	CLASSES	
		3rd L.O.L.	5th O.L.
St. Casimir.	Quebec.	17	11
St. Césaire.	Montreal.	18	13
St. Fabien.	Quebec.	21	14
St. George East.	Quebec.	25	17
St. Jacques.	Montreal.	15	10
St. Jerome.	Montreal.	15	10
St. Johna.	Sherbrooke.	23	15
St. Lambert.	Sherbrooke.	23	15
St. Marie Beauce.	Quebec.	21	14
St. Romuald D'Etchemin.	Quebec.	08	06
Sts. Scholastique	Montreal.	15	10
Sts. Therese de Blainville.	Montreal.	11	07
Shawinigan.	Quebec.	21	14
Shawinigan Falls	Quebec.	21	14
Sorel.	Montreal.	17	11
Stanford.	Sherbrooke.	18	12
Sutton.	Sherbrooke.	20	13
Terrebonne.	Montreal.	11	07
Thetford Mines.	Sherbrooke.	21	14
Trois Pistoles.	Quebec.	21	14
Three Rivers.	Quebec.	18	12
Victoriaville.	Sherbrooke.	17	11
Valleyfield.	Montreal.	17	11
Waterloo.	Sherbrooke.	18	12

