

DOCS
CA1
EA
C16
ENG
v. 20
July 2,
2002
Copy 1

Department of Foreign Affairs / Ministère des Affaires étrangères
International Trade / et du Commerce international

JUL 10 2002

Canada

LATEST ISSUE

DERNIER
NUMERO

CanadaExpo



New exporting tool launched

Directory of Aboriginal Exporters 2002

In this issue

- 2 U.S. Connection: Medtrade 2002
- 4 The health industries in Venezuela
- 6 CCC benefits Array Systems Computing Inc.
- 7 EDC report on the economic recovery
- 9 Biotech flourishing in Finland
- 10 Japan's biotech mission to Canada
- 11 Canadian books a hit at the Beijing International Book Fair
- 12 Trade fairs and missions

With last month's official launch in Ottawa of the **Directory of Aboriginal Exporters 2002**, Canada's Aboriginal business community has an important new link to a world of export opportunities. International Trade Minister Pierre Pettigrew presided over the event which celebrated Aboriginal achievement, sharing the spotlight with award-winning chef Arnold Olson, Inuit performers Siqiniup Qilauta, and three successful Aboriginal business leaders.



Mike Pinder Photography

International Trade Minister Pierre Pettigrew officially launching the Directory of Aboriginal Exporters 2002.

The new directory is one of many special initiatives developed by the Aboriginal International Business Development (AIBD) committee to increase the level of participation by Aboriginal firms in exporting activities. The exporting and export-ready Aboriginal companies listed in the directory have also been added to DFAIT's WIN Exports database — see box on p. 3. "We are standing at the mid-point of the UN Decade of the World's

Aboriginal People, and already, almost
continued on page 8 — Aboriginal

Vol. 20, No. 12
July 2, 2002

CANADIAN TRADE REVIEW
Supplement (see insert)

A shining example of Canadian quality

Tunisia's new 5-dinar coin

Although the words "Made in Canada" are nowhere to be found on Tunisia's stunning new 5-dinar coin, they might as well be. The beautiful bi-metallic coin, engraved on one side with the portrait of Tunisia's former President Habib Bourguiba, and on the other, with its national coat of arms, is a perfect representation of Canadian artistry, skill and

quality. The 5-dinar coin, worth slightly more than five of our "loonies", was engraved and struck by the **Royal Canadian Mint (RCM)**, and launched in Tunisia with much fanfare in April 2002 to commemorate the second anniversary of President Bourguiba's death.

continued on page 3 — Tunisia's

The U.S. Connection

The U.S. Connection is produced in cooperation with the U.S. Business Development Division of DFAIT's North America Bureau. For information about articles on this page, fax (613) 944-9119 or e-mail commerce@dfait-maeci.gc.ca. For all other export enquiries, call the Team Canada Inc Export Info Service toll-free at 1-888-811-1119.

Outstanding opportunity

Canada Pavilion at Medtrade 2002

ATLANTA, GEORGIA — October 29-31, 2002 — Once again, Montreal-based **ExportMED International** (www.exportmed.com) will be organizing a Canada Pavilion to raise Canada's profile at this year's **Medtrade** (www.medtrade.com), the largest event in the healthcare industry. Unexcelled among rehabilitation and home healthcare shows, **Medtrade 2002** will feature a New Product Pavilion, net-

working events, educational sessions, and the largest floor exhibition (1,000 exhibitors) in the history of the show. **Medtrade** is much more than an annual tradeshow however: it is an international meeting place for the more than 20,000 manufacturers, distributors, pharmacists, and industry business people from 100 countries around the world who attend.

Exhibiting within the Canada Pavilion helps Canadian healthcare firms make a bigger impact, enabling them to take full advantage of every sales prospect and contact the show can



provide. ExportMED International offers Canadian participants the benefits of a matchmaking program, and can also provide a wide range of logistical services, including hotel reservations and shipment of materials. Reserve your place now in the Canada Pavilion, and be prepared to stand out from the crowd!

For details, visit the **Medtrade** Web site at www.medtrade.com

For more information or to register, contact Virginie Morin, ExportMED International, tel.: (514) 383-3241 or 1-866-770-3217, fax: (514) 383-3242, e-mail: info@exportmed.com Web site: www.exportmed.com *

Food and Beverage Show

MIAMI, FLORIDA — December 4-5, 2002 — The **5th Americas Food and Beverage Trade Show and Conference** is the perfect venue to exhibit products and have access to an array of potential clients from the U.S., Latin America and the Caribbean.

The show is attended by more buyers from Mexico, Central and South America, and the Caribbean than any food show in the U.S. In 2001, there were nearly 2,000 Central and South American buyers who generated \$70 million in direct sales and \$505 million in 12 months anticipated sales.

This year's show is expected to feature products from more than

continued on page 12 — Americas

Check the Business Section of the Canada-U.S. Relations Web site at www.can-am.gc.ca ... for valuable information on doing business in and with the United States.

Tunisia's new coin — continued from page 1

"It's the most beautiful coin in the entire Tunisian coin system," enthuses RCM's Fayez Barsoum, referring to the seven Tunisian coins already in circulation. Cairo-born Barsoum is RCM's dynamic, quadri-lingual Regional Sales Director for Europe, Africa and the Middle East, and the one directly responsible for the project. The new coin, the largest denomination in the Tunisian coin system, is part of a \$7-million contract awarded to RCM last year — the largest contract ever awarded by the Central Bank of Tunisia.

Minting a new deal

"Minting money for international customers is a highly specialized business," explains Michael Toope, Communications Manager at RCM. "Coins are not a discretionary product — nations always need a certain number of them — so the marketing process is not the same as in other businesses. We rely instead on getting intelligence from our local agents all over the world."

In Tunisia, the Canadian Embassy has taken on the role of an agent, keeping its collective ear to the ground and its eyes wide open for new opportunities.

"A couple of years after I arrived at RCM back in 1982," recalls Barsoum, "I made a point of introducing myself to the Deputy Governor of the Central Bank of Tunisia. It took me 12 years of visiting with a succession of deputy governors and director generals before RCM was finally granted its first contract."

RCM started out minting Tunisia's seven circulation coins, but right from the start, Barsoum encouraged them to consider minting an eighth coin with a larger value.

"Coins save money for national treasuries — and citizens — because they last longer than bank notes," Barsoum explains. "The life of a typical note is 18 months or less, while a quality coin

will be around for 25 years or longer. I convinced them to gradually phase out their 5-dinar bank note and replace it with the much more durable coin." The Central Bank's decision in 2001 to mint the new 5-dinar piece at RCM was the reward for his efforts.

Barsoum's business, and personal, relationships with key officials at Tunisia's



Tunisia's 5-dinar coin: obverse (left) and reverse.

Central Bank continue to flourish, with support from the Embassy which he describes as "my office away from the office, and my home away from home."

A sterling reputation

Many Canadians may not realize that the Royal Canadian Mint is part of an elite group of world-class mints that includes the British Royal Mint, the Royal Australian Mint, and the national mints of France, Germany, and South Africa. Although competition between these leading-edge facilities is intense, with 15% of its revenue derived from the international coinage business, RCM has clearly found its competitive edge.

Low cost and high quality — the perfect alloy

Ultimately, the low cost factor is what tipped the scales in RCM's favour.

"Seven million dollars is a lot to spend for a nation such as Tunisia, but they understand that in the long run the new coin will save them money."

Striking gold

The 5-dinar piece is unquestionably the star of Tunisia's circulation coin system. "It's so close to perfection," continues Barsoum, "that Tunisians may want to

keep it as a commemorative coin rather than spend it."

His lighthearted suggestion that the 5-dinar coin might help Tunisians save money is apt in more ways than one.

A penny for his thoughts

What advice would Fayez Barsoum give to those seeking success in a highly competitive international business such as this?

"It's simple," he smiles. "Be persistent, be patient, and above all be passionate about giving your customers the best value. Follow through on promises. And never be afraid to ask questions and learn from your mistakes."

Priceless advice, from an expert who just happens to be "in the money".

For more information, contact Michael Toope, Royal Canadian Mint, tel.: (613) 991-6890, fax: (613) 991-2628, e-mail: toope@rcmint.ca Web site: www.mint.ca *

(For the unabridged version, see www.infoexport.gc.ca/canadexport and click on "Sharing Trade Secrets".)

CanadExport

Editor-in-Chief: **Suzanne Lalonde-Gaëtan**
Managing Editor: **Louis Kovacs**

Layout: **Yen Le**

Circulation: **60,000**
Telephone: **(613) 992-7114**
Fax: **(613) 992-5791**

E-mail: canad.export@dfait-maeci.gc.ca

Web site: www.infoexport.gc.ca/canadexport

Extracts from this publication may be reproduced for individual use without permission, provided the source is fully acknowledged. However, reproduction of this publication in whole or in part for purposes of resale or redistribution requires written permission from *CanadExport*.

CanadExport is published twice monthly, in English and French, by the Department of Foreign Affairs and International Trade (DFAIT), Communications Services Division.

CanadExport is available in Canada to interested exporters and business-oriented people. For a print subscription, call (613) 992-7114. For an e-mail subscription, check the *CanadExport* Web site above.

For address changes and cancellations, simply send your mailing label. Allow four to six weeks.

Mail to:

CanadExport (BCS)
Department of Foreign Affairs and International Trade
125 Sussex Drive, Ottawa K1A 0G2.

ISSN 0823-3330

THE CANADIAN
TRADE COMMISSIONER
SERVICE

Showcase your business abroad!

Over 30,000 companies are registered members of WIN. Are you? WIN is a commercially confidential database of Canadian exporters and their capabilities. WIN is used by trade commissioners in Canada and abroad to help members to succeed in international markets. To become a registered member of WIN, call 1-888-811-1119. Or go to www.infoexport.gc.ca and register on line.


WIN
EXPORTS

VENEZUELA

With a team of 500 business professionals in 140 cities around the world, the **Trade Commissioner Service** has the market knowledge you need to succeed in your target market. Our Market Research Centre and our offices abroad have prepared over 600 market studies available for free on our Web site. These studies will help you identify foreign business opportunities and learn more about your target market.

This is an overview of the market. For a more in-depth study of this market and for other studies, visit our Web site. When you are prepared to do business abroad, you can use our Web site to get in touch with our offices around the world and request personalized services electronically.

www.infoexport.gc.ca



The Health Industries Market

The Venezuelan government's commitment to improving the country's health sector, including upgrading facilities and expanding services, is creating clear opportunities for Canadian suppliers. The health industries market — comprising the health services, medical devices and pharmaceutical sectors — is worth an estimated \$4.4 billion and is projected to grow at an average annual rate of 8%.

Opportunities in Health Services

The health services sector, including direct health-care delivery and peripheral services, accounts for approximately \$2.5 billion of health spending in Venezuela. The largest segments of the market are hospital/clinic support services and alternative site care.

Although domestic suppliers provide the vast majority of health services, there are emerging opportunities for foreign companies to participate in this market. Leading prospects for Canadian suppliers are in facility rehabilitation and construction, health-care management, hospital and clinic

information systems, professional backup services, and continuing education for health-care personnel.

Opportunities in Medical Devices

The medical devices market represents roughly 4% of the overall Venezuelan health industries market and is served almost entirely by imports. Venezuela imported an estimated \$170 million worth of medical devices, equipment and supplies in 2000, up from approximately \$140 million in the previous year.

The largest segments of the import market are electro-diagnostic equipment, x-ray apparatus, and orthopedic appliances, imports of which reached an estimated \$48 million in 2000. Other segments of the market demonstrating strong commercial potential include mechano-therapy apparatus, prosthetic devices and dental drill engines. In general, Venezuelan hospitals and clinics are seeking cost-competitive devices and products that contribute to an overall reduction in health-care costs.



Opportunities in Pharmaceuticals

The Venezuelan pharmaceuticals market had an estimated value of \$1.8 billion in 2000, representing about 6% of the total Latin-American pharmaceutical market. Per capita pharmaceutical spending is expected to reach \$105 by 2003, an increase of 35% over 2000.

Pharmaceutical imports had an estimated value of \$380 million in

2000, close to 63% higher than in the previous year. Key therapeutic categories include cardiovascular drugs, products used to treat conditions of the central nervous system, alimentary tract and metabolism drugs, and systemic anti-infectives. Generic medicines, which offer a clear cost-advantage over brand-name drugs, are growing in demand and could represent an opportunity for Canadian suppliers.

Canadian Position

Canada does not presently have a strong position in the Venezuelan health industries market. However, Canada does rank among the top 10 supplier countries in five categories: medical/surgical sterilizers, mechano-therapy and massage apparatus, ozone/oxygen therapy apparatus, miscellaneous artificial parts of the body, and vitamins.

Canadian companies should stay abreast of government health-care initiatives, especially projects supported by international aid agencies and financial institutions. Venezuela's Ministry of Health and Development, in particular, is investing heavily in the health sector, including funding incremental medical

Over 600 market reports
in 25 sectors available at:

www.infoexport.gc.ca

equipment and supply procurement at public hospitals.

Market Entry

Foreign participation in the Venezuelan health-care industry is usually effected through a local agent or distributor. Other channels include direct marketing to private hospitals and clinics, and responding to open tenders issued by federal and local agencies.

See Potential?


To learn more about this market, read *The Health Industries Market in Venezuela*, prepared by the Market Research Centre of the Trade Commissioner Service. This report and hundreds of others are available on-line at www.infoexport.gc.ca

HELPING YOU LEARN FROM EXPERIENCE. OURS.

THE CANADIAN TRADE COMMISSIONER SERVICE

- Market Prospect
- Local Company Information
- Face-to-face Briefing
- Key Contacts Search
- Visit Information
- Troubleshooting

See insert for your Health Industries' contacts in Latin America and the Caribbean.



www.infoexport.gc.ca

Could this be your market?
Complete report at
www.infoexport.gc.ca

The Health Industries Market

Access our market studies

Published by the Trade Commissioner Service Marketing Division (TCW)

Array Systems Computing In benefits from CCC

When **Array Systems Computing Inc.** (Array) needed solid contract terms, the **Canadian Commercial Corporation (CCC)** was only too pleased to help. The result was a contract that satisfied the needs of Array and their customer, the **Royal Swedish Navy**.

On May 8, 2002, following a tough international competition, Toronto-based Array received a contract to provide a **Sonar Acoustic Post Processing System (SAPPS)** to **Försvarets Materielverk (FMV)**, the **Swedish Defence Materiel Administration**, on behalf of the **Royal Swedish Navy (RSN)**. The new system will be used in Sweden's **Naval Underwater Sensors Analysis Centre (NUSAC)**.

SAPPS is an evolutionary system that incorporates the latest advances in commercial-off-the-shelf (COTS) technology. The SAPPS design benefits directly from the invaluable feedback and cooperation Array received from the **Canadian Navy**, users of a similar, earlier system. SAPPS will be used by **NUSAC** to analyze the acoustic and electromagnetic signatures of seagoing vessels of interest to the **RSN**. The highly flexible signal processor accepts records from all sources including surface ships, submarines, and fixed bottom sensors.

The innovative SAPPS design incorporates highly attractive features such as flexibility in use and scalability for future growth. Using SAPPS as a new technology baseline, Array intends to continue to evolve the system design into a new family of products and services in real-time digital signal processing (DSP) for the **Canadian and export markets**.

CCC's signature welcome

CCC played a critical role in Array's **SAPPS** contract by satisfying **FMV's** need for a performance guarantee. CCC's confidence in Array enhanced the company's already strong international credibility which, combined with an innovative design and a competitive price, resulted in the contract award. The deal highlights Array's prominent position within **Canada's vibrant high technology industry**.

"This project evolved over the course of several months," says **Project Officer Linda Watson**. "We were able to help Array secure the contract by offering **RSN** our performance guarantee. The fact that CCC conducted its own due diligence on Array, which confirmed **RSN's** own positive evaluation, provided the buyer with an added measure of assurance. As we moved forward, we worked toward building a contract on the best possible terms and conditions."

Indeed, CCC's participation proved to be advantageous for both parties. Determining the viability of the project had been a concern for **RSN** but CCC's guarantee of contract performance, which CCC provided after conducting the process of due diligence, eliminated the need for **RSN** to manage this aspect from overseas. CCC's participation benefited Array in two ways. First, CCC's guarantee of contract performance eliminated the requirement for Array to provide a 100% performance bond. Second, CCC was able to negotiate advance payments from the buyer, which eliminated the need for Array to arrange pre-shipment financing.

Array is recognized as a leading developer of computer systems and software for complex real-time signal processing and simulation systems. The company provides leading-edge

scientific software solutions and custom systems including synthetic aperture radar processors for airborne and ground based applications, conventional radar signal processing, acoustic signal processing, and high fidelity sonar training systems.

For more information, contact **Canadian Commercial Corporation**, tel.: **(613) 996-0034**, toll-free (in Canada): **1-800-748-8191**.

Put the power of Canada behind your export sales



The **Canadian Commercial Corporation (CCC)** is **Canada's** export contracting agency. CCC specializes in sales to foreign governments and provides special access to the **U.S. defence and aerospace markets**. **Canadian exporters** can gain greater access to government and other markets through CCC's contracting expertise and unique government-backed guarantee of contract performance. CCC provides export contracting services that often result in the waiving of performance bonds, advanced payment arrangements and generally better project terms. CCC can provide access to commercial sources of pre-shipment export financing. When requested, CCC acts as prime contractor for appropriate government-to-government arrangements.

For more information, contact **CCC**, tel.: **(613) 996-0034**, toll-free in Canada: **(1-800) 748-8191**, fax: **(613) 995-2121**, Web site: **www.ccc.ca**

THE CANADIAN
TRADE COMMISSIONER
SERVICE *Serving Canadian Business Abroad*

Serving the
Health Industries
in *Latin America*
and the *Caribbean*
Access us at **www.infoexport.gc.ca**

Venezuela Daniela de Oyague

Commercial Officer
Canadian Embassy
Caracas, Venezuela
T: (011-212) 264-0833, ext. 3355
F: (011-212) 263-5349

Argentina Carlos Miranda

Trade Commissioner
Canadian Embassy
Buenos Aires, Argentina
T: (011-54-11) 4805-3032, ext. 3352
F: (011-54-11) 4806-1209

Barbados Charlotte Blumenshein

Commercial Officer
Canadian High Commission
Bridgetown, Barbados
T: (246) 429-3550
F: (246) 437-8474

Brazil Marcio A. Francesquine

Commercial Officer
Consulate General of Canada
Sao Paulo, Brazil
T: (011-55-11) 253-4944
F: (011-55-11) 3171-0058

Chile Nathalie Béchamp

Trade Commissioner
Canadian Embassy
Santiago, Chile
T: (011-56-2) 362-9660
F: (011-56-2) 362-9664

Colombia Aaron Malka

Commercial Officer
Canadian Embassy
Bogota, Colombia
T: (011-57-1) 657-9800
F: (011-57-1) 657-9915

Cuba Francisco Rodriguez

Commercial Officer
Canadian Embassy
Havana, Cuba
T: (011-537) 204-2516, ext. 3356
F: (011-537) 204-2044

Dominican Republic Elizabeth Junco

Commercial Officer
Canadian Embassy
Santo Domingo, Dominican Republic
T: (809) 685-1136, ext. 3352
F: (809) 682-2691

Ecuador Richard Dubuc

Trade Commissioner
Canadian Embassy
Quito, Ecuador
T: (011-593-2) 250-6162, ext. 3350
F: (011-593-2) 250-3108



growth in the first quarter of
ctors and markets.

lar Economic

nd Trade Indicators

Annual Rates	Fourth Quarter 2001
	6.0
	170,000
nt)	7.8
ange)	1.5
	2.0
	0.6271
rs)	12.1
rs)	8.4

nd energy) was 2.0%, up from
ter. Inflation thus remained
get range of 1% to 3% that has
ank of Canada.

alue of the Canadian dollar in the
71—a marginal 0.9%
328 in the previous quarter.

are adjusted for seasonality and are
ss otherwise noted, all figures, with the

Array Sys benefits f

When **Array System Computing Inc.** (A needed solid contract terms, the Canadian Commercial Corporation (CCC) was only too pleased to help. The result was a contract that satisfied the needs of Array and their customer, the Royal Swedish Navy.

On May 8, 2002, following a tough international competition, Toronto-based Array received a contract to provide Sonar Acoustic Post Processing System (SAPPS) to Försvarets Materielverk (FMV), the Swedish Defence Materiel Administration, on behalf of the Royal Swedish Navy (RSN). The new system will be used in Sweden's Naval Underwater Sensors Analysis Centre (NUSAC).

SAPPS is an evolutionary system that incorporates the latest advances in commercial-off-the-shelf (COTS) technology. The SAPPS design benefited directly from the invaluable feedback and cooperation Array received from the Canadian Navy, users of a similar earlier system. SAPPS will be used by NUSAC to analyze the acoustic and electromagnetic signatures of seagoing vessels of interest to the RSN. The highly flexible signal processor accepts records from all sources including surface ships, submarines and fixed bottom sensors.

The innovative SAPPS design incorporates highly attractive features such as flexibility in use and scalability for future growth. Using SAPPS as a technology baseline, Array intend to continue to evolve the system design into a new family of products and services in real-time digital signal processing (DSP) for the Canadian export markets.

THE CANADIAN
TRADE COMMISSIONER
SERVICE *Serving Canadian Business Abroad*

Serving the
Health Industries
in **Latin America**
and the **Caribbean**

Access us at www.infoexport.gc.ca

 **Guatemala**
Claudia Hernandez
Commercial Officer
Canadian Embassy
Guatemala City, Guatemala
T: (011-502) 333-6102
F: (011-502) 333-6189

 **Haiti**
Nathalie Gissel
Commercial Officer
Canadian High Commission
Port-au-Prince, Haiti
T: (011-509) 298-3050
F: (011-509) 298-3008


 **Jamaica**
Fabian Stewart
Commercial Officer
Canadian High Commission
Kingston, Jamaica
T: (876) 926-1500
F: (876) 511-3491

 **Mexico**
Guadalajara
Juan-Carlos Munoz
Commercial Officer
Consulate of Canada
Guadalajara, Mexico
T: (011-52) 3615-6215
F: (011-52) 3615-8665

Mexico City
Evelyne Alcalá
Commercial Officer
Canadian Embassy
Mexico City, Mexico
T: (011-52-5) 724-7900, ext. 3354
F: (011-52-5) 724-7982

The Trade Commissioner Service helps new and experienced companies which have researched and selected their target markets.

 **Monterrey**
Veronica Fernandez
Commercial Officer
Consulate of Canada
Monterrey, Mexico
T: (011-52-8) 344-3200
F: (011-52-8) 344-3048

 **Peru**
Katia Rivadeneyra
Commercial Officer
Canadian Embassy
Lima, Peru
T: (011-511) 444-4015, ext. 3356
F: (011-511) 444-4347

 **Trinidad and Tobago**
Ramesh Tiwari
Commercial Officer
Canadian High Commission
Port of Spain, Trinidad and Tobago
T: (868) 622-6232
F: (868) 628-2576

 **Uruguay**
Patricia Wilson
Commercial Officer
Canadian Embassy
Montevideo, Uruguay
T: (011-598-2) 902-2030, ext. 3350
F: (011-598-2) 902-2029

S U P P L E M E N T
CanadExport

Canadian Trade Review

A Quarterly Review of Canada's Trade Performance
First Quarter 2002

This trade and investment quarterly reports on Canada's economic growth in the first quarter of 2002, and highlights our trade and investment performance in key sectors and markets.

Trade Sector was Essential for Stellar Economic Performance in the First Quarter

Canada's real gross domestic product (GDP) increased by 6.0% on an annualized basis¹ in the first quarter of 2002—more than twice the rate recorded for the fourth quarter of 2001 (2.9%) and the best quarterly economic performance recorded since the fourth quarter of 1999. At this rate, the Canadian economy also outpaced the U.S. economy, which, according to preliminary estimates, grew by 5.6% in the first quarter. Increased exports and a drawdown of inventories were the main contributors to Canadian economic growth in the quarter. Robust consumer spending and a steep increase in housing investment fuelled domestic demand, some of which was met by growing imports. Manufacturing reversed five quarters of decline, which helped reverse four quarters of decline in exports overall and five quarters of decline in imports.

Job creation also increased during the quarter. A net increase of 170,000 jobs was reported for the entire quarter, although job growth was limited in February. Despite the growth in the number of jobs, the average unemployment rate rose to 7.8% from 7.6% in the previous quarter.

Overall, inflation in the first quarter was 1.5%, up from 1.1% in the last quarter of 2001, although core

inflation (excluding food and energy) was 2.0%, up from 1.8% in the previous quarter. Inflation thus remained comfortably within the target range of 1% to 3% that has been established by the Bank of Canada.

The average U.S. dollar value of the Canadian dollar in the first quarter was US\$0.6271—a marginal 0.9% depreciation from US\$0.6328 in the previous quarter.

Table 1: Canada's Economic and Trade Indicators

Percent Change at Annual Rates First Quarter 2002 over Fourth Quarter 2001	
Real GDP (annualized)	6.0
Employment (quarterly increase, level)	170,000
Rate of Unemployment (first quarter average in percent)	7.8
Consumer Price Index (first quarter 2002 over first quarter 2001, percent change)	
All Items	1.5
Core (excludes food and energy)	2.0
Canadian \$ in U.S. Funds (first quarter average)	0.6271
Exports of Goods and Services (based on current dollars)	12.1
Imports of Goods and Services (based on current dollars)	8.4

Source: Statistics Canada.

¹ To make quarterly data comparable to annual data, the quarterly figures for trade in goods and services are adjusted for seasonality and are expressed at annual rates by raising them four times, i.e. seasonally adjusted annual rates (s.a.a.r.) Unless otherwise noted, all figures, with the exception of investment figures, are expressed on an s.a.a.r. basis.

Prepared by the Trade and Economic Analysis Division (EET)



Department of Foreign Affairs
and International Trade

Ministère des Affaires étrangères
et du Commerce international

Canada

Trade and Investment Highlights

Both Exports and Imports Expand in the First Quarter

Exports of Canadian goods and services increased by 12.1% in the first quarter, with merchandise exports expanding by 12.9% (see Figure 1 for levels). Imports of goods and services increased at a rate of 8.4%, with merchandise imports growing at a slightly faster pace of 8.8%.

As is evident from Figure 2, shipments of energy and consumer goods experienced strong growth, while imports of forestry products, automobiles and industrial products also expanded substantially.

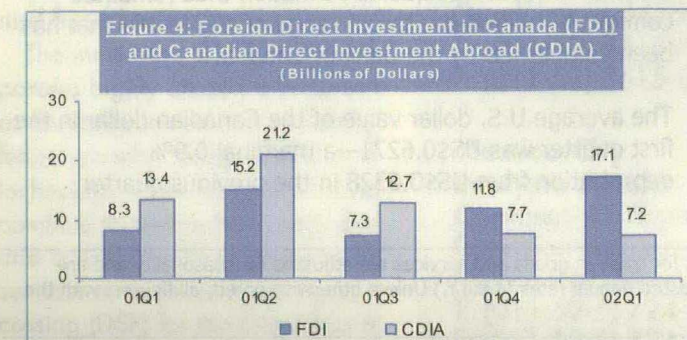
Exports to the U.S. and to the EU—in particular to the U.K.—expanded, while shipments to all other destinations declined. Imports from the EU and Japan declined, while imports from the U.S. and other countries increased. As a result of exports expanding at a more rapid rate than imports, the trade balance improved in the first quarter—in particular with the U.S. and the EU.

Services Trade Deficit Expands

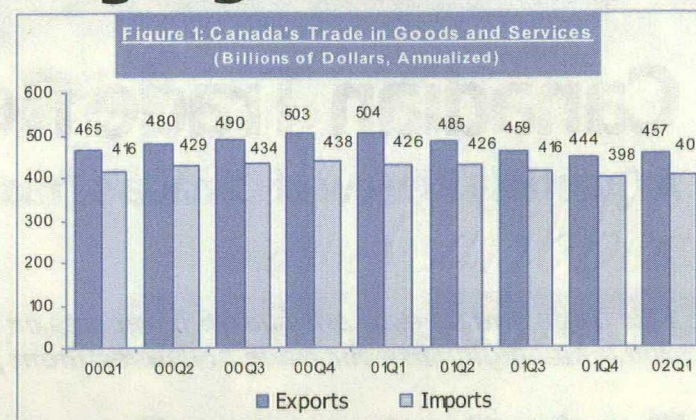
In the first quarter, a 6.2% increase in overall services exports led by travel was more than offset by a 6.3% increase in services imports (notably in travel and transport services). The net effect was a widening in the services deficit by \$108 million to \$6.0 billion. For details by type of services, see Figure 3.



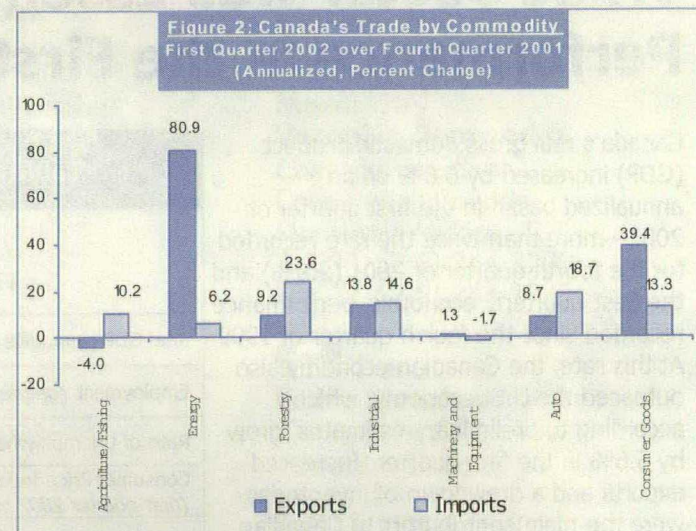
Source: Statistics Canada.



Source: Statistics Canada.



Source: Statistics Canada.



Source: Statistics Canada.

Canada Attracts Inward Foreign Direct Investment

In comparison with the same quarter in 2001, the first quarter of 2002 recorded a doubling of inward foreign direct investment (FDI), which was heavily concentrated in the energy and minerals sector. The U.S. was the primary source country for this expansion, accompanied by the EU. Although outward FDI in the energy and minerals sector grew substantially, declines in all other sectors combined to reduce the level of outward FDI by half compared with the first quarter a year earlier. Outward FDI declined to all destination countries and regions.

Canada Adds to Its Official International Reserves

Canada added \$0.7 billion to its official reserve assets in the first quarter of 2002, compared to \$2.5 billion added in the same quarter in 2001.

The Role of Imports in Canada's Economy

Overview

In today's world, the globalization of business, underpinned by increased international trade and investment, has compelled Canadian companies to embark on a wide-ranging effort at organizational and operational restructuring. Many, albeit not all, trade and investment barriers are gradually being dismantled, and the labour, capital and other advantages of one country or region are being combined with the technical and other strengths of another. The outcome is the creation of many new economic realities that, for the first time ever, are truly global in conception, administration and delivery. As part of this ongoing process of restructuring, businesses are often relying on imports to replace less efficient domestic suppliers and/or to increase intra-firm trade flows.

This special feature reviews the role of imports in the contemporary Canadian economy, with a particular focus on the role of imports as intermediate goods in Canada's exports.

At the most basic level, imports not only benefit the exporting country, they also provide benefits to the importing economy. For the Canadian consumer, for example, imports provide a greater variety of choice of products at more competitive prices. Canadian producers also benefit—from the use of imported parts or services as well as from the use of foreign machinery and equipment, which enables them to lower their costs. Thus, domestic producers are able to offer their products (final as well as intermediate goods) for sale more cost-effectively in the Canadian market or enhance their competitive position in international export markets.

Imports enrich the lives of Canadians and improve Canadian competitiveness in several ways. First, a major share of imports consist of final goods sold and consumed in the Canadian domestic market. For example, the demand for fresh fruits and vegetables by Canadian consumers over the winter months is largely met by imports.

Second, a large portion of imports consist of intermediate goods used as inputs in the processing and manufacture of goods and services in Canada. Goods and services generated in Canada encompass both final products and services intended for the consumer market and those intended as inputs for further processing. The two types of goods and services can in turn be destined for either the Canadian domestic market or export markets.

Third, certain imports consist of machinery and equipment, which are used by Canadian industry in the provision of final goods or services.

Imports thus are of significant benefit to our economy. Moreover, their role in Canadian economic activity has been on the rise for some time, as evidenced below:

- The ratio of imports of goods and services to GDP has increased from 18.0% in 1961 to 38.1% in the year 2001.
- The share of imports in the "apparent Canadian market" (i.e. net domestic shipments plus imports) has been on the rise over time and increases with the degree of processing.
- The share of imports in the "apparent market" for primary goods increased from 16.8% to 20.6% between 1965 and 1996. Primary goods are defined as agricultural, fishing, trapping,

forestry, mining, crude oil and natural gas, and quarried products.

- The share of imports in the "apparent market" for manufactured goods jumped from 20.0% to 44.1% over 1965-1996.
- The share of imported inputs in the gross output of primary goods rose from 2.7% to 6.2% over 1965-1996, while for manufactured goods it increased from 10.0% to 23.1% over the same period.

What factors explain the ever larger role of imports in the Canadian economy? One contributing factor, as alluded to above, is the increasing sophistication of the Canadian consumer—both individual and industrial. Another factor is the decline in trade barriers, as epitomized by the outcome of various trade agreements, such as the Uruguay Round and the NAFTA. Yet another explanation might be the increased specialization, or fragmentation, of the production process across countries and regions. We examine this last explanatory factor in further detail below.

Vertical Specialization and the Import Content in Canadian Exports

Vertical specialization refers to the degree of specialization through the various stages of the production process as a good moves towards completion as a final product. For example, it takes many different manufacturers to produce the inputs needed for the assembly of an automobile—tires, chassis, seats, steering wheels and mirrors, to name a few. As mentioned above, the labour and other advantages of one country or region can be combined with the technical strengths of another to create new and different economic opportunities and modes of

delivery and assembly. This is what economists refer to as vertical specialization, and imports are part of the process.

The level of vertical specialization provides an indication of how Canada benefits from increased trade by allowing our industries to specialize in areas where Canada has cost and production advantages over other countries. We note from Table 2 that the growth in vertical specialization has been more rapid in manufacturing than in the primary sector—3.3% versus 2.6% over 1965-1996, at average annual rates. Moreover, it is also evident from the table that growth in vertical specialization accelerated more rapidly over 1988-1996 compared to 1965-1988 in both the primary and manufacturing sectors. The increase in vertical specialization over this period is

industry—points to factors other than the FTA/NAFTA having contributed to increased trade exposure and vertical specialization.

It should be emphasized again that certain goods that Canada imports are used as inputs into other goods, transformed and, subsequently, exported. Tires, for example, are mounted on cars, trucks and vans that are sold to U.S. customers. A number of studies have examined the import content of exports.² Chief amongst their findings is that the import content of Canadian exports has been on the rise over 1986-1995, increasing from roughly one-quarter of the content to about one-third of the content. The import content of our exports increased in all industries, with the exception of mining, tobacco and miscellaneous manufactured goods. The automotive sector

Conclusions

Imports play a large and increasingly important role in Canadian economic activity and in the everyday lives of Canadians. They are present in our cars, in our food, in the video games that our children play, and in just about every other facet of our lives. Equally true, they are present in the goods and services we sell abroad. More importantly, imports are playing an increasing role in our activities. As consumers become more cosmopolitan and sophisticated, they are demanding a wider range of goods and services and a range of prices that cannot be met from domestic sources. And as Canadian manufacturers sell more and more abroad, they are scouring the marketplace, both at home and offshore, for cost-saving inputs.

Table 2: Evolution of Vertical Specialization in Canada, 1965-96

Vertical Specialization	1965	1988	1996	Avg. Annual Growth 1965-88	Avg. Annual Growth 1988-96	Avg. Annual Growth 1965-96
Primary sector	0.052	0.086	0.113	2.3%	4.0%	2.6%
Manufacturing sector	0.131	0.240	0.349	2.8%	5.5%	3.3%

Source: R. Dion, "Trends in Canada's Merchandise Trade," Bank of Canada Review, Winter 1999-2000, p. 32. (Data in current dollars from input/output tables.)

largely attributed to increased trade in industries benefiting from tariff reductions and/or elimination under the FTA/NAFTA agreements of the late 1980s and the early 1990s.¹ It is also of interest to note that two-way trade and vertical specialization have increased at a particularly rapid rate in industries previously protected, such as leather, textiles and clothing. On the other hand, the increased external orientation of industries facing very low tariffs prior to the FTA/NAFTA agreements—such as the electrical and electronic products

recorded the highest import content of exports in 1986 as well as in 1995, although the fastest growth in the import content of our exports over the entire period was recorded by the machinery and equipment and electronics sectors. Most interesting, however, is that the studies find that the increase in the import content of exports has been most notable in the sectors experiencing strong growth in exports. In hindsight, however, this is may be not that surprising in light of the trend towards globalization and increased specialization set out above.

Some of this demand, depending on the sector, will be met by imports, raising the conundrum that to export more we will have to import more. Thus, imports play, and will increasingly play, an important role in the Canadian economy.

¹ Analysis undertaken by Trefler, Industry Canada, in Dion, "Trends in Canada's Merchandise Trade," Bank of Canada Review, Winter 1999-2000.

² G. Cameron, and P. Cross, "The Importance of Exports to GDP and Jobs," Canadian Economic Observer, November 1999, Statistics Canada; C. Coronel, "Import Benefits to Canada's Exporters," mimeo, DFAIT/EET, March 2001.



Serving the Health Industries

Upcoming Event(s) in Canada

BioFuture 2002
November 21-22, 2002
Vancouver, British Columbia
www.biofuture.org

Upcoming Event(s) outside of Canada

Medica 2002
November 20-23, 2002
Düsseldorf, Germany
www.medica.de

National Associations

The Canadian Drug Manufacturers Association (CDMA)
www.cdma-acfpp.org
Medical Devices Canada (MEDEC)
www.medec.org

Contact in the Trade Commissioner Service

Karolee Stevens
Trade Commissioner
Health Industries
Department of Foreign Affairs and International Trade
125 Sussex Drive
Ottawa, Ontario, K1A 0G2
T: (613) 996-5758
F: (613) 944-1103
E: karolee.stevens@dfait-maeci.gc.ca

Available Market Reports*

Asia Pacific

Australia

- The Health-care Products and Services Market

China

- The Health-care Products and Services Market

Hong Kong

- The Health-care Products and Services Market

Japan

- The Health-care Services Market

New Zealand

- The Health-care Products and Services Market

Singapore

- The Telehealth/Telemedicine Market

Europe

Czech Republic

- The Health Industries Market

Germany

- Medical Devices

Yes, but still challenges

Chief Economist, EDC

international business. Trade protectionism is always lurking just beneath the surface, because not everyone is convinced of the benefits of unrestricted trade. One of the reasons for this is that the beneficiaries of a trade restriction are easy to identify, whereas the price of protectionism is borne by the economy at large, and each individual



Karolee Stevens, Trade Commissioner, Health Industries, Department of Foreign Affairs and International Trade

pays only a fraction of those costs. Debate therefore focuses on those who benefit from the trade restriction, or who would lose if a trade restriction was removed, rather than the rest of the economy.

Trade protectionism comes to the fore at particular times, such as when economic growth is slow, foreign demand is weak, one's

currency is strong, or when there is a looming election. All these conditions have emerged in the U.S. in the past year, including the mid-term elections coming this fall. The good news is that those conditions are now evaporating, so the trade negotiation atmosphere is likely to improve in the next six months. Moreover, the measures taken to protect the U.S. steel industry have had more negative consequences for U.S. consumers than anyone else, so expect the potential for an international trade war to ease in the coming months.

Third challenge: exporters must deal with the declining U.S. dollar. The mirror image of this trend, of course, is a rising Canadian dollar. This is welcome news, when put into the right context. The U.S. dollar has risen by about 30% in the past five years, as the world has staggered from

one crisis to another and investors have sought the safety of U.S. dollar assets. As the world economy heals over the next 12-18 months — barring, of course, some other major crisis — global flows of funds should become more balanced and the U.S. dollar should decline. Therefore, this emerging trend is a sign that the world is returning to full health, and should be welcomed, especially by highly trade-dependent economies like Canada.

The Canadian dollar will probably rise by less than a lot of other currencies over the next year, because it declined by the least against the U.S. dollar during the past few years. In particular, our competitors in Europe, Asia and Australia will see their currencies rise by more than the Canadian dollar. Moreover, the rising Canadian dollar will arrive in the context of strengthening markets for Canada's exports.

The bottom line? No one should expect the global recovery to go in a straight line. There is plenty of potential for bumps along the way. But the healing process is well underway, and exports should grow by around 2% this year, and close to 9% next year. This gradual improvement in international business conditions will help Canadian companies deal with the challenges posed by trade frictions, protectionism and currency realignments.

delivery and assembly. This is what economists refer to as vertical specialization, and imports are part of the process.

The level of vertical specialization provides an indication of how Canada benefits from increased trade by allowing our industries to specialize in areas where Canada has cost and production advantages over other countries. We note from Table 2 that the growth in vertical specialization has been more rapid in manufacturing than in the primary sector—3.3% versus 2.6% over 1965-1996, at average annual rates. Moreover, it is also evident from the table that growth in vertical specialization accelerated more rapidly over 1988-1996 compared to 1965-1988 in both the primary and manufacturing sectors. The increase in vertical specialization over this period is

Table 2: Evolution of Vertical Specialization in Canada

Vertical Specialization	1965	1988	1996	Annual Growth Rate, 1965-1996
Primary sector	0.052	0.086	0.113	2.6%
Manufacturing sector	0.131	0.240	0.349	3.3%

Source: R. Dion, "Trends in Canada's Merchandise Trade," Bank of Canada Review, Winter 1999-2000 (Data in current dollars from input/output tables.)

largely attributed to increased trade in industries benefiting from tariff reductions and/or elimination under the FTA/NAFTA agreements of the late 1980s and the early 1990s.¹ It is also of interest to note that two-way trade and vertical specialization have increased at a particularly rapid rate in industries previously protected, such as leather, textiles and clothing. On the other hand, the increased external orientation of industries facing very low tariffs prior to the FTA/NAFTA agreements—such as the electrical and electronic products

industry—points to factors other than the FTA/NAFTA having contributed to increased trade exposure and vertical specialization.

It should be emphasized again that certain goods that Canada imports are used as inputs into other goods, transformed and, subsequently, exported. Tires, for example, are mounted on cars, trucks and vans that are sold to U.S. customers. A number of studies have examined the import content of exports.² Chief amongst their findings is that the import content of Canadian exports has been on the rise over 1986-1995, increasing from roughly one-quarter of the content to about one-third of the content. The import content of our exports increased in all industries, with the exception of mining, tobacco and miscellaneous manufactured goods. The automotive sector

recorded the highest import content of exports in 1986 as well as in 1995, although the fastest growth in the import content of our exports over the entire period was recorded by the machinery and equipment and electronics sectors. Most interesting, however, is that the studies find that the increase in the import content of exports has been most notable in the sectors experiencing strong growth in exports. In hindsight, however, this may be not that surprising in light of the trend towards globalization and increased specialization set out above.

¹ Analysis undertaken by Trefler, Industry Canada, in Dion, "Trends in Canada's Merchandise Trade,"

² G. Cameron, and P. Cross, "The Importance of Exports to GDP and Jobs," *Canadian Economic Observer* C. Coronel, "Import Benefits to Canada's Exporters," mimeo, DFAIT/EET, March 2001.



Hungary

- The Health Industries Market

Italy

- The Nutraceuticals Market

Slovak Republic

- The Health Industries Market

Slovenia

- The Health Industries Market

Turkey

- The Medical Devices and Pharmaceutical Markets

Latin America and the Caribbean

Chile

- The Pharmaceutical Market

Colombia

- The Health-care Industries Market

Guatemala

- The Medical Devices Market

Mexico

- The Health-care Products and Services Market
- The Pharmaceutical Products Market
- The Medical Device and Equipment Market

Peru

- The Health Industries Market

Trinidad and Tobago

- The Pharmaceutical Products Market

Venezuela

- The Health Industries Market

Sub-Saharan Africa

South Africa

- The Health-care Products and Services Market

United States of America

Atlanta, Miami

- Medical Devices

Dallas

- The Medical Research Market
- Medical Devices

Detroit

- The Telehealth/Telemedicine Market

Los Angeles, San Francisco, San Jose

- The Medical Devices and Health-care Services Market

New York

- Private and Institutional Home Care

Seattle

- The Telehealth/Telemedicine Market

* Produced by the Market Research Centre of the Canadian Trade Commissioner Service. To consult them, visit:

www.infoexport.gc.ca

Recovery, yes, but still significant challenges

by Stephen S. Poloz, Vice-President and Chief Economist, EDC

The world economy is airborne again, even though cruising altitude won't be reached until 2003. Seatbelts should remain fastened at least until then, as the ride could be quite bumpy. Three challenges, in particular, lie ahead for Canadian exporting companies.

Challenges ahead


First challenge: the world has changed in the wake of the terrorist attacks of last September 11. The border is operating smoothly now, but at a much higher cost. Even so, the additional uncertainty has prompted companies to carry more inventory as they work to meet the "just in time"

requirements of their foreign customers. Containers that are shipped abroad attract a terrorism tax of US\$100. Many types of insurance cost more than before, some significantly so.

These costs associated with international trade are generally small relative to the value of the goods being shipped. But they can add up, and even a shrinkage in profit margins of 1-2% can be tough to absorb when margins are already thin because of ferocious international competition. Expect those stresses to linger at least until mid-2003, and the extra costs of international trade to become a permanent part of the business plan.

Second challenge: exporters face a resurgence of trade protectionism. Lumber, steel and a wide range of agricultural products all face new impediments to doing

international business. Trade protectionism is always lurking just beneath the surface, because not everyone is convinced of the benefits of unrestricted trade. One of the reasons for this is that the beneficiaries of a trade restriction are easy to identify, whereas the price of protectionism is borne by the economy at large, and each individual



Stephen S. Poloz, Vice-President and Chief Economist, EDC

pays only a fraction of those costs. Debate therefore focuses on those who benefit from the trade restriction, or who would lose if a trade restriction was removed, rather than the rest of the economy.

Trade protectionism comes to the fore at particular times, such as when economic growth is slow, foreign demand is weak, one's

currency is strong, or when there is a looming election. All these conditions have emerged in the U.S. in the past year, including the mid-term elections coming this fall. The good news is that those conditions are now evaporating, so the trade negotiation atmosphere is likely to improve in the next six months. Moreover, the measures taken to protect the U.S. steel industry have had more negative consequences for U.S. consumers than anyone else, so expect the potential for an international trade war to ease in the coming months.

Third challenge: exporters must deal with the declining U.S. dollar. The mirror image of this trend, of course, is a rising Canadian dollar. This is welcome news, when put into the right context. The U.S. dollar has risen by about 30% in the past five years, as the world has staggered from

one crisis to another and investors have sought the safety of U.S. dollar assets. As the world economy heals over the next 12-18 months — barring, of course, some other major crisis — global flows of funds should become more balanced and the U.S. dollar should decline. Therefore, this emerging trend is a sign that the world is returning to full health, and should be welcomed, especially by highly trade-dependent economies like Canada.

The Canadian dollar will probably rise by less than a lot of other currencies over the next year, because it declined by the least against the U.S. dollar during the past few years. In particular, our competitors in Europe, Asia and Australia will see their currencies rise by more than the Canadian dollar. Moreover, the rising Canadian dollar will arrive in the context of strengthening markets for Canada's exports.

The bottom line? No one should expect the global recovery to go in a straight line. There is plenty of potential for bumps along the way. But the healing process is well underway, and exports should grow by around 2% this year, and close to 9% next year. This gradual improvement in international business conditions will help Canadian companies deal with the challenges posed by trade frictions, protectionism and currency realignments. ♦

IFInet is your Internet gateway to procurement business funded by international financial institutions (IFIs) and UN agencies.
www.infoexport.gc.ca/ifinet/menu-e.asp

Aboriginal Exporters — continued from page 1

one-fifth of Canada's 20,000 Aboriginal entrepreneurs are exporting," said Minister Pettigrew in his address to an audience of invited guests that included representatives of Aboriginal associations, members of parliament, senators, business people, and foreign diplomats.

Sharing success stories

During the launch ceremony, the heads of three Aboriginal-owned companies shared their export success stories. Bob Dickson, Executive Director of **Niigon Technologies Ltd.** (www.niigon.com/), located in Moose Deer Point First Nations in Ontario, described how his successful world-class injection moulding facility won contracts to supply the U.S. automotive industry.

The success of **APC Environmental Inc.** (www.abo-peoples.org/affiliates/nbapc.html), an Aboriginal majority-owned joint venture, depends on its First Nations employees' innate knowledge of the land, as well as on the technical expertise of its non-Aboriginal partner. Betty Ann Lavallee, President of the Fredericton-based company, told the audience that APC has the international rights to a unique, and proven, proprietary technology for soil remediation.

Plastic Rotational Containers Ltd., located in Crossfield, Alberta, designs and manufactures custom-made plastic containers for agricultural industries, ventilation systems, and water filtration and handling — a technology highly regarded in developing countries. The company has established a manufacturing plant in Bangladesh, and company president Joanne Penner (e-mail: penner@telusplanet.net) has just been named to the SME Advisory Board on International Trade.

Sharing the spotlight

The mood was indeed celebratory as Siqiniup Qilauta (The Sun's Drum) (www.ontarioinuit.ca/drum.htm), a delightful young group of Inuit per-

formers, entertained the audience with traditional and contemporary songs, a drum dance — and "throat singing".

Minister Pettigrew shared the spotlight with chef Arnold Olson, of the Cree First Nation in northern Saskatchewan. Olson, a World Culinary Olympics Gold Medalist, introduced the audience to bannock, a delicious flat bread, served with wild blueberry and Saskatoon berry jam from **Aliments Toka Foods**.

To order a copy of the **Directory**

Winning flavour at food shows Chef Arnold Olson

Visitors to international trade shows used to line up at Canadian pavilions to get a glimpse of Canada's icon — the Royal Canadian Mounted Police. But at the last few international shows, rumours quickly circulated that Canada had brought another national treasure — chef Arnold Olson.

Visitors flocked to the Canadian pavilions at **ANUGA** in Germany, **SIAL** in Montreal, and **Expomin** and **Expogourmand** in Chile, to get a taste of Canada's finest Aboriginal cuisine. At each event, chef Arnold Olson was busy whipping up his renditions of mouth-watering dishes, all the while raising awareness of Aboriginal food and promoting the products of Aboriginal food companies.

Aboriginal Planet

Aboriginal resources from A to Z are available at **Aboriginal Planet** (www.aboriginalplanet.gc.ca), a Web site developed by DFAIT's Aboriginal and Circumpolar Affairs Division. Visitors can explore several sites, including the International Opportunities and Business Centre.



Chef Arnold Olson

Mike Pinder Photography

(in English or French), contact DFAIT Service Desk, tel.: **(613) 944-4000** (Ottawa region) or **1-800-267-8376** (toll free), e-mail: enqserv@dfait-maeci.gc.ca or visit the Aboriginal Planet Web site: www.dfait-maeci.gc.ca/aboriginalplanet/business/business-en.asp

For more information, contact Rosi Niedermayer, SME Export Services, Market Support Division, DFAIT, tel.: **(613) 944-0634**, fax: **(613) 996-9265**, e-mail: rosi.niedermayer@dfait-maeci.gc.ca ✪

ANUGA 2001

Chef Arnold Olson joined four Aboriginal food product companies to offer visitors a unique taste of Canada in the Aboriginal Pavilion at **ANUGA 2001** in Cologne, Germany.

- **Iroquois Cranberry Growers** (www.iroquoiscranberries.com), located in Ontario's Wahta Mohawk Territory, produces cranberry juice, chutney, jam, vinegar, and syrup, and has recently branched out into eco-tourism.
- **Northern Lights/Kitsaki Meats** (www.ca-northernlights.com) of La Ronge, Saskatchewan, specializes in the production and distribution of dried meat snacks and organic wild rice, harvesting some two million pounds of wild rice each year. The company is a winner of the 2001 Canada Export Award.
- **Kivalliq Arctic Foods/Keewatin Meat & Fish** of Rankin Inlet, Nunavut, processes meat from wild caribou that graze on the pristine land of Nunavut. Their second product line is wild Arctic char.
- Inuit-owned and operated **Nunavik Arctic Foods Inc.** (www.makivik.org) of Kuujjuaq, Quebec, is the largest distributor of wild caribou meat in North America. The company's product line includes a variety of delicious pâtés and sauces. ✪

A leader in Europe

Biotech flourishing in Finland

Most Finns are highly receptive to the benefits of biotechnology, with the vast majority (71%) believing that within 20 years their quality of life will be significantly improved as a result of biotechnological advances in the field of medicine. This positive attitude has made biotechnology one of the most promising branches of high technology in Finland, and a significant contributor to the country's overall economy. In the last four years, dozens of hi-tech start-ups have been established, and new ones are springing up monthly.

The rise of the biotechnology industry in Finland is founded on strong public support for medical applications, as well as on considerable life sciences expertise, an advanced infrastructure for conducting research, and improvements in risk financing. Unlike most government officials, however, the Finnish population is wary of agricultural applications of biotechnology.

Market overview

Approximately 10% of biotechnology firms in Europe are Finnish, which makes Finland's biotechnology industry the sixth-largest in Europe. The more than 120 small- and medium-sized biotechnology enterprises operating in Finland employ 4,000 people and produce total sales estimated at \$1.02 billion. (These figures can be doubled if large international pharmaceutical companies operating in Finland are considered.) Finland's biotechnological strengths lie in industrial enzymes, diagnostics, biomaterials and pharmaceuticals. Bio Tie Therapies, one of the first biotech companies established in Finland, specializes in remedies for acute and chronic inflammatory diseases, thrombosis, and cancer.

The Finnish government is supporting the country's knowledge-based industries through significant R&D funding. Efforts to boost biotechnology have

spawned some 180 research groups, 14 biotech graduate schools, and several science parks and biocentres dedicated to biotechnology. These are located mainly in the Helsinki area, Turku, Oulu, Kuopio, and Tampere.



In 2000, Finland spent 3.3% of its GDP on R&D, the second-highest R&D expenditure (as a percentage of GDP) in the world. Most (68%) of this funding originated from private sector sources such as BioFund Management Ltd., which specializes in venture capital and private equity investments in biotechnology companies. Throughout the 1990s, public funding for biotechnology amounted to \$496 million. Large-scale national research and technology programmes run by the Academy of Finland, Tekes (the National Technology Agency), and Sitra (the Finnish National Fund for Research and Development) have been providing significant funding since the 1980s.

The Finnish government encourages cooperation between research organizations, funding organizations and industry. Technology transfers resulting from such cooperation have received recognition in recent assessments of international competitiveness conducted

by the International Institute of Management Development (IMD) and the European Union.

Opportunities

Finland's expertise, combined with its willingness to engage in joint international research projects, has intensified the interest of European and American firms in Finnish biotechnology. This has resulted in increased collaboration between many Finnish biotechnology companies and large multi-nationals.

Market access considerations

Finland is a member of the European Union, hence all products marketed in Finland must first be approved by an EU-notified body of any member state, regardless of the country in which the product will be distributed. The Notified Body in Finland for products classified as medicines is the National Agency for Medicines.

Useful Web sites

- Academy of Finland: www.aka.fi
- BioFund Management Ltd: www.biofund.fi
- Bio Tie Therapies: www.biotie.com
- Finnish Bioindustries: www.finbio.net
- Finnish Customs: www.tulli.fi
- Finnish National Fund for Research and Development [Sitra]: www.sitra.fi
- Invest in Finland Bureau: www.investinfinland.fi
- National Agency for Medicines: www.nam.fi
- National Technology Agency [Tekes]: www.tekes.fi

For more information, contact Seppo Vihersaari, Business Development Officer, Canadian Embassy, Helsinki, tel.: **(011-358-9) 2285-3352**, fax: **(011-358-9) 601-060**, e-mail: seppo.vihersaari@dfait-maeci.gc.ca Web site: www.canada.fi ✪

Investigating partnership opportunities

Japanese biotech mission visits Canada

When representatives from some of the world's leading biotech companies and organizations get together to talk shop, expect the results to be promising. And that was precisely the case when a Japanese delegation of 49 representatives from 30 biotech companies in Osaka and Tokyo visited Toronto, Montreal, and Vancouver in June. Throughout the week-long mission, the Japanese delegates explored opportunities in a number of biotech fields with their Canadian counterparts.

The delegates — many were being exposed to the Canadian biotech sector for the first time — represented a broad cross-section of the Japanese life-sciences sector, from bio-pharmaceutical companies, both large and small, to investment firms and large trading companies.

The objective of the mission was clear: to discover ways for Japan and Canada to share biotechnology expertise through investment and commercial partnerships. The conclusion shared by the participants was equally clear: the potential for cooperation is so great that the two countries are considering a similar mission next year in Japan.

Of particular interest to the Japanese delegates were the recent developments taking place in Canada's biotech sector. They were impressed by the progress made as a result of the Canadian government's "Innovation Policy", and \$500 million in federal funding for biotechnology. The visiting delegation also regarded Canada's Networks of

Centres of Excellence (NCE) as models of cooperation between the government, academia and industry.

With biotechnology now a priority sector in Japan, discussions were focused on the following specialties:

- drug development using computer-assisted modeling (bio- and chem-informatics);
- drug delivery systems;
- advanced diagnostic tools;
- prosthetic devices;
- tissue engineering and transplantation;
- immunology-based control of infection and inflammation;
- innovative consumer healthcare products, including functional foods and nutraceuticals.

Positive reactions

In Toronto (June 8-12), the visitors were invited to participate in the **Pan Asian Partnering** event, held at the Toronto Board of Trade and organized by the Science and Technology and Japan divisions of the Department of Foreign Affairs and International Trade. Japanese delegates met with 48 Canadian biotech companies as did some 50 firms from other Asian countries, including Singapore, Korea, and Taiwan. More than 137 private meetings took place during a two-hour period, granting Japanese participants a close-up — and very favorable — view of Canada's dynamic biotech industry.

Next on the agenda was the **"Forum on Biotechnology and Innovation in Canada"** which featured a discussion about the implications of the federal government's new innovation policy on Canadian R&D. Following

the forum, the delegation headed to the Metro Convention Center for seminars on "Doing Business Globally", "Financing", "Partnering", "Investing", and "Clinical and Regulatory Issues", part of the presentations featured at **Bio 2002**.

In **Montreal** (June 12-13), the delegation learned about Quebec's biotech industry from Montreal International



Mission members in front of Shire/Biochem, in Montreal.

and Investment Quebec. Outreach activities to Cité de la biotechnologie, Shire/Biochem, Theratechnologies and the NRC's Institut de recherche en biotechnologie capped the Montreal visit.

The mission ended in **Vancouver** on June 14. Key activities included briefings by B.C. Trade and Investment, the B.C. Biotechnology Alliance (www.bcbiotech.ca), the University of British Columbia, the Canadian Genetic Diseases Network (www.cgdnet.ca), and the B.C. Cancer Agency (www.bccancer.bc.ca).

There is little doubt that the positive impact of this mission will be felt for many months to come — an excellent indication of future success for biotech partnerships between the two countries.

For more information, contact Jean-Pierre Petit, Trade Commissioner, Japan Division, DFAIT, tel.: (613) 996-2467, fax: (613) 944-2397, e-mail: jeanpierre.petit@dfait-maeci.gc.ca *

(For the unabridged version and a list of Japanese biotech companies, see www.infoexport.gc.ca/canadexport and click on "A Yen for Japan".)

Canadian books bound for China

Beijing International Book Fair



Happy ending

Despite a relatively modest budget, the Embassy and CCA managed to put on a very good show. The Canadian content consisted of works from well-established authors, as well as books by the next generation of our literary stars. CCA supported concurrently a tour of five writers, who all visited the fair before travelling on to Ningbo for a conference on Canadian Literature



At the Beijing International Book Fair (from left to right): David Wang, from the Ottawa International Writers Festival; Thomas Wharton, writer; Andrew Pyper, writer; Dr. Shirley Thomson, CCA Director; Ruby Wiebe, writer; Monique Proulx, writer; Dr. David Staines, Dean of Arts, U. of Ottawa, critic; Canada's Ambassador Joseph Caron; Gordon Platt, CCA; and Joan Clark, writer.

organized by the Chinese Association for Canadian Studies.

The strong content attracted large crowds, as well as the attention of the Chinese print, radio and television media. CCA distributed 8,000 copies of a flyer on Canadian literature it produced in Mandarin as well as 6,000 bookmarks produced by the Embassy featuring the Canada-China logo. CCA's Gordon Platt fielded hundreds of inquiries from industry professionals. (Major opportunities are listed at the end of this report.)

Such strong interest in Canadian literature speaks volumes about the progression of China's new "open door"

policy, and their interest in developing a market-driven publishing industry.

Epilogue

Since China's entry into the WTO, the Chinese have been looking for material to help them teach foreign languages, especially English. They are also very interested in Canadian literature and society, and how — given China's own move toward a market system — Canada has developed a blend of public and private investment in book publishing.

Next edition

The Embassy and CCA have already compiled a wish list for next year's Beijing International Book Fair, and hope to attract more representatives from the Canadian publishing industry:

- additional space to accommodate groups from Canada such as the Association for the Export of Canadian Books (AECB) (www.aecb.org) or literary agents;
- publishers' catalogues, with brief introductions in Chinese;
- Chinese listing of major speciality publishing houses in Canada;
- more non-fiction books;
- seminars describing the publishing environment in Canada.

For more information on opportunities, contact China and Mongolia Division, DFAIT, tel.: (613) 996-0905, e-mail: pcm@dfait-maeci.gc.ca or Gordon Platt, Canada Council for the Arts, Writing and Publishing Section: (613) 566-4414 ext. 5570, e-mail: gordon.platt@canadacouncil.ca *

(For the unabridged version and a list of major opportunities, see www.infoexport.gc.ca/canadexport and click on "Roadmap to China and Hong Kong".)

The Canadian booth at the ninth **Beijing International Book Fair** — the biggest event of its kind in China — was a textbook case of a cooperative venture. Working together to create a strong Canadian presence, the Canadian Embassy in Beijing and the Canada Council for the Arts (CCA) showcased some of Canada's finest literary works.

The fair is organized each year by the China National Publications Import Export Co. (CNPIEC) (www.cnpiiec.com.cn) and China Universal Press & Publications, with strong support from the Chinese government. Held May 24-28, 2002, the popular event drew crowds that exceeded even the organizers' great expectations: representatives from 500 overseas publishers, 900 exhibitors (both Chinese and foreign), and a grand total of 75,000 Chinese book industry buyers attended. With China having recently joined the WTO, and with a burgeoning and literate middle class, the Chinese publishing industry is eager to translate foreign titles and to find publishing partners.

New beginnings

The Canadian Embassy partnered with the Canada Council for the Arts (CCA) (www.canadacouncil.ca) for this project, and worked to establish a "brand" around Canada's writers who have been very successful in Europe.

The Embassy's contribution consisted of logistical support and liaison with the Chinese organizers. As well, it supplied 50 Chinese translations of Canadian novels from its own collection. For its part, CCA organized and funded the booth, and provided 200 titles, mainly Canadian English and French literature. Louise Mongeau of the Montreal-based children's book publisher **La Courte Échelle** was invited, and a children's section was created for her, enabling her to meet with old partners and new prospects. La Courte Échelle has sold rights to 50 books into Chinese.

Promoting seafood exports

LOS ANGELES, CA — November 3-5, 2002 — The **International West Coast Seafood Show** (www.westcoastseafood.com) is the "sole" seafood-specific show on the U.S. West Coast, and serves as the number one venue to meet buyers from west of the Mississippi and from Western Canada, Mexico, Latin America and the Pacific Rim. This year, the show is co-located with **Expo Comida Latina**, to lure buyers eager to take advantage of two shows with products that appeal

to the huge Hispanic market in the southwestern United States.

Agriculture and Agri-Food Canada is offering booth space to Canadian seafood exporters wishing to exhibit in the Canadian pavilion. Companies may also wish to apply for financial assistance from the Program for Export Market Development (PEMD).

For more information, contact Jane Barnett, Agriculture and Agri-Food Canada, tel.: **(905) 823-0122**, fax: **(905) 823-8920**, e-mail: barnettj@em.agr.ca *

BizTech 2002

PORT OF SPAIN, TRINIDAD — October 9-12, 2002 — The Canadian High Commissions in Barbados, Dominican Republic, Haiti, Guyana, Jamaica, and Trinidad and Tobago invite you to participate in the Canadian Pavilion at **BizTech 2002**, an annual international Information Technology (IT) trade show and business conference.

The event will bring together business and political leaders from the entire Caribbean region in a four-day ICT business forum. It will also provide opportunities for participants to meet the decision makers involved in a new plan for the IT sector in the region.

These key decision makers and buyers, from both government and the private sector, will be invited to visit the Canadian showcase.

The exhibition will target companies promoting IT, telecommunications and

networks, engineering systems, software, security, financial services, office equipment, marketing, advertising and design, and printing and publishing.

For more information, contact Robert Grison, Managing Director, Canadian Export Development Inc. (CED), tel.: **(613) 825-9916**, fax: **(613) 825-7108**, e-mail: cced@sympatico.ca *

Americas

— continued from page 2

500 manufacturers and attract over 8,000 buyers from more than 85 countries. Some 40 booths have been reserved for Canadian companies.

Seminars will include the 2nd annual Hispanic Marketing Conference with presentations by nationally recognized market research firms and advertising agencies on selling to the 35 million Hispanic consumers in the U.S. Canadian

Havana International

HAVANA, CUBA — November 3-10, 2002—The **Havana International Trade Fair (FIHAV)** is the largest trade fair in Cuba and the Caribbean. Last year it attracted close to 1,700 exhibitors from 60 countries, and more than 120,000 visitors.

For the past five years Canada has had prominent representation at **FIHAV**, winning a prize for best pavilion in 2001. This year is the 20th anniversary of **FIHAV** and the Canadian Embassy in Havana is again organizing a Canadian pavilion.

For more information: www.complejopalco.com/Ingles/Pabe/Datos/FIHAV.htm or contact Trade Section, Canadian Embassy, Havana, tel.: **(011-537) 204-2516/-2517/-2527**, fax: **(011-537) 204-2044**, e-mail havan-td@dfait-maeci.gc.ca Web site: www.infoexport.gc.ca/cu *

Commercial Officers from the U.S., the Caribbean and Latin America Missions will be attending to assist Canadian exporters.

For more information, visit the Web site www.worldtrade.org or call **(702) 838-6056**, fax: **(702) 838-8853**, e-mail: judyforcanada@yahoo.com or contact Margaret Cullen, Commercial Officer, Canadian Consulate, tel.: **(305) 579-1615**, fax: **(305) 374-6774**, e-mail: miami-td@dfait-maeci.gc.ca *

Enquiries Service

DFAIT's Enquiries Service provides counselling, publications, and referral services to Canadian exporters. Trade-related information can be obtained by calling **(613) 996-9709**; by calling the Enquiries Service or by visiting the DFAIT Internet site at www.dfait-maeci.gc.ca

SXCI/B1

1E

1F

Return requested
 undeliverable:
 CanadianExport (BCS)
 5 Sussex Drive
 Ottawa, ON K1A 0G2

Canada Post
 Agreement Number 40064047