

Technical and Bibliographic Notes / Notes techniques et bibliographiques

The Institute has attempted to obtain the best original copy available for filming. Features of this copy which may be bibliographically unique, which may alter any of the images in the reproduction, or which may significantly change the usual method of filming, are checked below.

L'Institut a microfilmé le meilleur exemplaire qu'il lui a été possible de se procurer. Les détails de cet exemplaire qui sont peut-être uniques du point de vue bibliographique, qui peuvent modifier une image reproduite, ou qui peuvent exiger une modification dans la méthode normale de filirage sont indiqués ci-dessous.

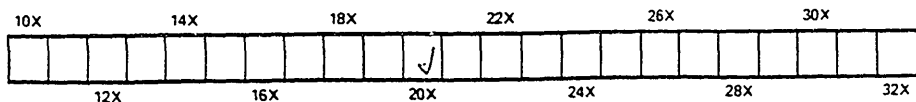
- Coloured covers/
Couverture de couleur
- Covers damaged/
Couverture endommagée
- Covers restored and/or laminated/
Couverture restaurée et/ou pelliculée
- Cover title missing/
Le titre de couverture manque
- Coloured maps/
Cartes géographiques en couleur
- Coloured ink (i.e. other than blue or black)/
Encre de couleur (i.e. autre que bleue ou noire)
- Coloured plates and/or illustrations/
Planches et/ou illustrations en couleur
- Bound with other material/
Relié avec d'autres documents
- Tight binding may cause shadows or distortion along interior margin/
La reliure serrée peut causer de l'ombre ou de la distorsion le long de la marge intérieure
- Blank leaves added during restoration may appear within the text. Whenever possible, these have been omitted from filming/
Il se peut que certaines pages blanches ajoutées lors d'une restauration apparaissent dans le texte, mais, lorsque cela était possible, ces pages n'ont pas été filmées.
- Additional comments: /
Commentaires supplémentaires: Some text in shorthand.

- Coloured pages/
Pages de couleur
- Pages damaged/
Pages endommagées
- Pages restored and/or laminated/
Pages restaurées et/ou pelliculées
- Pages discoloured, stained or foxed/
Pages décolorées, tachetées ou piquées
- Pages detached/
Pages détachées
- Showthrough/
Transparence
- Quality of print varies/
Qualité inégale de l'impression
- Continuous pagination/
Pagination continue
- Includes index(es)/
Comprend un (des) index

Title on header taken from: /
Le titre de l'en-tête provient:

- Title page of issue/
Page de titre de la livraison
- Caption of issue/
Titre de départ de la livraison
- Masthead/
Générique (périodiques) de la livraison

This item is filmed at the reduction ratio checked below/
Ce document est filmé au taux de réduction indiqué ci-dessous.



NWp
970.8
K15P

The Kamloops
Phonographer.

No. II.

August 1892.

Price : 25 cts.

St. Louis Mission
KAMLOOPS.
B.C.

Other publications:

Chinook Vocabulary	32 pp.	25cts.
Chinook Hymns	32 ^{mo} 32 pp	10 "
Chinook Primer	12 ^{mo} 8 pp.	10 "
Prayers in Skwamish	32 pp	20 "
" " Thompson	102 "	20 "
" " Shushwap.		20 "
" " Stalo	16 pp.	10 "
Specimen Nos of the Kamloops Wawa.	each	5 "

Kamloops Wawa. Vol. I

complete in 32 numbers #1.00

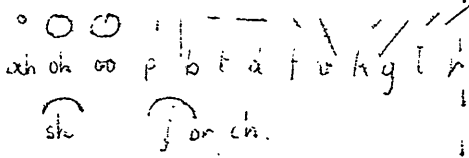
Vol. II. now begun, gives short
English Lessons at each number.

The Kamloops
Photographer.

1890-91.

Elements of Photography.

VIII Lesson.



We have exhausted our resources of straight lines. We could use no other kind of straight lines

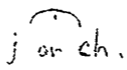
without endangering clearness of writing and facility of reading. We will now have recourse to curved lines.

Sh, J & Ch. will be represented by a large half of a circle, turned upside the line, and written from left to right.



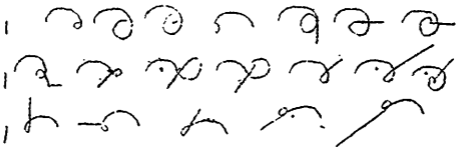
sh.

A dot inside may be used to distinguish J or Ch from sh.



j or ch.

Exercises :



VIIIth Lesson.

ah oh oo p | b t d f v k g l r

sh j or ch s z

A large semi-circle, turned beneath the line, and written from left to right, will stand for the letter s:

s

A dot inside, to distinguish the letter z:

z

Exercises:

Handwriting practice lines showing cursive letters s and z.

y e y p e
 e e
 e d d e e
 x x i i e e
 a a

VIIIth Lesson.

ah oh oo p b t d f v k g l r.

sh j sh s z.

)

n ng

A semi-circle, bent to the right and written downwards, will be the letter n.

) n

A dot inside will make it
ny.

ny

2 2 2 2 2 2 2
 2 2 2 2 2
 2 2 2 2 2 2
 2 2 2

IXth Lesson.

o o o u u u u u u u u u u u u
 oh on oo p to e a r u k g l r
 sh j sh e z n ng m

Only one consonant left: m

It will be figured by a semi-circle bent to the left, and written downwards.

m

Exercises.

6 6 6 6 6 6 6
 6 6 6 6 6 6 6
 8 8 6 6 6 6 6
 6 6 6 6 6 6 6
 6 6 6 6 6 6 6

Xth Lesson.

o o o o o
 ah oh oo ow wa.

In order to simplify the exercises, we have delayed till now to mention two other vowels which follow the same rules as

o o o


1^o A circle, same size as o, with a dot inside, will figure ou as in out, or ow, as in now, owl.

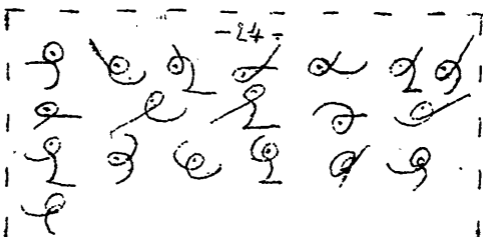


2^o Write a circle, same as for oh, then, before lifting the pen, write another circle, same as for ah, inside the first one: you have

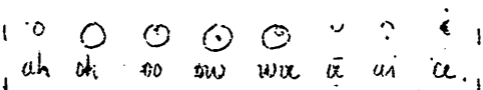


Exercises :





XIth LESSONS.



The five vowels ah, oh, oo, ow, wa, are called *palatal vowels*, because they are sounded in the palate, more or less open.

Other vowels are called *dental* on account of their being sounded between the

-25-

the teeth. We distinguish
three dental vowels:

1st a long, as in ale,
land e short, as in mat, check,
or e long, as in prey, obey.

2nd ai, as in air, pair,
or a as in share,
or e as in there, where.

3rd e as in eve, meat,
or ee as in bee, fee,
or i as in ill, fin.

These sounds are all figured
with a very small semi-circle
written so as to connect without
angle, with the preceding
consonant in every case, and
with the following one also, as
often as it is possible.

A dot below the semi-circle will help to distinguish the second sound; and a dot above will point out the third.

u ũ ù
ä ai e

Exercises:

7 → 7 u ũ ù
→ 7 ũ u ù 6
→ 6
ē ũ ũ ũ ũ ũ ũ
6 ũ ũ ũ 6


All dots and accents are omitted in fast writing.

XIIth Lesson.

o o o o o u u e u
ish oh oo ow war ā ai e use[us]

The vowel u has two different sounds:


1^o u as in use, tube, the same sound is represented in English by ew, as in few, pen, or you as in you, youth etc.

This sound will be represented in Phonography, by a quarter of a circle, or one half the letter s. 

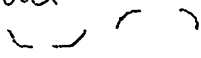

u.

2^o The same, with a dot inside, will do for the other

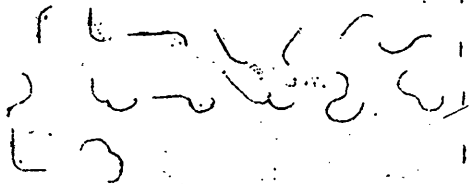
sound of u, which occurs, -
 sometimes short as in us, tub,
 sometimes long, as in urge,
 burn. The same sound is
 also figured by e as in
 prefer; by i as in Virgin,
 irksome; and by o as in
 other, done, son.



This quarter of a circle must
 be turned so as to connect
 without an angle, with the
 foregoing letter always, and
 with the following one whenever
 it is possible.



Exercises



Important Remark = When
the vowels

u o i e y
ā ai e ew u

are at the end of a word,
if turned forward or upward,
they will represent e, and
u as in use; turned
backward or downward,
they will be stand for ā, ai,
and for u as in us.

Examples:

pea pay tea tay fee fay

see say me may hey hay

pew pi dew di

The same ^{rule} may also be applied at the beginning of the words:

eat ate ease ace im aim

Sometimes even in the middle of the words:

kick cake

XIIIth Lesson.

s

h

This sign s will represent the aspirate usually expressed in English by h.

Examples:

so so 'o 'o
ha! hoe who how

Exercises.

s p s p s p s o s a s a

s r s p s q s g s d s c

s e s m s n

Th : a t with a
mark on one side: -

th
Sharp

th
Soft.

The : the letter t
alone.

Compound Words:










wa^oh we^o wo^o we^o wy^o

ah^o oh^o oo^o ow^o wa^o a^o ai^o e^o ow^o u^o









h^o p^o b^o t^o a^o f^o v^o k^o g^o e^o r^o th^o

sh^o jch^o s^o z^o n^o ng^o m^o













Deployment Phonographic Alphabet









 ah ch s ow wa a ai e











 upej u[sj] an in on un












 p b t d f v k g l r

 sh s n ng m lv th

 ma wo woo wou we wey my need

 1 2 3 4 5 6 7 8 9 0

The Kamloops Photographer.

One year \$ 1.50

Six months 1.00

Single numbers 25

Issued monthly.

The Kamloops News.

One year \$ 1.50

Six months 1.00

Single numbers05

Issued weekly.

Address:

Rev. Father J. M. R. LeJeune, C.M.I.,

Kamloops, B. C.