

N

T

The

THE
NEW COOK BOOK

A VOLUME OF
TRIED, TESTED AND PROVEN RECIPES

BY

The Ladies of Toronto and other cities and towns

EDITED BY
GRACE E. DENISON
(Lady Gay of Saturday Night)

TORONTO:
ROSE PUBLISHING COMPANY
1903

10
7
3

Entered according to Act of the Parliament of Canada in the year one thousand, nine hundred and three, by ROSE PUBLISHING COMPANY, at the Department of Agriculture.

641.5
D25.2
JUN 2 1970

ART
BEV
BISC
BRE
BUT
CAK
CAN
CHA
CRE
CHE
CON
CUS
DES
DIN
EGG
FISH
FOR
FOR
GAM
HOU
HOV
IND

CONTENTS.

	PAGE.
ARTICLES REQUIRED IN THE KITCHEN.....	26
BEVERAGES	331
BISCUITS	249
BREAD ..	249
BUTTER	337
CAKES	221
CANDIES	315
CHAFING DISH	323
CREAMS	193
CHEESE	337
CONTRIBUTORS	vi.
CUSTARDS	193
DESSERTS	193
DINNER GIVING	385
EGGS	275
FISH	57
FOREIGN RECIPES	327
FOR THE SICK	369
GAME	104
HOUSEKEEPER'S TIME TABLE	24
HOW TO CARVE	17
INDEX	397

	PAGE.
JELLIES	301
MEATS	81
MISCELLANEOUS	345
MUFFINS	249
OMELETS	275
PASTRY	209
PICKLES	289
PIES	209
POULTRY	104
PREFACE	v.
PRESERVES	301
PUDDINGS AND SAUCES	162
ROLLS	249
SANDWICHES	271, 365
SALADS	279
SOUPS	31
TARTS	209
TOAST	269
TOILET RECIPES	381
VEGETABLES	135
WEIGHTS AND MEASURES	29

I
Toro
circu
whic
chefs
culin
their
me
but t
Reci
mou
list
Cook
of it
best
their

PAGE.
301
81
345
249
275
209
289
209
104
v.
301
162
249
365
279
31
209
269
381
135
29

PREFACE

I gratefully acknowledge the kindness of the Ladies of Toronto and other cities, who have sent me, in answer to my circulars, over one thousand tested and tried recipes—from which I have compiled the New Cook Book. I also thank the chefs who have been good enough to disclose some of the culinary mysteries which have won them special praise from their patrons. Some of the recipes were so late in reaching me that the departments to which they belong were closed, but they will in this edition be found under Miscellaneous Recipes; also over a hundred recipes have been sent anonymously, and I am therefore unable to acknowledge them in the list of contributors which is given. Trusting that the New Cook Book may be found of practical value, and being sure of its worth as an epitome of the experience and skill of our best housekeepers and chefs, I am glad to record myself theirs most gratefully.

GRACE E. DENISON.
(Lady Gay.)

CONTRIBUTORS.

Mrs. J. M. Alexander,
Mrs. W. H. B. Aikins,
Mrs. H. Alley,
Mrs. Allen,
Mrs. Ardagh (Barrie),
Mrs. Adams,
Mrs. Becher,
Miss M. A. Beatty,
Mrs. J. L. Blaikie,
Miss Bessie Bethune,
Miss Brown,
Mrs. S. B. Brush,
Mrs. Douglas Burns,
Mrs. Frank D. Benjamin,
Mrs. Melfort Boulton,
Miss Athol Boulton,
Mrs. S. Percy Beatty,
Mrs. Frank Bradney (Argentine),
Mrs. Bland (Hamilton),
Mrs. G. R. R. Cockburn,
Miss Clegg (Owen Sound),
Mr. Coles,
Mrs. Cringan,
Carlton Club (London, Eng.),
Mrs. Cattermole,
Mrs. Arch'd Campbell (Toronto
Junction),
Mrs. W. B. Campbell,
Mrs. Coady,
Mrs. A. D. Cartwright,
Miss Mortimer Clark,
Mrs. Charles J. Catto,

Mrs. Cockburn Clemow (Ottawa),
Mrs. Clifford Cameron,
Mrs. Lud K. Cameron,
Mrs. Cross,
Mrs. J. M. Delamere,
Mrs. T. Delamere,
Mrs. G. D. Dawson,
Mrs. Robert Darling,
Mrs. Hartley Dewart,
Mrs. P. G. Doolittle,
Delmonico's (New York),
Miss Sara Dallas,
Mrs. C. C. Dalton,
Miss Dora Denison,
Miss Jessie Denison,
Miss Denzil,
Mrs. T. H. Davies,
Mrs. Henry Duck,
Mrs. T. G. Elwood,
Mrs. Timothy Eaton,
Mrs. J. F. Edgar,
Mrs. J. Elwood,
Mrs. George Evans,
Mrs. Falconbridge,
Mrs. Charles Fleming,
Mrs. Charles Fuller,
Miss Ruth Fuller,
Mrs. J. J. Foy,
Mrs. Field,
Mrs. W. Claude Fox,
Mrs. M. A. Farley,
Mrs. J. Fleury,

Mrs. H. C.
Mrs. Sta
Mrs. J. T
Miss E. F
Miss Good
Mrs. Jamo
Mrs. J. T
Miss Aileo
Lady How
Mrs. H. I
Mrs. Geor
Miss Har
Mrs. L. P
Miss L. H
Mrs. W. P
Mrs. Gerha
Mrs. E. F
Mrs. Wall
Mrs. J. T
Miss A. J
Mrs. J. E.
Mrs. Jarvi
Mrs. Edga
Mrs. Kleis
Mrs. A. H
Mrs. King
Mrs. Land
Mrs. Lum
Mrs. J. F
Mrs. Hecto
Mrs. E. J
Mrs. Lewis
Miss Laba
Mrs. Lynn
Lady Mere
Lady Mulo
Mrs. Charl
Mrs. Muloc
Mrs. J. S.
Mrs. O. R.
Mrs. Jame

Mrs. H. C. Fortier,
 Mrs. Stanbury Finch,
 Mrs. J. T. Fotheringham,
 Miss E. F. Forsythe,
 Miss Gooderham,
 Mrs. James George,
 Mrs. J. T. Gilmour,
 Miss Aileen Gooderham,
 Lady Howland,
 Mrs. H. H. Humphrey,
 Mrs. George Hees,
 Miss Harrison,
 Mrs. L. P. Heaven,
 Miss L. Harris,
 Mrs. W. Hyslop,
 Mrs. Gerhard Heintzman,
 Mrs. E. F. B. Johnstone,
 Mrs. Wallace Jones,
 Mrs. J. T. Jones,
 Miss A. Jennings,
 Mrs. J. E. Jones,
 Mrs. Jarvis,
 Mrs. Edgar Jarvis,
 Mrs. Kleiser,
 Mrs. A. H. R. Kertland,
 Mrs. King,
 Mrs. Land,
 Mrs. Lumbers,
 Mrs. J. F. Lash,
 Mrs. Hector Lamont,
 Mrs. E. J. Lennox,
 Mrs. Lewis Lukes,
 Miss Labatt,
 Mrs. Lynn,
 Lady Meredith,
 Lady Mulock,
 Mrs. Charles Moss,
 Mrs. Mulock,
 Mrs. J. S. Monahan,
 Mrs. O. R. Macklem,
 Mrs. James Mason,


Mrs. C. F. Moore,
 Mrs. C. Musson,
 Mrs. Hugh Macklem,
 Mrs. James Mays (Chatham),
 Mrs. J. L. Munro,
 Mrs. L. B. Mason,
 Mrs. Sutherland Macklem,
 Mrs. J. Moore,
 Mrs. John Massey,
 Mrs. Manning (Fredericton),
 Mrs. Michie,
 Miss Monck,
 Mrs. T. McGaw,
 Miss Charlo McLeod,
 Miss McDougall,
 Mrs. R. S. F. McMaster,
 Mrs. S. F. McKinnon,
 Mrs. T. K. MacKeand (Chatham),
 Mrs. Wm. McKeough (Chatham),
 Mr. Ernest McConkey,
 Mrs. J. S. McMurray,
 Miss Sheila Macdougall,
 Mrs. Nordheimer,
 Mrs. Wm. Nattress,
 Mrs. Nelles (Brantford),
 Mrs. Barrington Nevitt,
 Mrs. R. L. Nelles,
 Mrs. W. D. Otter,
 Mrs. Arthur Pepler,
 Mrs. R. L. Patterson,
 Mrs. Paterson,
 Mrs. A. Dickson Patterson,
 Dr. Politzin (Vienna, Austria),
 Mrs. Plummer (Barrie),
 Mrs. Edmund Phillips,
 Mrs. Ravenshaw,
 Mrs. Rigby,
 Mrs. Bruce Riordan,
 Mrs. D. A. Rose,
 Mrs. J. Ross,
 Mrs. Fred. W. Rose,

Miss Ross,	Mrs. Sydney Sykes,
Miss Smith,	Mrs. Robert A. Smith,
Mrs. Goldwin Smith,	Mrs. Fred. Stupart,
Mrs. G. P. Sylvester,	Lady Thompson,
Madame Rochereau de la Sabliere,	Mrs. T. B. Taylor,
Mrs. Smallman (London),	Mrs. A. W. Thompson,
Mrs. S. S. Stephenson (Chatham),	Mrs. James Tucker,
Mrs. Beverley Smith (Chatham),	Mlle. Toronto,
Mrs. Charles Sheard,	The Ladies of Fredericton,
Mrs. Arthur Spragge,	Miss Unwin,
Mrs. C. Carrington Smith,	Mrs. Vogt.
Mrs. Fletcher Snider,	Mr. Harry Webb (chef),
Mrs. Walter Stewart,	Miss Grace Williams,
Sherry's (New York),	Mrs. Giles Williams,
Mrs. R. S. Smellie,	Waldorf-Astoria,
Mrs. W. Smith,	Mrs. J. W. B. Walshe,
Mrs. Sandys (Chatham),	Mrs. Charles Winstanley.

C
A
upon
really
ness,
is an
tion.
has r
with
good
more
ing-l
be v
and
use
fine
shou
com
with
used


HOW TO CARVE

CARVING is really an art, and should be cultivated as one, for much of the success of a good dinner depends upon it, but whether the bad carving so often met with is really due, as is sometimes said, to stupidity, awkwardness, or laziness, is an open question. Practice has much to do with it, and a good knife much more. The carving-knife should be very sharp, and kept for this use alone. A fine steel knife should never come in contact with intense heat. Table carving-knives should never be used around the kitchen range, or for cutting bread, meats,



I.—SIRLOIN OF BEEF.

or vegetables. The dish upon which the meat or fowl is served should be of sufficient size to allow room for the carved slices before serving. If this is not the case another dish should be provided for



their reception.

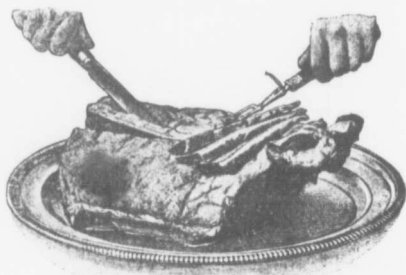
When carving, a chair should be used slightly higher than the ordinary dining-chair, as this gives a better purchase for using the carving-knife and

fork, and is more graceful than standing, which is often resorted to. Skill is the chief requisite of carving, not strength.

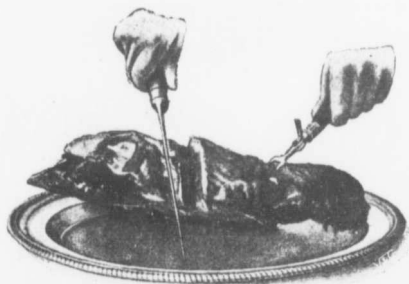
The platter containing the meat should be placed opposite, and sufficiently near the carver to give perfect command over the article to be carved. Cut the meat in thin slices, laying them on one side of the platter, then afterward place the desired amount on each guest's plate, to be passed in turn by the servant.

Gravies or sauces should be sent to the table very hot. Plates also should be thoroughly heated, as otherwise the

eatables will soon get cold and the dinner will be spoiled. When serving gravy, be careful to place it by the side of and not over the meat. Then the guest can use



III.—SADDLE OF MUTTON.



IV.—SHOULDER OF MUTTON.

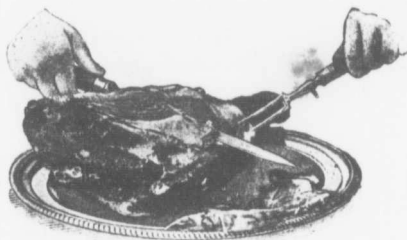
much, or 1
meat in a
hacking an



flavor is d
keep each

To shar
which sh
the point
steel is to
the right s
der, and
the knife a
perpendi
in the
hand. Plav
hilt of the k
edge at th
of the stee
draw the
downward
first on o
the point
blade shou
slightly ra

much, or little, as preferred. It is not possible to carve meat in any way without the gravy escaping, but avoid hacking and chopping, which results in a dish full of gravy.



V.—SHOULDER OF MUTTON.

In serving any fowl or meat that is accompanied by stuffing or dressing, guests should be asked if a portion is desired, as there are some to whom the flavor is disagreeable. Do not heap plates too full, and keep each article separate, thus insuring a good appearance.

To sharpen the carver, hold the steel in the left hand, which should be on a level with the elbow, so that the point of the steel is towards the right shoulder, and hold the knife almost perpendicular, in the right hand. Place the hilt of the knife's edge at the top of the steel, and draw the blade



VI.—ROUND OF BEEF.

downwards the whole length of both steel and knife, first on one side and then on the other—*e.g.*, so that the point of the knife finishes at the hilt of the steel. The blade should be almost flat on the steel, with the back slightly raised and only the edge touching it.

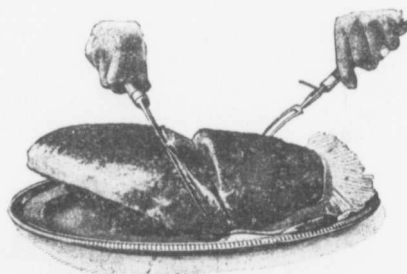
When carving a slice of meat, after the first incision has been made, the angle at which the knife is held must never be altered, or a jagged slice will be obtained. When the way to control the knife has been mastered, the keystone to successful carving has been acquired.

The cut should be direct, sharp and incisive. A saw-like action should never enter into the operation.

Ham and beef should be carved into very thin slices, and mutton and pork into fairly thick ones.


SIRLOIN OF BEEF.

To carve the uppercut (Fig. I): Make an incision about three inches deep, just above the bone that runs thro' the centre of the joint, and run the knife along, so that when carved in the manner illustrated the



VII.—HAM.

slices are quite detached from the bone.



VII.—LEG OF MUTTON.

Tur
carve i
Fat
in Fig.

Car

carve i
Fat
the joi

Ra
slices
on Fig


Who
in thi
only tl
cut is
but co
waste
more e
way is
the m

Turn the meat over for the undercut, or fillet, and carve in slices across the joint, as in Fig. II.

Fat will be found just below where the fork is inserted in Fig. II.

SADDLE OF MUTTON.

Carve as Fig. III., either side of the spinal bone,



IX.—CALF'S HEAD.

cutting close to this bone and then working round. This joint can be carved in several ways, but that mentioned is generally accounted best. Another very good way is to


carve in straight strips the whole length of the spinal bone

Fat will be found at the bottom of the sides, where the joint rests on the dish.

SHOULDER OF MUTTON.

Raise the furthestmost side of the meat, and cut into slices as shown on Fig IV.

When carved in this manner only the primest cut is served, but considerable waste ensues. A more economical way is to carve the under part



X.—TURKEY.

of the joint, cutting round in the manner shown in Fig. V. In this way every particle of meat will be utilized.

ROUND OF BEEF.

First remove the outside cut, and then carve in thin slices as Fig. VI.

LEG OF MUTTON.


Carve as Fig. VII. Fat will be found at the bottom corner of the thick end. This joint may also be carved to advantage by starting at the knuckle end and slanting towards the middle.



XI.—TURKEY.

HAM.

Should be carved in the manner shown in Fig. VIII.



XII.—DUCK.

CALF'S HEAD.

Carve in straight strips, extending from the ear to the mouth, as Fig. IX. Cut through to the bone, and each piece will become detached naturally.

as this at once enables the choicest cut to be served. For economical purposes many start carving at the knuckle end, gradually slanting towards the middle.

Ma
(of co
vary),
which

not of
really
(chick
clearly


D

The
leg are
in the
as the
turkey
bird th
in the
(Fig. 2
BOILED

Firs
the wi
XIII,
the leg
straight
the win
the en

TURKEY.

Make an incision about an inch from the breast bone (of course, the size of the bird may cause the distance to vary), cut right through, as Fig. X., and remove the wing, which will naturally fall away, as Fig. XI.; sever the leg



XIII.—BOILED FOWL.

at the socket, and this can then be removed in the same way then carve small slices from the breast. The legs and wings of the turkey are

not often eaten at table, for only the breast is considered really "fine." Figs. XII (duck) and XIII. and XIV. (chicken) show in a different manner, and perhaps more clearly, how the leg and wing are removed.

DUCK.

The wing and leg are removed in the same way as those of the turkey, and the bird then carved in the same style (Fig. XII.)

BOILED CHICKEN

First remove the wing, as Fig. XIII., and then



XIV.—CHICKEN.

the leg, as Fig. XIV. The knife should then be inserted straight through the centre of the bird at the point where the wing has been removed from, and then cut straight out to the end of the bird. The meat can then be more easily served.

HOUSEKEEPER'S TIME TABLE.

	Mode of Preparation.	Time of Cooking.	Time of Digestion.
		H. M.	H. M.
Apples, sour, hard.....	Raw	2 50
Apples, sweet and mellow....	Raw	1 50
Asparagus.....	Boiled	15 to 30	2 30
Beans (pod).....	Boiled	1 00	2 30
Beans with green corn.....	Boiled	45	3 45
Beef.....	Roasted	* 25	3 00
Beefsteak.....	Broiled	15	3 00
Beefsteak.....	Fried	15	4 00
Beef, salted.....	Boiled	* 35	4 15
Bass, fresh.....	Broiled	20	3 00
Beets, young.....	Boiled	2 00	3 45
Beets, old.....	Boiled	4 30	4 00
Bread, corn.....	Baked	45	3 15
Bread, wheat.....	Baked	1 00	3 30
Butter.....	Melted	3 30
Cabbage.....	Raw	2 30
Cabbage and vinegar.....	Raw	2 00
Cabbage.....	Boiled	1 00	4 30
Cauliflower.....	Boiled	1-2 00	2 30
Cake, sponge.....	Baked	45	2 30
Carrot, orange.....	Boiled	1 00	3 15
Cheese, old.....	Raw	3 30
Chicken.....	Fricasseed	1 00	3 45
Codfish, dry and whole.....	Boiled	* 15	2 00
Custard (one quart).....	Baked	30	2 45
Duck, tame.....	Roasted	1 30	4 00
Duck, wild.....	Roasted	1 00	4 50
Dumpling, apple.....	Boiled	1 00	3 00
Eggs, hard.....	Boiled	10	3 30
Eggs, soft.....	Boiled	3	3 00
Eggs.....	Fried	5	3 30
Eggs.....	Raw	2 00
Fowls, domestic, roasted, or..	Boiled	1 00	4 00
Gelatine.....	Boiled	2 30

* Minutes to the pound.

Goose
Lam
Mea
Milk
Mill
Mut
Mut
Onic
Oyst
Oyst
Pars
Pigs
Porl
Porl
Porl
Pot
Pot
Pot
Ricc
Salu
Sau
Sau
Sou
Sou
Spi
Tap
Ton
Ton
Tro
Tur
Tur
Vea
Ven

* M
The

	Mode of Preparation.	Time of Cooking.		Time of Digestion.	
		H.	M.	H.	M.
Goose, wild.....	Roasted	*	20		2 30
Lamb.....	Boiled	*	20		2 30
Meat and vegetables.....	Hashed		30		2 30
Milk.....	Raw			2 15
Milk.....	Boiled			2 00
Mutton.....	Roast	*	25		3 15
Mutton.....	Broiled		20		3 00
Onions.....	Boiled		1-2 00		3 00
Oysters.....	Roasted			3 15
Oysters.....	Stewed		5		3 30
Parsnips.....	Boiled		1 00		3 00
Pigs' feet.....	Soused			1 00
Pork.....	Roast	*	30		5 15
Pork.....	Boiled	*	25		4 30
Pork, raw or.....	Fried			4 15
Pork.....	Broiled		20		3 15
Potatoes.....	Boiled		30		3 30
Potatoes.....	Baked		45		3 30
Potatoes.....	Roasted		45		2 30
Rice.....	Boiled		20		1 00
Salmon, fresh.....	Boiled		8		1 45
Sausage.....	Fried		25		4 00
Sausage.....	Broiled		20		3 30
Soup, vegetable.....	Boiled		1 00		4 00
Soup, chicken.....	Boiled		2 00		3 00
Soup, oyster or mutton.....	Boiled		+3 30		3 30
Spinach.....	Boiled		1-2 00		2 30
Tapioca.....	Boiled		1 30		2 00
Tomatoes.....	Fresh		1 00		2 30
Tomatoes.....	Canned		30		2 30
Trout, salmon, fresh, boiled or	Fried		30		1 30
Turkey, boiled or.....	Roasted	*	20		2 30
Turnips.....	Boiled		45		3 30
Veal.....	Boiled		20		4 00
Venison steak.....	Broiled		20		1 35

* Minutes to the pound.

† Mutton soup.

The time given is the general average; the time will vary slightly with the quality of the article.

ARTICLES REQUIRED IN THE KITCHEN.

The following list will show what articles are necessary for the kitchen, and will be quite an aid to young housekeepers when about commencing to furnish the utensils needed in the kitchen department, and may prove useful to many: 2 sweeping brooms and 1 dust-pan, 1 whisk broom, 1 bread box, 2 cake boxes, 1 large flour box, 1 dredging box, 1 large-sized tin pepper box, 1 spice box containing smaller spice boxes, 2 cake pans, two sizes, 4 bread pans, 2 square biscuit pans, 1 apple corer, 1 lemon squeezer, 1 meat cleaver, 3 kitchen knives and forks, 1 large kitchen fork and 4 kitchen spoons, two sizes, 1 wooden spoon for cake making, 1 large bread knife, 1 griddle cake turner, also 1 griddle, 1 potato masher, 1 meat board, 1 dozen patty-pans, and the same number of tartlet-pans, 1 large tin pail and 1 wooden pail, 2 small tin pails, 1 set of tin basins, 1 set tin measures, 1 wooden butter ladle, 1 tin skimmer, 1 tin steamer, 2 dippers, two sizes, 2 funnels, two sizes, 1 set of jelly cake tins, 4 pie pans, 3 pudding moulds, one for boiling, two for baking, two sizes; 2 dish pans, two sizes, 2 cake or biscuit cutters, two sizes, 2 graters, one large and one small, 1 coffee canister 1 tea canister 1 tin or granite-ware teapot, 1 tin or granite-ware coffee-pot, 4 milk pans, 1 milk strainer, 1 dozen iron gem pans or muffin rings, 1 coarse gravy strainer, 1 fine strainer, 1 colander, 1 flour sifter, 2 scoops, one for flour, one for sugar, 2 jelly moulds, two sizes, 1 can opener, 1 egg beater, 1 cork screw, 1 chopping knife, 2 wooden chopping bowls, two sizes, 1 meat saw, 2 large earthen bowls, 4 stone jars, 1 coffee mill, 1 candlestick, 2 market baskets, two sizes, 1 clock, 1 ash bucket, 1 gridiron, 2 frying pans or spiders, two sizes, 4 flat-irons, 2 number 8 and 2 number 6, 2 dripping pans, two sizes, 3 iron kettles, porcelain lined if possible, 1 corn beef or fish kettle, 1 tea kettle, 2 granite-ware stew pans, two sizes, 1 wire toaster, 1 double

kett
for
1 st
kitch
boil
me

ven
con
mal
way
—a
who
low
stoi

kitch
clea
as

clea
the
thr
fan
bee
pu
left
int
tab
tur
enc

a h
lat
pre
tho
eas
kee
Fo
boa

kettle for cooking custards, grains, etc., 2 sugar boxes, one for coarse and one for fine sugar, 1 waffle iron, 1 step ladder, 1 stove, 1 coal shovel, 1 pair scales, 2 coal hods or buckets, 1 kitchen table, 2 kitchen chairs, 1 large clothes basket, 1 wash boiler, 1 wash board, 8 dozen clothes pins, 1 large nail hammer and 1 small tack hammer, 1 bean pot, 1 clothes wringer.

An ingenious housewife will manage to do with less conveniences, but these articles, if they can be purchased in the commencement of housekeeping, will save time and labor, making the preparation of food more easy — and it is always economy in the end to get the best material in all wares — as, for instance, the double plate tin will last for years, whereas the poor kind has to be replaced in a short time; the low-priced earthenware is soon broken up, whereas the strong stone ware, costing but a trifle more, lasts almost a lifetime.

In relation to the economy and management of the kitchen, I might suggest that the most essential thing is cleanliness in cooking, and also cleanliness with your person as well as in the keeping of the kitchen.

The hands of the cook should be always thoroughly cleansed before touching or handling anything pertaining to the cooking. Next there should never be anything wasted or thrown away that can be turned to account, either for your own family or some family in poor circumstances. Bread that has become hard can be used for toasting, or for stuffing and pudding. In warm weather any gravies or soups that are left from the preceding day should be boiled up and poured into clean pans. This is particularly necessary where vegetables have been added to the preparation, as it then so soon turns sour. In cooler weather, every other day will be often enough to warm up these things.

In cooking, clear as you go; that is to say, do not allow a host of basins, plates, spoons, and other utensils, to accumulate on the dressers and tables whilst you are engaged in preparing the dinner. By a little management and forethought, much confusion may be saved in this way. It is as easy to put a thing in its place when done with, as it is to keep continually moving it to find room for fresh requisites. For instance, after making a pudding, the flour-tub, paste-board, and rolling-pin, should be put away, and any basins,

spoons, etc., should be neatly packed up near the sink, to be washed when the proper time arrives. Neatness, order, and method should be always observed.

Never let your stock of spices, salt, seasonings, herbs, etc., dwindle down so low that some day, in the midst of preparing a large dinner, you find yourself minus a very important ingredient, thereby causing much confusion and annoyance.

After you have washed your sauce-pans, fish-kettle, etc., stand them before the fire for a few minutes to get thoroughly dry inside, before putting them away. They should then be kept in a dry place, in order that they may escape the deteriorating influence of rust, and thereby be quickly destroyed. Never leave sauce-pans dirty from one day's use to be cleaned the next; it is slovenly and untidy.

Do not be afraid of hot water in washing up dishes and dirty cooking utensils. As these are essentially greasy, lukewarm water cannot possibly have the effect of cleansing them effectually. Do not be chary also of changing and renewing the water occasionally. You will save yourself much time and labor by using Pearline in dish water.

Keep a cake of Sapolio always on hand in the kitchen—always convenient for rubbing off stains from earthenware, tin, glass, in fact, almost everything but silver; it is a cheap and valuable article, and can be purchased at nearly every grocery in Canada.

WEIGHTS AND MEASURES.

(In ordinary use among housekeepers.)

- 2 Cups lard make 1 pound.
- 2 Cups butter make 1 pound.
- 4 Cups pastry or bread flour make 1 pound.
- 3 7-8 Cups entire wheat flour make 1 pound.
- 4 1-2 Cups graham flour make 1 pound.
- 4 1-8 Cups rye flour make 1 pound.
- 2 2-3 Cups corn meal make 1 pound.
- 4 3-4 Cups rolled oats make 1 pound.
- 2 2-3 Cups oatmeal make 1 pound.
- 4 1-3 Cups coffee make 1 pound.
- 2 Cups granulated sugar make 1 pound.
- 2 2-3 Cups powdered sugar make 1 pound.
- 3 1-2 Cups confectioner's sugar make 1 pound.
- 2 2-3 Cups brown sugar make 1 pound.
- 2 Cups chopped meat make 1 pound.
- 1 7-8 Cups rice make 1 pound.
- 2 Cups raisins (packed) make 1 pound.
- 2 1-4 Cups currants make 1 pound.
- 2 Cups stale bread crumbs make 1 pound.
- 9 Large eggs make 1 pound.
- 2 Tablespoonfuls butter make 1 ounce.
- 4 Tablespoonfuls flour make 1 ounce.
- 6 Tablespoonfuls baking powder make 1-2 ounce.
- 3 Teaspoonfuls make 1 tablespoonful.
- 16 Tablespoonfuls dry ingredient make 1 cup.
- 4 Teaspoonfuls equal 1 tablespoonful liquid.
- 4 Tablespoonfuls equal 1 wineglass, or half a gill.
- 2 Wineglasses equal 1 gill, or half a cup.
- 2 Gills equal 1 coffee-cupful, or 16 tablespoonfuls.

2 Coffee-cupfuls equal 1 pint.

2 Pints equal 1 quart.

4 Quarts equal 1 gallon.

2 Tablespoonfuls equal 1 ounce, liquid.

1 Tablespoonful of salt equals 1 ounce.

16 Ounces equal 1 pound, or a pint of liquid.

4 Coffee-cupfuls of sifted flour equal 1 pound.

1 Quart of unsifted flour equals 1 pound.

8 or 10 ordinary sized eggs equal 1 pound.

1 Pint of sugar equals 1 pound. (White granulated.)

1 Tablespoonful of soft butter, well rounded, equals 1 ounce.

An ordinary tumblerful equals 1 coffee-cupful, or half a pint.

About 25 drops of any thin liquid will fill a common-sized teaspoon.

1 Pint of finely chopped meat, packed solidly, equals one pound.

A set of tin measures (with small spouts or lips), from a gallon down to half a gill, will be found very convenient in every kitchen; though common pitchers, bowls, glasses, etc., may be substituted.

(
and
the s
pleto
quar
cook
bone
impe
adds
comj
solid
row.
pou
subs
the
more
whe
tain
cont
?
alth
s
rend
answ
unle
frag
in tl
?
piec
that
tious
soup
cove
in o

SOUPS.

Consommé, or Stock, forms the basis of all meat soups, and also of all principal sauces. It is, therefore, essential to the success of these culinary operations to know the most complete and economical method of extracting from a certain quantity of meat the best possible stock or broth. Fresh uncooked beef makes the best stock, with the addition of cracked bones, as the glutinous matter contained in them renders it important that they should be boiled with the meat, which adds to the strength and thickness of the soup. They are composed of an earthy substance—to which they owe their solidity—of gelatine, and a fatty fluid, something like marrow. Two ounces of them contain as much gelatine as one pound of meat; but in them, this is so encased in the earthy substance, that boiling water can dissolve only the surface of the whole bones, but by breaking them they can be dissolved more. When there is an abundance of it, it causes the stock, when cold, to become a jelly. The flesh of old animals contains more flavor than the flesh of young ones. Brown meats contain more flavor than white.

Mutton is too strong in flavor for good stock, while veal, although quite glutinous, furnishes very little nutriment.

Some cooks use meat that has once been cooked; this renders little nourishment and destroys the flavor. It might answer for ready soup, but for stock to keep it is not as good, unless it should be roasted meats. Those contain higher fragrant properties; so by putting the remains of roast meats in the stock-pot you obtain a better flavor.

The shin bone is generally used, but the neck or “sticking piece,” as the butchers call it, contains more of the substance that you want to extract, makes a stronger and more nutritious soup than any other part of the animal. Meats for soup should always be put on to cook in cold water, in a covered pot, and allowed to simmer slowly for several hours, in order that the essence of the meat may be drawn out

thoroughly, and should be carefully skimmed to prevent it from becoming turbid; never allow to boil fast at any time, and if more water is needed, use boiling water from the tea-kettle; cold or lukewarm water spoils the flavor. Never salt it before the meat is tender (as that hardens and toughens the meat), especially if the meat is to be eaten. Take off every particle of scum as it rises, and before the vegetables are put in.

Allow a little less than a quart of water to a pound of meat and bone, and a teaspoonful of salt. When done, strain through a colander. If for clear soups strain again through a hair sieve, or fold a clean towel in a colander set over an earthen bowl, or any dish large enough to hold the stock. As stated before, stock is not as good when made entirely from cooked meats, but in a family which requires a large joint roasted every day, the bones and bits and underdone pieces of beef, or the bony structure of turkey or chicken that has been left from carving, bones of roasted poultry, these all assist in imparting a rich dark color to soup, and would be sufficient, if stewed as above, to furnish a family, without buying fresh meat for the purpose; still, with the addition of a little fresh meat it would be more nutritious. In cold weather you can gather them up for several days and put them to cook in cold water, and when done, strain, and put aside until needed.

Soup will be as good the second day as the first if heated to the boiling point. It should never be left in the pot, but should be turned into a dish or shallow pan, and set aside to get cold. Never cover up, as that will cause it to turn sour very quickly.

Before heating a second time, remove all the fat from the top. If this be melted in, the flavor of the soup will certainly be spoiled.

Thickened soups require nearly double the seasoning used for thin soups or broth.

Coloring is used in some brown soups, the chief of which is brown burnt sugar, which is known as caramel by French cooks,

Po
Parsle
instea

Po
in a cl
you wi

Mc
be thi

Ok

To
seeds
or take

Fo
but wl
or mac

Gr
put in

III

Of
paragu
vermic
or mus
shalots
until t
cellent
soups.
thyme,
ings s
meg, c
peel an
finer fl
wine,
tions,
less va

So
certair
intend

Pounded spinach leaves give a fine green color to soup. Parsley, or the green leaves of celery, put in soup will serve instead of spinach.

Pound a large handful of spinach in a mortar, then tie it in a cloth, and wring out all the juice; put this in the soup you wish to color green, five minutes before taking it up.

Mock turtle, and sometimes veal and lamb soups, should be this color.

Okra gives a green color to soup.

To color soup red, skin six red tomatoes, squeeze out the seeds and put them into the soup with the other vegetables—or take the juice only as directed for spinach.

For white soups, which are of veal, lamb or chicken, none but white vegetables are used; rice, pearl barley, vermicelli, or macaroni for thickening.

Grated carrot gives a fine amber color to soup; it must be put in as soon as the soup is free from scum.

HERBS AND VEGETABLES USED IN SOUPS.

Of vegetables the principal ones are carrots, tomatoes, asparagus, green peas, okra, macaroni, green corn, beans, rice, vermicelli, Scotch barley, pearl barley, wheat flour, mushroom or mushroom catsup, parsnips, beet-root, turnips, leeks, garlic, shalots, and onions; sliced onions fried with butter and flour until they are browned, then rubbed through a sieve, are excellent to heighten the color and flavor of brown sauces and soups. The herbs usually used in soups are parsley, common thyme, summer savory, knotted marjoram, and other seasonings such as bay-leaves, tarragon, allspice, cinnamon, nutmeg, cloves, mace, black and white pepper, red pepper, lemon-peel and juice, orange-peel and juice. The latter imparts a finer flavor and the acid is much milder. These materials, with wine, and the various catsups, combined in various proportions, are, with other ingredients, made into almost an endless variety of excellent soups and gravies.

Soups that are intended for the principal part of a meal certainly ought not to be flavored like sauces, which are only intended to give relish to some particular dish.

STOCK.

Six pounds of shin of beef, or six pounds of knuckle of veal; any bones, trimmings of poultry, or fresh meat; one-quarter pound of lean bacon or ham, two ounces of butter, two large onions, each stuck with cloves; one turnip, three carrots, one head of celery, two ounces of salt, one-half teaspoonful of whole pepper, one large blade of mace, one bunch of savory herbs except sage, four quarts and one-half pint of cold water.

Cut up the meat and bacon, or ham, into pieces of about three inches square; break the bones into small pieces, rub the butter on the bottom of the stewpan; put in one-half a pint of water, the broken bones, then meat and all other ingredients. Cover the stewpan, and place it on a sharp fire, occasionally stirring its contents. When the bottom of the pan becomes covered with a pale, jelly-like substance, add the four quarts of cold water, and simmer very gently for five or six hours. As we have said before, do not let it boil quickly. When nearly cooked, throw in a tablespoonful of salt to assist the scum to rise. Remove every particle of scum whilst it is doing, and strain it through a fine hair sieve; when cool remove all grease. This stock will keep for many days in cold weather.

Stock is the basis of many of the soups afterwards mentioned, and this will be found quite strong enough for ordinary purposes. Keep it in small jars, in a cool place. It makes a good gravy for hash-meats; one tablespoonful of it is sufficient to impart a fine flavor to a dish of macaroni and various other dishes. Good soups of various kinds are made from it at short notice; slice off a portion of the jelly, add water, and whatever vegetables and thickening preferred. It is best to partly cook the vegetables before adding to the stock, as much boiling injures the flavoring of the soup. Season and boil a few moments and serve hot.

WHITE STOCK.

White stock is used in the preparation of white soups, and is made by boiling six pounds of a knuckle of veal, cut up in small pieces, poultry trimmings, and four slices of lean

ham. Pr
above.

Place
When boil
proceeding
in a little
and pour
and long;
and strain

Four p
carrots, fo
teaspoonfu
five pints
in the sto
Prepare th
four hours

QUEE

Melt a
beat it up
of cream, s
macaroni,
pepper, an
fire till sm
with the s
dipped in
till they ar
and put th

Clean
salted wat
quart of g
with two o

ham. Proceed according to directions given in "Stock," above.

TO CLARIFY STOCK.

Place the stock in a clean saucepan, set it over a brisk fire. When boiling, add the white of one egg to each quart of stock, proceeding as follows: beat the whites of the eggs up well in a little water; then add a little hot stock; beat to a froth, and pour gradually into the pot; then beat the whole hard and long; allow it to boil up once, and immediately remove and strain through a thin flannel cloth.

BROWN STOCK.

Four pounds shin of beef or other meat and bones, four carrots, four onions, one turnip, one small head of celery, half teaspoonful salt, half teaspoonful pepper corns, six cloves, five pints cold water. Cut up the meat and bones and place in the stock pot, pour over the water and skim when boiling. Prepare the vegetables and add. Cover closely and simmer four hours. The spices should be added with the vegetables.

QUENELLES FOR CLEAR OR WHITE SOUP.

Melt an ounce of butter in a stew-pan over a gentle fire, beat it up with a dessertspoonful of flour and a tablespoon of cream, so as to make a thick paste; add two ounces of boiled macaroni, two ounces of Parmesan cheese grated, a little salt, pepper, and a grate of nutmeg. Beat the mixture over the fire till smooth and firm and leaves the sides of the saucepan with the spoon. Mould it into quenelles with a teaspoon dipped in hot water, and then poach them in boiling gravy till they are done thoroughly; lift them out with a skimmer, and put them into the tureen with the soup.

CREAM OF ASPARAGUS.

Clean a bundle of asparagus, cut off tips and boil in salted water till soft; boil the stalks twenty minutes in a quart of good stock; put two ounces of butter in a stew-pan with two ounces of flour, mix smoothly and pour in the hot

soup, having previously pulped the asparagus through a sieve; add one pint of milk; boil up and skim; put the tips in a tureen with a gill of cream; pour in the boiling soup; season with salt and pepper to taste, and serve.

WHITE SOUP.

Take a good-sized knuckle of veal, put it on to boil well covered with water, removing the scum as it comes to a boil; boil till the meat comes freely from the bones, which remove, returning the bones into the pot and boil for another three-quarters of an hour, renewing the water when you see fit, so that it may not boil dry; then strain all through a colander; you will then have one and one-half quarts of soup. Set it away in a cool place, and the following day put it on to boil with a quart of milk and a piece of fresh butter the size of an egg. Put one-half teaspoonful of ground mace, ground red or white pepper, and salt to taste; when all comes to a boil have two and one-half tablespoonfuls of flour well blended in cold water, pour this into the boiling soup, then let it boil for three or four minutes; remove the pot from the stove; take the yolks of six eggs well beaten, put a little of the soup with the eggs and mix all together, then pour slowly into the soup, stirring it quietly all the while; the eggs must not be added to the soup while boiling, as they will curdle; this makes a delicious soup when properly made. If preferred, one-half pint of cream can be used instead of the butter. Half the quantity can be made by using half the ingredients.

KIDNEY SOUP.

One ounce butter, one ounce flour, one-half ounce ground rice, pepper and salt, three quarts cold water, one tablespoon Worcester sauce, one tablespoonful mushroom sauce. Cut the kidneys in thin slices, sprinkle with the ounce of flour, melt the butter, put in the kidney and brown. Then pour in the water, stir till it boils, skim carefully and allow to simmer slowly for three hours. Put the one-half ounce of rice in a bowl with the sauces. When mixed pour into the soup; stir well till it boils, then cook slowly for ten minutes and

serve without the above.

One can tablespoon of one level tea spoons salt. leaves, cloves minutes. St partly light, rapidly five n cloth. Re-he of toasted br

To each c pulped carrot

Boil as n ones to each part and rub soup or good and season w serve very h squares.

Two quar one onion, a tablespoonful

Reserve o the rest of st fill quite ter remainder of just before se and flour we themselves, p them. Serve

serve without the meat. Two large kidneys are sufficient for the above.

TOMATO BOUILLON.

One can tomatoes, one and one-half quarts stock, one tablespoon chopped onion, two bay leaves, four whole cloves, one level teaspoon celery seed, whites three eggs, two tablespoons salt. Put tomatoes and stock over fire, add onion, bay leaves, cloves, celery and pepper. Cover and cook twenty minutes. Strain through a sieve. Beat whites of eggs till partly light, add these to tomato, bring to boil and boil rapidly five minutes. Strain through two thicknesses of cheese-cloth. Re-heat, season with salt and serve with tiny cubes of toasted bread.

CARROT SOUP.

To each quart of stock allow twelve or thirteen ounces of pulped carrot, salt and cayenne to taste.

Boil as many carrots as required (about four good-sized ones to each quart) till quite tender. Then cut up the red part and rub it through a sieve. Weigh it and add gravy soup or good stock in the above proportions; mix it gradually and season with salt and a little cayenne. Let it boil up, and serve very hot, with a dish of fried bread cut into small squares.

GREEN PEA SOUP.

Two quarts of stock, one-half peck of old peas, two lettuce, one onion, a few sprigs of mint, and a little cucumber, one tablespoonful of butter, one tablespoonful of flour.

Reserve one quart of stock and a teacupful of peas; put the rest of stock and all the vegetables together and simmer till quite tender, then press all through a sieve; add the remainder of the stock, let it come to the boiling point, and just before serving, if the soup is not very thick, add the butter and flour well mixed together. Boil the teacup of peas by themselves, put them in the tureen and pour the soup over them. Serve with a dish of toasted bread.

HARICOT BEAN SOUP.

Two quarts of stock, one pint of haricot beans, pepper and salt to taste.

Soak the beans all night in cold water, drain them and boil in cold water, slightly salted, till quite tender, about one and a half hours. Press them through a sieve with a spoon, and add them (leaving out the husks) to the stock, which should be warm; add pepper and salt to taste, boil up once more, and serve with a dish of fried bread cut into small squares.

KIDNEY SOUP.

One ounce kidney, one quart second stock, one tablespoonful mushroom catsup, one tablespoonful Harvey sauce, one ounce butter, one ounce flour of rice, pepper and salt. Wash and pepper, and roll kidney into it, then put in pan with butter and brown quickly; add part of the stock and let it come to the boil and cook a few minutes; put in sauce-pan with the rest of the stock, and leave to simmer two hours.

MOCK CLAM SOUP.

Cook a pint of marrowfat beans over night in water enough to cover them. In the morning drain and put them on the fire with a small onion and a gallon of cold water; boil until tender and strain. Add to the stock a little summer savory, two ounces of butter and a cup of cream or rich milk, season with salt and pepper.

When the soup comes to a boil, cut two slices of toast into dice, and four hard-boiled eggs in slices, put these in the tureen and pour the soup over and serve.

POTATO SOUP.

One carrot, one onion, two large potatoes chopped fine. Boil, and put through a colander; then add pepper and salt to taste; add a good sized piece of butter, and one quart of milk; let come to a boil and serve.

One o
quarter
round ta
for half
boils for
and eggs
cook a fe

Clear
plunge i
hot water
with a k
a little v
Breal
beat thro
until dar
water, co

One o
butter, o
bay leaf
double b
scalding
stir till
has beer
smooth,

One o
one onc
gether tl
them thr
the flour
and
ge off, th
cream w

TURKISH SOUP.

One quart white stock, one gill cream, yolks two eggs, one-quarter teaspoonful pepper, two tablespoonfuls of sago or round tapioca. When stock is boiling put in the sago (soaked for half an hour); beat yolks with cream, and when sago boils for ten minutes, add a cup of soup gradually to cream and eggs, stirring all the time; put back on the stove and cook a few minutes, stirring all the time.

TRIPE SOUP.

Cleanse the tripe thoroughly, slice in small pieces and plunge in boiling water. Remove carefully, wash again in hot water, and if there are any spots black or red left, scrape with a knife. Put in a sauce-pan with plenty of water and a little vinegar and boil until tender.

Break ten eggs in another dish, add salt and lemon-juice, beat thoroughly and stir into it a little of the boiling broth until danger of curdling is past; then add to the tripe and water, cook a moment longer and serve.

SALMON SOUP.

One cup cooked salmon, one pint milk, one tablespoonful butter, one tablespoonful flour, salt and pepper to taste; one bay leaf, one sprig parsley, one slice onion. Put milk in double boiler, and bay leaf, onion and parsley; let it come to scalding point, rub butter and flour together, put into milk, stir till it thickens; remove flavorings, add salmon, which has been rubbed through a colander, stir until it becomes smooth, add salt and cayenne. Serve.

TOMATO SOUP.

One tin tomatoes, one quart stock, one gill milk or cream, one ounce butter, one ounce flour, pepper and salt. Boil together the stock and tomatoes for fifteen minutes, then rub them through a sieve; melt the butter in a sauce-pan, stir in flour and strained stock, boil two minutes; allow the boil to go off, then add cream, and do not allow it to boil again or the cream will curdle.

TOMATO SOUP.

One quart of peeled tomatoes, to which add a pinch of soda, boil for one hour, or longer. Strain and return to the fire and add one quart of hot boiled milk; season with salt, pepper, and a small piece of butter; add three tablespoonfuls of rolled crackers and serve hot. Canned tomatoes may be used instead of fresh ones.

CLEAR SOUP.

Heat a heaping tablespoonful of butter in a covered saucepan; slice into it a medium-sized onion; stir until the onion is browned; add two pounds of finely chopped lean raw beef, one quart cold water; cover closely and let it simmer three hours. Strain the soup, return to the kettle; add the white and shell of an egg, well beaten, with a little cold water; add also four peppercorns, teaspoonful of salt, two cloves and a blade of mace. Boil five minutes, then strain and serve from a hot tureen.

ONION SOUP.

Put one tablespoonful of butter in the frying pan. When hot add one finely chopped onion; fry it until nicely browned, being careful not to burn. Put one quart of soup stock (made from odds and ends of cold meat) into a stew pan; add the fried onion and cook for fifteen minutes. Strain; return to the fire, add one tablespoonful of flour wet in a little cold water to thicken, and boil for five minutes longer. Season with one-half a teaspoonful of salt and one-quarter teaspoonful of pepper. Cut two slices of stale bread into dice; brown the dice in the oven. put them in the soup tureen, pour the soup over them and serve at once before they become soft.

GIBLET SOUP.

This soup is a great success and is very inexpensive, a plate of giblets only costing at market five cents. It is a very good imitation of mock turtle soup. The giblets of four

chicken
carrot, 1
come in
in stew
rot and
lets, sti
often tl
with ve
teaspoon
part, if
slowly d
livers, r
spoonfu
into thi
hard-bo
serve.

In
people
Many
housek
healthf
than tl
toes, p
they a
cars of
from h
two q
ander,
butter.
of mir
ful of
let boi

Tr
fry th
quarts

chickens or two turkeys are required, one medium onion, one carrot, half a turnip, a few sprigs of parsley, all of which come in the ordinary soup bunch. Heat butter size of an egg in stewpan, throw in the sliced onion, later the minced carrot and turnip; when tender and a light brown, add the giblets, stirring in a tablespoonful of flour. Be careful to stir often that they do not burn. Now cut up giblets and put with vegetables into soup kettle with tablespoonful of salt, teaspoonful of pepper and three quarts of water, or stock in part, if you have it, or any chicken bones. Let this simmer slowly for three hours or more; then strain it. Take all the livers, mash into them a tablespoonful of melted butter, tablespoonful browned flour; squeeze the juice of small lemon into this and add to the soup. Place in tureen yolks of three hard-boiled eggs cut in half-dozen pieces, pour over the soup; serve. This recipe came from the New York Cooking School.

SUMMER SOUP.

In summer soup should be light and appetizing, as few people desire rich food in any form at this season of the year. Many very excellent soups are made of vegetables, and the housekeeper can have her family partake daily of light, healthful soups at a small cost, which will be more acceptable than the usual meat and fish soups. Peel and slice two potatoes, parboil them in enough hot water to cover them. While they are cooking, chop two tomatoes, slice the corn off two ears of corn, and add one slice of onion, which you have saved from breakfast. Drain the potatoes, and put all on to cook in two quarts of cold water. When done, rub all through a colander, return the soup to the pot, add a level tablespoonful butter, one teaspoon salt, one-half teaspoon pepper and one of minced parsley. If not thick enough, moisten a teaspoonful of flour with cold water, thin with the soup and stir in; let boil up once, and it is ready for the table.

GUMBO SOUP.

Try out the fat of a slice of bacon, drain it off, and in it fry the slices of a large onion brown. Peel and cut up two quarts of fresh tomatoes, and cut thin one quart of okra. Put

all together with a little chopped parsley (one teaspoonful) in a stew kettle with three quarts of hot broth of any kind. Let it cook slowly for three hours. Season with a scant tablespoonful of salt and half a teaspoonful of pepper. In the winter a large can of tomatoes and a can of okra may be used in stead of the fresh vegetables.

MARROWBALL SOUP.

Let piece of marrow, size of egg, melt slowly. When slightly cooled add one cup grated bread crumbs, yolk of one egg, salt, nutmeg to flavor; mix well with little cold water. Take a teaspoonful, drop into boiling stock; do not cover the kettle; should the ball fall apart more bread crumbs should be added. Put the mixture in by the spoonful, and let boil slowly three minutes.

SQUASH AND GOOSE BONE SOUP.

At this time of the year use winter squash, cut into pieces two or three inches square, put into saucepan, cook slowly until tender. Press through a colander and return to kettle; add one pint milk. Rub together three tablespoons flour and three of butter; add this to the stock of bones left over from Christmas; stir until creamy; add pepper and salt and tablespoon onion juice. Serve.

CREAM OF BARLEY SOUP.

Boil one knuckle of veal or chicken or turkey bones in two quarts of cold water very gently for three hours; skim and strain. Wash a half cup of pearl barley in cold water; cover it with the white broth you have just made. Cover the saucepan and cook very gently until the barley is tender. Then remove one-third of the barley, set aside, and rub the remaining portion through a sieve. Now place in the saucepan the whole barley grains, also the barley and stock you have passed through the sieve, add half a pint of boiling cream, season to taste with salt and pepper. Throw into the soup fifteen beef balls, boil up once and serve three balls to each person.

Cu
of wa
Take
ful of
cup o
Stew,

T
crack
fine;
chopi
ful of
dice,
and b
place
ner,
which
cooke
well.
and s
have
it int
befor
sonec

F
in so
just
thes
ful b
fat a
gree
cut
and
boili

CHICKEN BROTH.

Cut up the fowl and put it into the pot with four quarts of water (cold); stew until there are but three quarts left. Take out the chicken; season the liquor and add a small cupful of rice. Cook rice tender. If you like you may add a cup of milk, and one or two beaten eggs just before serving. Stew, not boil, the chicken.

HIGHLANDER'S DELIGHT.

Two pounds of veal and three pounds of bones (well-cracked) from neck or knuckle of the calf; one onion, minced fine; one turnip, one carrot, grated. Bunch of sweet herbs, chopped; half cup of barley, salt and pepper, one tablespoonful of oatmeal, four quarts of cold water. Put meat, cut into dice, bones, chopped vegetables, and herbs on in the water and boil very slowly six hours. Season and set away in a cold place until next day. Take off the fat two hours before dinner, strain out the soup into a kettle and add the barley, which has been already soaked in warm water two hours, and cooked fifteen minutes in enough boiling water to cover it well. Put in with it the water in which it has been cooked, and simmer all together for half an hour. The oatmeal should have been soaked several hours in a little warm water. Stir it into the soup, and let all boil gently together for one hour before pouring out. This broth should be judiciously seasoned.

CHICKEN AND CORN BROTH.

Even in the country, where old fowls must be disposed of in some way, it is seldom economical to boil them to pieces just to make soup. But if you will save the liquor in which these have been boiled the day before for the table, a delightful broth may be made. One quart of the liquor cleared of fat after it is cold; one can of corn, chopped; or eight ears of green corn grated from the cob; one tablespoonful of butter cut up in one of flour; one tablespoonful of minced parsley and same of green onion-tops; pepper and salt; one cup of boiling milk. Boil corn and liquor slowly together one hour

after they begin to bubble. Rub thoroughly through a colander, season, and add herbs. Heat to boiling, stir in the floured butter, simmer five minutes, pour into the tureen, and add the boiling milk.

VERMICELLI OR SPAGHETTI SOUP.

Break the vermicelli or spaghetti into inch lengths, and cook tender and clear in boiling salted water. Drain this off; spread the vermicelli upon a dish and allow it to get almost cold, when drop into a quart of (cleared) boiling stock; let it just boil again, and serve. The pipe macaroni may be used in like manner, cut into quarter-inch lengths after it is cooked.

CLEAR TAPIOCA SOUP.

Soak two tablespoonfuls of pearl tapioca in a large cup of cold water four hours, then stir into a quart of well-seasoned boiling clear stock, and simmer ten minutes. Pearl sago may be substituted for tapioca if desired, but should be soaked four hours in cold water, and one hour in hot, before it goes into the soup.

CLEAR BROWN SOUP.

Clear the stock as directed in recipe for Amber Soup, and stir in enough caramel to color it to your liking, bearing in mind that too much will give a sweetish taste to the liquid. The caramel is made by heating granulated sugar in a tin cup or agate iron saucepan until it bubbles brownly all over. Add, at once, boiling water, a tablespoonful for each spoonful of the sugar—and stir until the sugar is dissolved. It will keep well in the refrigerator for a week or more. Some palates enjoy the flavor of cloves and allspice in browned soup. The whole spices are used and strained out before the caramel goes in. Allow six cloves and four allspice to a quart of stock. Onion flavor should be imparted by grating a raw onion and squeezing the juice through a cloth into the heating stock.

O
dice.
hour
a col
celery

S
Cook
a col
spoo
onion
of m
a we
addi
Pal
they

sorr
red

wat
the
left
the
If
eac
Mu
cup
On
wh
om
to

CREAM OF TURNIP SOUP.

One quart of lamb or mutton broth. Two cups of turnip dice. Use white, young turnips. Cook in the liquor half an hour after the boil begins, and when very tender, rub through a colander. Return to the fire and proceed as with cream of celery soup, only putting in both white and yolk of the egg.

CREAM OF LETTUCE SOUP.

Shred finely two heads of lettuce—the greener the better. Cook for half an hour in a quart of good stock, rub through a colander; return to the fire; stir into a cup of this two tablespoonfuls of white roux and a tablespoonful of cold boiled onion, minced fine, and one of minced parsley. Heat a cup of milk in another vessel, season with pepper and salt, stir in a well-whipped egg, and pour this mixture into the tureen, adding finally the lettuce soup. Send around Huntley and Palmer's crisp "dinner biscuits," which the eaters can, if they like, drop into each portion of soup.

CREAM OF SORREL SOUP.

This is best when made from the more delicate species of sorrel, such as infests our flower-borders, but the commoner red sorrel of the farm can be used.

SCOTCH BROTH.

One generous quart of stock made by boiling down the water in which a leg of mutton was cooked until you have half the original quantity. Or by boiling for eight hours the bones left from roast mutton, or the "trimmings" sent home by the butcher who prepared the roast and chops for the table. If raw meat and bones are used, allow one quart of water to each pound. Be careful to skim all the fat from the stock. Mutton-fat is tallow, unpalatable and indigestible. Half a cup of pearl barley, or rice. One medium-sized onion, minced. One tablespoonful of minced parsley. Two tablespoonfuls of white roux. Wash the barley or rice and soak in cold water one hour. Put the stock over the fire with the onion and bring to a rapid boil. Add the barley (or rice) and simmer for

three-quarters of an hour; put in the parsley and cook five minutes more before stirring in.

ENGLISH BARLEY BROTH.

One quart of strong stock made by boiling the bones of a rib-roast, or steak well broken, with a pound of underdone beef for six hours. Or if raw meat is at hand, allow for a pound of chopped lean beef and the cracked cooked bones aforesaid, three pints of water and stew it down in four hours to one quart. (Let it get cold and take off the fat, of course). One onion, one carrot cut into dice, and one small turnip also cut up small. Half a cup of barley soaked for an hour, with minced parsley and sweet marjoram, pepper and salt to taste.

Parboil the vegetables, drain them and put into the soup-kettle with the barley and the cold stock. Bring to a slow boil and keep this up for an hour, before the parsley goes in. For this broth you want a

CAULIFLOWER BROTH. (WITHOUT MEAT.)

One fine cauliflower; two tablespoonfuls of butter rolled in one of cornstarch; one onion; bunch of parsley; two blades of mace; two quarts of water; two cups of milk; pepper and salt; a pinch of soda in the milk. Cut the cauliflower into bunches, reserving about a cupful of small clusters to put whole into the soup. Chop the rest, also the onion and herbs, and put on in the water, with the mace. Cook an hour, and rub through a colander. Return the purée thus obtained to the pot, and season with pepper and salt. As it boils, stir in the whole clusters, previously boiled tender in hot, salted water, and left to cool. When the soup is again hot, put in the butter and cornstarch; stir until this has thickened; pour into the tureen, and add the boiling milk. Pass sliced lemon and cream-crackers with it.

CORN CHOWDER.

Twelve ears of green corn, and two onions sliced; three large potatoes, or six small, parboiled. Six Boston crackers, well buttered and soaked five minutes in boiling water. Three

tablespoonful per, and One quart spoonful table and browned cut from potatoes, Cover with minutes vessel, and at the chow may be good as

Heat the liquor the carc When it with a l with tw This po hard-boi with a : one min

A p stock, ol corned l until it or stew Season handful that us stock, n fast bac

tablespoonfuls of butter and one cup of milk. Parsley, pepper, and salt. A pinch of soda in the milk. One beaten egg. One quart of boiling water. Fry the onions in two tablespoonfuls of butter in the soup-kettle. Remove this to the table and take out the onions with a skimmer, leaving the browned butter in the bottom. Put into this a layer of corn cut from the cob, then of crackers, next of sliced parboiled potatoes, seasoning as you go, until all the ingredients are in. Cover with the hot water, and cook gently for about forty minutes after it begins to boil. Heat the milk in a separate vessel, stir into it a tablespoonful of butter rolled in flour, and at last a beaten egg. Pour the milk into the tureen, then the chowder, stirring all the while. This broth or chowder may be made in winter with canned corn, but is not nearly so good as when fresh is used.

GIBLET SOUP.

Heat one quart of chicken stock. You can utilize for this the liquor in which a fowl has been boiled, or that in which the carcasses of cooked fowls have been boiled for hours. When it boils, stir in the finely minced giblets of two fowls with a little chopped parsley, cook half an hour and thicken with two tablespoonfuls of brown roux. Season judiciously. This popular soup is made still better if force-meat balls of hard-boiled yolks, rubbed to a paste with a little butter, bound with a raw egg and rolled in browned flour, be dropped in one minute before the soup leaves the fire.

LIVER SOUP.

A palatable and inexpensive soup is made of one quart of stock, obtained by boiling four slices of corned lean ham, or a corned ham-bone, with a sliced onion, in two quarts of water until it is reduced one-half. Chop the "left-overs" of fried or stewed liver fine with a little ham, and add to the stock. Season to taste; thicken with a brown roux, and pour upon a handful of croutons in the bottom of the tureen. The heart, that usually comes with the liver, if boiled tender in the ham-stock, may be minced and added. Any slices of fried breakfast bacon left in the pantry, if chopped fine, will improve the

flavor. If while on the look-out for "left-overs," you espy a cold boiled, fried, or poached egg on the shelf, mince it, and let it also go into the soup. Season with pepper and minced parsley. You will be surprised to find how good the product of the hunt proves to be.

RABBIT OR "OLD HARE" SOUP.

One rabbit, jointed as for fricassee. One-half pound of salt pork, minced finely. One large onion, also chopped. One stalk of celery, and chopped parsley. A teaspoonful of Worcestershire sauce; a tablespoonful of tomato-catsup; a glassful of brown sherry; the juice of half a lemon; two tablespoonfuls of good dripping, and a heaping tablespoonful of brown roux. Salt and pepper to taste. One gallon of water. Fry the onion in the dripping, and when lightly browned, add the pieces of rabbit, cover with cold water and cook very slowly for four hours, or until the meat is in rags. Season with salt and pepper. Let all get cold together. Skim off the fat; strain through a coarse cloth, return to the fire and when it boils thicken with the roux; put in the catsup, wine, lemon-juice, and, if you fancy, a pinch of ground allspice. If not brown enough, color with a little caramel.

MULLIGATAWNY SOUP.

One quart of chicken, veal, or calf's-head broth. One small onion, minced. A pinch of mace. Half a cupful of soaked rice. Juice of a lemon. One generous tablespoonful of brown roux. One teaspoonful of curry powder. Salt to taste. One teacupful of strained tomato-juice.

PLAIN CHICKEN SOUP.

One fowl, four quarts of water, one cupful of rice, one slice of onion, two sticks of celery, one sprig of parsley. Place the fowl, cut into pieces, in a saucepan with four quarts of cold water; when it comes to the boiling-point, draw it aside and let it simmer for three hours; then add one thick slice of onion, two sticks of celery, one sprig of parsley, and one cupful of rice, and simmer for another hour; strain and let the soup stand until the grease can be taken off the top. Remove

the meat, l
the rice th
salt and pe
may also b
little roux
spoonfuls o
cornstarch
minutes to
it clear. 1

To one
mixed veg
vegetables
and one te

Put int
fresh tomat
be better i
parsley, a
of sugar;
another sa
hot add a
tablespoon
this roux &
it well wit
Pass the w
before serv

One cu
tablespoon
spoonful o
per to tast
quarts of
saucepan v
have it, of
*4

the meat, bones, and vegetables from the strainer, and press the rice through the sieve; stir this into the soup; season with salt and pepper, and heat again before serving; a little cream may also be added. This soup is also good thickened with a little roux or with cornstarch. For the latter, take two tablespoonfuls of the cold stock; stir into it one tablespoonful of cornstarch; then stir it into the soup, and let cook for ten minutes to take away the raw taste of the starch, and to make it clear. Pieces of the breast cut into dice may also be added.

VEGETABLE SOUP.

To one quart of common stock add one pint of parboiled mixed vegetables cut into small dice. Simmer until the vegetables are tender but not pasty. Season with salt, pepper, and one teaspoonful of sugar. Serve without straining.

TOMATO PUREE.

Put into a granite-ware saucepan a quart of canned or of fresh tomatoes; add a pint of water or of stock;—the soup will be better if stock is used;—add also one bay-leaf, a sprig of parsley, a stick of celery, six peppercorns, and a teaspoonful of sugar; simmer until the tomato is thoroughly soft. In another saucepan put a tablespoonful of butter; when it is hot add a sliced onion, and fry, but not brown it; then add a tablespoonful of flour, and cook, but not brown the flour. To this roux add enough of the tomato to dilute it, and then mix it well with the rest of the tomato, and season with salt. Pass the whole through a fine sieve or strainer. Heat it again before serving, and sprinkle over the top small croutons.

SPLIT-PEA OR BEAN SOUP.

One cupful of split peas, or one cupful of dried beans, one tablespoonful of butter, two quarts of water, one-half teaspoonful of sugar, one tablespoonful of flour. Salt and pepper to taste. Let the peas or beans soak over night in three quarts of cold water. Put the soaked peas or beans into a saucepan with two quarts of water and a ham-bone, if you have it, otherwise it may be omitted. Let simmer for four

or five hours, or until the peas or beans are perfectly soft. (Add more water from time to time, if necessary.) Then pass them through a sieve; add to the pulp enough stock, or milk, or water to make a soup of the consistency of cream. Put it again into a saucepan on the fire; season, and add a roux made of one tablespoonful of butter and one tablespoonful of flour cooked together; dilute the roux to smoothness with a little of the soup before adding it to the pot. The roux will hold the particles of peas or beans in suspension. Without it they are liable to precipitate. An onion may be boiled with the peas or beans if desired. Serve croutons on the soup, or pass them.

VEGETABLE PUREE.

Ingredients.—Onions, carrots, potatoes (boiled first), beans of any kind, parsnips, celery, peas, leek, turnips, cauliflowers, etc. Directions.—Cut up a large plateful of any and all kinds of vegetables you happen to have—always having potatoes or beans for thickening. First, put into a saucepan a teacup of dripping or stock-fat, and when very hot add the sliced onions; stir well to prevent them burning, and when they are red stir in a large spoonful of flour till it is of the same color. Now stir in a pint of hot water and some pepper and salt—mind not to add the pepper and salt at first, as the onions and flour would then more readily burn. Now add the rest of the vegetables, and let them simmer, adding more hot water as necessary, for two hours; then press them through a colander, return them to the range and let them simmer till the moment of serving.

CREAM OF OYSTERS.

Scald a quart of oysters in their own liquor. Remove the oysters; chop and pound them in a mortar, then press as much of them as possible through a purée sieve. Make a roux of one tablespoonful of butter and a heaping tablespoonful of flour. Dilute it with the oyster juice. Add the oyster pulp; season it with pepper, salt and paprika, and keep it hot until ready to serve. Just before serving add a half pint of whipped cream, and beat it well into the soup.

One fo
rice, salt a
a wet cloth
joints in a
fowl. Let
the breast;
a sieve. L
fully remo
the breast
of rice; sa
tender.

The nec
meat shoul
pound of n
or five hou
serve, remo
stick of cel
taste, and l
leg of mutt
but is not r

BRO

Broth n
fine mince.
let soak for
hour; seaso:

CAL

Make a
spoonful of
flour, and l
half or two
boiled, whit
ing. Add t
one-half ho

CHICKEN BROTH.

One fowl, four quarts of cold water, one-half cupful of rice, salt and pepper. Clean the fowl carefully; wash it with a wet cloth; cut it into pieces and remove the fat. Place the joints in a saucepan with a quart of water to each pound of fowl. Let it simmer until the meat is tender; then remove the breast; after four hours take it off and strain it through a sieve. Let the soup stand until the grease rises; then carefully remove it, and put the soup again in the saucepan; add the breast of the chicken, cut into dice, and the half cupful of rice; salt and pepper to taste, and cook until the rice is tender.

MUTTON BROTH.

The neck or shoulder-pieces may be used for broth. The meat should be cut into pieces and the fat removed. To each pound of meat add one quart of cold water; simmer for four or five hours; strain it into an earthen bowl; when ready to serve, remove the grease, and add to each quart of stock one stick of celery, two tablespoonfuls of rice, salt and pepper to taste, and boil until the rice is soft. The water in which a leg of mutton has been boiled will make a good mutton soup, but is not rich enough for a broth to be served to an invalid.

BROTH MADE QUICKLY FOR INVALIDS.

Broth may be made quickly by chopping lean meat to a fine mince. To a pound of meat add one pint of cold water; let soak for fifteen minutes; then let slowly boil for half an hour; season and strain.

CALF'S-HEAD OR MOCK-TURTLE SOUP.

Make a brown roux by putting in a saucepan one tablespoonful of butter, let it brown, add two tablespoonfuls of flour, and let that brown; then add, slowly at first, one and a half or two quarts of water in which a calf's head has been boiled, white wine instead of vinegar being used in the boiling. Add three or four strained tomatoes and simmer for one-half hour. Skim off any fat and season with salt and

pepper. Add some pieces of boiled calf's head cut in pieces one-half inch square, a few egg balls, two or three tablespoonfuls of sherry, and a few very thin slices of lemon.

OYSTER SOUP.

Scald a quart, or twenty-five, oysters in their own liquor. As soon as they are plump, or the gills curl, remove them (oysters harden if boiled). Add to the liquor a cupful of water. Make a roux of one tablespoonful each of butter and flour, dilute it with the liquor, and when it is smooth add a cupful of scalded milk or cream. Season with pepper, salt, if necessary, and a dash of cayenne or paprica; then add the oysters, and as soon as they are heated serve at once. In oyster houses finely shredded cabbage with a French dressing is served with oyster soup, and is a good accompaniment when served for luncheon. Oysters should be carefully examined, and the liquor passed through a fine sieve before being cooked, in order to remove any pieces of shell there may be in them.

CLAM SOUP.

Remove the clams from the shells as soon as they have opened. Put them in a warm place, until the juice is prepared. Add a cupful of hot milk to a quart of juice, and thicken it with a roux made of one tablespoonful of butter and one tablespoonful of flour; then add the clams, chopped fine, season, and bring the soup again to the boiling-point and serve. Two spoonfuls of whipped cream served on each plateful of soup is an improvement to the dish.

CONSOMME.

Four pounds shin of beef, four pounds knuckle of veal, four quarts cold water, two ounces lean ham or bacon, six cloves, six peppercorns, bouquet of herbs, one tablespoonful of salt, three onions, one carrot, one turnip, two stalks of celery, two sprigs of parsley, three eggs, whites and shells; rind and juice of one lemon. Wipe and cut the meat and bones into small pieces. Put the marrow, bones, and part of the meat in

the kettle, with the onions in dripping, and when cold remove the eggs, lemon, and heat again clear, or with straw color.

One onion, thyme in butter. Move the onion also. Whisk and drop in same, then the two whole pepper and size of the thicken with minutes long.

One pint cream, four beaten yolks after this.

To one onion and come to a piece of pepper to very hot.

the kettle, with four quarts of cold water. Heat slowly; cut the onions and vegetables fine, and fry them in the ham fat or in drippings, then brown the remainder of the meat. Add onions, meat, herbs, spices and vegetables. Simmer until the meat is in rags; it will take about seven hours. Strain, and when cold remove the fat and add the whites and shells of the eggs, lemon and salt and pepper, if needed. When well mixed heat it, and boil ten minutes. Strain through fine strainer, and heat again to the boiling point before serving. Serve clear, or with wine or lemon. It should be of a light brown or straw color.

OX-TAIL SOUP.

One ox-tail, two pounds lean beef, four carrots, three onions, thyme. Cut the tail into several pieces and fry brown in butter. Slice the onions and carrots, and when you remove the ox-tail from the frying-pan, put in these and brown also. When done tie them in a bag with a bunch of thyme and drop into a soup pot. Lay the pieces of ox-tail in the same, then the meat cut into small slices. Grate over them the two whole carrots, and add four quarts of cold water with pepper and salt. Boil four to six hours, in proportion to the size of the tail. Strain fifteen minutes before serving, and thicken with two tablespoonfuls of browned flour. Boil ten minutes longer.

DUCHESS SOUP.

One pint white stock, one pint brown stock, salt and cayenne, four teaspoonfuls rice-flour. Strain and pour over well beaten yolks of two eggs. Soup must not be allowed to boil after this. Before serving add half a cup of whipped cream.

POTATO SOUP.

To one quart of milk add two stalks of celery, one small onion and one bay leaf; put in a double sauce-pan and let come to the boil; strain, add a cup of mashed potatoes and a piece of butter the size of an egg; season with salt and pepper to taste; thicken with a little corn-starch and serve very hot.

TOMATO BISQUE SOUP.

One quart of tomatoes, three pints of milk, one large tablespoonful of flour, butter the size of an egg, pepper and salt to taste; one scant teaspoonful of soda. Put tomatoes on to stew and the milk in a double boiler, reserving half a cup to mix the flour. Mix flour smoothly and stir in boiling milk and cook ten minutes. Add soda to tomato, stir well and strain, add butter, salt and pepper to milk and then the tomato. Serve immediately.

CREAM OF CELERY SOUP.

One pint of milk, one tablespoonful of flour, one tablespoonful of butter. The long stalks of three heads of celery, one small onion, a small piece of mace and one cup of whipped cream. Boil onion, celery and mace from thirty to forty minutes. Mix flour with two tablespoonfuls of cold milk and add to boiling milk; cook ten minutes; mash the celery in the water it was boiled in and stir in boiling milk; add butter and season with salt and pepper to taste; strain, and serve immediately. Whip a cup of cream and add to soup after it is in the tureen.

PEANUT SOUP.

One quart of rich milk, one large cupful of peanuts, measured after they have been shelled and skinned. Put milk on to cook in a double boiler; add salt to taste, and season highly with black and red pepper. Add the peanuts, which have been put through a meat chopper two or three times until they are ground fine. Cook twenty or thirty minutes. Just before taking from the fire add a cupful of cream. Strain and serve immediately.

MILK POTATO SOUP.

Heat one pint of milk, thicken it with one tablespoonful of flour and one tablespoonful of butter; add half a teaspoonful of salt, a little pepper, quarter of a teaspoonful of onion juice, two large potatoes; mash and strain.

Put a l
salt and o
simmering
fire. Into
a cup of c
nut. Intc
time; just

One q
three tabl
cup of cre
pan, cut
they begi
will simm
to boil; f
for three
teen min
turn sou
cream an
stantly.

Two
the meat
meat int
slice of t
all cut f
Simmer
water;
tablespo
fectly su
chopped

One
mash n

VEAL SOUP.

Put a knuckle of veal into three quarts of water, a little salt and one tablespoonful of rice, boil slowly, hardly above simmering, until liquor is reduced one-half; remove from the fire. Into a dish put the yolk of one egg; stir well into it a cup of cream; add a piece of butter the size of a hickory nut. Into this strain the soup boiling hot, stirring all the time; just at last beat well for one minute. Serve.

ONION SOUP.

One quart of milk, six large onions, yolks of four eggs, three tablespoonfuls of butter, one tablespoonful of flour, one cup of cream, salt and pepper to taste. Put butter in frying-pan, cut onion in thin slices and drop in butter; stir until they begin to cook, then cover tight and set back where they will simmer and not burn for one-half hour, then put milk on to boil; add the dry flour to onions, stir constantly over fire for three minutes; pour mixture into milk and cook for fifteen minutes; strain; season with salt and pepper and return soup to fire; beat yolks thoroughly, add them to the cream and stir into soup. Cook three minutes, stirring constantly. Pour over fried croutons in tureen and serve.

SCOTCH BROTH.

Two pounds of the scraggy part of a neck of mutton. Cut the meat from the bones, and cut off all the fat. Then cut meat into small pieces and put into soup pot with one large slice of turnip, two of carrot, one onion and a stalk of celery, all cut fine; half a cup of barley and three pints of cold water. Simmer gently two hours. On to the bones put one pint of water; simmer two hours and strain on the soup. Cook a tablespoonful of flour and one of butter together until perfectly smooth, stir into the soup, and add a teaspoonful of chopped parsley. Season with salt and pepper.

MUSHROOM SOUP.

One-half pound fresh mushrooms; remove the stock and mash mushrooms, chop them fine with a silver knife. Put

on fire, melt one quart good chicken stock, cover and simmer gently for thirty minutes, add one teaspoon salt and simmer ten minutes longer; put two tablespoons butter in a saucepan, add (dry) three tablespoons flour; cook one minute; add one-half pint cream to your mushrooms, and add by degrees to your butter and flour, with care to keep good thickness, smooth; stir till it comes to a boiling point; add a dash of white pepper. For luncheon serve in cups.

CREAM OF CELERY SOUP.

Pint of milk, thickened with flour and cornstarch, a dash of red pepper, a slice of onion, a blade of mace; boil together; add a head of celery previously cut in pieces, boiled and mashed, in salted water in which boiled. When well blended strain; add lump of butter; stir over fire till blended. If very special add a cupful of whipped cream after soup is dished in very hot tureen. [This soup should be made, as all other milk soups, in double boiler.—Ed.]

DAHL SOUP.

One-half pint of Dahl, washed, three pints of cold water; let it stand two hours. Then add two small heads of celery, or one teaspoonful of celery seed tied in a muslin bag, one blade mace, one-half dozen pepper corns, one onion, one ounce butter and one of flour mixed together; pepper and salt. Serve with toasted dice-bread.

Dress
the water
in water
butter in
alone. I
the frost
fish is so
Pour vin

Fish
adding o
boiled. F
double, it
makes th
cooked u
running
to spoil t

All ki
is the be
tables ge
apply gr
escape of

To se
salted) i
ing, sera
scales w
bottom c
an old sc
off the b
the back
close to
fully un
and sera
backbon
tirely.

FISH.

Dress fish as quickly as possible after they are taken from the water. Wash and rub the inside with salt. Do not soak in water long, as the flesh is apt to become flabby. Lard and butter in equal quantities is better for frying fish than butter alone. Frozen fish should be put in cold water to draw out the frost. Add a little vinegar to the water in which salt fish is soaked. Soak salt fish in sour milk to freshen them. Pour vinegar over fresh fish to make the scales come off easily.

Fish can be improved in flavor by rubbing with vinegar or adding one-half cup of vinegar to the water in which it is boiled. Fish, when prepared for the table, should never be laid double, if it can be avoided, as the steam from the under layer makes the upper layer so soft as to break easily. They must be cooked until the flesh separates easily from the bones. By running a knife in a little way, say under the fins, so as not to spoil the appearance of the fish, this can be judged of.

All kinds of cooked fish can be served with salads. Lettuce is the best green salad to serve, but all cooked and cold vegetables go well with fish. Whatever the method of cooking, apply great heat at first to sear the outside and prevent the escape of the juices, except for a soup or chowder.

To scale a fish hold it by the tail under water (which is salted) in a deep pan, and with a small, sharp knife held slanting, scrape the scales from the tail toward the head. The scales will come off easier under water and will fall to the bottom of the pan instead of flying about. Wipe the fish on an old soft towel and lay it on a board or a large platter. Cut off the head and tail, and if it is to be broiled split it down the back. This is done by passing the knife one side of and close to the backbone, from the head to the tail, cutting carefully until the entrails are reached. Remove them carefully and scrape the inside of the fish and all the blood from the backbone. If preferred, the backbone can be removed entirely. Wipe the fish inside and out with a cloth wrung out

of salted water, lay it on a dish and keep it in a cool place until wanted. For baking or frying, the fish may be opened down the body.

The only secret in boning is to hold the knife close to the bone, scraping away every particle of flesh. To remove the skin, loosen it with a knife around the head and pull quickly toward the tail. If the fingers are dipped in salt occasionally it will give them a firmer grip on the slipping fish. This will be done in the market if the purchaser so directs. In freshening salt fish lay it in the water skin-side up. Baking, boiling, frying, broiling and steaming are the standard methods of cooking fish.

BROILED FISH.

Broiling is assuredly the oldest method of cooking, and no new one surpasses it. The skin of small or thin fish serves to keep them in shape. Slices of halibut or salmon may be broiled whole, or the skin and bone removed and cut in fillets. Clean and split the fish. Rub a double broiler with suet, lay the fish, flesh side down, on and set over the fire; turn until both sides are brown. When done take up carefully on a heated dish, sprinkle with salt and pepper, spread with butter and serve.

BOILED FISH.

This is thought to be the most delicate of all, but on account of its slippery skin and gelatinous consistency, it is hard to boil it so that its appearance will gratify the eye. To attain the best results, several rules are to be remembered and observed. First, the fish must be weighed. Second, it must be carefully bound up in thin muslin; coarse cheese-cloth is excellent for the purpose. Third, the kettle must be large enough to accommodate the fish easily, and the water must be well salted first, or the flakes will have a tendency to separate. Fourth, the water must be at boiling point, but not boiling when the fish is put in, and should be in sufficient quantity to fully cover it, but not in excess, or the flavor will be washed away. For a large fish, add three tablespoonfuls of vinegar to the water. Fifth, keep the water boiling, and

allow si
six min
stab a f
that the
If the
a part
much a
boiler
boiled
lemons
out the

Pro
heapin
Rub th
with t
juice o
then l
under
spoonf
Serve
and pe
but th
grease
brown
the pa
way, i
at all
is not
is cnt

T
imme
conve
fryin
meth

allow six minutes to each pound, and if the fish is large, add six minutes to the computation; for instance, make the thirty-six minutes due a six-pounder, forty-two minutes. Never stab a fish with a fork or skewer to find if it is done, but see that the water boils steadily and does not stop for an instant. If the water boils turbulently, the kettle must be moved to a part of the stove where it can have a less fierce heat, as too much agitation of the water will cause it to crumble. A fish boiler is best to use. Serve with drawn-butter and hard-boiled eggs sliced. Garnish also with parsley and sliced lemons. Some like tomato catsup poured over the fish, without the eggs and lemons.

BAKED FISH.

Procure a fish of three or four pounds, season with one heaping tablespoonful of salt, one teaspoonful of pepper. Rub the seasoning well in and outside the fish; place the fish with two sliced onions on a large dish; sprinkle over the juice of one large lemon; cover and set aside for one hour. then lay the fish in a baking-pan with four thin slices of pork under it, and three slices of pork on top. Pour one tablespoonful of melted butter over and bake forty-five minutes. Serve in a hot dish garnished with lemon cut into quarters, and parsley. It can be baked without the onion or lemon, but these improve its flavor. If salt pork is not at hand, grease the pan thoroughly with lard and lay a sheet of nice brown paper, cut to the size of the pan, in the bottom. Grease the paper thoroughly and lay the fish upon it. Baked in this way, it can easily be taken from the pan without breaking it at all, and the trouble of cleaning the pan afterwards, which is not a little when the baking is done in the usual manner, is entirely avoided.

MODES OF FRYING.

The usual custom among professional cooks is to entirely immerse the article to be cooked in boiling fat, but from inconvenience most households use the half-frying method of frying in a small amount of fat in a frying-pan. For the first method a shallow iron frying-kettle, large at the top and

small at the bottom, is best to use. The fat should half fill the kettle, or an amount sufficient to float whatever is to be fried; the heat of the fat should get to such a degree that, when a piece of bread or a teaspoonful of the batter is dropped in it, it will become brown almost instantly, but should not be so hot as to burn the fat. Some cooks say that the fat should be smoking, but my experience is, that is a mistake, as that soon ruins the fat. As soon as it begins to smoke it should be removed a little to one side, and still be kept at the boiling point. If fritters, crullers, croquettes, etc., are dropped into fat that is too hot, it crusts over the outside before the inside has fully risen, making a heavy hard article, and also ruining the fat, giving it a burnt flavor.

Many French cooks prefer beef fat or suet to lard for frying purposes, considering it more wholesome and digestible, does not impart as much flavor, or adhere or soak into the article cooked as pork fat.

In families of any size, where there is much cooking required, there are enough drippings and fat remnants from roasts of beef, skimming from the soup-kettle, with the addition of occasionally a pound of suet from the market, to amply supply the need. All such remnants and skimmings should be clarified about twice a week, by boiling them all together in water. When the fat is all melted, it should be strained with the water and set aside to cool. After the fat on the top has hardened, lift the cake from the water on which it lies, scrape off all the dark particles from the bottom, then melt over again the fat; while hot strain into a small clean stone jar or bright tin pail, and then it is ready for use. Always after frying anything, the fat should stand until it settles and has cooled somewhat; then turn off carefully so as to leave it clear from the sediment that settles at the bottom.

The second mode of frying, using a frying-pan with a small quantity of fat or grease, to be done properly, should in the first place have the frying-pan hot over the fire, and the fat in it actually boiling before the article to be cooked is placed in it, the intense heat quickly searing up the pores of the article and forming a brown crust on the lower side, then turning over and browning the other the same way.

Still
what si
ing the
pan sho
hot that
of suet.
sary to
flat, an
when s
same a

DR

Soe
is user
flour).
for cu
eggs, c
crumb

Cu
sardin
on ea
follow
cunce
spoon
sauc
until

T
baco
trim
on e
roll
to co

Still, there is another mode of frying; the process is somewhat similar to broiling, the hot frying-pan or spider replacing the hot fire. To do this correctly, a thick bottom frying-pan should be used. Place it over the fire, and when it is so hot that it will hiss, oil over the bottom of the pan with a piece of suet, that is, if the meat is all lean; if not, it is not necessary to grease the bottom of the pan. Lay in the meat quite flat, and brown it quickly, first on one side, then on the other; when sufficiently cooked, dish on a hot platter and season the same as broiled meats.

DRESSING FOR FRIED FISH, OYSTERS OR CUTLETS.

Soda biscuits, seasoning, eggs. Roll biscuits (if a bottle is used for this it will be found to roll the biscuits as fine as flour), add seasoning, pepper and salt for fish and oysters; for cutlets, thyme, sweet marjoram and summer savory. Beat eggs, dip oysters or any fry in them, roll in seasoned cracker crumbs, and fry in butter or lard.

SARDINE SAVOY.

Cut three slices of bread a little larger than the size of a sardine, fry a delicate brown on both sides, place a sardine on each and make them hot in the oven. Pour over them the following sauce: Beat up two eggs and mix with a quarter ounce of butter, one teaspoon Tarrago vinegar, quarter teaspoon made mustard, salt to taste, and a little Worcester sauce. Put these in a small saucepan and stir over the fire until it thickens (not boils).

ANGELS ON HORSEBACK.

Twelve oysters, twelve round croutons; twelve pieces of bacon two inches long and one-half inch wide. Beard and trim each oyster and put one on each piece of bacon, squeeze on each a drop of lemon juice and a very little cayenne, and roll it up in the bacon. Cook it in a brisk oven (long enough to cook the bacon) and serve very hot, dished on watercress.

OYSTER STEW

Scald a quart of oysters in their own liquor till plump; drain and place to keep warm; sauce of one tablespoon each of butter and flour; one cup of hot milk and oyster liquor each; heat in a pan two teaspoons of butter, and brown six tablespoons of bread crumbs, put three tablespoons of chopped celery in the bottom of a bake dish, then the white sauce flavored with salt and pepper to taste, lastly the crumbs on top. Place in oven and heat thoroughly; serve very hot.

FISH LEFT OVER.

Make one cup tomato sauce by cooking one teaspoonful of minced onion in one teaspoonful of butter until it is yellow; add a level tablespoonful of flour and when well mixed and bubbling, stir it into a cup of hot stewed tomatoes. When it has cooked a little and is thick, season to taste. Take one part each of cold boiled fish and macaroni with one-quarter cup of cheese; cut into small bits one cold egg. Strain the tomato sauce over them and one-quarter cup of fine cracker crumbs, moistened in one-third cup of melted butter on the top. Bake till brown.

BAKED FISH.

Take any cold boiled fish, free from bones (canned salmon will do), pour over it a cup or more of cream or milk mixed with a little flour, butter, pepper, and salt. Put small bits of butter on top, and bake one-half hour. Cracker crumbs are an improvement.

CANAPEES OF SARDINES.

Sardines, the yolks of three or four hard-boiled eggs, a little butter, mustard, pepper, and vinegar, slices of toast.

Take some slices of roll and cut them neatly into oval or octagon shapes. Toast them slightly, or fry them in oil or butter till they are of a nice yellow color. Take some sardines and strip them from the bones; lay one-half of them aside, and pound the other to a smooth paste with the eggs and butter. Add the mustard, pepper, and vinegar. When

these ing
prepared
sardines,
before th

Sard
Scrap
them wi
them in
slices of
serve at
This
chovy p

One
latter,
spoonfu
drrippin
Fill
may no
Make a
that it
fry qui
in a ci
garnish
soon as
in a tu

Tw
powder
juice o
Ch
and b
stewpa
time;

these ingredients are well mixed, spread the paste over the prepared slices of toast. On the top lay the other half of the sardines, cut into small strips, stand them in a Dutch oven before the fire and serve very hot.

SARDINES ON TOAST.

Sardines, cayenne, and lemon-juice.

Scrape and bone the sardines, lay them on a plate; sprinkle them with lemon-juice and a little cayenne pepper. Stand them in the oven until thoroughly hot; have ready some neat slices of hot-buttered toast; lay the sardines on these and serve at once.

This dish may be varied by spreading the toast with anchovy paste before laying on the sardines.

SOLES IN BATTER.

One pair of soles, not very thick, pepper and salt; for the latter, one-half pound flour, two ounces butter, one-half teaspoonful of salt, two eggs, enough milk to mix it; lard or dripping for frying.

Fillet the soles, and cut each fillet in two pieces, that they may not be too large, and sprinkle them with pepper and salt. Make a light batter with the above ingredients, taking care that it is not very thin; dip each piece of fish into this, and fry quickly in boiling fat to a golden brown. Arrange them in a circle, one overlapping the other, on a hot dish, and garnish with fresh or fried parsley. They are best served as soon as cooked. Melted butter may be sent to table with them in a tureen, if liked.

CURRIED OYSTERS.

Two dozen oysters, one onion, one tablespoonful of curry-powder, one dessertspoonful of flour, two ounces of butter, juice of a lemon.

Chop the onion up quite fine, mix the curry-powder, flour and butter together, and put all these ingredients into a stewpan, and simmer till of a nice brown, stirring all the time; add the liquor of the oysters and the lemon-juice, and

boil together for five minutes. Put in the oysters, boil up once, and serve with a dish of rice.

BAKED COD.

The middle part of a large cod fish or a whole small one, a teacup of bread-crumbs, peppered and salted, two tablespoonfuls boiled salt pork, finely chopped, one tablespoonful of herbs—parsley, sweet marjoram, thyme, and a mere suspicion of minced onion—one teaspoonful of anchovy or Harvey's sauce, half a teacupful of melted butter, juice of half a lemon, one beaten egg.

Lay the fish in cold, salted water for half an hour, then wipe it dry, and stuff it with a forcemeat, made of crumbs, pork, herbs, onions and seasoning, bound with the beaten egg. Lay it in the baking-dish, and pour over it the melted butter, which should be quite thin, seasoned with the sauce, lemon-juice, pepper, and a pinch of parsley. Bake in a moderate oven for an hour, or longer, if the piece is large, basting frequently, lest it should brown too fast. Add a little butter and water if the sauce thickens too much. When the fish is done, remove it to a hot dish, strain the gravy over it, and serve. A few capers or chopped green pickles are considered a pleasant addition to the sauce.

CUTLETS OF COD OR SALMON.

Three pounds of fish cut in slices three-quarters of an inch thick from the body of the fish, a handful of fine bread-crumbs, with which should be mixed pepper and salt, and a little mixed parsley and one egg, beaten light. Enough butter, lard, or dripping to fry the cutlets.

Cut each slice of fish into strips, as wide as your two fingers, then dry them with a clean cloth, rub lightly with salt and pepper, dip in the egg, then the breadcrumbs, and fry in enough fat to cover them well. Drain away every drop of fat, and lay upon hot white paper in a heated dish.

POACHED EGG WITH SALMON.

Stamp out the required number of rounds of bread an inch thick, cut the centres out of these, leaving a case with a

narrow ri
butter an
canned sa
a poached
and slice

One j
allowed t
cr cream,
light, tw
half as n

Heat
tato rubb
lastly the
when po

Or, n
potato.
beat in a
of a dish

Thre
fat remo
four tab
chopped
Cut
and lay
the onion
set in a
then coo
are tend

One
boiled e
of suga

narrow rim. Brush over the outsides of cases with melted butter and brown in oven; fill the space in the centre with canned salmon flaked and heated in a cup of cream sauce; lay a poached egg above the salmon; serve garnished with parsley and sliced lemon. (These are good even without the eggs.)

SALT COD WITH EGG SAUCE.

One pound salt cod, previously soaked, then boiled and allowed to cool, picked or chopped fine; one small cup milk or cream, one teaspoonful cornflour or flour, two eggs beaten light, two tablespoonfuls of butter, a little chopped parsley, half as much mashed potato as fish. Pepper to taste.

Heat the milk, thicken with the cornflour, then the potato rubbed very fine; next, the butter, the eggs, and parsley; lastly the fish. Stir and toss until smoking hot all through, when pour into a deep dish.

Or, make a sauce of all the ingredients except the fish and potato. Mix these well together with a little melted butter, heat in a saucepan, stirring all the while; heap in the centre of a dish and pour the sauce over all.

EELS STEWED A L'AMERICAIN.

Three pounds of eels, skinned and cleaned, and all the fat removed from the inside; one young onion, chopped fine, four tablespoonfuls of butter. Pepper and salt to taste, with chopped parsley.

Cut the eels in pieces, about two inches in length; season and lay in a saucepan containing the melted butter. Strew the onion and parsley over all, cover the saucepan closely, and set in a pot of cold water. Bring this gradually to a boil, then cook very gently for an hour and a half, or until the eels are tender. Turn out into a deep dish.

MAYONNAISE OF FISH.

One pound or rather more of cold boiled fish, three hard-boiled eggs, two tablespoonfuls of best oil, two teaspoonfuls of sugar, six tablespoonfuls of vinegar, one teaspoonful of

salt, one-half teaspoonful each of pepper and made mustard, two heads of blanched lettuce.

Rub the yolks of the eggs smooth with the oil, add the sugar, salt, mustard and pepper, and when these are well mixed, the vinegar, a few drops at a time. Set it by, covered, while you cut—not chop—the fish into strips about an inch long, and shred the lettuce. Mix these in a salad bowl, pour over the dressing and garnish with rings of the whites of the eggs. Serve as soon as it is ready or the lettuce will become limp.

If preferred, the lettuce may be laid around the fish after the dressing is poured on, instead of being mixed with it.

MOULDED SALMON.

One-half pound of cold boiled salmon, two eggs beaten light, two tablespoonfuls of butter (melted, but not hot), one tablespoonful of fine breadcrumbs, seasoning of pepper, salt, and minced parsley.

Chop the fish fine, then rub it in a mortar or bowl with the back of a silver spoon, adding the butter until it is a smooth paste; beat the breadcrumbs into the eggs, and season before working all together. Put it into a buttered pudding-mould, and steam or boil for half an hour.

Sauce for the Above.—One cup of milk, heated to a boil and thickened with a tablespoonful of cornflour, one large spoonful of butter, one raw egg, one teaspoonful of anchovy, mushroom or tomato catsup, a small pinch of mace, and one of cayenne. Put the egg in last, and very carefully boil one minute to cook it, and when the pudding is turned from the mould, pour over it and serve. This is a nice supper dish, and canned salmon may be used for it if liked, and the liquor added to the sauce.

BAKED SALMON WITH CREAM SAUCE.

A middle cut of salmon, four tablespoonfuls of butter, melted in hot water. For the Sauce—A cup of cream, one spoonful of cornflour, one tablespoonful of butter, pepper, salt, and parsley.

Butter
the fish
in: the ba
and-water
a modera
lifting th
self that
saucepan
selve a bit
caution v
double bo
flour, add
a liberal
wrapped
rest to ta

If you
the thick

Fresh
water, an
and pick
or cream,
of two eg
to taste
milk on
to milk,
stir until
lets; roll
crumbs.

Sauce
smoothly

One a
quarters
of butter
spoonful
salt, slig

Butter a sheet of foolscap paper on both sides, and wrap the fish up in it, pinning the ends securely together. Lay it in the baking pan and pour six or seven spoonfuls of butter-and-water over it. Turn another pan over all, and steam in a moderate oven from three-quarters of an hour to an hour, lifting the cover from time to time to baste, and assure yourself that the paper is not burning. Meanwhile have ready in a saucepan a cup of cream, in which you would do well to dissolve a bit of soda a little larger than a pea. This is a wise precaution whenever cream is to be boiled. Heat this in a double boiler, thicken with a heaping teaspoonful of corn-flour, add a tablespoonful of butter, pepper and salt to taste, a liberal pinch of minced parsley; and when the fish is unwrapped and dished pour half slowly over it, sending the rest to table in a boat.

If you have no cream use milk, and add a beaten egg to the thickening.

FISH CUTLET.

Fresh halibut or cod. Put on to boil in salted boiling water, and let it boil ten minutes to the pound. Take it out and pick up fine. Two cups of boiled fish, one cup of milk or cream, one large tablespoonful butter, three of flour, yolks of two eggs, tablespoonful of chopped parsley, salt and pepper to taste (little onion juice and nutmeg, if you wish). Put milk on to boil, rub butter and flour together well and add to milk, then parsley. Add yolks of eggs, then the fish and stir until well mixed, then season. When cold form into cutlets; roll with a little flour, dip in egg and then in bread-crumbs. Fry in dripping.

Sauce.—Tablespoonful of melted butter, one of flour, stir smoothly, add one cup of milk; salt and pepper.

FISH BALLS A LA NORRIS.

One and a half cups of fish pickled in small pieces, three-quarters of a cup of milk, three-quarters of a tablespoonful of butter, one and a half tablespoonful of flour, one tablespoonful finely chopped parsley, quarter teaspoonful of celery salt, slight grating of nutmeg; salt and pepper to taste.

Butter and flour put in saucepan stirred until well blended; add milk, cook, stirring constantly till it leaves bottom and sides of pan; add flavorings, seasoning and fish; mix well together; form into balls without using flour; arrange down the centre of a dish which has been garnished with a puree of peas and potatoes (using pastry bag). Garnish with parsley.

STEAMED SALMON.

One can salmon, one cup fine breadcrumbs, one tablespoonful melted butter, one teaspoonful chopped parsley, two eggs. A little milk improves it. Steam in a mould one hour. Make a white sauce; season with teaspoonful anchovy sauce and pour over the salmon when served. This is a luncheon dish.

SALMON CREAM.

Half can salmon well blended, add yolks of two eggs, two pinches salt, quarter teaspoonful cayenne, half teaspoonful mace, small piece of onion, eight tablespoonfuls of cream or milk, a small piece of butter, two tablespoonfuls breadcrumbs; mix well, put in mould and steam; serve with butter sauce.

Butter Sauce.—Butter size of an egg, two tablespoonfuls flour, pinch of salt; mix well on stove, add boiling water, stirring all the time.

DRESSING FOR OYSTER COCKTAIL.

Juice of four lemons, two tablespoonfuls onion juice, six tablespoonfuls tomato catsup, four tablespoonfuls grated horseradish, ten drops of tobasco, one small teaspoonful salt; add sufficient vinegar to make a thin sauce.

FISH ENTREE.

One can salmon, two or three eggs, well beaten; one cup breadcrumbs, a little pepper and salt, a small piece of butter. Put in a bowl and steam two hours. Serve with a drawn-butter sauce, in which can be added two hard boiled eggs, chopped fine.

A da
drained,
one ounce
preferabl
juice add
one of le
together
cutlets;
biscuit-c
in a circ

Cove
Put a c
until ter
egg and
balls, fr
at once.

Butt
ster and
moisten

S.

Pro
ever it,
strained
and thi
the fish

Soa
having
a table
and let

LOBSTER CUTLET.

A dainty little dish is made from half a tin of lobster drained, the juice saved for panada of one ounce of butter, one ounce of flour, half a teaspoonful of salt, a dash of pepper, preferably cayenne; one gill of lobster juice; if not enough juice add milk. Boil well, add two tablespoonfuls cream and one of lemon-juice; stir in lobster, chopped fine; beat all well together and cool. When set divide in small portions, form cutlets; for bone stick in a small bit of macaroni; egg and biscuit-crumb the cutlets and fry in butter. To be served in a circle round a centre of fried parsley.

SALT CODFISH BALLS.

Cover six pared or quartered potatoes with boiling water. Put a cupful of picked codfish above the potatoes and cook until tender, drain, mash and season to taste. Add a beaten egg and beat the mixture until light; shape into smooth, light balls, fry in beef fat, smoking hot; drain carefully and serve at once.

ESCALLOPED LOBSTER.

Butter the dish, chop the lobster quite fine; layer of lobster and cracker crumbs alternately; salt, pepper, and butter; moisten with milk. Bake for twenty minutes.

SALT MACKEREL WITH TOMATO SAUCE.

Proceed as with boiled mackerel, but when dished, pour over it, instead of the white sauce, one of tomatoes, stewed, strained, seasoned with onion-juice, pepper, salt, and sugar, and thickened with a brown roux of butter and flour. Let the fish lie in this for ten minutes and serve.

CREAMED CODFISH (SALT).

Soak all night, changing the water several times and having the last bath quite hot. Boil tender in hot water with a tablespoonful of vinegar. Take out the bones while hot, and let it cool before picking or shredding it into fine flakes.

Heat a cupful of milk, stir into it a tablespoonful of butter rolled in one of flour, cook until it thickens well, take from the fire and add two beaten eggs. When these are well mixed, add the shredded fish, and cook two minutes, stirring steadily. A tablespoonful of minced parsley is an improvement, also a little lemon-juice. Season with cayenne or paprica. Serve hot.

SMOKED SALMON.

Soak over night, changing the water three times for warmer. In the morning rub hard to get rid of the smoke and rust, leave in ice-water half an hour, wipe dry, rub with olive oil and vinegar and broil over a clean fire. Pass sliced lemon with it.

A QUICK RELISH OF SMOKED SALMON.

Half a pound of smoked salmon cut into narrow strips; two tablespoonfuls of butter; juice of half a lemon; cayenne pepper. Parboil the salmon ten minutes; lay in cold water for the same length of time; wipe dry, and broil over a clear fire. Butter while hot, season with cayenne and lemon-juice, pile in a "log-cabin" square upon a hot plate, and send up with dry toast.

SARDINES AU GRATIN.

Lift each fish carefully from the oil in which it was put up, hold suspended for a moment to let most of the oil drip from it, squeeze a few drops of lemon-juice upon it and roll in very fine, peppered cracker dust. Lay upon a buttered tin, or stoneware plate, and brown lightly upon the upper grating of a quick oven. Pass crackers, heated and buttered, and sliced lemon with them. They are a good luncheon or supper dish.

SMOKED HERRING, ALEWIVES, BLOATERS, ETC.

Wash thoroughly, wipe dry, wrap them in clean, wet manilla paper, and leave in a quick oven for fifteen minutes. Serve with sliced lemon.

A See
thorough
minutes
juice and

The
from an
hours, th
tablespo
sieve to
mashed
well, ma
every cu
get quit
place to
well to
fry in d

Skin
and sal
Cover
minutes
ing, sti
and tur
ing. S
Cook g

Onl
having
chicker
Witho
Fry in
milk, c

"FINNAN HADDIE."

A Scotch delicacy that is becoming popular with us. Wash thoroughly, leave in cold water half an hour, then for five minutes in very hot. Wipe, rub over with butter and lemon-juice and broil fifteen minutes.

CODFISH BALLS.

The purified, shredded codfish, to be bought by the box from any grocer, is best for these. Soak it for two or three hours, then boil for fifteen minutes in water that has had a tablespoonful of vinegar stirred into it, and spread upon a sieve to get cold. Allow to each cupful of fish half as much mashed potato whipped to a soft cream. Mix them together well, make very hot over the fire and beat in a frothed egg for every cupful of fish. Season with pepper. Let the mixture get quite cold, make into balls, roll in flour, and set in a cold place to stiffen. If you wish them for breakfast you will do well to make them the night before. Roll again in flour and fry in deep fat to a yellow-brown.

STEWED FROGS' LEGS.

Skin, lay in milk for fifteen minutes; roll in peppered and salted flour, and sauté in hot butter for three minutes. Cover (barely) with hot water, and stew tender. Twenty minutes should suffice. Heat half a cupful of cream to boiling, stir in a tablespoonful of butter rolled in flour, boil up, and turn into the saucepan where the frogs' legs are simmering. Season with pepper, salt, and a little chopped parsley. Cook gently for three minutes and serve.

FRIED FROGS' LEGS.

Only the hind legs are eatable. They are very good, having a curious resemblance to the most delicate spring chicken. Skin, wash, and lay in milk for fifteen minutes. Without wiping them, pepper and salt, and coat with flour. Fry in deep boiling fat to a light brown. Or—Wipe off the milk, dip in egg and pounded cracker, and fry.

CROQUETTES OF LOBSTER.

Meat of one fine lobster, well boiled; two eggs; two table-spoonfuls of butter; half a cupful of fine bread-crumbs; one teaspoonful of anchovy sauce, yolks of two eggs, boiled hard and rubbed to a powder, then beaten into the butter; one good teaspoonful of lemon-juice; season well with salt and cayenne pepper; also, a pinch of mace and lemon-peel; yolks of two raw eggs, beaten very light. Mince the meat, work in the butter, melted, but not hot; then the seasoning, the raw eggs, and lastly the bread-crumbs. Make into oblong balls, set on the ice for two hours and fry quickly in deep cottolene. Drain them of every drop of fat by rolling each, for an instant, very lightly upon a hot, clean cloth. Be sure your dish is well heated. Crab croquettes are made in the same way.

CURRIED LOBSTER.

Two cups of lobster-dice, two cups of weak soup stock, one teaspoonful of minced onion, and two of curry powder, saltspoonful of salt. Fry the onion in the butter, add the salt, the stock, the curry, and cook gently for five minutes, before putting in the lobster. Serve as soon as this is thoroughly heated. Pass plain boiled rice with this dish.

SCALLOPED OYSTERS.

✓ Cover the bottom of a greased bake-dish with oysters, and the oysters with fine cracker-crumbs. Sprinkle these with pepper, salt, and bits of butter; then lay in more oysters and go on in this order until all are in. The top layer should be of crumbs and well buttered. Pour over each layer of oysters as it goes in, a few spoonfuls of oyster liquor, and upon the crumbs the same quantity of cream. Bake, covered, in a quick oven until hot all through, uncover and brown lightly. Serve with sliced lemon. You may fill clam-shells, or silver or china scallop shells in like manner.

BOILED SALMON.

Sew up the fish in a piece of thin muslin, or mosquito-netting, fitted well to it, and boil in salted boiling water to

which two
off the clot
to the pou
spoonfuls
spoonful of
with nastu

Put en
Add half a
a dozen bl
in a piece
slowly for
pound, qui
butter, ba
with the j
sliced lem

Wash
water at
for almos
the vessel
Wash, no
wipe perf
or lemon-
of an hou
dish and
minced pe
cooked in
for the t

Clean
in egg ar
deep cott

Clean
mar its b

which two tablespoonfuls of vinegar have been added. Take off the cloth carefully when the fish has boiled twelve minutes to the pound, and lay upon a hot platter. Pour over it a few spoonfuls of egg sauce into which has been stirred a tablespoonful of capers, and serve the rest in a gravy-boat. Garnish with nasturtiums, or parsley, or cresses.

BOILED BASS.

Put enough water in the pot for the fish to swim in easily. Add half a cupful of vinegar, a teaspoonful of salt, an onion, a dozen black peppers, and a blade of mace. Sew up the fish in a piece of clean mosquito-netting, fitted to its shape. Heat slowly for the first half hour, then boil twelve minutes to the pound, quite fast. Unwrap, and pour over it a cup of drawn-butter, based upon the liquor in which the fish was boiled, with the juice of half a lemon stirred into it. Garnish with sliced lemon.

BROILED SALT MACKEREL.

Wash and scrape the fish. Soak all night, changing the water at bed-time for tepid, and again early in the morning for almost scalding. Keep this hot for an hour by setting the vessel containing the soaking fish on the side of the range. Wash, now, in cold water with a stiff brush or rough cloth, wipe perfectly dry, rub all over with salad oil and vinegar, or lemon-juice, and let it lie in this marinade for a quarter of an hour before broiling it over clear coals. Lay on a hot dish and spread with a mixture of butter, lemon-juice, and minced parsley. The mackerel will be so far superior to that cooked in the old-fashioned way that it will amply repay you for the trifling additional work.

FRIED PICKEREL.

Clean, wipe dry, roll in salted and peppered flour, or dip in egg and roll in seasoned cracker-dust, and fry quickly in deep cottolene or oil brought slowly to the boil.

BROOK TROUT.

Clean, wash, and dry the fish, handling tenderly, not to mar its beauty or flavor, roll in salted and peppered flour, and

fry in deep fat to a delicate brown. Serve up on folded tissue-paper in a hot-water dish, if you have one. The simpler the seasoning the better.

FRIED OYSTERS.

✓ Drain and wipe fine large oysters, dip each first in cracker-dust (peppered and salted), then in beaten egg, and again in the cracker, and arrange upon a large cold platter. Set upon ice for half an hour and fry in butter that has been gradually brought to a boil. Cook a few at a time, and if the crumbs come off in the fat, strain them out before the next instalment goes in.

FILLETS OF HALIBUT, BLACK-FISH, BASS, ETC.

The word fillet, whether applied to fish, poultry, game, or butcher's meat, means simply the flesh of either (or of certain portions of it), raised clear from the bones in a handsome form, and divided or not, as the manner in which it is to be served may require. It is an elegant mode of dressing various kinds of fish, and even those which are not the most highly esteemed, afford an excellent dish when thus prepared. The fish to be filleted with advantage, should be large; the flesh may then be divided down the middle of the back, next separated from the fins, and with a very sharp knife raised clean from the bones. When thus prepared, the fillets may be divided, trimmed into a good form, egged, covered with fine crumbs, fried in the usual way, and served with the same sauces as the whole fish; or each fillet may be rolled up, in its entire length, if very small, or after being once divided, if large, and fastened with a slight twine, or a short thin skewer; then egged, crumbed, and fried in plenty of boiling lard; or merely well floured, and fried from eight to ten minutes. When the fish are not very large, they are sometimes boned without being parted in the middle, and each side is rolled from the tail to the head, after being first spread with butter, a few bread-crumbs, and a high seasoning of mace and cayenne; or with pounded lobster mixed with a large portion of the coral, and the same seasoning, and proportion of butter; then laid into a dish, well covered with

crumbs of brown in a

The fillet of uniform and flour, drained, a teaspoonful

Cut them; fry them; four onion boiled together then flour and let them gravy with half a glass the top, at

Put a pound of flour with stuff it with hours, but and brown butter, and squeeze of boiled up,

Cut in them; dip thyme; fiquant s

Partial to an obo

crumbs of bread and clarified butter, and baked from twelve to sixteen minutes, or until the crumbs are colored to a fine brown in a moderate oven.

The filets may likewise be cut into small strips or squares of uniform size, lightly dredged with pepper or cayenne, salt, and flour, and fried in butter over a brisk fire; then well drained, and sauced with a good bechamel, flavored with a teaspoonful of minced parsley.

TO COLLOP HALIBUT.

Cut the fish into nice cutlets, of about an inch thick, and fry them; then put them into a broth made of the bones, four onions, a stick of celery, and a bundle of sweet herbs, boiled together for half an hour. Strain this broth, thicken, then flour and lay them in a stew-pan with some good broth, and let them stew gently until perfectly tender; thicken the gravy with butter or cream, add a spoonful of Harvey's sauce, half a glass of wine, and serve it up with capers strewed over the top, and garnished with slices of lemon.

TO ROAST STURGEON.

Put a good-sized piece in a large cradle-spit (five or six pounds will make a handsome dish for the head of the table); stuff it with forcemeat; keep it at the fire for two or three hours, but remove the skin; cover it with crumbs of bread, and brown it with the salamander; baste it constantly with butter, and serve with a good brown gravy, an anchovy, a squeeze of Seville orange or lemon, and a glass of sherry boiled up, and poured into the dish.

STURGEON CUTLETS.

Cut in slices quarter of an inch thick; dry, flour, and egg them; dip in crumbs, seasoned with pepper, salt, parsley, and thyme; fry them, and serve with Indian pickle, tomato, or piquant sauce.

HALIBUT, OR, HOLIBUT.

Partakes somewhat of the flavor of the turbot, and grows to an enormous size, being sometimes caught weighing more

than one hundred weight; the best size is, however, from twenty to forty pounds, as, if much larger, it is coarse. The most esteemed parts are the flakes over the fins, and the pickings about the head; but on account of its great bulk, it is commonly cut up and sold in collops, or in pieces of a few pounds weight, at a very reasonable rate. A small one cut in thin slices and crimped, is very good eating.

TO BOIL HALIBUT.

Take a small halibut, or what you require from a large fish. Put it into the fish-kettle, with the back of the fish undermost, cover it with cold water, in which a handful of salt, and a bit of saltpetre the size of a hazel nut, have been dissolved. When it begins to boil, skim it carefully, and then let it just simmer till it is done. Four pounds of fish will require nearly thirty minutes to boil it. Drain it, garnish with horseradish or parsley—egg sauce or plain melted butter are served with it.

SALMON IN A MOULD.

Drain the liquor from one can of salmon, and remove the bones and skin. Chop fine and rub into it until smooth, four tablespoonfuls of melted butter, season with salt, pepper and minced parsley, also a little celery, if liked. Beat four eggs well, add half a cupful of cracker-crumbs, mix all well and thoroughly. Put into a buttered mould and steam one hour. Sauce.—Boil one cupful of milk and thicken with one tablespoonful of corn-starch; add to the liquor from the salmon, one tablespoonful of butter, one egg, and one teaspoonful of catsup. Put the egg in last and very carefully. Boil one minute. Turn the salmon out of the mould and pour the sauce around.

FISH OMELET.

Cook together one level tablespoonful of flour and one of butter; add gradually half a cup of hot milk and a little pepper. Pour boiling water on a half-cupful of shredded codfish, drain and mix with the thickened milk, then add two

cupfuls of
spoonful of
cook slow
and serve

Take a
fork. Ha
pint of m
with salt
until smc
from fire
of salmor
with laye
and serve

Shred
In the r
water; v
simmer g
Rub one
add to th
mixture;
parsley.

Put t
mix cay
drops of
on ice, f
and wat

Lay
back do

cupfuls of cold boiled potatoes chopped fine. Melt a table-spoonful of butter in a spider; when hot turn in fish and cook slowly until a thick crust has formed; then fold over and serve on hot platter.

CREAMED SALMON.

Delightful supper dish easily prepared.

Take a tin of salmon, empty on a dish and flake with a fork. Have ready a sauce made in double boiler from one pint of milk, butter size of an egg, one teaspoonful of flour, with salt and cayenne pepper to taste. Melt butter and flour until smooth and add milk slowly. When it boils remove from fire and add two well-beaten eggs. Put alternate layers of salmon and sauce in baking dish until all is used; cover with layer of cracker or bread-crumbs; bake fifteen minutes and serve hot.

CODFISH IN CREAM.

Shred and soak half a cup of salted codfish over night. In the morning drain, place in a stew-pan, cover with cold water; when it boils, drain; cover again with water and simmer gently for fifteen minutes; add one cup of rich milk. Rub one spoonful of flour smooth in one spoonful of butter; add to the codfish; mince one hard-boiled egg, stir into the mixture; add a pinch of pepper and a teaspoonful of minced parsley. Boil up once. Serve.

OYSTER COCKTAIL.

Put three or four oysters in a glass (small lemonade glass), mix cayenne, lemon-juice and tomato sauce, also put a few drops of tobasco sauce (very little). Let all stand in glasses, on ice, for about three hours. Serve glasses on small plate and water-cress around the glasses.

BOILED WHITEFISH.

Lay the fish open; put it in a dripping pan, with the back down; nearly cover with water; to one fish put two table-

spoonfuls of salt; cover tightly and simmer (not boil) one-half hour; dress with gravy, butter and pepper; garnish with sliced eggs. For sauce use a piece of butter the size of an egg, one tablespoonful of flour, one-half pint boiling water; boil a few minutes, and add three hard-boiled eggs, shredded.

BROILED WHITEFISH—FRESH.

Wash and drain the fish; sprinkle with pepper and lay with the inside down upon the gridiron, and broil over fresh bright coals. When a nice brown, turn for a moment on the other side, then take up and spread with butter. This is a very nice way of broiling all kinds of fish, fresh or salted. A little smoke under the fish adds to its flavor. This may be made by putting two or three coals under the gridiron.

BAKED BLACK BASS.

Eight good sized onions chopped fine; half that quantity of bread-crumbs; butter the size of hen's egg; plenty of pepper and salt; mix thoroughly with anchovy sauce until quite red. Stuff your fish with this compound and pour the rest over it, previously sprinkling it with a little red pepper. Shad, pickerel and trout are good the same way. Tomatoes can be used instead of anchovies, and are more economical. If using them take pork in place of butter and chop fine.

TURBOT.

Steam till tender one large whitefish; remove bones and sprinkle with salt and pepper. Dressing—Heat one pint of milk thickened with two tablespoonfuls of flour; when cold add two eggs and one-fourth of a pound of butter. Put into a baking-dish a layer of the fish and a layer of dressing; season with one-half teaspoonful of onion juice; cover top with bread-crumbs, and bake one-half hour.

SALMON LOAF.

Mince one can of salmon fine; four eggs, four tablespoonfuls of melted butter, one-half cup of bread-crumbs; season with salt and pepper. Pick fish fine; rub butter smooth; beat

the crumbs
one hour in
ened with
butter; ad
pour over

Pick o
bring just
cream and
make smoo
of butter :

One qu
suit the t
passed thr
ing (seaso
with a lit
shrimps, c
rice.

Pick o
be of fair
ful of war
in a bowl
in the bear
dish. Wh
sprinkle c
onion juic
dish in th
of butter;
thin creat
This amo

Clean
thumb, be

the crumbs into the eggs, and season before mixing; steam one hour in a buttered mold. Sauce—One cup of milk thickened with one tablespoonful of corn-starch, one tablespoonful butter; add the liquor off the fish and one raw egg, then pour over the loaf.

CREAMED CODFISH.

Pick one cup of fish fine, then freshen in cold water; bring just to a boil, then drain; then take one cupful of good cream and one cupful of milk, two tablespoonfuls of flour; make smooth with some of the milk; add one tablespoonful of butter and more salt if necessary.

FRICASSEE OF SHRIMP.

One quart of tomatoes, one quart of water, and onion to suit the taste, stewed together until the tomatoes can be passed through a sieve. After steaming stew with seasoning (season highly), and a tablespoonful of butter creamed with a little flour, for fifteen minutes; add two cans of shrimps, carefully washed. Heat thoroughly and serve with rice.

SCALLOPED OYSTERS (NEW).

Pick over, rinse, drain, and dry the oysters, which should be of fair size. Break an egg into a saucer; add a tablespoonful of warm water and beat just enough to mix. Have ready in a bowl a quantity of fine bread-crumbs. Drop each oyster in the beaten egg, then into the crumbs, and lay in a buttered dish. When the bottom of the dish is covered with the oysters sprinkle over them a little salt and pepper, a few drops of onion juice and a tablespoonful of chopped celery. Fill the dish in the same order; put over the top one tablespoonful of butter; cut into pieces; pour over one-half of a cupful of thin cream and bake about twenty-five minutes in a hot oven. This amount will be sufficient for thirty oysters.

SMELTS.

Clean the smelts by drawing them between the finger and thumb, beginning at the tail. This will press out the insides

at the opening at the gills. Wash them and drain in a colander; salt well and dip in beaten egg and bread or cracker-crumbs. Dip first in the egg and then roll in the crumbs. Fry in boiling fat deep enough to float them. They should be a handsome brown in two minutes and a half. Take them up and place them on a sheet of brown paper for a few minutes to drain, then pour on a hot dish. Garnish with parsley and a few slices of lemon.

OYSTER COCKTAIL.

(For Twelve Persons.)

Clean and chill sixty small oysters; mix with three teaspoonfuls of fine grated horseradish; one teaspoonful of tobasco sauce, two tablespoonfuls of vinegar, five tablespoonfuls of Worcestershire sauce, three tablespoonfuls of tomato catsup, and one and a quarter teaspoonfuls of salt; serve in sherry glasses, in grape-fruit or lemon shells, or in tomato cups. If fresh tomatoes are not at hand cups may be shaped from tomato jelly.

SAVORY CREAM (COLD ENTREE).

A small lobster or one can of lobster passed through sieve, one-half pint of cream, one gill aspic jelly, one tablespoon mayonnaise sauce, one-quarter of an ounce or a little more of gelatine, one gill tomato juice. Put a little aspic jelly in the bottom of a border mould, decorate with small pieces of lobster and small leaves of parsley. Beat gelatine in tomato juice, whip the cream; also whip the aspic. Mix these together. Stir in the mayonnaise and the melted gelatine and tomato, also your lobster. Fill the mould carefully and set. When cold turn out and fill the centre with small salad.

In the stand how grain, of a tender wh dant kidne the sirloin

Veal, t grained ar fat; the j

Mutton juicy and

Pork, smooth wh and dent;

In roa: the pound roast. A heat ana g its juices, if the over pores of tl

The ov it, in orde of the me oven is too the oven i be washed cloth, plac pieces of i should be soften the

MEATS.

In the selection of meat it is most essential that we understand how to choose it; in beef it should be a smooth, fine grain, of a clear bright red color, the fat white, and will feel tender when pinched with the fingers. Will also have abundant kidney fat or suet. The most choice pieces for roast are the sirloin, fore and middle ribs.

Veal, to be good, should have the flesh firm and dry, fine grained and of a delicate pinkish color, and plenty of kidney fat; the joints stiff.

Mutton is good when the flesh is a bright red, firm and juicy and a close grain, the fat firm and white.

Pork, if young, the lean will break on being pinched smooth when nipped with the fingers, also the skin will break and dent; if the rind is rough and hard it is old.

In roasting meat, allow from fifteen to twenty minutes to the pound, which will vary according to the thickness of the roast. A great deal of the success in roasting depends on the heat and goodness of the fire; if put into a cool oven it loses its juices, and the result is a tough, tasteless roast; whereas, if the oven is of the proper heat, it immediately sears up the pores of the meat and the juices are retained.

The oven should be the hottest when the meat is put into it, in order to quickly crisp the surface and close the pores of the meat, thereby confining its natural juices. If the oven is too hot to hold the hand in for only a moment, then the oven is right to receive the meat. The roast should first be washed in pure water, then wiped dry with a clean dry cloth, placed in a baking-pan, without any seasoning; some pieces of suet or cold drippings laid under it, but no water should be put into the pan, for this would have a tendency to soften the outside of the meat. The water can never get so

hot as the hot fat upon the surface of the meat, and the generating of the steam prevents its crispness, so desirable in a roast.

It should be frequently basted with its own drippings which flow from the meat when partly cooked, and well seasoned. Lamb, veal and pork should be cooked rather slower than beef, with a more moderate fire, covering the fat with a piece of paper, and thoroughly cooked till the flesh parts from the bone; and nicely browned, without being burned. An onion sliced and put on top of a roast while cooking, especially roast of pork, gives a nice flavor. Remove the onion before serving.

Larding meats is drawing ribbons of fat pork through the upper surface of the meat, leaving both ends protruding. This is accomplished by the use of a larding-needle, which may be procured at house-furnishing stores.

Boiling or stewing meat, if fresh, should be put into boiling water, closely covered, and boiled slowly, allowing twenty minutes to each pound, and when partly cooked, or when it begins to get tender, salted, adding spices and vegetables.

Salt meats should be covered with cold water, and require thirty minutes very slow boiling, from the time the water boils, for each pound; if it is very salt, pour off the first water, and put it in another of boiling water, or it may be soaked one night in cold water. After meat commences to boil, the pot should never stop simmering and always be replenished from the boiling tea-kettle.

Frying may be done in two ways: one method, which is most generally used, is by putting one ounce or more (as the case requires) of beef drippings, lard or butter, into a frying-pan, and when at the boiling point, laying in the meat, cooking both sides a nice brown. The other method is to completely immerse the article to be cooked in sufficient hot lard to cover it, similar to frying doughnuts.

Broiled meats should be placed over clear, red coals, free from smoke, giving out a good heat, but not too brisk, or the meat will be hardened and scorched; but if the fire is dead, the gravy will escape, and drop upon the coals, creating a blaze, which will blacken and smoke the meat. Steaks and chops should be turned often, in order that every part should

be evenly cooked that lets the skin or fat be laid on and are the por

If meat food, when water or pl by that pro to thaw th This shoul market, th are cooked. it on in co a distance thoroughly too near th thaw the cold water time. If ice, and pu till wanted

Potatoes are not the cold water.

Put in not reach muslin is the bottom it; tie it ti straw is al to deposit season bef is much be and will emptied.

be evenly done—never sticking a fork into the lean part, as that lets the juices escape; it should be put into the outer skin or fat. When the meat is sufficiently broiled, it should be laid on a hot dish and seasoned. The best pieces for steak are the porter-house, sirloin, and rump.

THAWING FROZEN MEAT, ETC.

If meat, poultry, fish, vegetables, or any other article of food, when found frozen, is thawed by putting it into warm water or placing it before the fire, it will most certainly spoil by that process, and be rendered unfit to eat. The only way to thaw these things is by immersing them in cold water. This should be done as soon as they are brought in from market, that they may have time to be well thawed before they are cooked. If meat that has been frozen is to be boiled, put it on in cold water. If to be roasted, begin by setting it at a distance from the fire; for if it should not chance to be thoroughly thawed all through to the centre, placing it at first too near the fire will cause it to spoil. If it is expedient to thaw the meat or poultry the night before cooking, lay it in cold water early in the evening, and change the water at bedtime. If found crusted with ice in the morning, remove the ice, and put the meat in fresh cold water, letting it lie in it till wanted for cooking.

Potatoes are injured by being frozen. Other vegetables are not the worse for it, provided they are always thawed in cold water.

TO KEEP MEAT FROM FLIES.

Put in sacks, with enough straw around it so the flies cannot reach through. Three-fourths of a yard of yard-wide muslin is the right size for the sack. Put a little straw in the bottom, then put in the ham, and lay straw in all around it; tie it tightly, and hang it in a cool, dry place. Be sure the straw is all around the meat, so the flies cannot reach through to deposit the eggs. (The sacking must be done early in the season before the fly appears.) Muslin lets the air in and is much better than paper. Thin muslin is as good as thick, and will last for years if washed when laid away when emptied.

ROAST BEEF.

One very essential point in roasting beef is to have the oven well heated when the beef is first put in; this causes the pores to close up quickly, and prevents the escape of the juices.

Take a rib piece or loin roast of seven or eight pounds. Wipe it thoroughly all over with a clean wet towel. Lay it in a dripping-pan, and baste it well with butter or suet fat. Set it in the oven. Baste it frequently with its own drippings, which will make it brown and tender. When partly done season with salt and pepper, as it hardens any meat to salt it when raw, and draws out its juices; then dredge with sifted flour to give it a frothy appearance. It will take a roast of this size about two hours' time to be properly done, leaving the inside a little rare or red—half an hour less would make the inside quite rare. Remove the beef to a heated dish, set where it will keep hot; then skim the drippings from all fat, add a tablespoonful of sifted flour, a little pepper and a tea-cupful of boiling water. Boil up once and serve hot in a gravy boat.

Some prefer the clear gravy without the thickening. Serve with mustard or grated horse-radish and vinegar.

YORKSHIRE PUDDING.

This is a very nice accompaniment to a roast of beef; the ingredients are, one pint of milk, four eggs, white and yolks beaten separately, one teaspoonful of salt, and two teaspoonfuls of baking powder sifted through two cups of flour. It should be mixed very smooth, about the consistency of cream. Regulate your time when you put in your roast, so that it will be done half an hour or forty minutes before dishing up. Take it from the oven, set it where it will keep hot. In the meantime have this pudding prepared. Take two common biscuit tins, dip some of the drippings from the dripping-pan into these tins, pour half of the pudding into each, set them into the hot oven, and keep them in until the dinner is dished up; take these puddings out at the last moment and send to the table hot. This I consider much better than the old way of baking the pudding under the meat.

Rump
Butter
so as to f
quickly fr
while cook
pepper and
Steak
without fr

One po
of ham or
pepper and
Mince
egg, which
over with
fry quickl

Remain
potato, on
salt, must
Mince
son well;
very hot i
breaderum
improved
to brown

Cold r
tablespoon
a little sal
a little wa
Cut th
saucepan
gravy ma

BROILED STEAK.

Rump steak, about an inch thick, butter, pepper, and salt.

Butter a sheet of white paper and twist the four corners so as to form a little tray, lay the steak in this and broil quickly from five to ten minutes, turning it once in the paper while cooking. When done lay it on a hot dish, season with pepper and salt, add a little bit of butter, and serve at once.

Steak cooked in this way is much nicer than if broiled without the paper.

BEEF CAKES.

One pound of under-cooked roast beef, one quarter pound of ham or bacon, a teaspoonful of sweet herbs, seasoning of pepper and salt, one large egg.

Mince the beef and ham, add herbs, etc., and mix with the egg, which must be previously well beaten; brush each cake over with a little white of egg; cover with bread crumbs, and fry quickly for five minutes.

BROWNEED MINCE OF BEEF.

Remains of cold roast beef, one quarter as much mashed potato, one cup of gravy, breadcrumbs, seasoning of pepper, salt, mustard, and catsup.

Mince the meat very fine, mix with it the potato, and season well; add the cup of gravy, work all together and make very hot in a saucepan. Pile upon a dish, cover with fine breadcrumbs, and brown quickly in the oven. It is much improved by putting bits of butter over the top as it begins to brown. Serve in the dish it is baked in.

BREAKFAST DISH OF BEEF.

Cold roast beef, three tablespoonfuls of melted butter, one tablespoonful of walnut catsup, one teaspoonful of vinegar, a little salt and pepper, a dessertspoonful of currant jelly, and a little warm water.

Cut thin slices of cold roast beef, and lay them in a tin saucepan set in a pot of boiling water, and cover them with gravy made of the above ingredients. Cover tightly, and

steam for half an hour, keeping the water in the outer vessel on a hard boil. If the meat is underdone, this is particularly nice.

BEEF CROQUETTES.

✓ Mincéd cold beef, boiled or roast, a quarter as much mashed potato, gravy enough to moisten them, in which an onion has been boiled and strained out, season with catsup, pepper, salt, and a pinch of marjoram, fine breadcrumbs and one egg.

Mash the potatoes, while hot, very smooth, or if cold potatoes be used, see they are free from lumps; mix in the meat, gravy, and seasoning, bind all together with the beaten egg and form into the desired shapes; roll them in fine breadcrumbs, and fry quickly to a light brown. Drain on soft paper before the fire till free from fat, and serve hot.

STEWED BREAST OF LAMB.

One breast of lamb, pepper and salt to taste, sufficient stock to cover it, thickening of butter and flour.

Skin the lamb and cut into pieces, and season them with pepper and salt; lay these in a stew-pan with sufficient stock of gravy to cover them, and stew gently for an hour and a half. Just before serving, thicken the gravy with a little butter and flour, give one boil, and pour it over the meat. Have ready a pint and a half of green peas and lay them over and around the meat. A few stewed mushrooms will be found an improvement if they can be obtained, but they are not necessary for this dish.

MINCED LAMB, WITH POACHED EGGS.

Remains of cold roast lamb, one good cup of gravy, pepper, salt, ~~seasoning of mint~~, poached eggs, buttered toast.

✓ Trim the meat and mince it finely, well seasoned with pepper, salt, and a little mint. Put the gravy into a saucepan (make it from the bones if you have no other), and let it get hot; then stir in the mince and let all become very hot, but do not let it boil, thicken with a little brown flour, and pile on a flat dish. Have ready a few slices of buttered toast,

cut into 1
around o

Slices
ter, one
milk; la

Cut t
shape as
batter in
thin. F
each pie
brown.
of fried

Calf
sage, si
Stee
the bloc
for two
turn in
with pl
—sage
butter
a good
paring

Sli
egg, pe
butter

Cu
thinne
and pe
up tog
roll es
skewer
Put s

cut into neat squares, lay a poached egg on each, place these around or upon the mince, and serve.

AMERICAN FRITTERS.

Slices of undercooked roast beef or mutton; for the batter, one half pound flour, one large or two small eggs, salt, milk; lard or dripping for frying.

Cut the meat into moderately thick slices, and as neat a shape as possible, pepper and salt each piece, then make a batter in the above proportions, taking care that it is not very thin. Have ready a pan of boiling lard or dripping, dip each piece of meat into the batter, and fry quickly to a light brown. Serve on a hot dish, and garnish with a thick border of fried apples.

BOILED BRAINS.

Calf's or bullock's brains, pepper and salt, marjoram or sage, sippets of toasted bread.

Steep the brains in lukewarm water for two hours to draw the blood, then tie in muslin, put into boiling water and boil for twenty minutes; take them up, drain in a colander, then turn into a basin and beat thoroughly with a fork, season with plenty of pepper and salt and a little marjoram or sage—sage is best. Put on a hot dish, pour over a good melted butter sauce, and garnish with sippets of toast. This makes a good breakfast or supper dish. Care must be taken in preparing it to have all the basins and dishes very hot.

ROULADES OF BEEF.

Slices of undercooked roast beef, slices of boiled ham, one egg, pepper and mustard, a little thick gravy, fine crumbs; butter or dripping for frying.

Cut the beef into thin, even, oblong slices, the ham rather thinner and smaller; spread one side of the beef with mustard, and pepper the ham. Lay the ham upon the beef and roll up together as lightly as possible; brush over with the egg, roll each in the crumbs, and pierce through with a slender skewer, in such a manner as to keep the roll pinned together. Put several on each skewer, but do not let them touch one

another; fry brown, lay on a hot dish, and gently withdraw the skewers, then pour the gravy boiling hot over them, and serve. Small roulades are a nice garnish for game and roast poultry.

BEEF OLIVES.

Slices of undercooked roast beef, breadcrumbs, sweet herbs, pepper and salt, and gravy.

Cut the slices of meat very thin, spread upon each slice a stuffing made from the above ingredients, roll up tightly, and tie with string. Have ready in a saucepan some good brown gravy, lay in the olives, and let them simmer for about half an hour. Take up, remove the string carefully that the shape may not be spoiled, pour the gravy over, and serve hot.

VEAL SHAPE.

One pound and a half of veal, one lemon, one slice of ham, pepper and salt, three hard-boiled eggs

Stew the meat, with the thin rind of the lemon, in a very little water till quite tender. When done, cut up both veal and ham into small pieces, mince the lemon rind finely, and set these aside to cool. Strain the stock, add the lemon-juice and seasonings, and let this also cool. Cut the eggs into slices, and arrange them in a plain mould or dish, pour in the cool stock and meat, and set aside till quite cold, when it should turn out whole. This makes an excellent breakfast dish.

STEWED STEAK AND MACARONI.

One pound and a half of steak, or other lean beef, a little flour, butter for frying, one tablespoonful of catsup, one quarter pound macaroni.

Cut the beef in small pieces, roll it in flour, and fry slightly in a little butter; put it into a stewpan, cover with hot water, and allow it to simmer slowly for an hour and a half; then add the macaroni, and simmer again for three quarters of an hour; season with pepper, salt, and catsup, and stew for ten minutes after the seasoning is added. Serve on a hot dish, the beef in the centre, and the macaroni round.

Rema
rounds of
crumbs, g
Mince
force meat
and set it
Cut rathe
cake cutte
middle of
go quite t
as a bottc
in the egg
fat to a c
them by l
each with
and serve.

Cut sl
size and a
season wi
a little po
iron and
Serve ver

Chop
onion, sa
beaten egg
ter in a fr
butter an
tender.

Place
dining di
each, and

SWISS PATES.

Remains of cold roast veal or fowl, a little white sauce, rounds of stale bread, one egg (well beaten), very fine bread-crumbs, good dripping or lard for frying.

Mince the meat finely, well season it with some of the forcemeat or a little lemon peel, mix with thin white sauce, and set it near the fire to heat, stirring that it may not burn. Cut rather thick slices of baker's bread into rounds with a cake cutter; with a smaller cutter extract a piece from the middle of each round, taking care not to let the sharp edge go quite through, but leaving enough in the cavity to serve as a bottom to the pate. Dip the hollowed pieces of bread in the egg, strew them with fine crumbs, and fry in boiling fat to a delicate brown. Drain every drop of the fat from them by laying them on soft paper before the fire, then fill each with the hot mince, pile on a dish, garnish with parsley, and serve.

BROILED LAMB OR MUTTON.

Cut slices from the hind-quarter, about "four fingers" in size and an inch and a half thick. Cut slits in it, pound and season with a little salt, pepper and onion juice. Sprinkle a little powdered mint in the slits, place on a buttered grid-iron and broil over a clear fire, turning often until done. Serve very hot.

SMYRNA STEAK.

Chop beef or mutton very fine, and season with juice of onion, salt and pepper, add fine bread crumbs and several beaten eggs. Mix well, make into rolls and brown in hot butter in a frying pan. Then put in a kettle, cover with melted butter and a little tomato juice, and simmer gently until tender.

BAKED COLD ROAST BEEF.

Place a layer of the slices in the bottom of a shallow pudding dish, put pepper and salt, and a small slice of onion, on each, and cold gravy or little pieces of butter, then put in

another layer of meat until all is used; cover the top with a layer of mashed potatoes. Bake for half an hour, or until the top is nicely browned.

SAVORY GRILL.

One tablespoonful of Worcester sauce, one dessertspoonful of chutney sauce, one dessertspoonful of Yorkshire relish, half teaspoonful of anchovy sauce. Butter the size of a walnut. Cut up any cold meat or fowl, and sprinkle with flour on both sides; place the mixture above in any dish that will stand the heat of the top of the stove; mix well; allow it to heat slowly and thoroughly.

CURRIED MUTTON.

Pint of stock, juice of half a lemon, two ounces butter, teaspoonful sugar; boil slowly. Two pounds raw mutton, or underdone, cut in inches square; boil one sour apple with meat in sufficient water to stew, add curry and pepper and salt to taste; when serving add a gill of cream. Boil a cupful of Patna rice in two quarts of boiling water twenty minutes, strain through colander and shake well. Make a wall of the rice around the serving dish, pour in the mixture and garnish with parsley; serve very hot.

VEAL OR CHICKEN CHEVREUX.

Garnish small moulds with carrot, peas and beet, cooked and chopped with fancy cutter; cut meat in small squares; pack in moulds and fill with warm aspic jelly.

VEAL LOAF.

One and one-half pounds raw veal, one-quarter pound raw or cooked bacon, or ham. Mince thoroughly. Season with pepper and very little salt, as the bacon or ham salts it. A little nutmeg, savory or other herbs; one-half cup of bread crumbs. Add two eggs well beaten, keeping out enough to brush over the top (the outside) at the last; two tablespoons good stock; mix thoroughly and press into a square pan to shape it. Turn out and brush over with the beaten egg.

Bake one
sionally v
of water

Three
through
spoonful
rolled cr
of an eg
water; s
on the to
cold.

Ingre
blade ma
quarter t
bunch sa
spoonful
Mode: 1
a stewpa
fire; wh
onions c
the stew
will be i
make a
and let
a sieve
juice an
with cro

Two
butter,
of minc
cream,
to taste

Bake one and one-half hours in a slow oven, basting occasionally with a teaspoonful of butter melted in one-half cup of water; serve with brown gravy thickened slightly.

VEAL PATTY (OR BEEF).

Three pounds raw leg of veal chopped very fine; rub through the fingers till quite free from gristle. One tablespoonful of salt and black pepper, eight tablespoonfuls of rolled crackers, three tablespoonfuls cream. Butter the size of an egg. Mould into a loaf; put into pan with a little water; sprinkle with cracker crumbs and small bits of butter on the top. An egg may be added. Bake two hours and eat cold.

STEWED OX-TAILS.

Ingredients: Two ox-tails, one onion, three cloves, one blade mace, one-quarter teaspoonful whole black pepper, one-quarter teaspoonful allspice, one-half teaspoonful salt, a small bunch savory herbs, thickening of butter and flour, one tablespoonful lemon juice, one teaspoonful mushroom catsup. Mode: Divide the tails at the joints, wash, and put them into a stewpan with sufficient water to cover, and set them on the fire; when the water boils remove the scum, and add the onions cut into rings, the spice, seasoning and herbs. Cover the stewpan closely, and simmer gently until tender, which will be in about two and one-half hours. Take the tails out, make a thickening of butter and flour; add it to the gravy, and let it boil for one-quarter of an hour. Strain it through a sieve into a saucepan; put back the tails, add the lemon juice and catsup; let the whole just boil up, and serve. Serve with croutons or sippets of toasted bread.

BLANQUETTE OF VEAL.

Two cupfuls of chopped cooked veal, one tablespoon of butter, one cupful of stock, yolks of two eggs, 1 tablespoonful of minced parsley, one tablespoonful of flour, one cupful of cream, twelve button mushrooms (chopped), salt and pepper to taste.

Melt the butter, add flour, stir until smooth, add the liquid, and when the sauce thickens add meat and mushrooms. Cook all together for a few minutes. When ready to serve add yolks of eggs and parsley, cooking for a minute; garnish with whole mushrooms.

DUTCH STEW.

Fry together half tablespoonful butter, two tablespoonfuls vinegar, one teaspoonful sugar, half teaspoonful salt, a little onion, one and a half laurel leaf, four or five cloves, then add a cupful of gravy or bouillon and a beaten egg. When hot add squares of cooked meat. A great improvement is a little red wine, about two tablespoons, in which case a little more sugar is needed. This is a recipe brought over from Holland.

PATE DE VEAU.

Three and one-half pounds beef, or veal, chopped fine, three slices salt pork, chopped fine, three raw eggs, one teaspoonful salt and pepper, one nutmeg, piece of butter size of butternut, six crackers, rolled fine. Mix all with flour into a deep loaf, sprinkle with bread crumbs and small pieces of butter; bake two hours in meat-pan with a little water. Baste while baking.

TIMBLE BATTER.

One cup flour, measured after sifting, three-quarters of a cup of milk, one egg, half teaspoon salt, add salt to flour, stir in milk by degrees, and egg beaten light, yolk and white together; strain and fry on timble iron. Fill with creamed lobsters, sweet breads, chicken, salmon, or other mixture.

SWEET BREADS FOR TIMBLES.

Two pair sweet breads, one can mushrooms, one cup milk, one and one-half tablespoons butter, one and one-half tablespoons flour, one small onion, one blade mace, salt, cayenne. Boil sweet breads twenty minutes in salted water, throw in cold water to harden, free from skin and cut in

dice, cut
till flavors.
milk, let
rooms.

One a
four slice
a blade of
peel finely
slices; hal
half pint t
of good f
about hal
inches lon
of ham, a
of the vea
in the gra
ment of
Pour in th
baking th
Foremea
bread-cru
lemon rin
quarter t
Chop well
(Ed.).

Cook
pan and
with the g
a little le
dredging
to make c
and the s
the roast
than mea
shoulder
crumbs a

dice, cut mushrooms in dice, put onion and mace in milk till flavored, then take out, melt butter, add flour, then the milk, let boil a minute, then add sweet breads and mushrooms.

VEAL AND HAM PIE.

One and a half to two pounds of veal from leg, three or four slices lean cooked ham. Season with pepper and salt, a blade of pounded mace, a little nutmeg, a strip of lemon-peel finely minced; the yolks of two hard-boiled eggs cut in slices; half a pint or more of made gravy with an additional half pint to be poured in at the top when pie is baked; a layer of good forcemeat. Method—Stew the veal very slowly for about half an hour, cut into small square pieces about two inches long; place at the bottom of the dish; season; a layer of ham, a layer of forcemeat; put the slices of egg on the top of the veal; fill the dish thus, the top layer being ham. Put in the gravy and cover with puff paste with good centre ornament of leaves. Bake from one and a half to two hours. Pour in the remainder of the gravy through a funnel. Before baking the crust should be brushed over with yolk of egg. Forcemeat—Two ounces of lean ham or bacon, six ounces bread-crumbs, four ounces of beef suet, two eggs, a strip of lemon rind, minced; half teaspoonful of minced parsley, quarter teaspoonful mixed herbs, pepper, salt and mace. Chop well and mix before adding eggs.—Dish for a king.—(Ed.).

ROAST SHOULDER OF LAMB.

Cook as you would the leg, but with more water in the pan and more slowly. When nearly done, baste plentifully with the gravy, and, five minutes later, with butter into which a little lemon-juice has been beaten. Brown lightly, after dredging with salt, pepper, and flour. Your object should be to make every part of the shoulder eatable, the muscles soft, and the skin gelatinous. As usually served, the thin part of the roast is often hard and distasteful, more like burnt leather than meat. You can vary the dish by having the bone of the shoulder taken out, filling the cavity with a dressing of bread-crumbs and butter, seasoned with pepper and salt.

BRAISED BREAST OF LAMB.

Lay a breast of lamb, or two scrags, in a broad pot, meat downward. Scatter over this a sliced turnip, a sliced onion, and two sliced tomatoes, with a little pepper and salt. Add less than a cupful of stock, and cook slowly one hour. Turn the meat then and cook one hour longer, very slowly. When tender, but not ragged, brown, rub with butter and keep hot. Strain the gravy; thicken with browned flour; season, boil up, and pour over the meat.

STUFFED LEG OF MUTTON.

Have the bone removed, tearing as little as possible. Fill the cavity with a dressing of a cupful of bread-crumbs worked up with butter, two tablespoonfuls of finely minced almonds, pepper, salt, parsley, and a little onion-juice. Sew or tie up the gash, that the stuffing may not escape. Have ready in your roaster a carrot cut into dice, a sliced tomato, a small onion, minced, a stalk of celery, and a little parsley. Lay the mutton upon them, pour over it two cupfuls of boiling water, cover closely and cook two hours, basting four times. Remove the cover, brown, after basting once with butter and sprinkling with pepper, salt, and flour. Rub the gravy through the colander, thicken with browned flour and send to table in a boat. Mashed or stewed young turnips are a good accompanying vegetable.

LAMB OR MUTTON CHOPS.

Trim off the skin and fat and scrape the bone bare for an inch and a half or two inches from the end, making as it were a handle for the edible part of the chop. Flatten with the potato-beetle or the broad side of a hatchet, and broil quickly upon a greased gridiron, turning several times. Pepper and salt and send in upon a hot dish, the chops overlapping one another neatly. Or, you may ring the chops about a mound of green peas or mashed potatoes, circling all with parsley or nasturtiums. A showy dish of chops is made by twisting frills of fringed white paper about the bare bone left at the end of each.

Trim
egg and th
boiling fa

Make
same of f
half-cupfu
half a cup
rooms, an
and stiff.
as thick a
to the bor
with the c
wooden to
and broil
utes. Wi
peas.

Put i
water ove
pound.
cover, rub
flour, and
always th
lamb. A

Plung
boiling h
range. A
Half an l
minced c
of celery
cook toge
and keep

BREADED CHOPS.

Trim and flatten, sprinkle with salt and pepper, dip in egg and then in cracker-dust, and fry to a fine brown in deep boiling fat. Drain and serve dry and hot.

STUFFED MUTTON CHOPS.

Make a white roux of a tablespoonful of butter and the same of flour. When it has thickened well, stir in a scant half-cupful of stock; mix thoroughly until it bubbles; add half a cupful of chopped almonds, or, if you prefer, mushrooms, and season to taste. Boil up once and let it get cold and stiff. The chops should be tender, juicy, and cut twice as thick as for ordinary uses. Split each horizontally clear to the bone, leaving that to hold it together, and fill the slit with the cold paste. Close the sides upon it and quilt a wooden toothpick through the edges to hold them together, and broil slowly over clear coals, turning often for ten minutes. Withdraw the skewers, and dish upon a bed of green peas.

ROAST LEG OF LAMB.

Put into the covered roaster, dash a cupful of boiling water over it, cover and cook about fifteen minutes to the pound. Twenty minutes before taking it up, take off the cover, rub all over with butter, dredge with pepper, salt, and flour, and brown. Serve with mint sauce. Green peas are always the nicest accompanying vegetable with mutton and lamb. Asparagus is the next choice.

BOILED MUTTON.

Plunge the meat into a kettle of salted water that is boiling hard; lift it for fifteen minutes to the side of the range. After this cook slowly fifteen minutes to the pound. Half an hour before you are ready to serve it, drop in a minced carrot, a turnip, a small onion—both sliced—a stick of celery and a little parsley, also a sprig of mint, and let all cook together. Take up the meat, wash over with butter and keep covered and hot. Strain out enough of the liquor to

serve as a foundation for a white sauce, and set away the rest for soup stock. Set the reserved liquor in cold water to throw up the fat, skim, and thicken with a white roux; stir in a great spoonful of capers and serve in a boat. Lamb should never be boiled.

STEWED LAMB AND GREEN PEAS.

Buy three pounds of the coarser parts of the lamb; cut into inch lengths and dredge with flour. Have ready in a sauce-pan two tablespoonfuls of good dripping, and when it hisses put in half a sliced onion, and fry to a light brown. Skim out the onion and put in the meat, cooking for five minutes and turning often to keep it from sticking to the bottom of the pan. Then add a cupful of boiling water, or weak stock, cover closely and cook gently for one hour. Add then a generous cupful of green peas. Canned will do, but the fresh are better. Stew for twenty minutes longer, or until the peas are tender, add a tablespoonful of brown roux, boil up once, and pour upon slices of toast that have been soaked in hot tomato sauce. A cheap and a savory dish.

IRISH STEW. (No. 1.)

The coarser pieces of mutton or lamb may be advantageously utilized in the manufacture of what is an excellent and popular dish when rightly compounded, and a disgrace to civilized kitchens as usually put together. Cut three pounds of mutton, which must be lean, into pieces of uniform size, and not more than an inch square. Heat two tablespoonfuls of butter or beef dripping in a saucepan, brown a large sliced onion in it and put in the meat. Turn it over and over until coated with the fat, and slightly browned, add enough cold water to cover the meat an inch deep, put on a tightly fitting top, and stew two hours, or until the meat is very tender. Have ready in another vessel four potatoes, sliced thin, a carrot cut into dice, a tomato cut into bits, a stalk of celery minced, and a tablespoonful of chopped parsley. Cook fifteen minutes, drain off and throw away the water, put the par-boiled vegetables into the stew and season to taste. Cook very gently half an hour longer, take up meat and vegetables

with a
meat in.
keep ho
canned c
with hal
teaspoon
the meat

One
cèpes (l
Cracker-
divide ea
of a knif
it a slice
beaten e
for one

Take
into it
stand a
salt, one
and an c
let it re
(and abc
salt) th
or tin c
some be
put in s
or eight
pour off
three m

For
of vine
ingredie

with a perforated spoon and arrange upon a flat dish, the meat in the centre, the vegetables on the outside. Cover and keep hot. Add to the gravy in the saucepan a cupful of canned or fresh peas boiled tender ("left-overs" will do), with half a cupful of hot milk in which has been stirred a teaspoonful of cornstarch, cook five minutes and pour over the meat and vegetables.

"A DAINTY DISH."

One dozen tender French chops (lamb or mutton). Three cêpes (large mushrooms). Salt, pepper, one beaten egg. Cracker-dust. Fat for frying. Flatten and trim the chops, divide each cêpe into four strips, make a hole with the point of a knife in the thickest part of each chop and thrust through it a slice of the mushroom. Pepper and salt, dip in raw beaten egg, coat with cracker-crumbs and set in a cold place for one hour. Fry them in deep fat to a fine brown.

HUNTERS' BEEF.

Take a round of beef, bone and bind tight; if large rub into it a quarter of a pound of saltpetre, powdered; let it stand a day; then season it with half a pound of common salt, one ounce of black pepper, half a pound of brown sugar and an ounce of allspice; a little cayenne is an improvement; let it remain in the pickle a fortnight, turning it every day, (and about three times a week add a small quantity of common salt) then wash off the salt and spice and put in a granite or tin dishpan deep enough to cover the beef entirely; lay some beef suet at the bottom and a great deal at the top; put in a pint of water and cover it with a thick crust, seven or eight hours will bake it; when it comes out of the oven pour off the gravy; do not cut it till cold; it will keep good three months.

BOILED HAM. (VIRGINIA STYLE.)

For a twelve-pound ham, take a cup of molasses, one cup of vinegar and a few pieces of stick cinnamon, and stir these ingredients into the water in which the ham is to be boiled.

Then put in the ham and boil slowly three hours. Leave the ham in the water until it is lukewarm. Then take it out and skin. Cover with bread crumbs and put in a pan in the oven, with one cup of vinegar, and bake one hour.

JELLIED VEAL.

Cover with water and cook a shank of veal slowly until the meat comes easily from the bones. Season with salt and pepper. Meanwhile hard-boil two eggs; chill in cold water. Moisten a mould, cut the eggs in slices and lay in the bottom. Take out the bones and gristle and pour the remainder on the eggs. Put in a cool place, or on ice, and it will jelly quickly. Cost, not twenty-five cents.

LIVER AND MUSHROOMS.

To make stewed liver and mushrooms, take half a pound of calves' liver, one pound of mushrooms, three ounces of bacon, one ounce of flour. Fry the liver and bacon and the mushrooms separately. Put all into a stewpan with half a pint of stock and simmer for one hour and serve with fried bread.

STEWED KIDNEYS, WITH WINE.

Slice the kidneys, after they have been soaked in cold water; wipe dry and roll in flour. Have ready in a saucepan a little butter in which has been fried a slice of onion. Lay in the kidneys; roll them over and over, coating them with the butter, for two minutes—no more—and pour in a cupful of boiling water or heated stock. Simmer not longer than ten or twelve minutes. Take them up and lay upon a hot dish; add to the gravy a tablespoonful of catsup, a dash of paprica or cayenne, and salt, a small tablespoonful of butter that has been rolled in browned flour, and when it has boiled up, a generous glass of sherry or claret. Pour over the kidneys and serve.

DEVILED KIDNEYS.

Slice and take out hard centres and fat. Have ready, beaten to a cream, a tablespoonful of butter, an even tea-

spoonful
salt, a
heating
dust, a
minute
and ser

Spli
Cook in
clear, b
the kid
minutes
them.
with th
the gra

Cut
upon a
glow wi
hold ea
gravy w
all the
first an
Now to
drips fr
slice of
with pe

Spli
skin on
melted
fire for
cooked
salt, an
juice of
a toothj
stuffing.

spoonful of mustard, a pinch of paprika or cayenne, a little salt, and a teaspoonful of lemon juice. Melt, without really heating the mixture; coat each slice with it, roll in cracker-dust, and broil, turning often. They should be done in eight minutes. Put a few drops of the deviled sauce upon each, and send to table.

KIDNEYS WITH BACON.

Split lamb kidneys in half and fasten open with toothpicks. Cook in a frying-pan thin slices of fat breakfast bacon until clear, but not crisped. Take up and keep hot while you cook the kidneys in the bacon-fat, turning them frequently. Six minutes should make them tender. Long cooking toughens them. Arrange upon thin slices of toast in a dish, garnish with the bacon, add a teaspoonful of Worcestershire sauce to the gravy and pour over the kidneys.

TOASTED KIDNEYS.

Cut each one of three kidneys into three pieces, and lay upon a very hot tin plate in front of a hot fire, where a clear glow will fall upon them. Have ready thin slices of fat bacon, hold each slice upon a fork close to the red grate so that the gravy will drip upon a slice of kidney below. Having toasted all the bacon, lay it upon a second hot plate, taking up the first and draining off every drop of gravy over the bacon. Now toast the kidneys over the bacon. When no more juice drips from each kidney it is done. Lay each in turn upon a slice of toast, in a hot dish, garnish with the pork, sprinkle with pepper and pour the gravy over the kidneys. Serve hot.

STUFFED KIDNEYS.

Split the kidneys lengthwise, leaving enough meat and skin on one side to serve as a hinge. Rub well inside with melted butter, and broil them, back downward, over a bright fire for eight minutes. Have ready a stuffing of bread crumbs, cooked salt pork, parsley and butter, seasoned with pepper, salt, and onion-juice. Heat in a double boiler, stir in the juice of a half a lemon, fill the kidneys with the mixture, run a toothpick through the outer edges or lips to keep in the stuffing, pepper them and serve with sauce piquante.

BOSTON PORK AND BEANS.

Soak the beans over night in cold water, changing this in the morning for warm, an hour later for hot. Put over the fire half an hour afterwards, in boiling salted water, and cook until tender, but not broken. Drain them then, and put into a deep dish or bean-pot, bury a piece of pork (parboiled) in the centre. Stir into a large cupful of boiling water half a teaspoonful of dry mustard, half as much extract of celery or celery salt, and a tablespoonful of molasses, and pour this over the pork and beans. Cover closely, set in the oven and bake slowly from four to six hours according to size of the pot. This is the best recipe for the preparation of an ancient and honorable dish. In olden times the bean-pot stood all of Saturday night in the brick oven, and was in mellow prime at breakfast time on the Sabbath day. Serve Boston brown bread with it always. The two are indissolubly wedded.

ROAST PORK.

The leg, the loin, the shoulder, and the chine are usually roasted, and the method is the same with each. The skin is scored in squares, or in parallel lines, the knife just cutting through to the flesh. Put into the roaster, dash a cup of boiling water over it; heat gradually until the fat begins to run, when quicken the fire. Baste often and abundantly, that the skin may be tender, even when crisp. Allow at least twenty minutes to the pound. The old-fashioned Virginia cook—and there were none better in her day—rubbed well into the deep lines made by the knife in the rind a force-meat of crumbs, sage and onions, seasoned with pepper, salt, a little grated lemon-peel, and the juice of a lemon. This was done before the meat went into the oven and the cracks were well filled. Serve apple sauce with roast pork, or Chili sauce, or catsup, or a good bread sauce. Sharp condiments go well with it and arouse the digestive organs to their work.

PORK CHOPS.

Cut off the skin, trim neatly and dip in beaten egg, then in cracker-crumbs seasoned with salt, pepper, powdered sage, and finely minced onion. Set in a cold place for an hour or

more a
minutes

Bro
twenty
with pe
onion-ju
here an
before s

Coo

Cut
half an
slices o
celery,
toes, sli
other v
tablespc
provenc
to drop
flour, be
ing the
biscuit-
them in
of them
making
to table
cutter a
stew is
cover w
more w

Chop
and line

more and fry in hot fat, turning often, for at least twenty minutes. Send in dry and hot, and serve with apple sauce.

PORK STEAKS AND TENDERLOINS.

Broil over a clear fire, turning every two minutes for twenty or twenty-five minutes. Lay upon a hot dish and dust with pepper and salt and powdered sage. Sprinkle with onion-juice and with lemon-juice, and drop bits of butter here and there. Cover closely over hot water for ten minutes before sending to table.

SPARE RIB.

Cook exactly as you would pork steaks, also pork cutlets.

PORK POT-PIE.

Cut two pounds of lean pork into pieces an inch long and half an inch wide; cover with cold water, put in some thin slices of peeled lemon, a little chopped parsley and minced celery, and stew slowly half an hour. Add, then, four potatoes, sliced very thin and parboiled for ten minutes in another vessel. Season with pepper and salt and dredge in a tablespoonful of flour. A tablespoonful of catsup is an improvement. Cover closely and cook until the meat is ready to drop to pieces. Stir in a tablespoonful of butter, rolled in flour, boil up and put the pork into a covered deep dish, leaving the gravy in the saucepan. Have ready some strips of biscuit-dough, two inches long and half an inch wide, drop them into the boiling gravy and cook ten minutes. Lay half of them across the meat in one direction, the rest in another, making squares all over it; pour in the gravy gently and send to table; or you can cut the biscuit-dough round with a cake-cutter and bake these rounds in the oven by the time the pork-stew is done. Put meat and gravy upon a deep platter and cover with the hot biscuits laid closely together. They are more wholesome than boiled dough.

YORKSHIRE PORK-PIE.

Chop lean pork somewhat coarsely; butter a pudding-dish and line with a good paste; put in the pork interspersed with

minced onion and hard-boiled eggs, cut into bits and sprinkle with pepper, salt, and powdered sage. Now and then dust with flour and drop in a bit of butter. When all the meat is in, dredge with flour and stick small pieces of butter quite thickly all over it. Cover with puff-paste, cut a slit in the middle of the crust and bake half an hour for each pound of meat. When it begins to brown, wash the crust with the white of an egg. It will give a fine gloss to it.

BOILED HAM.

The best ham to select is one weighing from eight to ten pounds. Take one that is not too fat, to save waste. Soak all night; wash it carefully before you put it on to boil, removing rust or mould with a small, stiff scrubbing-brush. Lay it in a large boiler and pour over it enough cold water to cover it. To this add a bay-leaf, half a dozen cloves, a couple of blades of mace, a teaspoonful of sugar, and, if you can get it, a good handful of fresh, sweet hay. Let the water heat very gradually, not reaching the boil under two hours. It should never boil hard, but simmer gently until the ham has cooked fifteen minutes to every pound. It must cool in the liquor, and the skin should not be removed until the meat is entirely cold, taking care not to break or tear the fat. Brush over the ham with beaten egg, strew it thickly with very fine bread-crumbs, or fine cracker-dust, and brown in a quick oven. Arrange a frill of paper around the bone of the shank, and surround the meat with water-cress, or garnish the dish with parsley.

STUFFED HAM.

Soak the ham over night and scrub well in the morning. Run a narrow sharp knife along the bone, loosening the meat for the whole length; shake and pull the bone while doing this until you can withdraw it. Then dig out the flat bone from the butt-end of the ham. With a fair degree of patience the process is not difficult. Fill the cavity left by the bones with a stuffing of bread-crumbs, seasoned with pepper, butter, onion, and Worcestershire sauce. Pack it in well and sew the ham tightly into shape in mosquito-netting. Cover with

cold v
vineg
boil b
take i
heavy
take o
peppe
tip of
arran
Send
nastu
deligh
day e

So
pound
flow
oven;
lay ab
vent l
pound
Madei
and fe
ed cra
done.
If
gray
flour.
other
is an

Ch
one p
though
ready
season
enoug

cold water in which have been stirred two tablespoonfuls of vinegar, and cook twenty minutes to the pound after the boil begins. Leave the ham in the water until it is lukewarm, take it out and put to press under an inverted dish with a heavy weight on top. Leave it thus for eight or ten hours; take off the cloth, and then the skin. Dot the top with black pepper, or Hungarian sweet red pepper (paprica) using the tip of the middle finger to make the impressions. If you can arrange the dots in a pattern the effect will be pleasing. Send to table surrounded by a garland of asparagus tops and nasturtium flowers, or parsley and marigolds. This is a delightful preparation of ham, suitable for luncheon or Sunday evening suppers.

BAKED HAM.

Soak, wash, and parboil the ham, twelve minutes to the pound. Skin as soon as you can handle it, and staunch the flow of juices by rubbing flour into it. Put into a good oven; slice an onion, mince a carrot and a fresh tomato, and lay about the meat, pour in half a cupful of hot water to prevent burning, cover closely, and bake twelve minutes to the pound. During this time baste the ham four times with Madeira or sherry or other pale wine, using two glasses in all, and four times with the pan-gravy. Have ready some browned cracker-crumbs and sift them thickly over the ham when done. Leave it in the oven until firm and evenly colored.

If the ham is eaten hot, make a sauce by rubbing the gravy through a colander and thickening it with browned flour. If cold, put aside the pan-liquor for sauce for some other dish. It is too good to be wasted. Champagne sauce is an excellent accompaniment to baked ham.

CORNED BEEF HASH.

Chop fine cold boiled corned beef; to one pint meat add one pint and a little more of cold boiled potatoes, chopped, though not too fine; a little onion can be used if liked; have ready a pan with a good piece of butter in it, put in hash, season with pepper and salt, then add rich milk or cream, enough to moisten. Cover and make hot.

BEEF LOAF.

Three pounds of beefsteak, chopped fine; fifteen soda biscuits (well rolled), half a cupful of sweet milk, half a cupful of butter, one teaspoonful of salt and pepper, two eggs. Mix well in a loaf and bake two hours.

RIS DE VEAU A CAS SUPREME.

Steep the sweetbreads in water for an hour; then blanch them, and press between two dishes. When cold, cut away any sinews or fat, and place them in a stewpan with a little onion, celery, and stock of white sauce. Braise for twenty or thirty minutes, then take out of saucepan and put into the oven to brown, and baste with its own liquor. Serve on fried bread, sauce around with truffles and mushrooms or peas.

TO GLAZE A HAM OR TONGUE.

Put one ounce of glaze and one tablespoonful of boiling water into saucepan over fire till melted, and brush it over ham or tongue; two coats if not dark enough. Beat one quarter of a pound of butter to a cream. Put into icing tubes and ornament with it.

DEVILED KIDNEYS.

(Breakfast Dish.)

Cut the kidneys in thin round slices, cover them with cold water; let stand half an hour, then wash them clean and put in stew-pan with one quart of water or stock, a clove, four teaspoonfuls of onion-juice, salt and pepper. Simmer two hours or longer if not tender. Set away, and for breakfast put one tablespoonful of butter in frying-pan; when hot add one tablespoonful of flour. Stir till brown and smooth.

VEAL PATTI.

Three pounds of veal (or beef), no gristle or fat, chopped very fine or minced. Mix with it five tablespoonfuls of cracker-crumbs, one tablespoonful of melted butter, one teaspoonful of pepper, one tablespoonful of salt, half a cup of milk or cream, two eggs, beaten. Form into a loaf and cover with cracker-crumbs; put in the oven, with a little water in the pan for two hours. Baste occasionally.

In
and tl
to try
it is y
readily
and te
eyes fu
fat.
where
March
Yc
parent
break
beaks,
thumb
Yc
full, f
very d
Fin
of the
a few
around
and f
has be
pheasa
of the
birds
should
cooked
it shou
it in a
taking
up a p
hairs.

POULTRY AND GAME.

In choosing poultry, select those that are fresh and fat, and the surest way to determine whether they are young, is to try the skin under the leg or wing. If it is easily broken, it is young; or, turn the wing backwards; if the joint yields readily it is tender. When poultry is young the skin is thin and tender, the legs smooth, the feet moist and limber, and the eyes full and bright. The body should be thick and the breast fat. Old turkeys have long hairs, and the flesh is purplish where it shows under the skin on the legs and back. About March they deteriorate in quality.

Young ducks and geese are plump, with light, semi-transparent fat, soft breast bone, tender flesh, leg-joints which will break by the weight of the bird, fresh-colored and brittle beaks, and wind-pipes that break when pressed between the thumb and forefinger. They are best in fall and winter.

Young pigeons have light red flesh upon the breast, and full, fresh-colored legs; when the legs are thin and the breast very dark the birds are old.

Fine game birds are always heavy for their size; the flesh of the breast is firm and plump, and the skin clear; and if a few feathers be plucked from the inside of the leg and around the vent, the flesh of freshly-killed birds will be fat and fresh-colored; if it is dark and discolored, the game has been hung a long time. The wings of good ducks, geese, pheasants, and woodcock are tender to the touch; the tips of the long wing feathers of partridges are pointed in young birds and round in old ones. Quail, snipe and small birds should have full, tender breasts. Poultry should never be cooked until six or eight hours after it has been killed, but it should be picked and drawn as soon as possible. Plunge it in a pot of scalding hot water; then pluck off the feathers, taking care not to tear the skin; when it is picked clean, roll up a piece of white paper, set fire to it, and singe off all the hairs.

Fowls, and also various kinds of game, when bought at our city markets, require a more thorough cleansing than those sold in country places, where as a general thing the meat is wholly dressed. In large cities they lay for some length of time with the intestines undrawn, until the flavor of them diffuses itself all through the meat, rendering it distasteful. In this case, it is safe after taking out the intestines, to rinse out in several waters, and in next to the last water, add a teaspoonful of baking soda; say to a quart of water. This process neutralizes all sourness, and helps to destroy all unpleasant taste in the meat.

Poultry may be baked so that its wings and legs are soft and tender, by being placed in a deep roasting pan with close cover, thereby retaining the aroma and essences by absorption while confined. These pans are a recent innovation, and are made double with a small opening in the top for giving vent to the accumulation of steam and gases when required. Roast meats of any kind can also be cooked in the same manner, and it is a great improvement on the old plan.

ROAST TURKEY.

Select a young turkey; remove all the feathers carefully, singe it over a burning newspaper on the top of the stove; then "draw" it nicely, being very careful not to break any of the internal organs; remove the crop carefully; cut off the neck close to the body. Now rinse the inside of the turkey out with several waters, and in the next to the last, mix a teaspoonful of baking soda; oftentimes the inside of a fowl is very sour, especially if it is not freshly killed. Now, after washing, wipe the turkey dry, inside and out, with a clean cloth, rub the inside with some salt, then stuff the breast and body with "Dressing for Fowls." Then sew up the turkey with a strong thread, tie the legs and wings to the body, rub it over with a little soft butter, sprinkle over some salt and pepper, dredge with a little flour; place it in a dripping pan, pour in a cup of boiling water, and set it in the oven. Baste the turkey often, turning it round occasionally so that every part will be uniformly baked. When pierced with a fork and the liquid runs out perfectly clear, the bird is done. If any part is likely to scorch, pin over it a piece of

butter
tween
sauces

Gi
put t
a pin
them
liver
gizzar
set to
to the
off th
over t
will n
for tu
of len

Fe
from
the ir
pour
it; le
take u
both l
proce
all up
about
mer se
fine;
thoro
fowls,
possib
proven
dients

TH
the e

buttered white paper. A fifteen-pound turkey requires between three and four hours to bake. Serve with cranberry sauce.

Gravy for Turkey.—When you put the turkey in to roast put the neck, heart, liver and gizzard into a stew-pan with a pint of water; boil until they become quite tender; take them out of the water, chop the heart and gizzard, mash the liver and throw away the neck; return the chopped heart, gizzard and liver to the liquor in which they were stewed: set to one side, and when the turkey is done it should be added to the gravy that dripped from the turkey, having first poured off the fat from the surface of the dripping-pan; set it all over the fire, boil three minutes and thicken with flour. It will not need brown flour to color the gravy. The garnishes for turkey or chicken are fried oysters, rashers of bacon, slices of lemon, fried sausages, force-meat balls, also parsley.

DRESSING OR STUFFING FOR FOWLS.

For an eight or ten-pound turkey, cut the brown crust from slices or pieces of stale bread until you have as much as the inside of a pound loaf; put it into a suitable dish, and pour tepid water (not warm, for that makes it heavy) over it; let it stand one minute, as it soaks very quickly. Now take up a handful at a time and squeeze it hard and dry with both hands, placing it as you go along, in another dish; this process makes it very light. When all is pressed dry, toss it all up lightly through your fingers; now add pepper, salt,—about a teaspoonful—also a teaspoonful of powdered summer savory, the same amount of sage, or the green herb minced fine; add a little melted butter, and a beaten egg. Work thoroughly all together, and it is ready for dressing either fowls, fish or meats. A little chopped sausage and the finest possible paring of lemon-peel in turkey dressing is an improvement, when well incorporated with the other ingredients.

OYSTER DRESSING OR STUFFING.

This is made with the same ingredients as the above, with the exception of half a can of oysters drained, and slightly

chopped and added to the rest. This is used mostly with boiled turkey and chicken, and the remainder of the can of oysters used to make an oyster sauce to be poured over the turkey when served, and also served in a separate dish.

These recipes were obtained from an old colored cook, who was famous for his fine dressings for fowls, fish and meats, and his advice was, always soak stale bread in cold liquid, either milk or water, when used for stuffing or puddings, as they were much lighter. Hot liquid makes them heavy.

ROASTED BONED CHICKEN.

Spread the boned chicken on a board, the skin side down; turn the flesh of the legs and wings right side out, and stuff them with forcemeat into shape. Equalize the meat as well as possible, placing the mignon filets, or little strips of white meat, next the bone, over the dark meat, etc.; dredge with salt and pepper. Make a roll of the stuffing or forcemeat and lay it in the chicken. Draw the skin up, and sew it together securely. Turn it over, place the legs and wings into the position of a trussed fowl, press the body into natural shape, and tie it securely; or it may be pressed into the form of a duck or rabbit. Cover with slices of salt pork, and roast in oven, allowing twenty minutes to the pound; baste frequently. Remove the pork the last fifteen minutes, dredge with flour, and let it brown. Serve with giblet or tomato sauce.

BRAISED BONED CHICKEN.

To braise the chicken prepared as above, roll it lightly in a piece of cheese cloth, tying the ends well. Put in a saucepan the bones of the chicken, a slice of carrot and onion, a bouquet containing parsley, one bay leaf, three cloves, twelve pepper-corns, celery if convenient, and a knuckle of veal. Add enough water to cover the bed of vegetables and bones; lay in the chicken; cover the pot, and let it simmer for four hours.

JELLIED BONED CHICKEN.

A braised boned chicken may be served hot, or it may be set aside to cool, then jellied as follows: Strain the water in

which
the g
has
If ve
obser
half
jelly
entire
corat
binat
ened,
of an
and s
which
with
W
braisi
done.

F

U

ture.
ful o
chopp
Seasc
with
spoon
one t
used,
ing p

W

stuffin
the be
smoot
again
back
close

which the chicken was braised, and let it cool; then remove the grease and clarify the liquor; season it highly. If veal has been used, and the liquor jellies, it may be used as it is. If veal has not been used, add gelatine soaked in cold water, observing the proportion of one box of gelatine to one and a half quarts of liquor. Mask a mould with jelly; when the jelly is set, put in the chicken, and add enough liquid jelly to entirely cover it. Or, on the bottom of the mould, made a decoration of either truffles, ham, capers, gherkins, or any combination suitable; fix it with a thin layer of jelly; when hardened, add enough more to make a layer of jelly one-quarter of an inch thick, and when that is hardened lay in the chicken, and surround it with the liquid jelly. Garnish the dish on which the jellied chicken is served with lettuce, and serve with it a Mayonnaise, Béarnaise, or Tartare sauce.

When the chicken is to be jellied, use enough water in the braising pot to give three pints of liquor after the cooking is done.

FORCEMEAT FOR STUFFING BONED FOWLS.

Use the meat of another fowl, or veal, or pork, or a mixture. Chop them fine, and add to the minced meat one cupful of bread or cracker crumbs, and, if convenient, a little chopped boiled ham or tongue, and a few lardoons of pork. Season with the following articles, and moisten the whole with stock: One tablespoonful of chopped parsley, one teaspoonful of onion juice, one-quarter teaspoonful of pepper, one teaspoonful thyme, one teaspoonful of salt. If veal is used, take it from the knuckle, and use the bone in the braising pot, as it will give a good jelly.

TO TRUSS A FOWL.

When the fowl is wiped, singed, and drawn, put in the stuffing; place a little in the opening at the neck, the rest in the body, and sew up the opening. Draw the skin of the neck smoothly down and under the back, press the wings close against the body, and fold the pinions under, crossing the back and holding down the skin of the neck. Press the legs close to the body, and slip them under the skin as much as

possible. Thread the trussing needle with white twine, using it double. Press the needle through the wing by the middle joint, pass it through the skin of the neck and back, and out again at the middle joint of the other wing. Return the needle through the bend of the leg at the second joint, through the body and out at the same point on the other side; draw the cord tight, and tie it with the end at the wing joint. Thread the needle again, and run it through the legs and body at the thigh bone, and back at the ends of the drumsticks. Draw the drumstick bones close together, covering the opening made for drawing the fowl, and tie the ends. Have both knots on the same side of the fowl. When cooked, cut the cord on the opposite side, and by the knots it can easily be drawn out.

ROASTED CHICKEN.

A roasted chicken may be stuffed or not. If stuffing is used it should only half fill the chicken. Truss it as directed above, or use skewers, doubling a cord across the back and around the ends of the skewers to hold them in place. A roasted or boiled chicken is not presentable, which has not been securely fastened into good shape before being cooked. Dredge the chicken with salt and pepper, and place it on slices of salt pork in a baking pan; add a very little water, and bake in hot oven, allowing fifteen minutes to the pound; baste frequently. White meat must be well cooked, but not dried. Fifteen minutes before it is done, rub it over the top and sides with butter, dredge it with flour, and replace it in the oven until it becomes a golden brown and looks crisp. Draw out the trussing cords, and garnish with parsley. Serve with it a giblet sauce. Do not use a tough chicken for roasting; one a year old is about right. A roasting chicken may be larded if desired.

STUFFING FOR FOWLS.

Moisten a cupful of bread crumbs with a tablespoonful of melted butter; season highly with salt, pepper, thyme, chopped parsley, and onion juice; or put in a saucepan a tablespoonful of butter and fry in it one minced onion; then add one cupful of soaked bread, the water being pressed out,

one-ha
teaspo
of cel
of the

Sh
water
water
in wat
press t
more o
tablesp
of a te
of choi
add, al
only w

Boi
add a
was roa
cupful
salt an
a sauce
served

A c
the chi
cloth, t
Boiled
cut in
bread s
simmer
remove
sauce o
Garnish
naise s

one-half cupful of stock, one teaspoonful of salt, one-half teaspoonful each of pepper and thyme, and one-half cupful of celery cut into small pieces. Stir it until it leaves the sides of the pan.

CHESTNUT STUFFING.

Shell a quart of large French chestnuts. Put them in hot water and boil until the skins are softened; then drain off the water and remove the skins. Replace the blanched chestnuts in water, and boil until soft. Take out a few at a time, and press them through a colander or a potato press. They mash more easily when hot. Season the mashed chestnuts with a tablespoonful of butter, a teaspoonful of salt, and a quarter of a teaspoonful of pepper. Some cooks add a tablespoonful of chopped parsley, and moisten it with a little stock. Some add, also, a few bread crumbs. The dressing is best seasoned only with butter, salt, and pepper.

GIBLET SAUCE.

Boil the giblets until tender; chop them, but not very fine; add a tablespoonful of flour to the pan in which the chicken was roasted; let it brown, stirring constantly; add slowly a cupful of water in which the giblets were boiled; season with salt and pepper; strain and add the chopped giblets; serve in a sauceboat. The liver is a tidbit, and should be roasted and served with the chicken, instead of being used in the sauce.

BOILED CHICKEN.

A chicken too old to roast is very good when boiled. Truss the chicken firmly. It is well also to tie it in a piece of cheesecloth, to keep it in good shape. It may be stuffed or not. Boiled rice seasoned with butter, pepper, and salt, or celery cut in small pieces, is better to use for boiled chicken than bread stuffing. Put the chicken into boiling salted water and simmer, allowing twenty minutes to the pound; when done, remove the cloth and cords carefully, spread a little white sauce over the breast, and sprinkle it with chopped parsley. Garnish with parsley, and serve with it egg, oyster, or Béarnaise sauce.

BRAISED CHICKEN.

A fowl too old to roast may be made tender and good by braising, and present the same appearance as a roasted chicken. Prepare it as for roasting, trussing it into good shape. Cut into dice a carrot, turnip, onion, and stalk of celery; put them in a pot with a few slices of salt pork, and on them place the fowl, with a few pieces of salt pork laid over the breast; add a bouquet of parsley, one bay-leaf, three cloves, six peppercorns, also a teaspoonful of salt, and a pint of hot water. Cover the pot closely and let simmer for three hours. If any steam escapes, a little more water may have to be added. When done, rub a little butter over the breast, dredge with flour, and place in the oven a few minutes to brown. Strain the liquor from the braising pot, season to taste, and if necessary thicken with a little butter and flour browned; serve it with the chicken as sauce.

BROILED CHICKEN.

Young spring chickens only are used for broiling. Split them down the back, remove the entrails and the breast bone, wipe them clean, sprinkle with salt and pepper, and rub them with soft butter. Place them on a broiler over a slow fire, the inside down; cover with a pan, and let cook for twenty minutes to twenty-five minutes. Turn, to let the skin side brown when nearly done. Place them on a hot dish, and spread them with maitre d'hotel butter; garnish with parsley or watercress and thin slices of lemon.

FRICASSEE.

Cut a chicken into eleven pieces: two drumsticks, two second joints, two wings, two breasts, three back pieces. Put the pieces in a saucepan with two tablespoonfuls of butter or drippings; let them brown slightly on both sides, but use care that they do not burn; when a little colored, add enough boiling water to cover them; add a bouquet of herbs, salt and pepper, and a few slices of salt pork. Simmer until tender. Arrange the pieces neatly on a dish, using the best ones outside, and pour over them a gravy made as follows: Strain the liquor from the pot and take off the fat. Make a white

sauce of one tablespoonful of butter and two of flour and a cupful of the liquor from the pot; season to taste; remove from the fire, and when a little cool add a cupful of cream or milk beaten up with two or three yolks of eggs. Place again on the fire until the eggs are a little thickened, but do not let it boil, or they will curdle. A tablespoonful of sherry may be added, if liked, or a half can of mushrooms. A border of rice may be placed around the chicken, or sippets of toast used.

To make a brown fricassee, sprinkle the pieces of chicken, after they are simmered until tender, with salt, pepper, and flour, and place them in the oven to brown. Make a brown instead of a white sauce, and omit the cream or milk.

FRIED CHICKEN.

Cut a tender chicken in pieces; dip the pieces in water; sprinkle them with salt and pepper, and roll them in flour; sauté them in a tablespoonful of lard or butter, browning both sides; then remove and add to the pan a tablespoonful of flour; cook it for a minute without browning, stirring all the time, and add a cupful of milk or cream; stir until it is a little thickened; strain; mix into it a tablespoonful of chopped parsley. Place the sauce on the serving-dish and arrange the pieces of chicken on it.

STUFFED CHICKEN OR TURKEY LEGS.

Carefully remove the tendons and bone from the drumsticks, all but about an inch and a half at the small end. Stuff the leg with a forcemeat made of chicken or veal chopped very fine, and use with it the liver and a little strip of larding pork; season it with salt, pepper, and chopped parsley, and moisten it with one egg. Draw the skin over the end and sew it closely together, keeping the shape as natural as possible. Lay the stuffed legs in a baking-pan; cover with boiling water, and simmer an hour, or until tender; remove them from the water, press them into shape, and let cool. When cold, take out the stitches, dredge with salt and pepper, roll in beaten egg and bread crumbs, and fry in hot

fat until browned; or broil them on both sides four minutes, if chicken; six minutes, if turkey legs; or they may be sautéed in butter. They may be deviled by rubbing them with mustard and a little red pepper before coating with the eggs and crumbs. Serve them arranged like chops, the bones masked with paper frills. If preferred, the bones may be entirely removed, and the leg flattened to look like a cutlet. This can be done by placing them under a weight to cool after being boiled. Serve with an olive, Béarnaise, Tartare, or any sauce preferred.

GRILLED BONES.

Take the wings, second joints, and drumsticks of cold cooked chicken; dip them in melted butter, sprinkle them with salt and pepper, and broil them until they are very hot and well browned.

SAVORY DUCK.

(To be served cold. A luncheon or supper dish.)

Bone the duck by cutting it open down the back, take out the back bone, the breast and then the leg bones. Put the bones, one pound of shin of beef, one onion, two cloves, one bay-leaf, some thyme and parsley, one carrot, a small piece of turnip, pepper and salt into a saucepan with three pints of stock or water. Chop one-half pound of veal with an onion, a little grated nutmeg, pepper, salt and one-half pound of green peas. Fill the duck with this and sew it up. Stew it with the bones for two hours. Take out the duck and strain the gravy. Put it in another pan and mix in one ounce of gelatine and the whites of two eggs. Beat it over the fire until it boils, then let it boil for ten minutes, without stirring, with the lid on; it will then be clear when again skimmed. Cover the bottom of a dish (large enough to hold the duck) with cooked peas, carrots and turnip. Put a small cupful of the gravy, and let it get cool, then put in the duck (breast downwards); let the gravy be nearly cold, then pour it over the duck, which will then set in a firm jelly, and can be turned out on to another dish,

Bo
minut
and cu
a stew
garlic,
first co
then i
The p
dish, a
be pou
should
cold, o
jelly,
and pl

Pr
oyster
close t
downw
the sk
nicely
slice t
pork.
liquor
an unj
a nice
seasoni

Pic
it fine.
tered c
layer o
of but
anothe

MAYONNAISE OF SWEETBREADS.

(To be served cold.)

Boil a pair of sweetbreads (after blanching) for a few minutes in some good veal stock, then put them to get cold and cut into small round pieces; they must then be placed in a stewpan with pepper, salt, mace and a very small piece of garlic, and a half a pint or a little more of the stock they were first cooked in, and a quarter of an ounce of leaf gelatine; and then it should simmer very steadily for fifteen minutes or so. The pieces should then be placed separately in a shallow dish, and the gravy in which they have been simmered should be poured over them. When they have set quite firmly they should be covered thickly with a mayonnaise. When quite cold, ornament according to taste: such as aspic or savory jelly, with beet-root, hard-boiled egg, cut into fancy shapes and placed over the dish; a little green sets the dish off well.

BOILED TURKEY.

Prepare as you would for baking or roasting; fill with an oyster stuffing, made as the above. Tie the legs and wings close to the body, place in salted boiling water with the breast downward; skim it off and boil about two hours, but not till the skin breaks. Serve with oyster or celery sauce. Boil a nicely pickled piece of salt pork, and serve at table a thin slice to each plate. Some prefer bacon or ham instead of pork. Some roll the turkey in a cloth dipped in flour. If the liquor is to be used afterwards for soup, the cloth imparts an unpleasant flavor. The liquid can be saved and made into a nice soup for the next day's dinner, by adding the same seasonings as for chicken soup and rice, barley, or macaroni.

TURKEY SCALLOP.

Pick the meat from the bones of cold turkey, and chop it fine. Put a layer of bread crumbs on the bottom of a buttered dish, moisten them with a little milk, then put in a layer of turkey with some of the stuffing, and cut small pieces of butter over the top; sprinkle with pepper and salt; then another layer of bread crumbs, and so until the dish is nearly

full; add a little hot water to the gravy left from the turkey and pour over it; then take two eggs, two tablespoonfuls of milk, one of melted butter, a little salt and cracker crumbs as much as will make it thick enough to spread on with a knife; put bits of butter over it, and cover with a plate. Bake three-quarters of an hour. Ten minutes before serving, remove the plate and let it brown.

TURKEY HASHED.

Cut the remnants of turkey from a previous dinner into pieces of equal size. Boil the bones in a quart of water, until the quart is reduced to a pint; then take out the bones, and to the liquor in which they were boiled add turkey gravy, or white stock, or a small piece of butter with salt and pepper; let the liquor thus prepared boil up once; then put in the pieces of turkey, dredge in a little flour, give it one boil-up, and serve in a hot dish.

TURKEY WARMED OVER.

Pieces of cold turkey or chicken may be warmed up with a little butter in a frying-pan; place it on a warm platter, surround it with small thick slices of bread or biscuit halved, first dipping them in hot salted water; then place the platter in a warm oven with the door open. Have already made the following gravy to pour over all. Into the frying-pan put a large spoonful of butter, one or two cupfuls of milk, and any gravy that may be left over. Bring it to a boil; then add sufficient flour, wet in a little cold milk or water, to make it the consistency of cream. Season with salt, pepper and add a little of the dark meat chopped very fine. Let the sauce cook a few moments; then pour over the biscuit and fowl. This will be found a really nice dish.

BONED TURKEY.

Clean the fowl as usual. With a sharp and pointed knife, begin at the extremity of the wing, and pass the knife down close to the bone, cutting off the flesh from the bone, and preserving the skin whole; run the knife down each side of the breast bone and up the legs, keeping close to the bone;

then s
the r
storin
sions
of fat
and a
gravy.
hands

TH
the fa
the fo
ounces
spoon
onion.
togeth
pan w
water
back r
done t
gravy
been s
boiled
gether

Br
in a s
pepper
of mo
add to
have i
pour c

Cu
two p

then split the back half way up, and draw out the bones; fill the places whence the bones were taken with a stuffing, restoring the fowl to its natural form, and sew up all the incisions made in the skin. Lard with two or three rows of slips of fat bacon on the top, basting often with salt and water, and a little butter. Some like a glass of port wine in the gravy. This is a difficult dish to attempt by any but skillful hands. Carve across in slices, and serve with tomato sauce.

ROAST GOOSE.

The goose should not be more than eight months old, and the fatter the more tender and juicy the meat. Stuff with the following mixture: Three pints of bread crumbs, six ounces of butter, or part butter and part salt pork, one teaspoonful each of sage, black pepper and salt, one chopped onion. Do not stuff very full, and stitch openings firmly together to keep flavor in and fat out. Place in a baking pan with a little water, and baste frequently with salt and water (some add vinegar); turn often so that the sides and back may be nicely browned. Bake two hours or more; when done take from the pan, pour off the fat, and to the brown gravy left, add the chopped giblets which have previously been stewed until tender, together with the water they were boiled in; thicken with a little flour and butter rubbed together, bring to a boil and serve. English style.

BROILED CHICKEN ON TOAST.

Broil the usual way, and when thoroughly done take it up in a square tin or dripping pan, butter it well, season with pepper and salt, and set in the oven a few minutes, lay slices of moistened toast on a platter, take the chicken up over it, add to the gravy in the pan part of a cupful of cream, if you have it; if not, use milk. Thicken with a little flour and pour over the chicken. This is considered most excellent.

CURRIED CHICKEN.

Cut up a chicken weighing from a pound and a half to two pounds, as for fricassee, wash it well, and put it in a

stewpan with sufficient water to cover it; boil it closely covered, until tender; add a large teaspoonful of salt, and cook a few minutes longer; then remove from the fire, take out the chicken, pour the liquor into a bowl, and set it one side. Now cut up into the stewpan two small onions, and fry them with a piece of butter as large as an egg; as soon as the onions are brown, skim them out and put in the chicken; fry for three or four minutes; next sprinkle over two teaspoonfuls of curry powder. Now pour over the liquor in which the chicken was stewed, stir all well together, and stew for five minutes longer, then stir into this a tablespoonful of sifted flour made thin with a little water; lastly, stir in a beaten yolk of egg, and it is done. Serve with hot boiled rice laid round on the edge of a platter, and the chicken curry in the centre. This makes a handsome side dish, and a fine relish accompanying a full dinner of roast beef or any roast.

All first-class grocers and druggists keep "India Curry Powder," put up in bottles. Beef veal, mutton, duck, pigeons, partridges, rabbits or fresh fish may be substituted for the chicken, if preferred, and sent to the table with or without a dish of rice.

To Boil Rice for Curry.—Pick over the rice, a cupful. Wash it thoroughly in two or three cold waters; then leave it about twenty minutes in cold water. Put into a stewpan two quarts of water with a teaspoonful of salt in it, and when it boils, sprinkle in the rice. Boil it briskly for twenty minutes, keeping the pan covered. Take it from the fire, and drain off the water. Afterwards set the saucepan on the back of the stove, with the lid off, to allow the rice to dry and the grains to separate. Rice, if properly boiled, should be soft and white, and every grain stand alone. Serve it hot in a separate dish or laid round the chicken curry.

CHICKEN POT-PIE. No. 1.

Cut and joint a large chicken, cover with cold water, and let it boil gently until tender. Season with salt and pepper, and thicken the gravy with two tablespoonfuls of flour, mixed smooth with a piece of butter the size of an egg. Have ready nice light bread-dough; cut with the top of a wineglass about half an inch thick; let them stand half an hour and rise, then

drop
closel
escap
three-

Th
day t
long
and d

Th
and s
and p
pot-pi
it into
with
bottom
all th
quart
a lid
gravy
an ho
the ce
thick
and p
throu

A
venis
steaks
If you

Th
ready
or bal
them
large
over a
than l
sure c

drop these into the boiling gravy. Put the cover on the pot closely, wrap a cloth around it, in order that no steam shall escape; and by no means allow the pot to cease boiling. Boil three-quarters of an hour.

CHICKEN POT-PIE. No. 2.

This style of pot-pie was made more in our grandmother's day than now, as most cooks consider that cooking crust so long destroys its spongy lightness, and renders it too hard and dry.

Take a pair of fine fowls; cut them up, wash the pieces, and season with pepper only. Make a light biscuit dough, and plenty of it, as it is always much liked by the eaters of pot-pie. Roll out the dough not very thin, and cut most of it into long squares. Butter the sides of a pot, and line them with dough nearly to the top. Lay slices of cold ham at the bottom of the pot, and then the pieces of fowl, interspersed all through with squares of dough and potatoes, pared and quartered. Pour in a quart of water. Cover the whole with a lid of dough, having a slit in the centre, through which the gravy will bubble up. Boil it steadily for two hours. Half an hour before you take it up, put in through the hole in the centre of the crust some bits of butter rolled in flour, to thicken the gravy. When done, put the pie on a large dish, and pour the gravy over it. You may intersperse it all through with cold ham.

A pot-pie may be made of ducks, rabbits, squirrels, or venison. Also of beef-steak. A beef-steak, or some pork-steaks (the lean only), greatly improve a chicken pot-pie. If you use no ham, season with salt.

CHICKEN STEWED, WITH BISCUIT.

Take chickens, and make a fricassee; just before you are ready to dish it up, have ready two baking-tins of rich soda or baking-powder biscuits; take them from the oven hot, split them apart by breaking them with your hands, lay them on a large meat platter, covering it, then pour the hot chicken stew over all. Send to the table hot. This is a much better way than boiling this kind of biscuit in the stew, as you are more sure of its being always light.

SMOTHERED CHICKEN.

(A Southern method.)

Dress young chickens, wash, and let them stand in water half an hour to make them white. Put into a baking pan (first cutting them open at the back). Sprinkle salt and pepper over them, and put a lump of butter here and there; then cover tightly with another pan the same size and bake one hour; baste often with butter. A delicious dish.

MARYLAND CHICKEN.

Take two tender spring chickens, split in half, detach the legs and wings; lay all on a plate, and season with salt and pepper. Dip the pieces in beaten egg, and afterwards in bread crumbs. Place them in a buttered pan, pour an ounce of clarified butter over, and roast in the oven about twenty minutes. Pour half a pint of cream sauce on a serving dish, and arrange the fowl on it; alternate with slices of thin boiled bacon, and small corn fritters.

CHICKEN CROQUETTES.

Boil one chicken, remove skin and chop fine. Sauce: One tablespoonful of butter, two tablespoons flour, half pint of milk, a little grated nutmeg, tablespoon of chopped parsley, pepper and salt to taste, a dash of cayenne. When the sauce is cooked add the chopped chicken. Mix well, then set aside to cool. When cool mould into shape; dip in egg and bread crumbs and boil in hot fat. This quantity will make thirteen croquettes.

CELERIED CHICKEN (Entree).

Two cups cold cooked chicken cut in small pieces, one cup milk, one tablespoon butter, one heaping tablespoon of flour, one teaspoon of celery salt, two tablespoons of finely chopped parsley, one teaspoon salt, four dashes of pepper, three slices of toast cut lengthwise. Put butter and flour in saucepan, stir till butter is melted and smooth, add milk, salt and pepper, stir till it comes to a boil, add parsley and

celery
mixture
style)

St
pieces
ridge
minut
put in
bage c
back t
for an
brown

On
cupful
ing ta
one cu
pepper
the flo
and co
As so
Beat t
stir in
This o

Or
ful of
or chi
teaspo
one pi
cream
and st
soning
beaten

celery salt, which have been mixed with a little of the butter mixture, add chicken. Arrange toast in strips (log-cabin style); place the chicken in centre and serve.

PERDRIX AUX CHOUX.

Stuff partridge with turkey dressing; then stick on breast pieces of pork fat. Put lard down in pot and brown the partridge alone with pepper and salt. Roast well for twenty minutes in a covered pot. Then take out the partridge and put in the pot four onions stuck with cloves, one small cabbage cut in four, four slices of pork or bacon; fry brown. Put back the partridge and cover with hot water; simmer gently for an hour. Before taking off put in a tablespoonful of browned flour.

BLANQUETTE OF TURKEY.

One quart of cooked turkey cut in small pieces, one large cupful of white stock, three tablespoonfuls of butter, a heaping tablespoonful of flour, one teaspoonful of lemon-juice, one cupful of cream or milk, the yolks of four eggs, salt, pepper. Put the butter in the sauce-pan and when hot add the flour; stir until smooth, but not brown; add the stock, and cook two minutes; then add the seasoning and cream. As soon as this boils up add the turkey; cook ten minutes. Beat the yolks of the eggs with four tablespoonfuls of milk; stir into the blanquette; cook about half a minute longer. This can be served in a rice or potato border.

CHICKEN CROQUETTES.

One solid pint of finely chopped chicken, one tablespoonful of salt, half a teaspoonful of pepper, one cupful of cream or chicken stock, one tablespoonful of flour, four eggs, one teaspoonful of onion-juice, one tablespoonful of lemon-juice, one pint of crumbs, three tablespoonfuls of butter. Put the cream or stock on to boil. Mix the flour and butter together and stir into the boiling cream, then add the chicken and seasoning; boil for two minutes, and add two of the eggs well beaten; take from the fire immediately and set away to cool;

when cool, shape, roll in egg and crumbs and fry. Many persons think a teaspoonful of chopped parsley an improvement.

CREAM CHICKEN.

One chicken of four pounds, or two of six pounds; four sweetbreads, one can of mushrooms. Boil chicken and sweetbreads and when cold cut up as for salad. In a sauce-pan put four coffee-cups or one quart of cream. In another sauce-pan put four large tablespoonfuls of butter and five even tablespoonfuls of flour. Stir until melted, then pour in the hot cream and stir until it thickens. Flavor with the small half of a grated onion and a very little nutmeg; season highly with black and red pepper. Put the chicken and cream in a baking-dish; add the mushrooms cut in pieces (if large), and cover with grated bread; put a number of pieces of butter on the top and bake ten or twenty minutes.

CHICKEN JELLY.

Cut chicken into joints and put into a pan or stew-jar. Put in a very little salt and a peppercorn, and just cover with water; let it stew gently for two or three hours or more, adding a little water if required. When the meat falls from the bones take off the meat and pound up the bones, and give them an extra boil. Strain the liquid from the meat (and bones) and when cold take off any fat. It becomes a jelly, and can be eaten cold or warmed up.

CHICKEN CROQUETTES.

Two cups finely chopped chicken, a little nutmeg, mace, pepper and salt to taste. One cup of chicken stock, half a cup of cream or milk, one tablespoonful butter, one tablespoonful flour. Mix the butter and flour together, and when the milk and stock have come to a boil add them to the butter and flour. Add the meat, and let all simmer together ten minutes, then add two eggs pretty well beaten. Leave on the back of stove for a few minutes, but do not allow it to simmer. Pour in a dish to cool. When quite cool form into small rolls and roll in bread-crumbs, then in egg, and again in bread-crumbs. Cook in boiling lard.

T.
cupfu
of boi
boiled
of the
milk;
the b
you r
when
ing t
bakin
delica
dish i

C
soda
dry a
per, s
of po
a cup
minu
if you
time
C
flour.

P
the "

D
be tro
peppe
ing-p
the o

FONDU OF CHICKEN.

Take cold chicken, veal or turkey, mince very fine; one cupful of chicken, one cupful of bread-crumbs, one cupful of boiling milk, one tablespoonful of butter, one slice of cold boiled ham, minced; half an onion boiled in and strained out of the milk, two beaten eggs, a pinch of soda dissolved in the milk; pepper and salt. Soak the crumbs in the milk, stir in the butter and beat very light. Let the mixture cool while you mince the meat and beat the eggs. Stir in the meat when the bread and milk are nearly cold; season, lastly adding the eggs. Beat well up. Put it into a well-greased baking dish; set in a brisk oven. When the fondu is a light delicate brown puff send at once to the table in the same dish in which it has been baked.

ROAST DUCKS.

Clean with care, and, after washing well, rinse out with soda and water. Lay in cold water for half an hour; wipe dry and stuff with bread-crumbs, seasoned with butter, pepper, salt, a half teaspoonful of onion-juice, and just a pinch of powdered sage. Dredge with salt, pepper, and flour; dash a cupful of boiling water over them and roast, covered, twelve minutes to the pound, if you like them rather rare; fifteen, if you would have them well done. Baste four times, the last time with butter, after which dredge with flour and brown.

Chop the giblets for the gravy, and thicken with browned flour. Green peas should accompany ducks.

BRAISED DUCK.

Proceed as with braised goose, omitting the apple from the "bed" and adding onion and sage very sparingly.

STEWED DUCKS.

Ducks which are no longer in the first flush of youth may be treated satisfactorily in this way. Joint as for fricassee; pepper, salt, and flour them. Heat good dripping in a frying-pan and fry a sliced onion to a light brown. Take out the onion, put in the duck, and cook ten minutes, turning

two or three times. Put into a sauce-pan a cupful of stock or consommé, and while it is still cold lay in the jointed duck. Cover and stew slowly until tender, season with pepper and salt, a tablespoonful of tomato catsup, and a dash of lemon-juice. Simmer three minutes, stir in a tablespoonful of brown roux, cook a minute to thicken it, add a glass of sherry, and serve.

SALMI OF DUCK.

Cut up the meat of a roasted or braised duck into neat dice, the bones, stuffing, and skin into small pieces. Cover the meat-dice with a marinade of salad oil and lemon-juice, and leave in a cold place while you prepare the gravy or sauce. Cover the bones, etc., well with cold water, add parsley, pepper, and salt, and simmer, after this reaches the boil, for two hours. Strain, thicken the gravy with browned flour rubbed up with a spoonful of butter; add the juice of half an onion, boil up and put in the meat. Draw to the side of the range and let it almost, but not quite, boil. Take out the meat and arrange neatly upon a flat dish. Add to the gravy half a can of champignons (or, if you can get them, fresh mushrooms are far better). Simmer three minutes and pour over the meat. Garnish with sippets of fried bread.

ROAST DUCKLINGS.

Whip three tablespoonfuls of mashed potatoes to a white cream with butter and a tablespoonful of cream. Season with celery salt and white pepper, add three tablespoonfuls of almonds, blanched and chopped very fine. With this mixture stuff your young ducks when you have cleaned and washed them. Do not distend the bodies, but fill without packing. Truss and bind legs and wings into position with cotton-twine. Lay the plump creatures (they must be fat and white) upon the grating of your roaster, rub the breast with a split onion, dust with pepper, salt, and flour; put a cupful of boiling water into the pan and cover. Set in a very quick oven for the first fifteen minutes. Change, then, to a more moderate, and cook, still covered, ten minutes to the pound. Uncover, baste well with gravy, then with butter.

dredg
thicke
with
in a b

Co
recipe
centre
draine
over a

REDI

Si
inside
and ti
stuffin
out wi
currar
your c
the d
hour,
mixtu
currar

RED

Cl
out.
bone v
marin
them
clear c
less ti
with c
breast
juice a

Te
tough

dredge with flour, and brown. Skim the fat from the gravy, thicken with a tablespoonful of browned flour, rubbed up with two tablespoonfuls of currant jelly, and send to table in a boat. This is one of the choicest of summer delicacies.

RAGOUT OF DUCK AND GREEN PEAS.

Cook the remnants of a pair of roast ducks as directed in recipe for Salmi of Duck, and when done pile the meat in the centre of the dish; put a quart of green peas, well boiled and drained, about them like a green fence, and pour the gravy over all.

REDHEAD OR CANVASBACK DUCKS (ROASTED).

Singe and draw, but do not wash the ducks. Wipe them, inside and out, with a soft, damp cloth. Cut off the pinions and tie what is left of the wings to the bodies. Instead of stuffing them, pepper and salt the cavity of the body, wash out with salad oil and lemon-juice and put a teaspoonful of currant jelly, or three or four cranberries, in each. Put into your covered roaster; pour half a cupful of boiling water into the dripping-pan beneath; cover closely and cook half an hour, basting three times. Uncover, wash all over with a mixture of butter and lemon-juice, and brown. Serve with currant jelly.

REDHEAD OR CANVASBACK DUCKS (BROILED).

Clean and wipe with a soft, damp cloth within and without. Split down the back and flatten the protuberant breast-bone with the broadside of a hatchet, then leave them in a marinade of salad oil and lemon-juice for one hour, setting them in cold place. Without wiping them, broil over red, clear coals for twenty minutes, if they are plump and large; less time will do for small birds. Turn them twice. Serve with currant or grape jelly, and when dishing put upon each breast a teaspoonful of butter beaten to a cream with lemon-juice and finely chopped parsley.

ROAST PRAIRIE CHICKENS OR GROUSE.

Test them, after cleaning and wiping, and if they are tough put them—trussed as for roasting—into a steamer

and set over hard-boiling water for half an hour. While still hot rub them well with butter and lemon-juice, salt and pepper, inside and out, put a small bit of fat salt pork in each and roast, covered, in a quick oven for half an hour. Baste three times with butter and hot water, and, just before taking them up, with butter alone. They are dry birds and need mollifying. Serve with currant jelly and bread sauce.

BROILED GROUSE (LARDED).

Singe, clean, wipe well, split down the back, and lard the breasts with narrow strips of fat salt pork, drawn through the skin for an inch and out the other side with a larding-needle. Or if they are decidedly tough, steam for half an hour and lay until cold in a marinade of lemon-juice and oil. Pepper and salt and broil for fifteen minutes. Serve upon squares of toasted bread, or upon oblongs of fried hominy. Butter well before sending to table.

SALMI OF GROUSE.

Cut neatly into joints a pair of underdone grouse and divide the breasts into two pieces each. Put a cupful of good stock or consommé in a saucepan, season well, add a minced onion, a chopped carrot, and a stalk of celery, with a little minced parsley, and cook slowly one hour. Rub through a colander, stir in a tablespoonful of brown roux, bring to a boil, and put in the grouse. After this it must not boil, but set it in a saucepan of boiling water just where it will keep at the scalding-point for half an hour. At the last put in half a cupful of mushrooms, heated in their own liquor, and serve.

If you have preserved the cooked giblets of the grouse, mince them fine, work them to a paste with butter, season with salt and pepper, and spread them on buttered toast upon the dish intended for the salmi before it goes in. The toast will absorb the gravy and be delicious.

ROAST QUAILS.

Draw and wipe carefully within and without with a soft. damp cloth. Put a whole raw oyster in the body of each, and

truss
over t
very l
oven,
water.
upon
roaste

Di
a mar
Witho
utes,
serve
been]

Ch
of fat
roaste
the bi
into th
ing fo
bread
spoonf

Ur
put th
dry, s
shape
of fat
roaste
Cook,
with l
hot w
cut up
Boil u

truss as you would a chicken. Bind thin slices of fat bacon over the breast; lay upon the grating of your roaster, put a very little hot water under them and cook, covered, in a lively oven, for twenty minutes, basting three times with butter and water. Wash well with butter, pepper, and salt, and serve upon squares of buttered toast, wet with gravy from the roaster.

BROILED QUAILS.

Draw, wipe, and split down the back, then leave them in a marinade of salad oil and lemon-juice for half an hour. Without wiping, broil on a wire "bird-broiler" for ten minutes, turning twice. Butter, salt, and pepper them, and serve on squares of buttered toast, upon each of which has been poured a teaspoonful of hot stock.

ROAST PARTRIDGES.

Clean and truss as you would chickens. Bind thin slices of fat salt pork or bacon over the breasts and put into your roaster with half a cupful of boiling water. Pepper and salt the birds and wash over with melted butter, letting it drip into the pan below. Cook, covered, forty-five minutes, basting four times with butter and water. Serve with a good bread sauce, but after dishing pour over the birds several spoonfuls of their own gravy from the pan.

ROAST PIGEONS (WILD).

Unless you are sure that they are tender, stew them or put them into a pie. Draw and wash them thoroughly; wipe dry, salt and pepper the insides; truss and bind them into shape with cotton string; cover the breasts with thin slices of fat bacon tied in place, lay them, breasts upward, in your roaster, and pour in half a cupful of hot water or weak stock. Cook, covered, fifteen minutes; remove the pork, rub all over with butter and lemon-juice, and brown. Keep the pigeons hot while you stir into the gravy a tablespoonful of butter cut up in one of browned flour and another of currant jelly. Boil up once and pour over the pigeons.

BROILED SQUABS.

Split down the back, rub all over with butter, salt and pepper them, and broil over red coals. Serve upon buttered toast wet with a little hot stock or gravy.

BRAISED PIGEONS WITH MUSHROOMS.

Drain, wash, and stuff with a force-meat of crumbs and chopped fat pork, seasoned with onion-juice, salt, and pepper. Prepare the usual bed of vegetables—minced carrot, onion, celery, and parsley. Lay the pigeons upon it; add a cupful of stock, or of butter and water, cover and cook gently one hour, or until tender. Dish the birds and keep hot; rub the gravy through a colander into a sauce-pan, season to taste, add a dozen fresh mushrooms cut into small pieces, simmer five minutes, thicken with a tablespoonful of brown roux, boil up and pour over the pigeons.

PIGEON PIE.

Clean, wash, and joint; wipe dry, pepper, salt, and sauté them in hot dripping in which an onion has been fried. Butter a deep dish and lay in the meat alternately with layers of fat salt pork, chopped fine, hard-boiled eggs, and the giblets of the birds boiled and minced. Dredge flour over the pigeons as they go in. When the dish is full pour in a cupful of water in which the giblets were cooked, seasoned with pepper and salt. Cover the pie with a good crust, cut a slit in the middle, and bake one hour in a moderate oven.

ENGLISH JUGGED PIGEONS.

Clean, wash, and stuff with a good force-meat of crumbs, chopped fat pork, the yolks of two hard-boiled eggs rubbed to powder, and a tablespoonful of celery boiled tender and chopped. Season to taste with onion-juice, pepper, and salt. Truss the birds; tie wings and legs close to the bodies and pack in an agate-iron pail with a close top. Plunge this into boiling water deep enough to cover the pail almost to the top, but not to float it. Put a weight on the top to keep the pail from turning over as the boiling becomes hard, and cook for

three
the g
catsu

C
teasp
ing o
banar

WO

are us
also r
head
the sh
of fat
ready
a very
minut
and b
with l
butter
paste,

Sk
in a s
slightl
and d
and ov
or wea
and s
skimm
sauc-
Worce
ped cl
add a
open o

three hours if the pigeons are tough. Dish the birds, thicken the gravy with browned flour, add a tablespoonful of tomato catsup, boil up and pour over the pigeons.

CURRIED PIGEONS.

Cook as above directed, dish and add to the gravy two teaspoonfuls of curry-powder. Boil one minute before pouring over the birds. Serve with boiled rice. Serve ice-cold bananas with this dish.

WOODCOCK, SNIPE, AND OTHER SMALL BIRDS

are usually broiled in the same manner as squabs. They are also nice (especially woodcock) cleaned and left whole, the head skinned, the eyes extracted, and the head twisted over the shoulder until the bill pierces the body. Bind a thin slice of fat pork or bacon closely about each bird. When all are ready lay them upon the grating of your covered roaster, pour a very little boiling water under them, cover and roast fifteen minutes. Remove the bacon, wash the birds over with butter, and brown. Boil the giblets and pound fine; rub to a paste with butter; season to taste. Have ready squares of toast, buttered. Wet with the pan-gravy and spread with the paste, laying a bird upon each.

BORDEAUX STEWED RABBITS.

Skin, clean, and joint. Heat a tablespoonful of butter in a sauce-pan and fry in it a sliced onion. When it is slightly colored put in the pieces of hare, salted, peppered, and dredged with flour, and cook five minutes, turning over and over that all parts may be seared. Cover with cold water or weak stock, add parsley, sweet marjoram, pepper, and salt, and stew gently until tender. Take up the meat with a skimmer and pile upon a dish. Add to the gravy in the sauce-pan a great spoonful of brown roux, a teaspoonful of Worcestershire sauce, and, if you like, half a cupful of chopped champignons. Boil two minutes, take from the fire, add a glass of claret, pour over the meat, cover and set in an open oven for five minutes before serving.

ROAST HARES OR RABBITS.

"Old hare" at the South, let the age be what it may. At the North and West it is rabbit, tame or wild. Skin and clean them. The latter process should be thorough. Good cooks are sometimes less heedful than they should be in this respect. Chop the livers fine, also a slice of fat pork, and mix with bread-crumbs. You may add a few champignons or mushrooms if you like. Season with pepper, salt, and onion-juice. Stuff the rabbits with this, sew them up, and anoint well with salad oil and lemon-juice, leaving them in this marinade for an hour. Put into the roaster, pour a cupful of weak stock, or consommé, or butter and water under them; cover and cook for an hour. Take off the bacon, wash over with butter, and brown. Dish the hares, and keep hot, while you thicken the gravy with browned flour, boil up, add a teaspoonful of catsup and half a glass of claret, pour a few spoonfuls over the rabbits, the rest into a boat.

JUGGED HARE.

Skin, clean, and joint a full-grown rabbit, or hare. Cut the back into two pieces and sever every joint. Fry a sliced onion to a pale brown in hot dripping, put in the meat, peppered, salted, and floured, and cook for ten minutes, fast, turning often. Put into the bottom of an agate-iron saucepan a layer of chopped fat salt pork, sprinkle with onion, parsley, and paprica. Upon this lay the pieces of hare and cover with another layer of chopped pork and onion. A few bits of fresh tomato would not be amiss. Pour in a cupful of cold, weak stock in which a stalk of celery has been boiled, then remove. Fit on a tight top, set in a vessel of cold water, and bring slowly to a boil. Keep this up for three hours, or until the meat is tender. Dish the pieces of rabbit, thicken the gravy with browned flour; add a tablespoonful of currant jelly and one of lemon-juice, simmer one minute, pour in a glass of sherry and turn all upon the meat. Garnish with triangles of fried hominy, serving a bit with each portion of hare. This is an English dish and good.

sligh
with
of tl
abou
two
twin
ping
imm
joint
qual
buck
done
with
take
made
Veni
autu
abun
food.
shoul
paper

V
often.
ently
spoon
Serve
Do
chops,

W
on to
pound

ROAST HAUNCH OF VENISON.

(English Style.)

To prepare a haunch of venison for roasting, wash it slightly in tepid water, and dry it thoroughly by rubbing it with a clean, soft cloth. Lay over the fat side a large sheet of thickly buttered paper, and next a paste of flour and water about three-quarters of an inch thick; cover this again with two or three sheets of stout paper, secure the whole well with twine, and put down to roast, with a little water, in the dripping-pan. Let the fire be clear and strong; baste the paper immediately with butter or clarified drippings, and roast the joint from three to four hours, according to its weight and quality. Doe venison will require half an hour less time than buck venison. About twenty minutes before the joint is done remove the paste and paper, baste the meat in every part with butter, and dredge it very lightly with flour; let it take a pale brown color, and serve hot with unflavored gravy made with a thickening, in a tureen and good currant jelly. Venison is much better when the deer has been killed in the autumn, when wild berries are plentiful, and it has had abundant opportunities to fatten upon this and other fresh food. Venison should never be roasted unless very fat. The shoulder is a roasting piece, and may be done without the paper or paste.

BROILED VENISON STEAK.

Venison steak should be broiled over a clear fire, turning often. It requires more cooking than beef. When sufficiently done, season with salt and pepper, pour over two tablespoonfuls of currant jelly, melted with a piece of butter. Serve hot on plates.

Delicious steaks, corresponding to the shape of mutton chops, are cut from the loin.

BAKED SADDLE OF VENISON.

Wash the saddle carefully; see that no hairs are left dried on to the outside. Use a saddle of venison of about ten pounds. Cut some salt pork in strips about two inches long,

and an eighth of an inch thick, with which lard the saddle with two rows on each side. In a large dripping-pan cut two carrots, one onion, and some salt pork in thin slices; add two bay leaves, two cloves, four kernels of allspice, half a lemon, sliced, and season with salt and pepper; place the saddle of venison in the pan, with a quart of good stock, boiling hot, and a small piece of butter, and let it boil about fifteen minutes on top of the stove; then put it in a hot oven and bake, basting well every five minutes, until it is medium rare, so that the blood runs when cut; serve with jelly or a wine sauce. If the venison is desired well done cook much longer, and use a cream sauce with it, or stir cream into the venison gravy. In ordering the saddle request the butcher to cut the ribs off pretty close, as the only part that is of much account is the tenderloin and thick meat that lies along the backbone up to the neck. The ribs which extend from this have very little meat on them, but are always sold with the saddle. When neatly cut off they leave the saddle in a better shape, and the ribs can be put into your stock-pot to boil for soup.

VENISON PIE OR PASTRY.

The neck, breast and shoulder are the parts used for a venison pie or pastry. Cut the meat into pieces (fat and lean together) and put the bones and trimmings into the stew-pan with pepper and salt, and water or veal broth enough to cover it. Simmer it till you have drawn out a good gravy. Then strain it.

In the meantime, make a good rich paste, and roll it rather thick. Cover the bottom and sides of a deep dish with one sheet of it, and put in your meat, having seasoned it with pepper, salt, nutmeg and mace. Pour in the gravy which you have prepared from the trimmings, and a glass of port wine. Lay on the top some bits of butter rolled in flour. Cover the pie with a thick lid of paste and ornament it handsomely with leaves and flowers formed with a tin cutter. Bake two or more hours according to the size. Just before it is done, pull it forward in the oven, and brush it over with beaten egg; push it back and let it slightly brown.

one
Po
ade
of
wh
wh
mib
an
wit

des
mus
pep
vinc
leme
sauc
grill

I
spoo
nut,
som,
the
whic
curr,
littl
Ther
a litt
ware
Let t

O
all t

SOUFFLE DE VOLAILLE.

One pound raw chicken, three ounces butter, four eggs, one and one-half pints double cream, pepper and salt to taste. Pound meat in a mortar (or pass twice through fine mincer), add gradually three ounces butter, four yolks and two whites of eggs. Season to taste and then pass through a hair sieve; whip the remaining two whites of eggs to a stiff froth; half whip the cream and stir these in very gently to the chicken mixture. Steam very gently in mould for three-quarters of an hour. Turn out and serve with good white sauce made with butter, flour, milk, good chicken stock and a little cream.

"MY DEVIL."

One tablespoonful of Worcestershire sauce, one small dessertspoonful of anchovy sauce, three spoonfuls of made mustard, one saltspoonful of salt, half a saltspoonful of black pepper, half a saltspoonful of cayenne, one tablespoonful of vinegar, one teaspoonful of brown sugar, one squeeze of lemon, one glass of port wine. Mix together and heat in saucepan, and pour over grilled turkey legs, or any cold meat grilled for breakfast or lunch.

THE BEGUM'S CURRY.

Meat or chicken, one tablespoon curry powder, one tablespoon vinegar, one-half tablespoon Harvey sauce, salt, coconut, ground rice, butter, one-half cup gravy, onions. Cut some meat into small dice, and put butter in frying-pan; fry the meat a nice brown. Whilst cooking, add all ingredients, which must be previously all mixed together. One tablespoon curry powder, one of vinegar, one-half of Harvey sauce, a little salt, the juice of a coconut, ground rice and butter. Then add half a cup of gravy. Stir all together. Let it cook a little while, and then turn the curry into a brown earthenware jar. Fry some onions in butter, and add to the curry. Let the jar stand on the hob and simmer until required.

TIMBALLS.

One cup milk, one cup flour, one egg, well beaten. Beat all together; let stand one hour. Have ready a saucepan of

boiling lard. Put timball-iron first in lard, then in batter and then in lard again for one-half minute, when the shells will fall off the iron readily. Fill with creamed chicken and garnish with parsley or cress after heating a few moments in the oven. The shells can be made the day before if desired and heated when required.

GAME SAUCE.

One peck of ripe plums, half a dozen silver-skin onions, one pint of vinegar, four pounds of white sugar, one teaspoonful of cayenne, one teaspoonful of black pepper, two ounces of cinnamon broken in small pieces, one teaspoonful of salt. Stone the plums. Chop onions and plums very fine. Put the plums on to cook in a saucepan, the onions on in the vinegar. Cook until done. Then add the plums, also sugar and seasoning. It will take several hours to cook, doing slowly at the back of the stove. When cool cork tight in bottles.

CREAMED CHICKEN.

Two and a quarter pounds of chicken before it is cooked, half a pound of sweet-breads cooked, half a can mushrooms chopped fine. When chicken and sweet-breads have been cooked tender allow them to cool, chopping sweet-breads fine. Put in a saucepan two large spoonfuls of butter; when melted add two and a half large spoonfuls of flour, and when dissolved add one pint of cream, which has been heated. When thick add seasoning and chicken. Mix all well together; pour into a baking-dish, spread bread-crumbs and butter on top and bake twenty minutes. Garnish with parsley.

POTATO STUFFING FOR ROAST GOOSE.

Eight good-sized potatoes, boil and mash, salt and pepper to taste, four onions very finely chopped and mixed with hot potato. Stuff body of goose as full as possible.

FOWL DRESSING.

Steam very stale bread according to size of fowl, add finely chopped onions and apples, raw eggs, salt, pepper and allspice to taste. Quantities: for a duck: Small bowl bread, one onion, two apples, three eggs, mixed well.

thr
seve
wh
par
in v
they
unt
tabl
as I
imm

a gr
cook
ther
dark

and
littl
as b
ones
If th
cutt
the r
be pe
be cu
unti
imm
partl
toes
salte
cook
abou

VEGETABLES.

Vegetables of all kinds should be thoroughly picked over, throwing out all decayed or unripe parts, then well washed in several waters. Most vegetables, when washed, are better when laid in cold water a short time before cooking. When partly cooked, a little salt should be thrown into the water in which they are boiled, and they should cook steadily after they are put on, not allowed to stop boiling or simmering until they are thoroughly done. Every sort of culinary vegetable is much better when freshly gathered and cooked as soon as possible, and, when done, thoroughly drained, and served immediately while hot.

Onions, cabbage, carrots and turnips should be cooked in a great deal of water, boiled only long enough to sufficiently cook them, and immediately drained. Longer boiling makes them insipid in taste, and with too little water they turn a dark color.

Potatoes rank first in importance in the vegetable line, and consequently should be properly served. It requires some little intelligence to cook even so simple and common a dish as boiled potatoes. In the first place, all defective or green ones should be cast out; a bad one will flavor a whole dish. If they are not uniform in size, they should be made so by cutting after they are peeled. The best part of a potato, or the most nutritious, is next to the skin, therefore they should be pared very thinly, if at all; then (if old, the cores should be cut out) thrown into cold water salted a little, and boiled until soft enough for a fork to pierce through easily; drain immediately, and replace the kettle on the fire with the cover partly removed, until they are completely dried. New potatoes should be put into boiling water, and when partly done salted a little. They should be prepared just in time for cooking, by scraping off the thin outside skin. They require about twenty minutes to boil.

POTATO RICE.

Press well-seasoned mashed potatoes through a colander or a potato press on to the centre of a dish, leaving the little flakes piled up. Serve chops or minced meat around the mound of potato.

BAKED POTATOES.

Select large potatoes of uniform size and shape, wash and scrub them with a brush; bake them in a hot oven about an hour; press them to see if done, but do not pierce them with a fork; when soft break the skin in one place and serve at once. They become watery if kept.

LIMA BEANS.

Put them into salted boiling water, and cook until tender, then drain off the water. Moisten them with butter, and season with salt and pepper; and add, if convenient, a little hot cream or cover with white sauce.

ASPARAGUS TIPS.

Cut the asparagus stalks into pieces about an inch long, and as far down as tender; cook them in salted boiling water. Drain and stir into them just enough white sauce to well cover them.

SWEET POTATO PUREE.

Mash thoroughly the boiled potatoes, and season them well with salt, pepper, and butter; add enough hot milk to moisten them. Serve it the same as mashed white potato; or put it in a pudding-dish, brush the top with egg, and brown it in the oven. Serve with it a tomato sauce, and use as a luncheon dish. Either boiled or baked potatoes may be used.

STEWED TOMATOES.

If fresh tomatoes are used remove the skins by placing them in boiling water a few minutes; they will then peel off

easily
pan u
ful e
and a
corns-
crack-
dish-

So
one q
dish
sprin
of on
which
butter
the sa

So
a sma
them
of bu
onion
quart
one t
cruml
of sal
desire
inside
letting
place
is eno
inch t
ly in
each p
or un
served

easily. Cut them in pieces, and stew in a granite-ware saucepan until tender. To one quart of tomatoes add one teaspoonful each of salt and sugar, one quarter teaspoonful of pepper, and a tablespoonful of butter. Thicken with a teaspoonful of cornstarch wet in cold water, or with one half cupful of cracker or breadcrumbs—chopped onions are relished in this dish—well cooked.

SCALLOPED TOMATOES.

Season a can of tomatoes with one teaspoonful of salt, and one quarter teaspoonful of pepper. Spread a shallow baking dish with a thin layer of breadcrumbs; pour in the tomatoes, sprinkle over them a tablespoonful of sugar, and a few drops of onion juice. Cover the top with a cupful of breadcrumbs which have been moistened with a tablespoonful of melted butter. Bake in a hot oven for fifteen minutes. Serve in the same dish.

STUFFED TOMATOES.

Select large, firm tomatoes; do not remove the skins; cut a small slice off the stem end, and scoop out the inside. Fill them with a stuffing made as follows: Put one tablespoonful of butter in a saucepan; when hot add one tablespoonful of onion chopped fine. Let it color slightly; then add three quarters of a cupful of any minced meat, chicken, or livers, one tablespoonful of chopped parsley, one cupful of breadcrumbs, the pulp taken from the tomatoes, one teaspoonful of salt, one quarter teaspoonful of pepper, and also an egg if desired. Stir it over the fire until it is consistent. Dust the inside of the tomatoes with salt and pepper, and fill them, letting the stuffing rise half an inch above the tomato, and place a piece of butter on it. The above amount of stuffing is enough for eight tomatoes. Cut slices of bread one half inch thick into circles the size of the tomato; dip them quickly in water, and place in a baking-pan. Place a tomato on each piece of bread, and bake in oven about fifteen minutes, or until the stuffing is browned. A brown sauce may be served with this dish. The meat may be omitted from the

stuffing if desired. If convenient it is better to use oil instead of butter with tomatoes.

ROASTED TOMATOES.

Peel the tomatoes; cut a piece off the top, and remove a little of the pulp. Put a piece of butter or a few drops of oil in each one; dust with salt and pepper, replace the top, sprinkle it with crumbs, pepper, and salt. Put a small piece of butter or a little oil on each one, and place on a slice of bread. Bake in oven fifteen to twenty minutes.

BROILED TOMATOES.

Cut the tomatoes horizontally in two; leave the skins on. Place them on a broiler with the skin side down; dust with salt and pepper, and broil without turning, over a moderate fire, fifteen to twenty minutes, or until tender. Lay them on a hot dish, and spread each piece with either butter, oil, maitre d'hôtel sauce, hot Mayonnaise or Béarnaise, or the tomatoes may be cut into thick slices, covered with oil, and then broiled, turning frequently.

LYONNAISE POTATOES.

Put one and a half tablespoonfuls of butter in a frying-pan. When melted add a scant tablespoonful of chopped onion; let it slightly color, then add two cupfuls of cold boiled potatoes cut into dice. Stir until the potato has absorbed all the butter, and become slightly browned; then sprinkle with salt, pepper, and a tablespoonful of chopped parsley. Mix well, and serve very hot.

FRIED POTATOES.

Cold boiled potatoes are sliced, then put into a sauté-pan with butter, and cooked until browned on both sides. If rolled in flour they will form a crisp crust. Raw potatoes are sliced or cut into any shape, and put into cold water for half an hour. They are then well dried on a napkin, and immersed in hot fat until done. Too many must not be put in the basket at once, as it cools the fat. Fry them to an

amber
oven w
crisp

To
tato be
slices l
one-eig
Slic
fried p
Fancy
dish.
shapes

Cut
if possi
wash o
piece o
slices a
basket
separat
into a c
the sec
paper i
toga pe
be used
place.
fore ser

Peel
corners
them o
they mu
water f
ir: fat w

amber color; then drain, and place them on a paper in the oven until all are done. Serve them at once, as they lose their crispness if kept.

FRIED POTATO BALLS AND STRAWS.

To make balls use a potato scoop; press it well into the potato before turning it. To make straws cut the potato into slices lengthwise, and then into strips, making each one about one-eighth of an inch thick.

Slices or strips cut with a fluted knife are good forms for fried potatoes. Fry the potatoes in hot fat, using a basket. Fancy fried potatoes are used to garnish any broiled meat dish. There are many kinds of cutters to give different shapes to potatoes.

SARATOGA POTATOES.

Cut the potatoes with a plane into slices as thin as paper if possible. Let them soak in cold water for a little time to wash out the starch; then put them into fresh water with a piece of ice to thoroughly chill them. Drain a few of the slices at a time, dry them on a napkin; put them in a frying-basket and immerse them in smoking-hot fat. Keep them separated, and remove as soon as slightly colored. Turn them into a colander to drain, and sprinkle them with salt. When the second lot are fried turn those in the colander on to a paper in the open oven, and so on until all are done. Saratoga potatoes should be perfectly dry and crisp. They may be used hot or cold, and will keep for some time in a dry place. If wanted hot, place them in the oven a moment before serving.

PUFFED OR SOUFFLE POTATOES.

Peel the potatoes; cut the sides square, and trim off the corners, so as to give an oval shape. With one even cut slice them one-eighth of an inch thick the length of the potato; they must be all the same size and shape. Soak them in cold water for half an hour; dry them on a napkin, and fry them in fat which is only moderately hot until they are soft, but

not colored. Remove and place them on a sieve to drain and cool. Then immerse them in hot fat, when they will puff into balls. Toss the basket, and remove any that do not puff. Sprinkle with salt, and serve them on a napkin, or as a garnish. Holland potatoes best suit this purpose; it is impossible to get the same result with most of the other varieties.

SWEET POTATOES.

Wash and scrub the potatoes; put them in boiling water, and cook until they can be pierced with a fork; then pour off the water. Cover the pot with a cloth, and draw it to the side of the range to let the potatoes steam for ten minutes. Peel them before serving.

BAKED SWEET POTATOES.

Wash and scrub the potatoes without breaking the skin. Bake until soft; then break the skin in one place, and serve at once.

BROWNE SWEET POTATOES.

Cut cold boiled potatoes into slices one-quarter of an inch thick. Sprinkle them with salt and pepper; spread with butter, and sprinkle with sugar. Place them in a hot oven to brown.

TOMATO PILAFF.

Cook together one cup of stewed and strained tomato, one minced onion, one cup stock or gravy, with seasoning of salt and pepper. When boiling add one cupful of rice and toss lightly until the liquor is absorbed. Melt one-half cupful of butter, pour over the rice and set on back of stove to steam. After about twenty minutes remove the cover, shake well, that the kernels may be distinct, and cover with a towel until ready to serve.

CORN FRITTERS.

Take two cups full of fresh sweet, or very good canned corn, season with one tablespoonful of salt and a teaspoonful

of pep
flour.
wooden
pan and
careful
golden

Peel
saucepa
sugar, a
boil a 1
two tab
flour. S
and coo
and salt
over the

Put
fire wit
spoonfu
a half o
nutmeg
Add a b
get cold

Cool
them wi
of toast
This m
where s

Take
two teas
parsley

of pepper, add two eggs and a quarter of a pound of sifted flour. Do not beat the mixture, but stir vigorously with a wooden spoon for five minutes, till firm. Butter a frying pan and put in the preparation about a gill at a time. Be careful that the fritters do not touch one another, and fry a golden color. Serve hot in a folded napkin.

CREAMED ONIONS.

Peel one quart of medium-sized onions, place them in a saucepan, cover with boiling water; add one teaspoonful of sugar, and boil until nearly done; add one teaspoonful salt; boil a few minutes longer, then drain in a colander. Melt two tablespoonfuls of butter, add half a tablespoonful of flour. Stir and cook two minutes; add one cupful of hot milk and cook two minutes longer, and season with whole pepper and salt. Put the onions in a hot dish and pour the sauce over them.

RICE CROQUETTES.

Put three-quarters of a cup of milk in a sauce-pan over the fire with a generous tablespoonful of butter, a heaping teaspoonful of sugar, and, when it comes to a boil, add a cup and a half of boiled rice, a saltspoonful of powdered cinnamon or nutmeg, and salt to taste. Mix well, let it come to a boil. Add a beaten egg, remove from the fire, turn into a plate to get cold, form into cylinders and fry in hot butter.

TURNIPS A LA CREME.

Cook some young turnips in the usual manner and mash them with plenty of cream. Serve in small portions on slices of toast or fried bread with a few capers spread over them. This makes a nice dish with which to commence a dinner where soup is not served.

POTATO RISSOLES.

Take some stiff mashed potatoes. Make a stuffing with two teaspoonfuls of breadcrumbs, a chopped tomato, a little parsley or herb seasoning, and moisten with beaten egg. Shape

two rounds of potato, make a little hollow in one, fill with stuffing and press the other over it, roll in egg and bread-crumbs and then fry.

SPINACH SOUFFLE.

Boil some spinach thoroughly, pass it through a sieve and add two or three well-beaten eggs and a small amount of milk with pepper and salt; mix it thoroughly, put it in well buttered souffle dishes and bake for ten minutes. This makes a nutritious and tasty dish.

WAYS OF COOKING CABBAGE.

Select firm, crisp heads, and boil briskly in plenty of water, keeping closely covered, or if possible cut up the cabbage, remove the hard core and steam. This will avoid the odor of cooking. When perfectly tender chop in a wooden bowl, have a white sauce ready of milk well thickened with corn-starch and flavored with mace or nutmeg. In this stir your chopped soft cabbage, beat vigorously until becoming pulpy, adding for a good sized vegetable dishful a lump of butter the size of a small egg. Keep very hot and serve with any roast or poultry. Persons who dislike cabbage enjoy this dish and often ask what it is.

Cabbage is perfectly delicious cooked with butter and flour. Put it, with a heaping tablespoonful of butter and a level tablespoonful of flour, in a frying-pan, and cook until tender. Green savoy cabbage is especially good thus.

A tablespoonful of vinegar in the water in which cabbage is boiled destroys the odor of cooking. The same small condiment in water in which a tough cut of beef is cooked will very much improve its tenderness.

"Kail cannon" is cold cooked cabbage, cold mashed or chopped potatoes, sliced onions and seasoning of pepper and salt, slowly fried with butter in a covered pan.

YOUNG BOILED BEETS.

After washing them, boil three-quarters of an hour, scrape, slice, and pour over them a tablespoonful of butter, two of vinegar, and a little pepper and salt.

Wa
hours, t
water w
dish, ar
fuls of
little po
should l

Cut
a little
spoonful
wash, p
Fifteen
well, an
with poa

Scrap
hour; ti
cook in
consider
many go
underpin
and arran
landaise
serve me

Boil
them a d
one of vi
and caye
closely c
some hou

OLD BEETS (BOILED).

Wash and cook in hot, salted water from two to three hours, according to age and size. Throw at once into cold water when done, to loosen the skins; peel quickly, slice thin, dish, and pour over them a sauce made of three tablespoonfuls of scalding vinegar, a tablespoonful of butter, and a little pepper, and salt. Serve hot. "Left-overs" of beets should be kept for salad and for garnishes.

BEET-TOPS.

A German Recipe.

Cut half a pound of cold boiled ham into dice and fry in a little salad oil with half a grated onion. Add two tablespoonfuls of hot vinegar, and set in hot water while you wash, pick over, and boil the greens in hot, salted water. Fifteen minutes should make them tender. Chop fine, drain well, and mix with the fried ham and vinegar. Dish hot, with poached eggs on top of the greens.

BOILED ASPARAGUS.

Scrape the stalks and lay them in cold water for half an hour; tie into rather loose bundles with soft string, and cook in hot, salted water for half an hour. It is no longer considered necessary to serve boiled asparagus upon toast, many good judges of cooking preferring it without the sodden underpinning. If you are thus minded, undo the strings and arrange the stalks upon a hot dish. Pour white or Hollandaise sauce over it, or pass this separately. Or you may serve melted butter with it.

ASPARAGUS A LA VINAIGRETTE.

Boil as directed, and while the stalks are hot pour over them a dressing made of three tablespoonfuls of salad oil to one of vinegar, a teaspoonful of French mustard, a little salt and cayenne, and a saltspoonful of sugar. Set away in a closely covered dish, and when cold put upon the ice for some hours before serving. It ranks among salads, but is

a delicious accompaniment to cold lamb or chicken on a hot day.

SCALLOPED ASPARAGUS.

Wash the asparagus and cut off the hard, woody part of the stalks. Cut the tender part into inch lengths and par-boil for ten minutes in hot, salted water. Drain and put a layer of them in a buttered bake-dish. Scatter over this minced, hard-boiled eggs, season with salt, pepper, and butter-bits, and go on thus until the ingredients are used up. You need about four eggs to a bunch of asparagus. Make a roux of a large tablespoonful of butter and one of flour, and thin with a cupful of hot milk. Cook for a minute, season with paprica, and pour over the asparagus, a layer of which should be uppermost in the scallop; sift fine crumbs over all with bits of butter stuck in it and grated cheese upon this. Bake twenty minutes, covered, then brown slightly.

ASPARAGUS TIPS.

Use for this dish only the delicate tips of asparagus, less than two inches long. Boil in hot, salted water until tender; drain, turn into a deep-dish, pepper, salt, butter, and pour a good white sauce over them—half a cupful to one cupful of the tips.

ASPARAGUS PATES.

Cut rounds of stale bread an inch and a half thick. Press a small cutter an inch deep into each, and dig out the inside, leaving a round, saucer-like cavity. Butter these well and set upon the grating of a hot oven to crisp and to color lightly. Fill them with asparagus tips prepared as in the last recipe, and serve hot. This is a nice luncheon entrée.

TOMATO BUTTER.

Peel and cut ten pounds of tomatoes, one quart of vinegar, three pounds of brown sugar, four large apples, quarter of a teaspoonful cayenne, one tablespoonful each of whole cloves, whole cinnamon, whole allspice and salt. Tie spices in muslin bag and boil three hours.

Or
cayen
four c
in ove

Bo
tender
with g
crumb
nice b

Ha
water
stirrin
stirrin
water
saucer-
stove t
drying

Co
Drain
to brea
side, i
cupful
and ke
left in
set in t

Pe
for ter

TOMATOES AND CHEESE.

One tin of tomatoes, one cup of grated cheese, dash of cayenne pepper and salt in cheese, lump of butter on top, four or five soda biscuits crumbed. Bake in a pudding-dish in oven.

CAULIFLOWER AU GRATIN.

Boil one or two cauliflowers (after removing leaves) until tender. Strain off the water and place in a dish. Cover with grated cheese, some white sauce and some fried bread-crumbs. Add some small pieces of butter and bake until a nice brown.

BOILED RICE.

Have a large sauce-pan three parts full of water, let the water boil very fast, drop the rice in through the fingers, stirring with a fork; keep it boiling very fast for ten minutes, stirring all the time. Put it into a wire sieve and let cold water run through for three minutes, put back into a dry sauce-pan; separate the grains with a fork; stand it on the stove to dry, stirring occasionally. Do not cover rice while drying.

BAKED ONIONS.

A Norwegian Recipe.

Cook tender in two waters—the second salted and boiling. Drain well, pressing each onion in a coarse cloth, gently, not to break it, and when they are dry, lay all together, side by side, in a bake-pan. Pepper, salt, and butter, and add a cupful of stock. Brown in a quick oven; take out the onions and keep them hot in a deep dish while you thicken the gravy left in the pan with browned flour. Pour over the onions, set in the oven for two minutes, and serve.

BERMUDA ONIONS (STUFFED).

Peel large Bermuda or Spanish onions, and parboil them for ten minutes. Drain, and let them get perfectly cold.

With a sharp knife dig out the centre from each and fill with a force-meat of minced meat, veal, ham, or chicken, well seasoned, and mixed with one-third as much fine crumbs. Season with salt and cayenne and a little butter. Set the stuffed onions close together in a dish, fill the interstices with crumbs, and scatter more over the top. Pour about them enough weak stock to keep them from burning—about an inch in the bottom of the dish will do—and cook, covered, half an hour. Uncover and brown lightly. Onion-lovers will find this very palatable.

BANANAS.

Slice and pour over them a little white wine, leave them to soak for two hours. Cover with custard made as for chocolate cream, without flavoring.

STUFFED GREEN PEPPERS.

Cut the tops off the sweet green peppers and carefully remove the seeds. Chop together very fine two peppers, one small onion and one large tomato (peeled); add an equal amount of stale bread-crumbs, one teaspoonful of salt and sufficient melted butter to moisten the mixture. Fill the peppers with the mixture, replace the tops and bake for half an hour in a moderate oven.

BAKED OYSTER PLANT (SALSIFY).

Boil the salsify until perfectly tender, then mash through a strainer. Season with pepper and salt. Add a tablespoonful of butter and half a cup of milk. Put in a bake-dish, cover with bread-crumbs and bits of butter, and bake fifteen minutes.

CORN OR APPLE FRITTERS.

Two eggs, half a cupful of milk, two cupfuls of flour, a little salt, two teaspoonfuls of baking powder, about a cup of corn. Make into a thick batter and drop in spoonfuls into boiling lard. May use chopped apples instead of corn.

O
finely
one-c
of th
crum
salt, a
bake

Ser
Boil i
sify p
vinega
sauce,
cut sn
sliced
to var
compa
(Salsi
tables,

Hu
off ste
cording
salt, an
corners

Hu
fifteen
all th
rather

ONION SOUFFLE.

“Oh! that some one would patent—
Would patent, make, and sell—
An onion, with an onion taste,
But with a violet smell.”

One cup white sauce, one-half cup bread crumbs, one cup finely cut, chopped, cooked, cold onions, two-thirds cup milk, one-eighth teaspoon white pepper, yolks three eggs, whites of three beaten dry, one-eighth teaspoon salt. Soak the crumbs in cold milk, add white sauce, onions, yolks, pepper, salt, and last beaten whites. Turn into buttered mould and bake forty-five minutes.

SALSIFY.

Scrape roots and put in water with spoonful of vinegar. Boil in plenty of water for an hour (water boiling when salsify put in) with an ounce of butter, two tablespoonfuls of vinegar and salt. Drain and serve with white or brown sauce, or serve egged and fried in breadcrumbs, or may be cut small and scalloped like oysters, or may be set to cool sliced in rounds and set in as pie jelly as an accompaniment to various cold meats, or to garnish jellied meats, or to accompany a light French salad, for which it must be in jelly. (Salsify, or oyster plant, is one of the most delightful of vegetables, not half enough used.)

BOILED CORN.

Husk, clearing the ear of every strand of silk, and trim off stem and top neatly. Boil fifteen or twenty minutes, according to the age of the corn. Drain, sprinkle the corn with salt, and serve upon a hot napkin upon a platter. Fold the corners of the napkin over the corn.

STEWED CORN.

Husk and clean the corn, and leave it in cold water for fifteen minutes. With a sharp knife split each row of grains all the way down from stem to tip of the ear; then shave, rather than cut, them off down to the cob. Cover with hot

water in a sauce-pan, and stew slowly for twenty minutes. Stir in a tablespoonful of butter for a pint of corn; pepper and salt and serve.

STEWED CORN AND TOMATOES.

Cook as in last recipe, and when the corn has simmered five minutes add a cupful of chopped tomatoes (peeled). Cook twenty minutes longer after the boil recommences, season and serve. If there is much liquid in the stew, roll the butter in flour before adding it, and boil a minute more than if the flour were not used.

CORN FRITTERS.

Two cupfuls of grated green corn; two eggs; one cupful of milk; a pinch of soda; salt and pepper to taste; one tablespoonful of melted butter, two tablespoonfuls of flour. Mix and fry as you would griddle-cakes, and send in hot, in relays.

SUCCOTASH.

Six ears of corn, one pint of string-beans, trimmed and cut into short pieces; one tablespoonful of butter rolled in flour; one cupful of milk; pepper and salt. Cut the corn from the cob, bruising as little as possible. Put over the fire with the beans in enough hot water, salted, to cover them, and stew gently half an hour. Turn off nearly all the water and add a cupful of milk. Simmer in this, stirring to prevent burning, twenty minutes; add the floured butter, the pepper and salt, and stew ten minutes. Serve in a deep dish.

CANNED CORN

may be used satisfactorily in most dishes that call for green corn. If, before cooking it, the contents of the can be turned into a fine colander, and cold water poured over it to wash off the liquor in which it was preserved, the taste will be cleaner and sweeter. Like all other "canned goods" corn should be opened and poured out upon an open dish for some hours before it is used to get rid of the close, smoky flavor and smell.

S
better
two l
in on
paper

Or
spoon.
degree
of but
gether

Po
and pe
lain o
the sup
stews,
a tabl
cracker
teaspo
serve.

One
crumbs
sugar;
Cut a p
side, le
the cru
cavities
ing eac
bake-dis
an hour
send to

ONION FRITTERS.

Slice onion across and then pull apart. Then make a better—the whites of two eggs, half cup milk; put in slowly two heaping tablespoonfuls of flour and a little salt; mix in onion thoroughly and fry in boiling lard; dry on brown paper.

CORN FRITTERS.

One can of corn, two eggs, seasoning to taste, two tablespoonfuls of milk or cream. Beat eggs well; add corn by degrees, beating very hard; salt to taste; one tablespoonful of butter; stir in milk and thickening enough to hold together for frying.

STEWED TOMATOES.

Pour boiling water upon tomatoes to loosen their skins, and peel them. Slice, or cut into dice, and cook in a porcelain or agate-iron saucepan for twenty minutes. Drain off the superfluous liquid, pepper and salt it, and keep for sauces, stews, and soups. Stir into the hot tomatoes, for each quart, a tablespoonful of butter rolled in corn-starch or in fine cracker-dust, a teaspoonful each of salt and pepper, and half a teaspoonful of grated onion. Cook three minutes longer and serve.

TOMATOES AU GRATIN.

One quart fine, smooth tomatoes; one cupful bread-crumbs; one small onion, minced fine; one teaspoonful white sugar; two tablespoonfuls butter—melted; cayenne and salt. Cut a piece from the top of each tomato. Scoop out the inside, leaving a hollow shell. Chop the pulp fine, mix with the crumbs, butter, sugar, pepper, salt, and onion. Fill the cavities of the tomatoes with this stuffing, heaping and rounding each; scatter fine crumbs on the top, and arrange in a bake-dish. Set the dish, covered, in an oven, and bake half an hour before uncovering, after which brown lightly, and send to table on a hot platter.

BROILED TOMATOES WITH SAUCE.

Six fine, firm tomatoes, pared and sliced nearly half an inch thick; yolks of three hard-boiled eggs, pounded; three tablespoonfuls of melted butter and same of vinegar; two raw eggs, beaten light; one teaspoonful of sugar and half as much, each, of made mustard and salt; a pinch of cayenne. Rub butter, pounded yolks, pepper, salt, mustard, and sugar together. Beat hard, add vinegar, and heat to a boil. Put this gradually upon the beaten eggs and whip to a smooth cream. Set in hot water while you broil the tomatoes in an oyster-boiler over clear coals. Lay this upon a hot-water dish and pour the scalding dressing upon them.

You may substitute a simpler sauce for this dressing, such as maître d'hôtel sauce, or one made by beating two teaspoonfuls of lemon juice in three tablespoonfuls of butter, and seasoning this with a little mustard or cayenne.

SCALLOPED TOMATOES (No. 1).

Butter a bake-dish and cover the bottom with fine, dry crumbs. Next put a layer of sliced and peeled tomatoes; season with pepper, salt, sugar, butter, and a few drops of onion-juice. More crumbs and more tomatoes until the dish is full. The top layer should be crumbs, peppered, salted, and buttered. Bake half an hour, covered. Uncover and brown. If canned tomatoes are used, drain off half the juice before you begin the scallop, or it will be too watery. Season the liquor and save for sauces and soups.

SCALLOPED TOMATOES (No. 2).

Peel and slice tomatoes. Chop fine two slices of fat salt pork and a small onion. Place a layer of tomatoes in a pudding-dish, pepper and salt lightly, sprinkle with a very little sugar and with the pork and onion. Cover with crumbs and continue using the ingredients in this order until the dish is full. Have the top layer crumbs. Bake, covered, half an hour, then uncover and brown ten minutes. Serve in the dish in which they were baked.

goug
what
of o
chop
mato
and
min
ham

✓ A
toes
fryin

✓ V
dust
a fe
deep
fish

1
eggs
thre
one
one
pepp
soni
boil
thic
near
cyst
sau

BAKED TOMATOES.

Peel with a sharp knife. Cut a piece from the top and gouge out most of the pulp, leaving the walls intact. Season what you have removed with pepper, salt, sugar, a few drops of onion-juice, and twice as much salad oil when you have chopped the pulp rather coarsely. Put it back into the tomatoes, replace the top, sprinkle with oil, paprica, and salt, and arrange upon a baking-pan. Bake, covered, for twenty minutes, and uncovered for five, and serve upon buttered Graham-bread toast.

FRIED TOMATOES IN BATTER.

A nice side-dish is made by dipping slices of ripe tomatoes into a batter made of flour, milk and an egg, and then frying them a delicate brown.

FRIED TOMATOES (PLAIN).

Wash and wipe, but do not peel, the tomatoes. Slice, dust each piece with paprica, salt, and sugar, sprinkle with a few drops of onion-juice; dip in fine corn-meal, and fry in deep, hot cottolene, as you would fritters. Serve dry with fish or with chops.

DEVILED TOMATOES.

Fine, firm tomatoes—about a quart; three hard-boiled eggs—the yolks only; three tablespoonfuls of melted butter; three tablespoonfuls of vinegar; two raw eggs, whipped light; one teaspoonful of powdered sugar; one saltspoonful of salt; one teaspoonful of made mustard; a good pinch of cayenne pepper. Pound the boiled yolks; rub in the butter and seasoning. Beat light, add the vinegar, and heat almost to a boil. Stir in the beaten egg until the mixture begins to thicken. Set in hot water while you cut the tomatoes in slices nearly half an inch thick. Broil over a clear fire upon a wire cyster-broiler. Lay on a hot-water dish, and pour the hot sauce over them.

EAST INDIAN RAGOUT OF TOMATOES.

Break the shell of a cocoanut, saving the milk if it be sweet. Grate the meat when you have taken off the brown skin. Heat the milk and pour over the grated cocoanut. (If the milk be not sweet use a cupful of boiling water, slightly sweetened with loaf-sugar.) Set aside, covered, until perfectly cold, then strain through a muslin bag, squeezing out every drop of liquid. Peel and cut up fine enough firm tomatoes to make two cupfuls; add a large green pepper, chopped, a tiny pinch of chopped garlic, a tablespoonful of grated onion, and stew gently for twenty minutes. Add then a teaspoonful of curry and draw to the side of the range, while you heat the cocoanut-milk and thin with it a roux of one tablespoonful of flour, stirred smooth into a larger spoonful of boiling butter. Season with salt to taste, pour all together in a deep dish, stir in a quarter-teaspoonful of soda, and serve while frothing. It will be relished by the lovers of highly seasoned sauces and stews. Eat with roast, or boiled chicken, or with fish.

GREEN PEAS.

Shell and wash; put them in slightly salted boiling water, and cook them in this for twenty-five minutes. Drain well, turn into a hot dish, put a lump of butter the size of an egg upon them and a little pepper and salt.

CANNED PEAS.

Drain and leave in cold water for ten minutes, put on in salted boiling water, cook fifteen minutes; drop in a lump of white sugar and a small sprig of mint, and cook five minutes longer. Drain, butter, pepper and salt, and serve.

PUREE OF GREEN PEAS.

Shell half a peck of peas and set them in a cold place while you boil the pods for twenty minutes in just enough hot, salted water to cover them. Strain them; return the water to the fire with the peas and a sprig of mint, and boil until they are soft enough to rub through a colander. When

you have pressed all through that will go, stir into them a cupful of the water in which they were cooked, season with pepper and salt and put back into the colander. As they begin to simmer stir in a roux of one tablespoonful of flour, cooked for three minutes in two tablespoonfuls of butter, cook one minute, take from the fire and add three tablespoonfuls of cream, that have been heated with a tiny bit of soda. Pour upon squares of fried bread laid on a hot platter.

PLAIN PUREE OF GREEN PEAS.

Boil and rub a quart of peas through a colander, or pass them through a vegetable-press. Heat a tablespoonful of butter in a saucepan with pepper, paprica, or a dash of cayenne, half a teaspoonful of sugar, and three mint leaves, finely minced. Stir in the pulped peas and toss and stir with a silver fork until they are very hot. Pile upon a hot platter and lay triangles of fried bread about the base.

GREEN-PEA PANCAKES.

Two cupfuls of green peas left over from dinner, or boiled expressly for this dish, mashed while hot, and rubbed through a colander. Season with pepper, salt, and butter to taste; let them get cold; then add two beaten eggs and a cupful of milk. Sift half a teaspoonful of Cleveland's Baking Powder twice through half a cupful of flour, and beat in lightly at the last. Mix well and bake as you would griddle-cakes. Eat hot.

LIMA BEANS.

After shelling, cook about half an hour in boiling water with a little salt. Drain dry, and after dishing stir in a lump of butter half the size of an egg and pepper and salt to taste.

LIMA BEANS (STEWED).

Shell a quart of beans, and boil tender in hot, salted water. Drain, add four tablespoonfuls of hot milk, in which has been melted a tablespoonful of butter rolled in a teaspoonful of flour. Simmer for five minutes, season with pepper and salt, and serve.

KIDNEY BEANS.

If fresh, cook them as you would Lima beans. If dried, soak over night, and put over the fire in the morning in salted boiling water, and cook gently one hour, or until soft, but not broken. Drain, stir in pepper, salt, and a lump of butter, and serve.

KIDNEY BEANS A LA LYONNAISE.

Soak over night and boil tender, but not until they break; drain perfectly dry, throw in a little salt, and leave over an empty pot in the colander at the side of the range, as you would potatoes, to "dry off." Have ready in a frying-pan a great spoonful of clarified dripping (that from roast beef is best), with half a small onion, grated, and a little chopped parsley. Salt and pepper to taste, and when hissing hot put in the beans. Shake over the fire about two minutes, until the contents of the pan are well mixed, and as hot as may be without scorching, then serve.

"BLACK-EYED PEAS"

are really a species of bean, although known at the South, where they are abundant, by the name given above. They are boiled always with a bit of fat bacon, to give them richness. Drain well, pepper, salt, and serve with the bacon on the top of the peas; or, after they are boiled they are drained and turned into a frying-pan in which slices of fat bacon have been cooked and then taken out, leaving the fat in the pan. Sauté the peas in this until dry, hot, and well-seasoned by the fat. Serve dry, and lay the fried bacon on or about the peas. Dried black-eyed peas must be soaked over night.

BOILED CAULIFLOWER.

Boil the cauliflower, tied in a net, in plenty of hot, salted water, in which has been stirred a tablespoonful of vinegar; when done, drain and dish, the flower upward. Pour over it a cupful of drawn butter seasoned with lemon-juice, pepper, and salt. Serve very hot.

BOILED CAULIFLOWER WITH TOMATO SAUCE.

Cook as directed in last recipe, but when dished pour over it, instead of the white sauce, a cupful of strained tomato sauce, seasoned with butter, sugar, salt, and paprica.

CAULIFLOWER (PARISIAN STYLE).

Boil a good-sized cauliflower until tender, chop it coarsely, and press it hard in a bowl or mould, so that it will keep its form when turned out. Put the shape thus made upon a dish that will stand the heat, and pour over it a tomato sauce. Make this by cooking together a tablespoonful of butter and flour in a saucepan, and pouring upon them a pint of strained tomato-juice in which half an onion has been stewed. Stir until smooth, and thicken still more by the addition of three or four tablespoonfuls of cracker-dust. Salt to taste, turn the sauce over the moulded cauliflower, set it in the oven for about ten minutes, and serve in the dish in which it is cooked.

STEWED CAULIFLOWER A LA HOLLANDAISE.

Cut into large clusters of uniform size and stew tender in weak stock or bouillon. (This may be utilized afterward for soup.) Drain, butter, salt, and pepper, and pass with it drawn-butter, into which have been whipped the yolks of two raw eggs. This is a Dutch recipe and good.

BAKED CAULIFLOWER.

Cut into clusters and stew tender in boiling, salted water. Or, if you have a couple of small cauliflowers, boil them whole and dish together. Drain and lay in a bake-dish. Pour over it a good white sauce (hot), sprinkle with grated cheese and paprica, and bake, covered, twenty minutes. It will be found very nice.

FRENCH SPINACH.

Boil as directed in foregoing recipes, chop, heat with the roux, and season with pepper and salt. In place of the cream in the German method, add the same quantity of white

stock—chicken or veal—adding half a saltspoonful of nutmeg or mace and an even teaspoonful of sugar, with a pinch of grated lemon-peel. This seasoning imparts an exquisite flavor to the vegetable.

SPINACH SOUFFLE.

Boil and chop a peck of spinach, and while hot stir in a tablespoonful of butter and a beaten egg, salt, and nutmeg. Season with a little sugar, pepper, and set away to get cold. When you are ready for it, whip into the cold spinach two tablespoonfuls of cream and the stiffened whites of three eggs. Pour into a handsome bake-dish, sift a small teaspoonful of powdered sugar on top, and bake in a hot oven ten minutes, covered, five minutes when you have uncovered it. Send immediately to table, as it soon falls. It may be served as a separate course at a luncheon. Each portion should be helped out upon a square of fried bread laid upon each plate. As the initiated will at once see, this is also a French recipe.

SPINACH BOILED PLAIN.

Wash a peck of spinach, pick the leaves from the stems, and, without shaking off the wet, put them into an agate-iron or porcelain saucepan. Set this in a pot of boiling water, cover closely, and cook for fifteen minutes. Stir up well from the bottom, then, and put into the saucepan a tablespoonful of hot water in which has been dissolved half a saltspoon of soda. Beat in well, cover the pot, and cook ten minutes longer. Drain the spinach in a colander without pressing it at first, seasoning with salt, pepper, butter, a little sugar, and half a teaspoonful of lemon-juice. Turn into a hot colander, press out the remaining juice very gently not to bruise the spinach, and serve on a heated platter. Cover with slices of hard boiled egg, and serve one with each portion of spinach. The soda gives a fine green to this vegetable.

BOILED SQUASH.

Pare off the outer shell, take out the seeds, and cut into small pieces. Boil in hot, salted water until tender. If

you
for
pre
and
spo
you
cool
stuf

but
and
with
nice

allo
a cu
of (C
flou
wou

✓ slice
plat
dip
a cu
pinj

wat
ano
tire
tabl

young, twenty minutes will do this; a longer time is required for full-grown squash. Drain well, rub through a vegetable-press, and return to the saucepan. Mix with salt, pepper, and a tablespoonful of butter made into a roux with a table-spoonful of flour. Stir and beat for a whole minute, until you have a creamy, smoking mass, and pour out. Squash cooked in this way is a very different thing from the watery stuff usually served under that name.

BAKED SQUASH.

Boil and mash the squash, stir in two teaspoonfuls of butter, an egg, beaten light, a quarter of a cupful of milk, and pepper and salt to taste. Fill a buttered pudding-dish with this, strew fine bread-crumbs over the top and bake to a nice brown.

SQUASH FRITTERS.

To two cupfuls of cooked and creamed squash (cold) allow two of milk, two eggs, a saltspoonful of salt, and half a cupful of flour in which has been sifted half a teaspoonful of Cleveland's baking powder. There should be just enough flour to hold the mixture together. Bake on a griddle as you would cakes, and send to table hot.

FRIED EGG-PLANT.

✓ Slice the egg-plant about half an inch thick, peeling the slices. Lay them in salt and water for an hour, placing a plate on them to keep them down. Wipe each slice dry, and dip into a batter made of a beaten egg, a cupful of milk, half a cupful of flour, and pepper and salt. Fry in boiling dripping and serve on a hot dish, first draining off all the grease.

BROILED EGG-PLANT.

Peel and cut into rather thin slices and lay in salted ice-water for an hour; spread upon a soft towel and cover with another, patting and pressing the slices until they are entirely dry. Leave them for ten minutes in a mixture of three tablespoonfuls of olive oil and the juice of half a lemon;

sprinkle them with salt and pepper, and broil quickly upon a wire broiler. Twelve minutes should cook both sides.

STEWED CARROTS.

Scrape and boil whole three-quarters of an hour, drain, and cut into cubes half an inch square. Have ready in a saucepan enough weak stock to cover the carrot-dice. Put them on in it and cook twenty minutes, or until tender. Add then two tablespoonfuls of milk, a tablespoonful of butter cut up in one of flour, salt and pepper to taste. Simmer five minutes and serve.

YOUNG CARROTS A LA PARISIENNE.

Boil for five minutes; take up and rub off the skins with a coarse cloth. Return to the fire and cook until tender. Slice lengthwise, making three pieces of a medium-sized carrot, two of a small. Have hot in a frying-pan a tablespoonful of butter for each cupful of the carrots, and when it bubbles lay in the slices. Saute on both sides, quickly, and just before taking them up sprinkle with chopped parsley. Dish dry; stew over them a little white sugar, pepper, and salt, and serve very hot.

CREAMED YOUNG CARROTS.

Scald for five minutes and rub off the skins with a rough cloth. Slice crosswise and thin. Heat in a saucepan a tablespoonful of butter, two of hot water, salt and pepper to taste, and put in the sliced carrots. Cook gently, covered, for half an hour. In another saucepan heat four tablespoonfuls of cream and a teaspoonful of chopped parsley. When the mixture boils take from the fire and pour upon the beaten yolks of two eggs. Stir up well, pour over the carrots, cook one scant minute and dish. This also is a French recipe.

FRIED SWEET PEPPERS.

Cut open crosswise, extract the seeds, cut the peppers into slices, lay in cold water for fifteen minutes, salt slightly, dust with flour and fry in hot cottolene for five or six minutes.

Th
boi

this
chi
son
Sev
bak
bur
disl
the
up
boil
the

frou
Scr.
beat
into
Salt
right
into
shoi

cut
Dra
cupl
tabl
dust
and

They are an appetizing accompaniment to cold meat or to boiled fish.

STUFFED SWEET PEPPERS.

Make an incision in one side, and extract the seeds through this with a bit of stick. Stuff with a force-meat of tongue, chicken, ham, or veal, mixed up with boiled rice, and seasoned with salt, a dash of onion-juice, and a little butter. Sew up the peppers with a few stitches, pack them into a bake-dish, pour in enough weak stock to keep them from burning, cover and bake in a moderate oven for an hour, then dish, withdrawing the strings. Keep hot while you add to the gravy in the dish a tablespoonful of brown roux. Boil up once and pour over the peppers. Should the gravy have boiled away too much, put in a little boiling water to thin the roux. This is a Syrian recipe and excellent.

SALSIFY FRITTERS.

One bunch of salsify; two eggs; half a cupful of milk; flour for thin batter; dripping or cottolene; salt to taste. Scrape and grate the roots, and stir into a batter made of the beaten eggs, the milk, and flour. Grate the salsify directly into this, that it may not blacken by exposure to the air. Salt, and drop a spoonful into the hot fat to see if it is of the right consistency. As fast as you fry the fritters, throw into a hot colander to drain. One great spoonful of batter should make a fritter.

STEWED SALSIFY.

Scrape a bunch of salsify and drop into cold water as you cut into inch lengths. Boil in hot, salted water until tender. Drain this off, and pour into the saucepan with the salsify a cupful of hot milk. Simmer five minutes, and stir in a tablespoonful of butter and three tablespoonfuls of cracker-dust, with pepper and salt. Stew gently for three minutes and dish.

BUTTERED PARSNIPS.

Boil tender and scrape. Slice lengthwise and sauté in a little butter heated in a frying-pan and seasoned with pepper, salt, and minced parsley. Shake and turn until the parsnips are well coated and hot through. Dish, and pour the butter over them.

FRIED PARSNIPS.

Boil tender in salted, hot water; let them get cold, scrape off the skin and slice lengthwise. Pepper and salt, dredge with flour, and fry in hot dripping to a light brown. Drain and serve.

PARSNIP CAKES.

Wash, boil, and scrape the parsnips tender. While hot mash, season with salt and pepper, and make with floured hands into small, flat cakes. Flour well and fry in clarified dripping.

CREAMED PARSNIPS.

Boil, scrape, and slice crosswise. Heat a tablespoonful of butter in a saucepan; put in the parsnips and shake and turn until all are coated with the butter and very hot. Turn them into a deep dish and pour over them a sauce made by adding to the butter left in the saucepan a teaspoonful of flour and thinning it with three or four tablespoonfuls of hot cream. Boil up once, and when you have covered the parsnips with it, serve.

YOUNG TURNIPS.

Peel and quarter. Cook half an hour, or until tender, but not broken, in boiling, salted water. Drain, still without breaking, and dish. Sprinkle with pepper and salt, then butter plentifully and serve. Turnips must be served hot, or they are not fit to eat.

YOUNG TURNIPS (STEWED).

Peel and quarter, or slice. Boil fifteen minutes in hot, salted water, drain and cover with a cupful of milk that has been heated in a separate vessel with a tiny bit of soda. When they simmer again stir in a tablespoonful of butter rolled in half as much flour, pepper and salt to taste, and stew gently fifteen minutes more. Serve in a deep, covered dish, and very hot.

YOUNG TURNIPS (FRIED).

Pare and slice crosswise a quarter of an inch thick. Lay in ice-cold water half an hour, then cook tender, but not too soft, in boiling water without salt. Drain, lay upon a soft cloth until dry and lukewarm, sprinkle with pepper and salt, flour, and fry in hot cottolene; or, dip in beaten egg, then in cracker-dust, and fry.

BOILED ARTICHOKEs.

Pare off the stems and the lower and coarser leaves. With a sharp knife trim the tops evenly, and take out the hard core. Wash and lay in cold water ten minutes. Shake off the wet and cook in boiling, salted water for thirty-five minutes, or until the bottoms are tender. If large, cut into halves; if of moderate size, serve whole with drawn butter or sauce piquante poured over them.

FRIED BANANAS.

Strip off the skins; cut each banana (or plantain) into three slices, and flour well. Sauté in hot butter in a frying-pan, or fry in deep fat. Drain dry and serve hot. Or, roll in egg, then in cracker dust; set on ice for one hour and fry in hot, deep cottolene.

BANANA CROQUETTES.

For this purpose select small, yellow bananas (or plantains); strip off the skins and cut off the ends, so as to make

them look like croquettes; pepper and salt, roll in egg, then in cracker-crumbs, set on the ice for one hour to stiffen them, and fry in hot, deep cottolene to a golden brown. Serve dry and hot. They should accompany chicken or lamb, being a delicate yet piquante vegetable, and unfit to attend roast beef or other heavy meats.

CREAMED CELERY.

Cut into inch-long pieces. Cook tender in boiling, salted water, drain this off, and cover with a cupful of hot milk (half cream, if you have it) in which has been stirred a table-spoonful of white roux. Simmer five minutes and serve.

SAVORY CELERY.

Select the whitest and tenderest stalks and lay aside in ice-water. Cut the outer, coarser stalks into three-inch lengths, and stew in a cupful of stock, seasoned with half teaspoonful of onion-juice, salt, pepper, and parsley. Cook, covered, for an hour, slowly. Drain and press in a colander. Return the stock to the fire, and when it boils put the reserved stalks, also cut into short lengths, into it. Cook gently until tender, thicken with a good spoonful of roux, boil up and serve.

TOMATOES ON TOAST (A LA AUNT KATE).

Wash and slice in half-inch rounds good firm tomatoes; place a layer of tomatoes on slices of bread half-inch thick; sprinkle with pepper and salt, and on each round of tomato put a small piece of butter. Bake in shallow meat-pan in rather quick oven until bread turns golden brown. Serve at once.

CAULIFLOWER AU GRATIN.

Cook cauliflower; drain well and remove the flowerettes, tear the rest to pieces with a fork, lay it in a deep dish and sprinkle over it a little salt, pepper and grated cheese and a few dried crumbs moistened with milk. Then add the top layer of the flowerettes and sprinkle with the salt, pepper and cheese, and bake until slightly brown..

PUDDINGS AND SAUCES.

It depends as much upon the judgment of the cook as on the materials used to make a good pudding. Everything should be the best in the way of materials, and a proper attention to the rules, with some practice, will ensure success.

Puddings are either boiled, baked, or steamed; if boiled, the materials should be well worked together, put into a thick cloth bag, previously dipped in hot water, wringing it slightly and dredging the inside thickly with flour; tie it firmly, allowing room for it to swell; drop it into a kettle of boiling water, with a small plate or saucer in the bottom to keep it from sticking to the kettle. It should not cease boiling one moment from the time it is put in until taken out, and the pot must be tightly covered, and the cover not removed except when necessary to add water from the boiling tea-kettle when the water is getting low. When done, dip immediately in cold water and turn out. This should be done just before placing on the table.

Or, butter a tin pudding mould or an earthen bowl; close it tight so that water cannot penetrate; drop it into boiling water and boil steadily the required time. If a bowl is used it should be well buttered, and not quite filled with the pudding, allowing room for it to swell; then a cloth wet in hot water, slightly wringing it, then floured on the inner side, and tied over the bowl, meeting under the bottom.

To steam a pudding, put it into a tin pan or earthen dish; tie a cloth over the top, first dredging it in flour, and set it into a steamer. Cover the steamer closely; allow a little longer time than you do for boiling.

Moulds or basins for baking, steaming or boiling should be well buttered before the mixture is put into them.

Dumplings boiled the same way, put into little separate cloths.

Batter puddings should be smoothly mixed and free from lumps. To ensure this, first mix the flour with a very small proportion of milk, the yolks of the eggs and sugar thoroughly beaten together, and added to this; then add the remainder of the milk by degrees, then the seasoning, then the beaten whites of eggs last. Much success in making this kind of pudding depends upon a strict observance of this rule; for, although the materials may be good, if the eggs are put into the milk before they are mixed with the flour, there will be a custard at the top and a soft dough at the bottom of your dish.

All sweet puddings require a little salt to prevent insipidity and to draw out the flavor of the several ingredients, but a grain too much will spoil any pudding.

In puddings where wine, brandy, cider, lemon-juice or any acid is used, it should be stirred in last, and gradually, or it is apt to curdle the milk or eggs.

In making custard puddings (puddings made with eggs and milk), the yolk of the eggs and sugar should be thoroughly beaten together before any of the milk or seasoning is added, and the beaten whites of egg last.

In making puddings of bread, rice, sago, tapioca, etc., the eggs should be beaten very light, and mixed with a portion of the milk, before adding them to the other ingredients. If the eggs are mixed with the milk, without having been thus beaten, the milk will be absorbed by the bread, rice, sago, tapioca, etc., without rendering them light.

The freshness of all pudding ingredients is of much importance, as one bad article will taint the whole mixture.

When the freshness of eggs is doubtful, break each one separately in a cup, before mixing them all together. The yolks and whites beaten separately make the articles they are put into much lighter.

Raisins and dried fruits for puddings should be carefully picked, and, in many cases, stoned. Currants should be well washed, pressed in a cloth, and placed on a dish before the fire

to get thoroughly dry; they should then be picked carefully over, and every piece of grit or stone removed from amongst them. To plump them, some cooks pour boiling water over them, and then dry them before the fire.

Many baked-pudding recipes are quite as good boiled. As a safe rule, boil the pudding twice as long as you would require to bake it; and remember that a boiling pudding should never be touched after it is once put on the stove; a jar of the kettle destroys the lightness of the pudding. If the water boils down and more must be added, it must be done so carefully that the mould will not hit the side of the kettle, and it must not be allowed to stop boiling for an instant.

Batter should never stick to the knife when it is sent to the table; it will do this both when an insufficient number of eggs is mixed with it and when it is not enough cooked; about four eggs to the half pound of flour will make it firm enough to cut smoothly.

When baked or boiled puddings are sufficiently solid, turn them out of the dish they were baked in, bottom uppermost, and strew over them finely sifted sugar.

When pastry or baked puddings are not done through, and yet the outside is sufficiently brown, cover them over with a piece of white paper until thoroughly cooked; this prevents them from scorching.

TO CLEAN CURRANTS.

Put them in a sieve or colander, and sprinkle them thickly with flour; rub them well until they are separated, and the flour, grit and fine stems have passed through the strainer. Place the strainer and currants in a pan of water and wash thoroughly, then lift the strainer and the currants together, and change the water until it is clear. Dry the currants between clean towels. It hardens them to dry in an oven.

TO CHOP SUET.

Break or cut in small pieces, sprinkle with sifted flour, and chop in a cold place to keep it from becoming sticky and soft.

TO STONE RAISINS.

Put them in a dish and pour boiling water over them; cover and let them remain in it ten minutes; it will soften so that by rubbing each raisin between the thumb and finger, the seeds will come out clean; then they are ready for cutting or chopping if required.

MARMALADE PUDDING.

✓ Four tablespoonfuls of marmalade, about three cups of bread crumbs, half a cup of milk and water mixed, one cup of suet, one cup flour, one spoonful of baking powder, pinch of salt. Steam and serve with sauce.

COLD FRUIT PUDDING.

Hot stewed fruit poured over layers of bread and butter in a mould; when cold serve with cream.

COTTAGE PUDDING.

✓ Two tablespoonfuls butter, one cup white sugar, one egg, one cup milk, one pint flour, two tablespoonfuls baking powder; bake and serve with sauce.

PLUM PUDDING.

One pound stoned raisins, one pound currants, one pound beef suet, three-quarters of a pound of sugar, two ounces lemon peel, two ounces orange peel, two ounces citron peel, six ounces of flour, one-quarter pound bread crumbs, little nutmeg, cinnamon, cloves, and a little salt. Mix all together with six or eight eggs and a little milk, dip cloth in boiling water, flour, and put in mixture, and tie loosely; boil fast for four hours and a half.

CAMEL PUDDING.

Four tablespoonfuls white sugar, one-half cup brown sugar. Put on stove and stir until brown. One pint milk. Put on stove again to simmer, two tablespoonfuls corn starch,

vanilla flavoring. When all are ready mix together, and stir until thick. Put in a mould to cool.

CHEESE PUDDING FOR LUNCHEON.

This dish is rather nice for a midday luncheon, or it may be served as a supper dish. Toast four slices of bread, place in a small baking-dish, cover with thick layer of grated cheese, dust lightly with salt and pepper, cover with another slice of bread, then a layer of cheese, and so on until you have used the four slices of toast, having the top bread; baste over one-half a pint of hot milk, bake in a quick oven twenty minutes.

PLUM PUDDING (Carrot Pudding).

Equal quantities of suet, flour, raisins, currants, grated potato, grated carrots, say one-half pound of each; add a small half cup black molasses, one half teaspoonful ground allspice, same of cloves, and a dash of black pepper, a small teaspoonful of salt. Add, if you wish, citron, lemon, and orange peel, and chopped almonds. Steam three and one-half or four hours.

CHOCOLATE SPONGE PUDDING.

Yolks of four eggs, one cup sugar, beat lightly together; add three tablespoonfuls milk, three tablespoonfuls grated chocolate, three teaspoonfuls baking powder; sift in one cup flour, add egg whites stiffly beaten, butter a mould with pipe in centre, fill two-thirds full and steam three-quarters of an hour. Turn out and cover with chocolate sauce, fill centre with whipped cream and chopped almonds.

PARADISE PUDDING.

One pint bread crumbs, four eggs, one pint suet, four apples minced fine, one cup currants, one-half cup raisins, one cup milk, one and one-half cups sugar; season to taste, and thicken with flour; put in a mould and boil three and one-half hours.

FIG PUDDING.

One-half pound figs, one teacup minced apples, one teacup suet, one teacup sugar, one teacup bread crumbs, a little flour, two eggs, one nutmeg. Boil or steam four hours.

CAMEL PUDDING.

One pint of milk, two tablespoonfuls cornstarch, one-half teaspoonful salt. Let milk boil, then add the cornstarch moistened with milk; one cup brown sugar boiled and scorched on a tin pie-dish. Then pour into the cornstarch, stirring very quickly. Pour into mould.

MADEIRA PUDDINGS.

Two eggs, their weight in flour, butter and sugar, very little baking powder, about one-quarter of a teaspoonful, and a little essence of vanilla. Cream the butter. Then add the sugar; then the eggs one at a time; flavor and beat in the flour and baking powder. If too stiff add one tablespoonful milk. Bake in small moulds, half full, for fifteen or twenty minutes. Sauce: One and one-half tablespoonfuls butter, four tablespoonfuls sugar, one egg; beat all together until light. Then add boiling water just before serving, and flavor.

CARITA PUDDING.

Grease a plain-sided oval mould with butter, and line it all over the sides and bottom with figs, which are split through the centre lengthwise, leaving the seeds on one side and the skin on the other. Place the skin side next to the mould; have the mould completely covered with these figs. Make a custard by mixing three slightly beaten eggs to two cups of milk and two tablespoons of sugar; place the bowl containing this custard in a saucepan of boiling water and stir gently until it thickens to the consistency of cream (it must on no account boil); add three drops vanilla and set it aside to cool. When cool pour it into the lined mould and steam till it is set, which will probably be in twenty minutes. Take care that the top

of the mould is covered to prevent the steam settling on the top of it. Turn out of the mould to serve. To be eaten with cream and sugar.

ENGLISH BOILED BATTER PUDDING.

Two tablespoons flour, two eggs, well beaten, one tablespoon white sugar, one-half pint milk. Mix well and pour into a mould well greased with dripping. Boil for one hour. Serve with wine sauce. The mould should be quite full to prevent water from entering.

JOHN BULL'S OWN PLUM PUDDING.

One pound of suet, one pound moist sugar, one pound of currants, one pound raisins, one pound sultana raisins, one pound mixed candied peel, one-half pound bread crumbs, one-half pound flour, one teaspoonful of salt, one teaspoonful of mixed spice, eight eggs, one-quarter pint of brandy. Mix all in the following order. Flour, salt, spice, sugar, raisins, peel, bread crumbs, sultanas, and currants. Beat egg and strain them for ten minutes, add brandy to them and pour over the mass, stir until all are thoroughly mixed. Butter four small bowls and fill, scald cloth and flour it, tie down and boil five and one-half hours (or more), if one large pudding boil thirteen hours. I use cinnamon and nutmeg for spice and four small bowls.

PRUNE PUDDING.

Stew one pound prunes and sweeten with one teacupful of sugar. Beat to a very stiff froth the whites of four eggs and stir lightly into the prunes when prunes are quite cold. Bake twenty minutes. Serve cold with cream.

SAUCE FOR A PUDDING.

One cup sugar, one egg beaten to a froth. Pour one cup hot milk over it; little salt. Flavor with wine or brandy.

BLUEBERRY PUDDING.

Beat one egg, two large tablespoons sugar, little salt, one cup sour milk, one teaspoon soda, flour to make stiff batter.

Stir in a large pint blueberries. Mix and put in buttered basin. Steam one hour and fifteen minutes. Serve hot with whipped cream.

CRACKER PUDDING.

Ten crackers rolled, piece butter, soaked in one quart milk over night. In the morning add five well beaten eggs, one cup sugar, two cups stoned raisins, one cup currants, citron, cinnamon, nutmeg and very little flour (one tablespoonful flour), salt. Steam four or five hours.

Sauce for cracker pudding.—One cup sugar, one egg beaten to a froth; pour one cup hot milk over it, little salt. Flavor with wine or brandy.

SAUCE FOR PUDDING.

Three eggs (yolks only), two tablespoons castor sugar, whip to cream; one cup sherry. Cook in double saucepan one minute. Serve immediately.

SAUCE FOR COTTAGE PUDDING.

To one cup boiling water add two tablespoonfuls of brown sugar, lump of butter size of an egg, and one egg well beaten. Then let all come to a boil. Take care not to scorch.

HOT CHOCOLATE SAUCE FOR PUDDINGS.

Melt one-quarter cake unsweetened chocolate with three-quarters of a cup of powdered sugar and one-half cup of boiling water, stirring all the time. Cook in a double boiler to the consistency of molasses. Serve hot.

CREAM SAUCE.

Put a pint of milk to boil; break into a basin two eggs, add one ounce of flour, half an ounce of corn-starch, and three ounces of powdered sugar, beating all well together; add the boiling milk gradually, stirring well. Put all in the sauce-pan and stir till it comes to a boil, then remove and add vanilla flavoring. Serve with puddings, etc.

CHOCOLATE SAUCE.

Two tablespoonfuls grated chocolate, three tablespoonfuls each of cream and flour, one cup sugar, one-half teaspoonful butter, one teaspoonful vanilla, boil.

PUDDING SAUCE.

One cup water, two teaspoonfuls of flour or cornstarch, butter the size of an egg, pinch of salt, nutmeg and sugar to taste, teaspoonful of vinegar.

FOAMY SAUCE (for Puddings).

The whites of two eggs, one cup sugar well beaten together. This may be done an hour or more before serving. Add last thing before sending to table one cupful of hot syrup of preserved pears, apricots, peaches or anything of that sort, or a cupful of hot milk, not boiling. Beat all together and serve.

CUSTARD FOR CARAMEL PUDDING.

One egg, one pint milk, a little sugar, a pinch of salt, one tablespoonful of corn starch.

SYRUP FROM ORANGE PEEL.

Peel four sweet oranges, being careful not to get any of the white skin in, put the yellow skin in three pints of cold water and half a pound of loaf sugar, and cook together into a syrup. This is nice for flavoring.

FOAM SAUCE.

One cup of sugar, half a cup of butter, beaten to a cream, then add the yolks of two eggs and a wine-glass of sherry; then add the beaten whites, and stand in a bowl of hot water. Stir for one minute.

CARAMEL PUDDING.

One cup of granulated sugar, melt it to a light brown. Line a mould with it by putting some in and turning the

mould till cool. A pint of cream, sweetened to taste; put in the sweetened cream, the grated rind of one-half a lemon, and then into a double boiler. When it comes to a boil pour into a basin and let cool. Add the well-beaten yolks of eight eggs and a glass of rye whisky. Stir all together and strain into the prepared mould. Tie kitchen paper over mould and steam three-quarters of an hour. Care must be taken to steam exactly the three-quarters of an hour or the pudding will not be firm. Serve with whipped cream and pudding.

FIG PUDDING.

One cup of chopped figs, over which pour one cup of boiling milk, two large cups grated bread-crumbs, one large cup of brown sugar, two eggs, one pinch of salt, and one cup of chopped suet. Either steam or boil for four hours and serve with sauce.

PLUM PUDDING.

Three-quarters pound bread-crumbs, one pound raisins, one pound currants, one pound fine chopped suet, three table-spoons flour, eight eggs (well beaten), one-quarter pound mixed peel, one-half pound brown sugar, one small teaspoon salt, one nutmeg, one wine-glass brandy, two apples, chopped very fine, a little milk or a little molasses. Boil six hours, or, if some days before, four, and when wanted two hours.

TAPIOCA FRUIT PUDDING.

One cup tapioca steeped over night in one quart of water; drain off water in the morning, add one cup of sugar and the rind and juice of one lemon to tapioca. Put box and a half of fresh fruit (red currants delicious) in pudding-dish; put in tapioca and mix; bake in a slow oven for one hour. To be served cold.

POLKA PUDDING.

Mix four tablespoonfuls of arrowroot in a pint of cold milk, beat four eggs well, add then three ounces of fresh butter, cut into small bits; a dessertspoonful of rose water,

a few drops of essence of lemon or ratafia, and a teacupful of white sugar. Boil two pints of milk in a double boiler. When boiling stir in the other ingredients, without taking the boiler off the stove. Let it boil till thick, then pour into a mould to cool; turn it out and serve cold. Half this quantity will be sufficient for a small family.

CAKE PUDDING.

One egg, one tablespoonful of butter, three-quarters of a cup of sugar, half a cup of milk, one cup of flour, two teaspoonfuls of baking powder. Butter the mould, then put in a little preserve and then your batter. Steam one hour.

BAKED SUET PUDDING.

Half a cupful of sugar, half a cupful of suet, one egg, one cup of milk, two heaping cups of flour, three teaspoonfuls of baking powder. This is very good eaten with maple syrup.

CREAMY SAUCE.

One-quarter cup butter, two tablespoonfuls wine, one-half cup powdered sugar, two tablespoonfuls cream. Cream butter, add sugar slowly, then wine and cream. Beat well and just before using, place bowl over hot water and stir till creamy, but not enough to melt the butter. When the wine and cream are added, the sauce has a curdled appearance. This is removed by beating and heating enough to blend materials. Sauce should be cold when served.

GINGER PUDDING.

Three cups of flour, one-half cup of sugar, half a cup of golden syrup, half a cup of suet, three teaspoonfuls baking powder, two teaspoonfuls of ginger. Mix with water to a thin batter; steam two hours and eat with sweet sauce.

CHEAP PLUM PUDDING.

One cup of suet, one cup of molasses, one cup sweet milk, one cup of seeded raisins, three cups of flour, a little salt and soda and one egg. Boil three or four hours.

SPONGE PUDDING.

One pint of milk, two ounces of flour, two ounces of sugar. Let this almost boil. Take off the fire and put in two ounces of butter, the yolks of six eggs thoroughly beaten, then the whites. Bake twenty-five minutes in a pan or mould set in hot water. Eat with foam sauce.

RICE APPLE DUMPLING.

Boil a half pound of rice and season it with butter and salt. After removing it from the fire stir in two well-beaten eggs. Have ready squares of white muslin. Dip them one by one in hot water, sprinkle with flour and put in each two tablespoonfuls of the rice. Spread the rice and in the centre place a peeled and cored apple. In the cavity left by the core, put some currant jelly and sugar or spice and sugar, draw the corners of the cloth together and fasten closely at the top with pins. Boil or steam for a half hour. Serve with cream or vanilla sauce.

WHOLE WHEAT FIG PUDDING.

One and a half cups of grated whole wheat bread-crumbs; rub into it half a cupful of butter; add half a cupful of sugar, one cupful of chopped figs, one egg well beaten, and a good half-cup of milk. Steam three hours.

BROWN PUDDING.

Three eggs and their weight in sugar, flour and butter, or a little less butter, half a teaspoonful of soda, four tablespoonfuls of raspberry jam. Steam two hours. Serve with cream sauce.

PLUM PUDDING.

One and a half pounds of muscatel raisins, one and three-quarter pounds of currants, one pound of sultana raisins, two pounds of moist sugar, two pounds of bread-crumbs, two pounds of chopped suet, six ounces mixed peel, rind of two lemons, one ounce of ground nutmeg, one ounce of ground cinnamon, two ounces of chopped almonds, half a pint of

br
an
abinc
boi
wa
in
Tu
egg
an
be
orthi
rar
Be
tas
po
unt
out
din
bakswe
bef
gin
blar
of
roll
the
cust
the
Wh

brandy, sixteen eggs. Mix all the dry ingredients together and moisten with the brandy and well beaten eggs. Boil about six hours.

MACARONI PUDDING.

Break eight or ten long sticks of macaroni into pieces an inch long or less. Throw into a saucepan with plenty of boiling water and cook for twenty minutes. Drain away the water and boil again more slowly for another twenty minutes in a quart of milk with a cup of sugar and a slice of butter. Turn into a pudding dish and allow to cool. Beat in three eggs, flavor with vanilla, oil of cloves or oil of cinnamon, and bake slowly. Or use four eggs, keeping two whites to be beaten stiffly for the top. Brown in the oven for a minute or two.

BREAD AND BUTTER PUDDING.

Cut some slices of home-made bread, about half an inch thick, butter and lay in a pudding-dish, sprinkle with currants, put in another layer of buttered bread and currants. Beat three eggs light and stir into a pint of milk, sweeten to taste; flavor with a little grated lemon-peel or cinnamon, pour over the bread and butter and bake in a moderate oven until the custard is set. Test with a knife; if the knife comes out clean the pudding is done. If baked too long the pudding will be watery. Serve cold in the dish in which it is baked, with a simple sauce.

ICE PUDDING.

One pint of custard (boiled), three eggs, one pint of milk; sweeten; vanilla or sherry flavoring. Make this the night before, as it is better. One pint of cream, candied fruits, ginger, red cherries, white cherries, plum, citron, almonds, blanched (pound them), angelica, pineapple, half a wine-glass of curacao; sherry (very little), macaroons, crushed with a rolling-pin. The fruit must be cut fine, having been soaked the night before in curacao. Whip cream a little, mix cold custard with it, half freeze in freezer. Do this very slowly, then mix in macaroons, then fruit; let freeze a while longer. When frozen put in shape.

DATE PUDDING (OR FIG).

Half a pound of dates, quarter of a pound of suet, half a teaspoonful of soda dissolved in hot water; five ounces of brown sugar, half a pound of bread-crumbs, a little salt and nutmeg. Mix all the ingredients with two well-beaten eggs. Put into buttered mould, and boil two and a half hours. Serve with brandy sauce. The pudding is improved by soaking the dates beforehand in a small cupful of sherry or whiskey.

YORKSHIRE PUDDING.

Three eggs, four tablespoonfuls of flour twice sifted, one pint of milk, one teaspoonful of salt. Put flour and salt into a bowl, break eggs into it; mix well, and add milk by degrees, beating till well mixed. Cook twenty to thirty minutes in heat of cake oven.

BON ACCORD PUDDING.

Four good-sized cooking apples, pared, cored and minced quite fine, half pound of bread-crumbs, four ounces of sugar, four ounces of raisins stoned and chopped, a little salt and nutmeg to taste. Mix together. Beat up three eggs and add to the other ingredients, beating all well. Put into a buttered mould, tie down with a cloth, and boil for an hour and a half. Serve with sweet sauce.

BREAD AND BUTTER PUDDING.

Spread your bread with a little butter and cut into slices about half an inch thick, and put into a flat buttered pudding dish, put one layer on the bottom of the dish and then put some raisins over it; do this until the dish is full and then make a little custard with two eggs to a pint and a half of milk, pour the custard over the bread, first sprinkling sugar over the bread, then put a piece of butter, about a dessertspoonful, in the custard, so that it will float on the top. Bake in a moderate oven.

mo
ill
toloa
bet
Pu
mibre
onc
to
molad
onc
spo
are
whiwa
sug
wat
sol
anc
ren
ing
add

PINEAPPLE AND TAPIOCA PUDDING.

One cup pearl tapioca, soak over night and boil in the morning until clear; add one cup sugar, one teaspoonful vanilla, one pint grated or finely chopped pineapple and set away to cool. Serve with plain or whipped cream.

PATTERDALE PUDDING.

Three eggs, quarter pound butter, quarter pound sifted loaf sugar, quarter pound flour. Beat the butter to a cream, beat the eggs in one by one, then add the sugar and flour. Put into cups and bake in a moderately heated oven twenty minutes. This is a prime recipe.

CARROT PUDDING.

One cup grated carrot, one cup grated potato, one cup brown sugar, one cup suet, one large cup raisins (stoned), one large cup currants, one egg, a little chopped peel; spice to suit taste; pinch of salt, one teaspoonful soda. Steam in mould three hours. Brandy sauce.

ARRAT PUDDING.

One-half pound macaroons, two and one-half pounds ladies' fingers, soaked in wine, one-half dozen eggs, two and one-half cups sugar, beaten for one-half an hour, two tablespoonfuls of gelatine dissolved and mixed with eggs after they are beaten, and whipped quickly for a minute or two. Have whipped cream on top.

CREAM SPONGE.

One-third box Knox's gelatine, one-quarter cup cold water, one cup milk, one pint cream, one cup granulated sugar, one egg, one tablespoonful vanilla. Soak gelatine in water for one-half hour, then stand it in boiling water to dissolve. Scald the milk, add sugar, beat the egg until light, and add hot milk to egg, stirring constantly while adding, removing from fire for the purpose; add gelatine and flavoring, and set aside to cool, but not to set. Whip the cream, add the cooled custard, beat well, and put into moulds.

ORANGE PUDDING.

One cup white sugar, half cup cracker crumbs, two eggs, one orange, one tablespoonful butter, one pint milk. Soak the crumbs in a little of the milk, butter and sugar, add grated rind and eggs beaten together, then orange juice and crumbs, bake half an hour in moderate oven.

LEMON TAPIOCA PUDDING.

One small cup tapioca, soak over night in two cups of water; add another cup of water in the morning. Juice of one and a half large lemons, rind of one lemon, one cup sugar, yolks of two eggs beaten; cook till the tapioca is clear—about an hour. Whip whites of eggs with a little sugar and put on the top.

DERBYSHIRE PUDDING.

One pint milk boiled; keep a wineglass milk cold and mix with heaping tablespoonful flour, pour hot milk on this and stir thoroughly until thick; let cool; add grated rind of lemon, bit of butter size of a walnut, and one teacupful of white sugar, one cup blanched almonds cut in about eight pieces, the yolks of four eggs well beaten, and whites of two eggs. All these ingredients well mixed and poured into a buttered pudding dish, baked until a light gold color, then ice with two whites left, juice of a lemon and a little white sugar, well beaten; return to oven until icing is stiff. Allow pudding to become quite cold. It is better to stand some hours.

JELLY PUDDING.

Half an ounce of gelatine, yolks of five eggs, one lemon, sherry, six ounces of sugar, half a pint of milk. Dissolve half an ounce of gelatine in a little water, beat the yolks of five eggs; rub into them with a spoon six ounces of sugar; add half a pint of milk and the gelatine; stir over fire until thick like custard. Take off and add the juice of a lemon and a wineglass of sherry and whites of eggs which have been well beaten. Mix well together. Put in a mould and let stand until next day. Should be eaten with cream.

COLD ALMOND PUDDING.

Four eggs, quarter pound of ground almonds, quarter pound of powdered sugar; beat the eggs until very light, then add the sugar and almonds gently, then beat till it bubbles, and put in a greased dish. Put blanched almonds on top and bake in rather a moderate oven.

HOT ALMOND PUDDING.

Half a pound of ground almonds, half a pound of sugar, half a pound of suet, two eggs, two ounces of currants, two ounces of raisins, one ounce of preserved cherries, a little angelica, a little ground mace, half a pound of flour, a teacupful of water, half a nutmeg grated, a few drops of essence of almonds, half a teaspoonful of ground ginger. The suet must be chopped fine. Add all the other ingredients and work them together for ten minutes, so that all is well mixed. Boil for three hours or more.

POUDING A LA PARISIENNE.

Dissolve one ounce of butter in a sauce-pan, mix in an ounce of sugar, one ounce of flour and a gill of milk; stir all over the fire until boiling, cover it with a lid, and let it stand on a warm part of the stove for five minutes, then remove it to the table and stir in the yolks of three eggs, whip the whites to a stiff froth and stir them in lightly and thoroughly; now add a few drops of vanilla essence, and about four ounces of different sorts of fruit, cut into small pieces, such as pears, peaches, glace cherries, angelica, apricots, pineapple, etc. Put the pudding into a plain round mould, which must be previously buttered, covered with a greased paper, and steam for three-quarters of an hour; turn on to a dish and pour wine sauce round.

LEMON PUDDING.

Put one quart of water to boil; when boiling mix in two tablespoonfuls cornstarch, previously dissolved in a little water; the juice and grated rind of two lemons, a large cupful of white sugar. When quite thick beat in the whites of

three eggs, beaten stiff; set aside to cool; serve with a thin custard made with the yolks of eggs, flavored with vanilla.

STEAMED ROLY POLY.

Three-quarters of a cup of suet, chopped very fine; three cups of flour, one cup of water, two teaspoonfuls baking powder, sifted into the flour, a pinch of salt; roll on a board and spread thickly with plum jam. Place in a tin and steam one and a half or two hours. Sauce—Two eggs, one cup of sugar, half cup of butter. Mix well together and pour into the mixture one cup of boiling wine—sherry is best.

PLAIN PLUM PUDDING.

Three cups of flour, two cups of suet, one teaspoonful baking powder, one cup of sugar, one cup of molasses. Fruit and spice to taste. Mix soft with milk; steam three and a half or four hours.

ENGLISH XMAS PLUM PUDDING.

Two pounds of raisins, two pounds of currants, half a pound of citron or lemon peel, one teacupful of sugar, two thick slices of bread crumbled fine, seven eggs, one teaspoonful of cloves ground, one teaspoonful of cinnamon, one nutmeg grated, two pounds of beef suet, a piece of butter the size of an orange, two pounds of flour; mix it all with milk or water, boil four hours in a bag. This makes two large puddings, and may be kept a month steamed when wanted, and eaten with a sauce.

PLUM PUDDING.

One pound each of suet, bread crumbs, raisins, currants, and sugar, one glass brandy, one glass sherry, eight eggs, one nutmeg, a little mace or cinnamon, one saltspoonful of salt and milk enough to moisten; boil six hours. Fewer currants and raisins may be used and the difference made up with candied peels, which is an improvement.

SPONGE PUDDING.

One pint of milk, half a cup of butter, half a cup of flour, half a cup of sugar, two eggs (for eight people). Wet the flour with part of the milk, then cook it all in the milk ten minutes; add butter and sugar while hot. When cool add the yolks of five eggs well beaten, then add the whisked whites, and stir thoroughly. Bake in a two-quart basin (first set in a pan of hot water), half an hour. Cream for sauce.

FIG PUDDING.

One pound of figs, one pound breadcrumbs, one cup melted butter, half pound sugar, five eggs, one nutmeg, orange and lemon peel. Steam three hours.

BROWN PUDDING.

Weight of two eggs in flour, two in butter, and one in sugar, two tablespoonfuls raspberry jam, two eggs well beaten, half teaspoonful baking soda. Steam one hour and three-quarters. Mix sugar and eggs to a cream, beat jam till all bubbles, then add flour and half a teaspoonful carbonate of soda. Sauce.—Yolks of three eggs, two tablespoonfuls castor sugar; whip to a cream with one cup cooking sherry in a double saucepan, just a minute.

STEAMED SAGO PUDDING.

Put into a saucepan one pint milk, three ounces sago, two ounces fresh butter, three ounces sugar, the grated rind of one lemon. Boil all together for thirteen and a half minutes. Work in three eggs. Mix together one-half tablespoon flour, one and one-half teaspoonfuls sugar; butter mould and dust flour and sugar into it well. Pour in the mixture and put buttered paper on top and steam one hour.

MARMALADE PUDDING.

Quarter pound of suet, quarter pound of breadcrumbs, quarter pound of sugar, two ounces of flour or ground rice, two tablespoonfuls orange marmalade, one egg, half a tea-

spoonful baking powder, one tablespoonful of milk. Finely chop the suet and put it in a bowl with the flour, sugar, bread-crumbs and baking powder. Mix well together. Beat the eggs until light, then beat into it the milk and marmalade. Mix all together, pour into a well-greased mould. Twist over a sheet of paper and steam four hours.

COLD PUDDING.

Two lemons, juice and grated rind, three eggs (yolks only) well beaten, one cup white sugar, one tablespoonful corn-starch, one cup cold water. Boil together until thick; stir well, and pour while hot into a pudding dish, lined first with thin stale cake. When cooked cover the top with three eggs (the whites) well whisked, and brown in the oven. Serve cold.

APPLE MERINGUE PUDDING.

One pint of stewed apples, three eggs—whites and yolks separate—one-half teacup white sugar, one teaspoonful of butter, one-quarter teaspoonful of essence of almond (for the meringue).

Prepare the apples as for a pie, and stew till almost a pulp, sweeten and spice, and while hot stir in the yolks of the eggs gradually. Beat very light, pour into a buttered dish, and bake for ten minutes. Cover, without drawing it from the oven, with a meringue made of the beaten whites, two tablespoonfuls of white sugar, and the almond flavoring. Spread it over with a tablespoon, evenly and quickly, close the oven again, and brown very slightly. Serve either hot or cold, as preferred.

In making the meringues see that the eggs are quite fresh, whip them in a cool place, and on a cold dish, otherwise they will not rise properly. Use them as soon as they are whipped to a high snowy heap; if left to stand they will become flat, and it is impossible to well froth them a second time. It must also be remembered that the whites will not froth to stiffness, if a drop of the yolk is mixed with them.

BAKED APPLE PUDDING.

Six large apples (grated), three tablespoonfuls of butter, one-quarter pound of sugar, two eggs (whites and yolks beaten separately), juice of one lemon, and half the grated rind; pastry.

Beat the butter and sugar into a cream, stir in the yolks, the lemon, the grated apple, and lastly the whites of the eggs. Line a dish with pastry, pour in the mixture, and bake till nicely browned. This is best cold.

Normandy pippins may be used for this pudding if liked.

APPLE CHARLOTTE.

Slices of bread and butter, with the crust trimmed off, six apples, the grated rind of a lemon and the juice, sugar to taste.

Butter a pie-dish, and place a layer of bread-and-butter at the bottom, then a layer of apples, peeled, cored, and cut into slices; sprinkle these over with sugar, a little of the lemon peel, and a few drops of the juice. Repeat this until the dish is full, then cover it well over with the peel of the apples to prevent it burning, and bake in a quick oven about three-quarters of an hour. When done, remove the peel, turn it out on a dish, sprinkle with white sugar, and serve at once.

APPLE SOUFFLE PUDDING.

Six or seven fine juicy apples, one cup fine breadcrumbs, four eggs, one cup of sugar, two tablespoonfuls butter, nutmeg, and a little grated lemon peel.

Pare, core, and slice the apples, and stew in a covered double saucepan, without a drop of water, until they are tender. Mash to a smooth pulp, and while hot, stir in the butter and sugar. Let it get quite cold, and whip in, first the yolks of the eggs, then the whites—beaten very stiff—alternately with the breadcrumbs. Flavor, beat quickly three minutes, until all the ingredients are reduced to a creamy batter, and bake in a buttered dish, in a moderate oven. It will take about an hour to cook it properly. Keep it covered until ten minutes before you take it out. This will retain the juices and prevent the formation of a crust on the top.

APPLE FRITTERS.

Apples. For a batter: One-half pound flour, one ounce butter, one-half teaspoonful of salt, two eggs—whites and yolks beaten separately, milk enough to make it tolerably thin.

Prepare some apples, as for a pie, or mince them if preferred; add these to the batter, and drop a large tablespoonful at a time into a pan of boiling lard or clarified dripping; fry till of a light brown, turning when required. When done, lay them on a sheet of blotting-paper before the fire to absorb the grease, then dish them, piled high, one above the other, and strewed with sifted sugar. They should be served as hot as possible.

SWISS APPLE PUDDING.

Apples, breadcrumbs, moist sugar, butter.

Prepare the apples as for a pie, and put a layer of them in a buttered dish; cover with breadcrumbs, and a little sugar, and a few small pieces of butter. Repeat this until the dish is full, and bake till well browned. When finished, turn it out of the dish and sprinkle with white sugar.

AGRA PUDDING.

Four eggs, one pint and a half of milk, one tablespoonful of sugar, vanilla to taste, bread-and-butter, marmalade, and one pint of boiled custard.

Cut thin slices of bread-and-butter, and spread them with the marmalade. Fit them neatly into a buttered pie-dish until it is half full; then pour over them gradually a hot custard made of the milk heated almost to boiling, then taken off the fire, and the beaten eggs and sugar stirred in with the flavoring. Place a small plate on the top to prevent the bread from rising, and let it soak for half an hour. Grate a little nutmeg on the top, and bake, and when done turn it out of the dish, and pour over it a pint of boiled custard. This pudding is very good, either hot or cold, especially so if French bread can be used.

A plainer pudding may be made by omitting two of the eggs and the boiled custard, but in that case it should be sent to table in the dish in which it is baked. Both are very good.

ARROWROOT CHARLOTTE.

Two tablespoonfuls of flour, three tablespoonfuls of arrowroot, one quart of milk, flavored with vanilla, three or four stale sponge cakes.

Line a mould with the sponge cakes, cut thin, and sprinkle with sherry. Mix the flour and arrowroot with enough cold milk to make it smooth. Put the remainder of the milk into a saucepan and stir in the mixture just before it boils; boil a few minutes, stirring all the time, then pour it boiling into the mould. Stand it aside till quite cold, turn it out of the mould and spread it with jelly or jam.

ARROWROOT CREAMS.

One ounce of arrowroot, three ounces powdered sugar, the yolk of one egg, one quart of milk, a little lemon-peel and cinnamon.

Mix the arrowroot with a little of the milk to a smooth paste and add to it the egg. Boil the remainder of the milk with the sugar and flavoring, and pour it boiling hot on the arrowroot, keeping it well stirred till nearly cold, when it may be set aside in custard glasses.

AUSTRIAN PUDDING.

One pound of flour, a pinch of salt, one large teaspoonful of baking powder, one-quarter pound finely chopped suet, one tablespoonful of sugar, one breakfastcup of milk, one breakfastcup of treacle.

Mix the dry ingredients together, then warm the milk, stir it into the treacle, and add it to the pudding. Mix well and boil in a well-buttered basin for three hours.

BREAD FRITTERS.

One pint milk, one egg, one-quarter pound flour, bread, jam. Make a batter with the milk, egg, and flour. Cut some slices of bread rather thin, in squares or three-cornered pieces, spread half of them with jam and cover with the other slices; dip them into the batter, and fry in boiling lard till of a light brown color. Serve very hot, piled on a dish, and sprinkled with white sugar.

BREAD-AND-BUTTER PUDDING (BOILED).

Four eggs well beaten, one ounce of lump sugar, one-quarter pound of currants, one quarter of a teaspoonful of salt.

Butter a basin well, put in a sprinkle of currants all round, then a layer of bread-and-butter, and so on, until the basin or mould be nearly full, then add to the eggs a quart of milk with the sugar. Boil for an hour and a half gently.

BETSY PUDDING.

One pint of milk, three ounces breadcrumbs, one egg, one tablespoonful of white sugar, jam.

Spread a good layer of jam in the bottom of a pie-dish. Pour the milk nearly boiling on to the breadcrumbs; when cool stir in the egg, which should be beaten; pour this gently on the preserve; grate a little nutmeg over the top, and bake for half an hour.

BACHELOR'S PUDDING.

One egg, with its weight in minced apple, flour, sugar, currants, breadcrumbs, suet.

Mix these with the egg and add a little milk. Boil in a mould from one and a half to two hours.

CARROT PUDDING.

One-quarter pound grated currants, one-quarter pound breadcrumbs, one-quarter pound suet, one-quarter pound flour, one-quarter pound currants or sultanas, one large tablespoonful of treacle, one-quarter of the rind of a lemon grated.

Mix well together with a little milk, and boil in a basin, or mould, for an hour and a half.

SPONGE PUDDING.

One ounce of butter, one ounce of sugar, one ounce of flour, half pint of milk, three eggs. Scald the milk, and put the butter, sugar, flour, and yolks of eggs into it. Beat the whites stiff and stir in. Bake in a pan set in another pan of

wat
onc
cup

cup
bak.
Ste
(bu
add
lem

pou
thro
nut
beat
hou

salt
beat
dri
hot
roas
serv

half
rais
Ste

Tw

water, for about half an hour. Sauce.—One cup of sugar, one-half cup of butter, one-half cup boiling water, one-half cup wine and a little nutmeg.

FRUIT PUDDING.

One cup molasses, one cup milk, one cut shred suet, one cup raisins, half cup currants, two and a half cups flour, baking powder, salt, and any spice or flavoring preferred. Steam two hours in buttered mould. Serve with hard sauce (butter and sugar creamed together and hot water sparingly added to thin to desired consistency), flavored with vanilla or lemon. This is a good, easy pudding to make.—Ed.

SUET PUDDING.

Three-quarters of a pound of fine shred suet, one-half pound chopped and stoned raisins (weigh after stoning), three tablespoons moist sugar, three tablespoons flour, a little nutmeg and salt, three yolks and two whites of eggs, well beaten, a teaspoonful of baking powder. Boil for four hours or steam in basin.

YORKSHIRE PUDDING.

Pint new milk, two eggs, five tablespoons flour, pinch of salt. Stir milk and flour to batter, put in salt, add well beaten eggs. Have a shallow tin pan with lots of melted dripping boiling hot. Pour in batter, bake half an hour in hot oven. English cooks set the cooked pudding under the roast and allow it to catch some of the dripping just before serving.

CHEAP PLUM PUDDING.

Two cups of flour, one teaspoon of baking powder, one-half teaspoon of cinnamon, one-half cup of suet, one-half cup raisins, one egg, one-half cup molasses, one-half cup of milk. Steam three hours.

CARAMEL PUDDING CUSTARD.

Six yolks of eggs, two ounces sugar, half pint of cream. Two ounces castor sugar, and enough water to moisten

sugar. Put sugar and water into a mould and cook until sugar is of a dark color; allow it to run all over the mould; dip in cold water to set it; then pour in your custard; put into a saucepan with boiling water half way up the mould; cook about twenty minutes; cover mould with a buttered paper, and put cover on saucepan while the custard is steaming.

SMOTHERED FIG PUDDING.

Three cups rich milk, one cup sugar, two eggs well beaten, a bit of butter size of an egg, two tablespoons corn-starch dissolved in a little cold milk. Cook in a double boiler, stirring constantly. Flavor, vanilla. Place a layer of finely cut up figs, then a layer of custard, and so on till dish is full. Set away till cool. Put whipped cream on top and serve. Preserved ginger used instead of the figs is also good.

PRUNE PUDDING.

One pound prunes, stew and remove the pits; whites of four eggs beaten very stiff, and three tablespoons white sugar. Put sugar and whites of eggs together; add prunes. Bake one-half hour. Serve with cream.

ADA FORD'S PUDDING.

Half a cup of melted butter, three-quarters of a cup of sugar, a good half cup of milk, two eggs, a teacup and three-quarters full of flour, a teaspoon and a half of baking powder. Butter a mould, cover the bottom with jam, fill with batter, and steam one hour and a quarter. Serve with sauce.

'XMAS PUDDING.

One pound suet, one pound currants, one pound raisins, one pound sultanas, one pound grated bread-crumbs, one pound moist sugar, one-half pound citron, one-quarter pound orange and lemon each, one-half pound flour (browned), one-half pint milk, one nutmeg. Mix well and boil five hours. Excellent.

7
mola
baki
boil

I
spoo
and
slow
servi

r
spoo
larg
one
one-
melt
two

"GI

(
of f
two
of c
oun
pres
grat
very
blar
brar
past
ful,
mill
beer

GRAHAM FLOUR PUDDING.

Two cups Graham flour, one cup sweet milk, one cup of molasses, one cup of currants or raisins, one teaspoonful baking powder, one teaspoonful of salt. Put in a shape and boil or steam for three hours. Serve with foam sauce.

FOAM SAUCE.

Half cup butter, one cup white sugar, one egg, six tablespoonfuls of milk, one wineglass of brandy. Beat the butter and sugar to a froth; add yolk of egg and milk. Set on a slow fire; add brandy and white of egg well beaten just before serving.

PLAIN GINGER PUDDING.

Three-quarters cup suet, two cups flour, one-half teaspoonful salt, three large tablespoons brown sugar, three large tablespoons molasses, two teaspoons baking powder, one large teaspoon ground ginger, a small grating of nutmeg, one-half cup sweet milk, one-half cup cold water. Line a melon mould with raisins, pour in the batter, and steam for two and one-half hours.

"GLENEDYTH" 'XMAS PUDDING (Most Excellent).

One and one-half pounds bread crumbs, one-half pound of flour, two pounds well clarified and finely shredded suet, two pounds of raisins, stoned, washed and dried, two pounds of currants similarly prepared, two pounds of sugar, two ounces of candied peel, two ounces of citron, two ounces of preserved ginger, finely chopped; two small nutmegs finely grated, two limes, the juice of good sized ones, the rind very finely minced; one teaspoonful of salt, two ounces sweet blanched almonds sliced, eighteen eggs, one claret glass of brandy, one sherry glass of maraschino. Mix all to a stiff paste, moistening with a little milk if necessary, but be careful, for milk will make the pudding heavy. The eggs and milk should be stirred into the ingredients after they have been thoroughly mixed together, and last of all the brandy

and liqueur. This pudding will take ten hours to boil, and is large enough for a party of sixteen.

Sauce.—Put ten yolks of eggs in a stew-pan, four ounces of sugar, one pint of milk. Stir over the fire in a “*bain marie*” (double boiler) till a rich custard has been formed; add a claret glass of Noyeau; strain the sauce and serve hot. Instead of Noyeau three-quarters of a pint of Madeira may be used.

SPONGE PUDDING.

One and one-half tablespoon butter, four tablespoons flour, five tablespoons white sugar, six eggs, one pint sweet milk. The whites and yolks beaten separately. Boil the sugar, flour and one pint of sweet milk together, then take off the fire and stir in butter. When cool add the eggs well beaten. Bake one hour in a pan of water.

Sauce for above.—Half pint wine and water, one cup sugar, one-half cup butter, one teaspoon flour, one egg, flavor with nutmeg.

BRENTWOOD PUDDING.

Three ounces of bread-crumbs, three ounces of butter, three ounces of sugar, yolks of three eggs, juice of two lemons and grated rind of one lemon. Line the dish with pastry, put a layer of jam at the bottom, over which pour the above mixture. Bake forty minutes. When it has been in the oven thirty minutes pour over it the whites of the eggs beaten to a stiff froth.

MAY'S PUDDING.

One quart of boiling water, juice of one large lemon, four tablespoonfuls of cornstarch, two eggs, two cups of sugar. Mix the cornstarch with a little cold water, add the lemon-juice. Have the water boiling on the fire; put in the sugar and stir in the cornstarch. When it has well thickened add the whites of the eggs beaten very stiff. Stir well and pour into a mould. The yolks of the eggs can be used to make a custard, with one pint of milk and one small tablespoonful of cornstarch; sugar to taste. Serve cold.

RAISIN PUFF.

Two eggs, one-third cup of butter, two cups of flour, in which sift three teaspoonfuls baking powder; two tablespoons of white sugar, one cup of raisins chopped very fine, one teacup of sweet milk. Steam one hour in an ordinary brown bread steamer. Serve with whipped cream or cold sauce.:

BANANA PUDDING.

One-half box of Knox's gelatine, six small bananas, one cup of granulated sugar, a small cupful of preserved ginger chopped fine, a cupful of walnuts, also chopped fine, one pint of milk and half a pint of whipped cream. Soak the gelatine for fifteen minutes in a cupful of cold milk. Mash the bananas till smooth. Mix in the chopped ginger and walnuts, add the sugar. Pour the milk (boiling) on the gelatine, stir till dissolved, to which add the bananas, ginger, and walnuts. Set in a bowl in a can of crushed ice or cold water. Stir occasionally till the mixture begins to grow firm, then very gently fold in the whipped cream and pour into a mould which has been rubbed inside with sweet oil. When firm turn out and serve with whipped cream.

CUSTARD PUDDING.

Take five tablespoonfuls out of a quart of cream or rich milk, and mix them with two large spoonfuls of fine flour. Set the rest of the milk to boil, flavoring it with bitter almonds broken up. When it has boiled hard, take it off, strain it, and stir it in the cold milk and flour. Set it away to cool, and beat well eight yolks and four whites of eggs; add them to the milk, and stir in, at the last, a glass of brandy or white wine, a teaspoonful of powdered nutmeg, and half a cupful of sugar. Butter a large bowl or mould; pour in the mixture; tie a cloth tightly over it; put it into a pot of boiling water, and boil it two hours, replenishing the pot with hot water from a tea-kettle. When the pudding is done, let it get cool before you turn it out. Eat it with butter and sugar stirred together to a cream and flavored with lemon-juice or orange

RICE PUDDING (Fine).

Wash a teacupful of rice, and boil it in two teacupfuls of water; then add, while the rice is hot, three tablespoonfuls of butter, five tablespoonfuls of sugar, five eggs well-beaten, one tablespoonful of powdered nutmeg, a little salt, one glass of wine, a quarter of a pound of raisins, stoned and cut in halves, a quarter of a pound of Zante currants, a quarter of a pound of citron cut in slips, and one quart of cream; mix well, pour into buttered dish and bake an hour in a moderate oven.

RHUBARB, OR PIE-PLANT PUDDING.

Chop rhubarb pretty fine, put in a pudding-dish, and sprinkle sugar over it; make a batter of one cupful of sour milk, two eggs, a piece of butter the size of an egg, half a teaspoonful of soda, and enough flour to make batter about as thick as for cake. Spread it over the rhubarb, and bake till done. Turn out on a platter upside down, so that the rhubarb will be on top. Serve with sugar and cream.

PRESERVE DUMPLINGS.

Preserved peaches, plums, quinces, cherries or any other sweetmeat; make a light crust, and roll a small piece of moderate thickness and fill with the fruit in quantity to make the size of a peach dumpling; tie each one in a dumpling cloth, well floured inside, drop them into hot water, and boil for half an hour; when done, remove the cloth, send to table hot, and eat with cream.

FROZEN PUDDING.

One large pint of milk, scant half-cupful of flour, two cupfuls of sugar, two eggs, two tablespoonfuls of gelatine (soaked in water two hours), one quart cream, one pound of preserved fruit, four tablespoonfuls of sherry wine; soak fruit in brandy. Cook milk, flour, eggs, gelatine and one cupful of sugar. When cool add cream, wine, and the other cup of sugar, and freeze, then add fruit, and pack in bricks.

DESSERTS, CUSTARDS AND CREAMS.

The usual rule for custards is, eight eggs to a quart of milk; but a very good custard can be made of six, or even less, especially with the addition of a level tablespoonful of sifted flour, thoroughly blended in the sugar first, before adding the other ingredients. They may be baked, boiled or steamed, either in cups or one large dish. It improves custards to first boil the milk and then cool it before being used; also a little salt adds to the flavor. A very small lump of butter may also be added, if one wants something especially rich.

To make custards look and taste better, ducks' eggs should be used when obtainable; they add very much to the flavor and richness, and so many are not required as of ordinary eggs, four ducks' eggs to a pint of milk making a delicious custard. When desired extremely rich and good, cream should be substituted for the milk, and double the quantity of eggs used to those mentioned, omitting the whites.

When making boiled custard, set the dish containing the custard into another and larger dish, partly filled with boiling water, placed over the fire. Let the cream or milk come almost to a boil before adding the eggs or thickening, then stir it briskly one way every moment until smooth and well cooked; it must not boil or it will curdle.

To bake a custard, the fire should be moderate, and the dish well buttered.

Everything in baked custard depends upon the regularly heated slow oven. If made with nicety, it is the most delicate of all sweets; if cooked till it wheys, it is hardly eatable.

Frozen eggs can be made quite as good as fresh ones if used as soon as thawed soft. Drop them into boiling water, letting them remain until the water is cold.

They will be soft all through and beat up equal to those that have not been touched with the frost.

Eggs should always be thoroughly well-beaten, separately, the yolks first, then the sugar added; beat again, then add the beaten whites with the flavoring, then the cooled scalded milk. The lighter the eggs are beaten, the thicker and richer the custard.

Eggs should always be broken into a cup, the whites and yolks separated, and they should always be strained. Breaking the eggs thus, the bad ones may be easily rejected without spoiling the others, and so cause no waste.

A meringue, or frosting for the top, requires about a tablespoonful of fine sugar to the beaten white of one egg; to be placed on the top after the custard or pudding is baked; smoothed over with a broad-bladed knife dipped in cold water, and replaced in the oven to brown slightly.

SOFT CARAMEL CUSTARD.

One quart of milk, half a cupful of sugar, six eggs, half a teaspoonful of salt. Put the milk on to boil, reserving a cupful. Beat the eggs and add the cold milk to them. Stir the sugar in a small frying-pan until it becomes liquid and just begins to smoke. Stir it into the boiling milk; then add the beaten eggs and cold milk, and stir constantly until the mixture begins to thicken. Set away to cool. Serve in glasses.

RASPBERRY CREAM.

One-quarter pound white sugar, one-quarter pound raspberry jam, and the whites of four eggs beaten together for an hour.

A DAINTY DESSERT.

Line a glass bowl with slices of sponge cake or ladies' fingers, fill the bowl with sliced bananas; squeeze the juice and pulp from a quart of blackberries, sweeten it well, then pour it over the bananas; stand on ice until ice-cold, then cover with a deep layer of whipped cream and serve.

PRUNE SHAPE.

One and one-half pounds of best prunes (or figs), stew with a little sugar till quite tender. Strain the liquid from them and take out the stones; one six-ounce packet of gelatine, dissolved in one pint of cold water. Then add a small half-pint of boiling water mixed with juice of prunes; add one cup sugar and a few drops of ratafia. Place the prunes round the mould and pour liquid over. Let it stand till quite cold. Blanched almonds are an improvement.

AMBROSIA.

One pineapple chopped quite fine, one-half box strawberries, six bananas sliced and the slices quartered, six oranges sliced and the slices quartered; one lemon cut fine; sweeten to taste. Add one wineglassful sherry and set away until cold.

SALTED ALMONDS.

Two pounds almonds, three tablespoonfuls best olive oil, one tablespoonful fine salt. Blanch almonds, pour oil over them, adding salt. Let them stand for an hour or two, stirring frequently. Then place in a pan large enough for the almonds to rest on the surface, not being crowded one on another. Place in an oven sufficiently slow to allow twenty minutes for the nuts to brown nicely, and shake the pan frequently that they may color evenly.

APPLE CHARLOTTE.

Mix one pint stewed apples with one cup sugar; the grated rind and juice of one lemon; soak one-third of a box of gelatine in one-third of a cup of cold water twenty minutes; add one-third of a cup of boiling water to dissolve the gelatine; when cool add it to the apples. When beginning to stiffen, add the beaten whites of three eggs; pour into moulds lined with lady fingers. Serve with soft custard poured round the base of the charlotte.

STRAWBERRY MOULD.

Line a mould with nicely flavored lemon jelly. Then put in a layer of strawberries, freed from their stalks and cut in halves. Setting this layer with a little more jelly, have a smaller mould the same shape as the first; stand it in the centre of the larger mould (failing a mould use a small, round tin or jam pot), and fill up the outer circumference with alternate layers of the strawberries and lemon jelly. Place the mould on ice to set, and meanwhile whip half a pint of cream to a stiff froth, adding about one-quarter of an ounce of best leaf gelatine, dissolved in a very little water or milk, and very gradually add to this a cupful of strawberry pulp (obtained by mashing fruit through sieve), sweetened to taste. When the jelly is set, remove the inner mould by pouring a little warm water into it and lifting out as quickly as possible. Then fill up the space thus left with the whipped cream and strawberry pulp, and put the mould back on the ice for an hour or two, when it can be turned out and served with cream.

CHOCOLATE CREAM.

Grate finely six ounces Cadbury's chocolate; put it into a saucepan with one pint cream, six ounces castor sugar, and yolks of six eggs. Stir over fire until it thickens, run through hair sieve; add two ounces dissolved gelatine. Mix and fill mould and place on ice.

CHARLOTTE RUSSE.

One pint cream, one-quarter cup sugar, whites of two eggs, one teaspoonful granulated gelatine. Dissolve gelatine in as little boiling water as possible, whip cream and beat eggs very light; add all together and pour into mould lined with lady fingers.

ITALIAN CREAM.

For two moulds: Three cups of cream and one cup of milk whipped stiff; one box of gelatine sweetened to taste. Put the sugar with the gelatine when it is hot. Flavor with vanilla; stir till it thickens, then mould.

APPLE PORCUPINE.

Pare and core the apples. Make a syrup by boiling sugar and water in equal proportions. As soon as the fruit is pared, before it is discolored by standing, immerse it in the syrup and cook until it is easily pierced with a straw. Then draw the apples from the liquid and ornament the sides of each by piercing them with blanched almonds. Fill the cavities with jelly, preserved fruit or marmalade and serve hot or cold with cream. With the remaining syrup and the skins and cores, apple jelly may be made.

PINEAPPLE CREAM.

Four eggs, one-half pint milk, one-half pint double cream, three-quarters ounce of gelatine, three ounces sugar. Take the pineapple and trim well, cut in half, cut one-half in dice, the other half pound in a mortar and pass through a hair sieve. Whip the cream, add the juice of pine, also the dice of pine; dissolve the gelatine in a gill of the pineapple syrup, add sugar; when cold add cream, and pour it into a decorated mould and set on ice.

GATEAUX AUX PRUNES.

One pound prunes, three ounces sugar, three-quarters ounce gelatine, juice and rind of a lemon, one glass brandy, one pint of water, a few drops cochineal. Boil the prunes in the water and sugar until quite soft; then take them out and take the stones out, crack the kernels, add them with the brandy, lemon juice and peel, a little cochineal and the gelatine dissolved in a little water. Boil all for twenty minutes. Pour into a border mould. When set, turn out, and serve with whipped cream in the centre.

CREME A LA DUCHESSE.

A very rich custard, stiffened with one ounce gelatine and flavored with two ounces of powdered baked almonds and a gill of whipped cream. Stir into this some crystallized apricots and ginger cut up small; pour the mixture into a mould and pack in ice. Prepare some syrup, flavored with wine

colored with a little carmine; set in the ice till cold, when turned out.

SHERRY FLIP.

One pint cream, two dozen almonds, three glasses of sherry, juice of two lemons, sugar to taste. Blanch and chop the almonds and put them into a jug with the cream. In another jug put the sherry, lemon juice and enough sugar to sweeten the whole nicely. Pour rapidly from one jug to the other till the mixture is well frothed; then pour it into individual glasses. This is sufficient to fill twelve ordinary custard glasses.

CHOCOLATE CREAM.

One-eighth pound of Cowan's chocolate (made in Toronto), melted in just sufficient water, one pint of heated milk; yolks of four eggs, four large tablespoons sugar, stirred until creamy; turn into boiling milk and add the chocolate. It must not boil. Strong coffee, vanilla, may be used in the same way, as flavoring to the cream.

APPLES A LA PRINCESS MAUDE.

Peel one and a half pounds of good cooking apples, cut them up and cook them in three-quarters of a pint of water with four to six ounces of loaf sugar, according to the sweetness of the apples, and bay-leaves, and the finely cut peel of one lemon. When the apples are perfectly soft, dissolve with them three-quarters of an ounce of leaf gelatine and pass the whole through a sieve; divide the puree into two parts, and redden one of them with liquid carmine, and whiten the other with a little thick cream, and put them in separate saucepans to about a quarter of an inch thick, and let them set. Put the pans on broken ice if you have any. When the puree is set cut out in rounds with a plain cutter about the size of a shilling for ornamenting round the mould, and in leaf shapes for the bottom and in the centre of each of the rounds set a little round of angelica with a little liquid jelly. Line a plain round mould with lemon jelly to about one-eighth

of an inch thick; set the cut leaves of apple puree regularly on the bottom of the mould with the stock ends at the centre and the rounds regularly round the sides in alternate colors; fix these in their places with a little more of the lemon jelly and fill up the centre with the following cream, viz.: Separately dissolve the odds and ends of the cuttings of the puree with two tablespoonfuls of lemon jelly, and let them stand till somewhat cool; then add to each a quarter of a pint of thickly whipped cream and pour them into the mould in alternate layers and put to set on broken ice; when required turn out on a dish; place on the top a ball of stiffly whipped cream sweetened and flavored with vanilla essence, and lightly sprinkle with a little chopped pistachio nuts.

SPANISH CREAM.

One pint of new milk, one box of gelatine, half a pound of white sugar, four eggs, yolks and whites beaten separately; two teaspoonfuls of vanilla, scant half teaspoonful of ratafia. Soak gelatine in a little water till very soft. Boil the milk, stir in gelatine, then sugar, then the well beaten yolks; stir well, and let the mixture thicken; put in flavor and boil till the mixture separates, then take from the fire. Stir in the whites (previously beaten stiff); stir lightly together and pour into a mould. This quantity is sufficient for one quart.

MAPLE PARFAIT.

Beat the yolks of ten eggs very light, and add a large cupful of maple syrup. Put it over the fire, stir till it thickens, then take off and heat till cold. Add quickly a quart of cream beaten till it is perfectly stiff, and pour into a two-quart melon mould. Pack in ice and salt for five or six hours.

STRAWBERRY SHERBET.

One pint of berries, one pint of granulated sugar, one pint of water, juice of two lemons, one tablespoonful gelatine. Dissolve the gelatine in the water; add berries and sugar, and last of all the lemon juice. Stir lightly and freeze.

LEMON SHERBET.

One quart of fresh milk, three cups of sugar, three lemons. Grate a very little of the rind of one of the lemons, add the strained juice of all the lemons and the sugar to the milk and freeze at once.

CRANBERRY FRAPPE.

One quart of cranberries, one quart of water, boiled five or six minutes, strain through a coarse cheese cloth, add one pint of sugar and stir and boil until sugar is dissolved; when cold add juice of two lemons strained. Freeze to a mush, using equal parts of ice and salt. Serve in glass cups. To be eaten with turkey.

MUSCAT SHERBET.

Dissolve one cupful of sugar in one pint of boiling water, take from the fire and add one tablespoonful of gelatine which has been soaked until soft in half a cupful of water; add the juice of four lemons and the grated rind of one; let stand for half an hour, then strain. Add one cupful of sherry and three cupfuls of cold water and color green, remembering that freezing lessens all colors, and it is to be a pretty pale green when served. Turn into the freezer, when half frozen, add a meringue made by beating together the whites of two eggs and two teaspoonfuls of powdered sugar until stiff and glassy. Finish the freezing, pack and set away until serving time.

CAFE MOUSSE.

Mix well together one pint of thick cream, three tablespoonfuls of powdered sugar, one teaspoonful of vanilla and one-third of a cup of very strong coffee, chill thoroughly, then whip, setting the bowl in a pan of ice water. Take off the froth as it rises and lay on a sieve. When no more froth will rise turn the drowned whip carefully into a mould, cover lightly, binding the edges with a strip of muslin dipped in melted butter; bury in ice and salt as for freezing, let stand for two or three hours; wipe off the mould and turn out on a serving dish.

CHARLOTTE RUSSE.

One pint cream whipped light, one-half ounce gelatine dissolved in one-quarter pint of hot milk, whites of two eggs beaten stiff, one teacupful of icing sugar, flavor to taste. Fasten lady fingers with icing, mix cream, whites of eggs and sugar together, add gelatine last, a little at a time. Beat quickly with a spoon.

TRIFLE.

Any kind of stale cake sponge or pound cake preferred, four tablespoonfuls of wine (sherry), four tablespoonfuls of brandy, strawberry or raspberry jam, one quart of cream, one teaspoon of vanilla for cream, one-half teacupful of stoned raisins, one-half cup of chopped blanched almonds. In a dish put first a layer of cake, then a little brandy, then jam, then cake, wine, raisins and nuts, also a little cream whipped; begin again as before, then add a few macaroons and make a wall of lady fingers. After all the cake, wine and raisins are used, over the top put plenty of whipped cream (stiff). It takes almost two ten-cent sponge cakes and one dozen lady fingers spilt in halves and a few macaroons, about half a pound. This recipe makes enough trifle for about twenty people.

PINEAPPLE CREAM.

Whip one pint of cream to a stiff froth, add a large cup of sugar (sop), one-half box gelatine soaked in a cup of milk for one hour; a tiny pinch of salt is an improvement. Scrape one pineapple with a silver fork until it is in fine shreds, and add it to the cream (or one can of pineapple). Set mould on ice to stiffen.

ICE CREAM.

Put one quart milk on to boil, dissolve two tablespoons cornstarch in two tablespoons of cold milk, stir into boiling milk; cook five minutes, strain, add two cups sugar, flavor to taste. When perfectly cold, freeze. An excellent recipe that never fails.

LEMON WATER ICE, OR ORANGE.

Four large juicy lemons, one quart water, one orange, one and one-quarter pounds sugar. Put sugar and water on to boil; chip yellow rind from three lemons and the orange, add to the syrup; boil five minutes and stand to cool; squeeze juice from lemons and orange; add to cold syrup, strain and freeze. Just before removing dash, add white of one egg beaten very stiff with one tablespoon sugar, to make white and frothy. Have used this a dozen times.

CUSTARD SOUFFLE.

Rub two scant tablespoonfuls of butter to a cream, add two tablespoonfuls flour, and pour on gradually one cup of hot milk. Cook eight minutes in double boiler, stirring often. Separate yolks and whites of four eggs, and put whites on ice. Beat yolks, add two tablespoonfuls sugar, and add to the milk, and set away to cool. Half an hour before serving beat the whites stiff, and cut them in lightly. Bake in buttered pudding dish in moderate oven thirty minutes, and serve at once with creamy sauce.

CARAMEL CUSTARD.

One-half cup sugar, two tablespoonfuls water, one quart milk, six eggs, one-half teaspoonful salt, one teaspoonful vanilla. Put sugar in pan, and stir until it melts and is light brown; add the water, and stir into the warm milk. Beat eggs lightly, add salt and vanilla and part of the milk. Strain into the remainder of the milk, and pour into a buttered two-quart mould. Set the mould in a pan of warm water, and bake from thirty to forty minutes, or till firm. Serve with cream and fruit sugar.

STONE CREAM.

Put some preserve, strawberry, raspberry or peach, into a glass dish with three large tablespoonfuls of lemon juice on the top, then boil a pint of cream with three-quarters of an ounce of isinglass dissolved in a very little warm milk; add wine and loaf sugar; when new milk warm, keep moving it

round on the sweetmeats on the dish; it is best made the day before it is wanted. When quite cold cut some blanched almonds lengthwise and stick them all over it.

LEMON TRIFLE.

Two lemons, juice of both, and grated rind of one. One cup sherry, one large cup sugar, one pint cream, well sweetened and whipped stiff, a little nutmeg. Strain the lemon juice over the sugar and grated peel, and let them lie together two hours before adding the wine and nutmeg. Strain again and whip gradually into the frothed cream. Serve in jelly glasses. It should be eaten soon after it is made.

FIG TRIFLE.

Six figs, three ounces shelled walnuts, one-quarter pint of cream, one glass of liqueur and one dessertspoonful of sugar. Cut the figs with a sharp knife into fine dice, chop the walnuts coarsely, whip the cream, sweeten with sugar to taste, then lightly stir in the figs and walnuts; flavor with the liqueur and serve in custard glasses.

WATER ICE (LEMON).

One quart of water boiled with pared rind of two lemons (avoiding white part), two and one-half cups sugar or more (very sweet), one tablespoon (not heaping) of cornstarch. juice of five lemons. Strain and freeze; should stand one hour before using.

APPLE SNOW.

Pare, core and slice six or eight tart, juicy apples; stew them in a little water until soft enough to press through a colander; sweeten to suit the taste and turn into a deep glass dish; let the apples get cold and then cover with a soft custard made with a pint of milk, the yolks of three eggs and sugar to sweeten. Flavor with lemon or orange, and when cold pour over the apples. Whip the whites to a stiff froth with three heaping tablespoons of powdered sugar and heap lightly over the custard.

MAPLE MOUND.

One cup of maple syrup, one pint of cream, yolks of four eggs. Boil syrup five minutes; remove from stove and add beaten yolks of eggs; when cold stir in cream, which has been whipped. Pour into mould and pack in ice and salt for three hours.

TRIFLE.

Sponge cake, soaked in sherry wine; chopped figs and a pint of almond custard, large cup of strawberry jam, one pint of cream, whipped, for top.

GINGER CREAM.

Cut four ounces of prepared ginger in dice; put one ounce of gelatine into a saucepan with a pint of milk and four tablespoonfuls of sugar. Let it boil slowly, stirring all the time till the gelatine is dissolved, then add ginger. When cool add one pint of whipped cream. Pour in dampened mould to form.

PINEAPPLE CREAM.

One can of pineapple (grated), three ounces of loaf sugar, half a pint of water, three-quarters of an ounce of gelatine, one and a half pints of cream. Drain syrup from pineapple and put in half a pint of water and sugar in sauce-pan. When dissolved add fruit, boiling ten minutes, then add gelatine and boil ten minutes longer. When entirely cold add the cream, well whipped, and pour in moulds.

RUSSIAN CREAM.

One box of gelatine put in cup of milk to dissolve, one and a half pints of milk, three-quarters of a cup of sugar; add yolks of four eggs, and cook. Remove from stove and add whites of eggs. Pour in mould to cool.

SOUFFLE.

Two ounces butter, two and a half ounces flour, four yolks of eggs, six whites of eggs, one teaspoon vanilla essence, two

ounces grated chocolate, two ounces sugar, one gill of cream. Melt butter and flour, then add cream; cook two minutes; add chocolate and stir till melted. Remove from fire and let cool, then add yolks and, just before steaming, add whites stiffly beaten; fold them in gently; steam one hour and a half. Steam in mould placed in saucepan of hot water; let water come half way up mould; put mould in bottom of saucepan and cover with a greased paper, and then cover saucepan. Do not let water boil.

SAUCE.

Three eggs, three ounces sugar, half pint of whipped cream measured after being whipped, half glass of chartreuse; whip eggs and sugar over boiling water for ten minutes; then remove and whip until cold, then add cream and chartreuse.

LEMON SHERBET.

Six lemons, four eggs (the whites), two pints sugar. Make a thick syrup of one pint sugar and about one pint water; when cold, thin with the juice of six lemons, and water enough to make it a rich lemonade. When it is half frozen add boiled icing, made as follows: One pint sugar moistened with water, and boiled until it is a soft candy; whilst hot add the stiff beaten whites of four eggs. Flavor with vanilla and a little citric acid or cream tartar, and beat hard until thick and smooth, and add to the half frozen lemonade.

APPLE SPONGE.

One pound apples, one-half ounce gelatine, one pound white sugar, one-half pint boiling water, juice of two lemons, rind of one. Boil the water and sugar in a saucepan until dissolved. Peel and slice the apples thinly, and add to the syrup, and stew until tender. Add gelatine, and strain all through a sieve; add lemon juice and rind and beat until cool. Beat the whites of three eggs stiffly and add to the mixture, and beat all until cold. Put into a mould; serve with custard.

COMPOTE OF CHESTNUTS (FRANCATELLI).

Fifty chestnuts, one quart milk and water, twelve ounces sugar, three oranges quartered and soaked in maraschino, one-half pint whipped cream. Remove husks and skin from the chestnuts, and boil gently in the milk and water until like floury potatoes, and strain them. Boil the sugar until it purls on the surface and flavor with vanilla bean; add the chestnuts and work all together vigorously, and rub through a potato masher on to a dish. Pile up whipped cream in the centre of a dish, and gently strew the chestnuts on top of the cream in a conical form; garnish with orange quarters at the base of the cream and nuts.

PRINCE OF WALES DESSERT.

Take sponge cakes, stale preferred; dip in sherry or syrup and line a mould with them. Take three-quarters pound cornflour, one ounce arrowroot, and mix together; add one pint boiling milk and cook a few minutes; add one teaspoon vanilla and pour this into the lined basin. When cold turn out. Put a large spoonful of red currant jelly on the top, and sprinkle well with chopped pistachio nuts. This may be varied by putting the cakes soaked in raspberry juice or wine in a glass dish; fill as above over the top of this. When cold spread whipped cream; decorate with cherries and chopped citron peel. Serve very cold and in the glass dish in which it was made. The latter looks very pretty when complete.

CAMEL CUSTARD.

One quart milk, yolks two eggs, one cup white sugar, two tablespoons cornstarch, one-half large cup of caramel. Stir all together carefully, cooking in a double boiler. Serve cold, with whipped cream.

To Make the Caramel.—Two cups white sugar, one-half cup water. Put on a hot fire in a frying-pan, and stir constantly until it burns a dark brown color and becomes liquid. Remove from the fire and add one-half large cup of boiling water. Set away when cool in a jar for use. Will keep for weeks.

PHILADELPHIA ICE CREAM.

One quart of cream, one small cup of sugar, one tablespoonful of vanilla. Mix sugar and flavoring with cream. When the sugar is dissolved strain into the freezer.

SPANISH CREAM.

Dissolve one box of gelatine on top of kettle, boil one and a half pints of milk; add gelatine, stirring it in quickly, then add yolks of three eggs, beaten with three tablespoonfuls of sugar. When well scalded take off the fire and stir the whites in, well beaten; flavor to taste and put into mould.

BURNT CREAM.

Boil one quart of milk, stir in four tablespoonfuls of corn-starch, add a few broken walnuts. Put in a saucepan one pound of brown sugar, let it brown as dark as possible, then add the milk; after the milk is thick beat well together and turn into a mould. Decorate with half walnuts around, or solitaire moulds with a half walnut on top, whipped cream around dish.

APPLE CHARLOTTE.

Half a pound of bread-crumbs, one pound apples, two ounces of chopped suet, quarter of a pound of brown sugar, one grated rind of lemon. Butter a pie dish and sprinkle it with sugar. Mix suet and bread-crumbs together, put a layer of apple in small pieces, sugar and rind of lemon, then suet and crumbs; repeat until dish is full. Bake thirty or forty minutes. Turn out.

GINGER CREAM.

Make a custard of a gill of milk, one ounce of sugar, the beaten yolks of three eggs. Stir in a double boiler until thick, let it cool, then add one gill of the syrup from the jar of preserved ginger, and two ounces of the ginger cut up; add three-quarters ounce, full weight, of gelatine melted in as

little water as possible. Last of all add one-half pint of whipped cream. Mix gently until well blended, pour into a mould and set on ice.

RICH CHOCOLATE TORTE (GERMAN).

One-half pound Cowan's chocolate (made in Toronto), one-half pound pounded almonds, one-half pound sugar, yolks of seven eggs, very well beaten with the sugar; add the whites thoroughly beaten, last. Butter a flat shallow pan with unsalted butter, and sift in finely rolled cracker or bread crumbs. Pour in the mixture and cook half an hour in a moderate oven. Must be cut while hot into cubes. Will keep well for weeks.

PASTRY, PIES AND TARTS.

GENERAL REMARKS.

Use the very best materials in making pastry; the shortening should be fresh, sweet, and hard; the water cold (ice water is best), the paste rolled on a cold board, and all handled as little as possible.

When the crust is made, it makes it much more flaky and puff much more to put it in a dish covered with a cloth, and set in a very cold place for half an hour, or even an hour; in summer, it could be placed in the ice box.

A great improvement is made in pie-crust by the addition of about a heaping teaspoonful of baking-powder to a quart of flour, also brushing the paste as often as rolled out, and the pieces of butter placed thereon, with the white of an egg, assist it to rise in leaves or flakes. As this is the great beauty of puff-paste, it is as well to try this method.

If currants are to be used in pies, they should be carefully picked over, and washed in several waters, dried in a towel, and dredged with flour before they are suitable for use.

Raisins, and all dried fruits for pies and cakes, should be seeded, stoned, and dredged with flour, before using.

Almonds should be blanched by pouring boiling water upon them, and then slipping the skin off with the fingers. In pounding them, always add a little rose or orange water, with fine sugar, to prevent their becoming oily.

Great care is requisite in heating an oven for baking pastry. If you can hold your hand in the heated oven while you count twenty, the oven has just the proper temperature, and it should be kept at this temperature as long as the pastry is in; this heat will bake to a light brown, and will give the pastry a fresh and flaky appearance. If you suffer the heat to abate,

the under crust will become heavy and clammy, and the upper crust will fall in.

Another good way to ascertain when the oven is heated to the proper degree for puff-paste: put a small piece of the paste in previous to baking the whole, and then the heat can thus be judged of.

Pie-crust can be kept a week, and the last be better than the first, if put in a tightly covered dish, and set in the ice-chest in summer, and in a cool place in winter, and thus you can make a fresh pie every day with little trouble.

In baking custard, pumpkin or squash pies, it is well, in order that the mixture may not be absorbed by the paste, to first partly bake the paste before adding it, and when stewed fruit is used the filling should be perfectly cool when put in, or it will make the bottom crust sodden.

PLAIN PASTRY FOR PIES.

One quart of flour, one cupful of butter, one cupful of cold water, one teaspoonful of salt, or use one-half butter and one-half lard or cottolene. This quantity gives enough for three or four pies. Cottolene makes good pastry. The shortening may be mixed, but the flavor is better where butter alone is used. The richness of pastry depends upon the amount of shortening used.

Sift the salt and flour together, reserving a little flour for the board. With a knife, cut the butter into the flour. Add the water a little at a time, and mix it in lightly with the knife; turn it on to the board, and roll it twice—that is, after it is rolled out once, fold it together and roll it again. If the paste is wanted richer for the top crust, put bits of butter over the paste when rolled; fold and roll it again several times. Fold the paste, and put it in the ice-box for an hour before using, keeping it covered. In making pastry everything should be cold, the handling light, and the hands used as little as possible. Paste will keep several days in a cool place, but should be rolled in a napkin, so it will not dry and form a crust.

To Put a Pie Together.—Roll the paste one-eighth inch thick, and a little larger than the tin. Dust the pan with flour; place the paste on it, letting it shrink all it will. Lift

it from the sides to fit into place, and press it as little as possible. Cut a narrow strip of paste, and lay around the edge; moisten it so it will stick. Brush the top of the bottom crust with white of egg, so the filling will not soak in and make it heavy. Put in the filling, and cover with another sheet of pastry. Moisten the top of the strip of pastry so the top crust will adhere to it; this gives three layers around the edge. Trim and press them lightly together. Cut several slits in the top crust to let the steam escape in cooking.

A thin piece of paste cut into fancy shape can be placed in the centre for ornament if desired.

PASTRY FOR TARTS OR OPEN PIES.

Two cupfuls of flour, three-quarters cupful of butter, one-half teaspoonful salt, one tablespoonful of sugar, yolks of two eggs, water. Sift the flour, salt, and sugar together. Cut in the butter as directed above. Mix in the beaten yolks, then enough water to make a paste which is not very stiff; roll it two or three times, then wrap it in a cloth, or cover it closely, and put it in the ice-box for an hour. This gives enough paste for four small tarts.

FOR ICING PASTRY.

To ice pastry, which is the usual method adopted for fruit tarts and sweet dishes of pastry, put the white of an egg on a plate, and with the blade of a knife beat to a stiff froth. When the pastry is nearly baked, brush it over with this, and sift over some pounded sugar; put it back into the oven to set the glaze, and in a few minutes it will be done. Great care should be taken that the paste does not catch or burn in the oven, which it is very liable to do after the icing is laid on.

Or make a meringue by adding a tablespoonful of white sugar to the beaten white of one egg. Spread over the top, and slightly brown in the oven.

LEMON PIE AND TARTS.

Two lemons, two eggs, two tablespoonfuls cornstarch, two cups sugar (not too full), one and one-quarter cups of water, butter the size of an egg. Grate the rind and squeeze

the juice of the lemons; beat eggs light and melt the butter. Mix all together. Make a puff paste and line the tins with the pastry. Brush over with the white of an egg and fill with the lemon mixture and bake.

MINCE MEAT FOR PIES.

Five pounds of beef, three pounds of suet, three pounds of raisins, three pounds of currants, one-half peck apples, one pint brandy, one tablespoon salt, two pounds sugar, one dessertspoon of cinnamon, one dessertspoon of allspice, one dessertspoon of ginger, one dessertspoon of cloves, four nutmegs grated, one cup of molasses, one cup of beef liquor.

SWEET POTATO CUSTARD PIE.

One pint of mashed sweet potato, one teacup of sweet milk, yolks of four eggs. Cream a teacup of sugar and butter together, mix with potatoes, flavor with nutmeg or cinnamon. Beat the whites to a stiff froth and stir in, pour in piepan lined with crust and bake quickly.

LEMON FILLING FOR TARTS, CAKES, ETC.

One cup granulated sugar, one egg, grated rind and juice of one lemon, one cup boiling water, one dessertspoonful cornstarch. Beat sugar and egg to a cream, add rind and juice of lemon, previously prepared, also cornstarch, and blend thoroughly. Then pour in slowly cup of water, which must be boiling. Put on the fire in a double saucepan and allow it to simmer for ten minutes. The filling is then ready for use. Orange may be used instead of lemon.

LEMON PIE.

One lemon grated, one and one-half tablespoons cornstarch, three-quarters cup of white sugar, butter the size of walnut, one cup of hot water, yolks of two eggs. Cook in double boiler, let it cool a little, then put in yolks last, after the other ingredients are well cooked. To prepare the lemon, grate off the outside, taking care to get only the yellow (the

white is bitter), then squeeze out the juice. Bake your pie crust first, then add lemon filling; keep the whites for the meringue. Whip up the whites stiff, add a little pulverized sugar, then spread on top of pie, and put in the oven for a few minutes.

PANCAKES.

Two cups sour milk, two teaspoonfuls soda, one teaspoonful salt, two eggs. Mix all together and beat; then take out a cupful and mix your flour in. Mix them thicker than you want them, then thin the mixture with the cupful taken out. Make batter quite thin.

PIE CRUST.

Three cups flour sifted with two teaspoonfuls baking powder, one teaspoonful of salt, two cups of lard, one cup water.

CREAM PIE.

One cup sweet milk, one small cup of sugar, yolks of three eggs, butter size of an egg, one tablespoon flour. Boil until it thickens, stirring constantly. Then fill the shell (which has previously been baked) with the mixture, and ice with the whites of eggs. Place in oven a few minutes until icing begins to brown.

OLD COUNTRY MINCE MEAT.

Two pounds raisins, three pounds currants, one and one-half pounds lean chopped beef, three pounds chopped beef suet, two pounds moist, brown sugar, six ounces mixed candied peel, one small nutmeg, two pounds apples, the rind of two lemons, and juice of one, one-half pint of brandy. Stone the raisins and chop; wash the currants and dry; slice the peel thinly, grate the nutmeg, pare, core, and mince the apples, peel lemon and strain the juice. Get all your dry ingredients, including of course the beef (uncooked) and suet, well mixed; add the lemon juice and brandy last, and press the mixture into a jar that will exclude the air. Set away for a fortnight before using.

MARTHA WASHINGTON PIE.

Four ounces of blanched almonds, pounded in a mortar with two ounces of powdered sugar, adding gradually one raw egg. When well pounded add two ounces more of sugar, two ounces of melted butter, half a gill of rum, half a saltspoon of ground cinnamon, six drops of orange flower water and break in another egg. Pound for five minutes and add two ounces of well pounded macaroons. Line a pie plate with good paste, pour in the preparation and bake; decorate with candied fruits.

TARTS.

(Apricot, Plum, Apple, Berry.)

Roll the paste one-eighth of an inch thick, lay it on a deep pie-dish; let it shrink all it will, and use as little pressure as possible in fitting it to the tin. Cut the paste an inch larger than the dish, and fold it under, giving a high twisted edge. Prick the paste on the bottom in several places with a fork. Lay over it a thin paper, and fill the tart with rice, dried peas, beans, cornmeal, or any dry material convenient. Brush the edge with egg, and bake it in a moderate oven. When done remove the rice, or other filling, and the paper. Brush the bottom with white of egg. This will insure a dry under crust. If apricots or peaches are to be used, peel and cut them in halves, lay them evenly over the tart with the centre side up.

Place the half of a blanched almond in each one to represent the pit. Put the juice of the fruit into a saucepan on the fire; if there is no juice use a cupful of water. Sweeten to taste, and when it boils add to each cupful of juice one teaspoonful of arrowroot dissolved in a little cold water, and let it cook until clear; then pour it around the fruit, but not over it, as the fruit should lie on top and show its form. Place in the oven only long enough to cook the fruit tender. If canned fruit is used, cook the juice and arrowroot until a little thickened and clear; then pour it around the fruit, and let cool. It will not need to be put in the oven.

When plums or cherries are used, remove the pits carefully, and place the fruit close together, with the whole side up. For apple tarts, cut the apples in even quarters or

eighths; stew them in sweetened water, with a little lemon juice added, until tender. Lay them overlapping in even rows or circles in the tart. To a cupful of water in which the apples were stewed add a teaspoonful of arrowroot, and cook until clear; pour it over the apples, sprinkle with sugar, nutmeg, and cinnamon. With berries, the fruit may be stewed or not before being placed in the tart; then strips of paste are laid across it, like lattice-work, and the paste brushed with egg. Bake long enough to cook the fruit and the strips of paste. When cold place a fresh berry on each piece of crust where it crosses; or place a drop of meringue on the crusts, and the berries in the openings.

The California canned fruits make very good pies. One can of fruit will make two pies. Tart-rings are better to use than pie-tins, as the sides are straight. Place them on a baking-sheet, or tin, before lining them with pastry.

ORANGE PIE.

Juice and grated yellow rind of one orange, two-thirds cupful of milk, three eggs, one cupful of granulated sugar, one tablespoonful of flour, one-half saltspoonful of salt. Beat the yolks and the sugar together; add the flour, the milk, and the grated rind and juice of the orange. Place it on the fire in a double boiler, and stir until it is a little thickened; then pour it into an open or tart pie, and bake thirty minutes. The crust of the pie should be brushed with white of egg before adding the thickened mixture. The tart crust may be first baked, as directed above, if preferred. Cover the top with meringue made with the whites of the eggs and sweetened with three tablespoonfuls of sugar. Pile it on irregularly, or press it through a pastry-bag into fancy shapes. Place it in the oven a moment to brown. A little more flour may be used if the pie is wanted more solid.

A PLAIN APPLE PIE.

Fill a pie with apples sliced thin, using enough to make the pie at least an inch thick when done. Add a little water to the apples, and cover with a top crust, which is a little richer than the under one. This is done by rolling out a part

of the same paste, covering it with bits of butter, folding it together, and rolling it again, repeating the operation two or three times. Cut a few slits in the paste to let out the steam while cooking. Brush the top with beaten yolk of egg. When the pie is baked, and while it is still hot, lift off carefully the top crust; add sugar, nutmeg, and a little butter, and mix them well with the apples. Replace the top crust, and dust it with powdered sugar. Apple pies seasoned in this way are better than when seasoned before being baked.

PUMPKIN PIE.

Cut a pumpkin into small pieces; remove the soft part and seeds. Cover and cook it slowly in its own steam until tender; then remove the cover and reduce it almost to dryness, using care that it does not burn. Press it through a colander. To two and one-half cupfuls of pulp add two cupfuls of milk, one teaspoonful each of salt, butter, cinnamon, and ginger, one tablespoonful of molasses, two eggs, and sugar to taste. Add the beaten eggs last and after the mixture is cold. Pour it into an open crust and bake slowly forty to fifty minutes. Squash pies are made in the same way, but are not the same in flavor, although they are often given the name of pumpkin pies.

CREAM PIE.

Three eggs, one cupful of sugar, one teaspoonful of baking powder, one cupful of flour. Sift the flour and baking powder together; beat the yolks and sugar together; add the flour and lastly the whipped whites of the eggs. Bake this cake mixture in two layers, and place between them when cold, and just before serving, a thick layer of whipped cream. Have the top piece covered with a boiled icing, or use between the cakes a cream filling made as follows:

Cream for Filling.—Two and one-half cupfuls of milk, two tablespoonfuls of flour, three-quarters cupful of sugar, one egg, one teaspoonful of vanilla. Scald the milk; turn it on to the beaten egg; return it to the fire; add the flour moistened with a little milk, and the sugar, and stir until thickened. Let it cool before adding it to the cake. Serve with whipped cream if desired.

COCOANUT PIE.

Line a tin basin which is two inches deep with pie paste, and bake it. Make a custard of one pint of milk, three egg-yolks, three tablespoonfuls of sugar, and two tablespoonfuls of cornstarch. Scald the milk and turn it on to the yolks and sugar beaten together; return it to the fire; add the cornstarch moistened with cold milk, and stir until well thickened; add one-half teaspoonful of vanilla, and the whites of two eggs whipped to a froth; cook one minute to set the egg, then remove, and when nearly cold and stiffened stir in the half of a grated cocoanut. Brush the bottom of the baked pie-cust with white of egg; cover it with a thin layer of grated cocoanut and turn in the thickened custard. Cover the top with meringue made with the white of one egg. Return it to the oven one minute to color the meringue. Let the pie stand long enough to get firm and cold before serving. If the grated cocoanut is not added until the custard has stiffened, it will not sink to the bottom.

CRANBERRY PIE.

Chop one cupful of cranberries, and a half cupful of seeded raisins together into small pieces; add to them a cupful of sugar, a half cupful of water, a tablespoonful of flour, and a teaspoonful of vanilla. Bake with an upper and under crust. This resembles cherry pie.

LENT PIES.

Two tablespoons of ground rice to one pint of new milk, add five eggs and sweeten to taste, flavoring with two bay leaves. Cover pie plates with a good crust, pour in mixture and bake.

PANCAKES.

Nine eggs beaten very light, flour enough to make very stiff and two tablespoonfuls of ginger; a little salt. Milk enough to make a nice thin batter.

MINCE MEAT (WITH BEEF).

Two pounds of boiled lean fresh beef, chopped when cold. Two pounds beef suet, chopped fine. Four pounds of apples, chopped. Two pounds raisins, stoned and chopped. Two pounds currants, picked, washed and dried. Two pounds of powdered sugar, one quart of whisky, one wineglass rose-water, two grated nutmegs, half an ounce of cinnamon, a quarter of an ounce of cloves, a quarter of an ounce of mace. [These last three, powdered.] A teaspoonful of salt, two large oranges, half a pound of citron, cut in slips. Keep in jars tightly covered and set in a dry, cool place.

MINCE MEAT IN 1812.

One pound chopped suet, one pound chopped beef, one quart apple cider, one-half peck apples, one pint molasses, one pint preserved grapes (Clinton preferred), one pound brown sugar, one teacup best brandy, two pounds stoned raisins, two pounds sultana raisins, two pounds currants, one-half pound citron or lemon peel, allspice, cinnamon, and cloves to taste. Simmer for half a day on the back of the stove till thoroughly cooked. Put in a cool place in an earthen jar. If a very moist mince meat is preferred, add cider to each pie when baking; have crust very short.

MINCE MEAT (WITHOUT BEEF).

One pound fresh chopped suet, two pounds of best stoned raisins, two pounds currants, two pounds juicy apples, two and one-half pounds powdered sugar, four lemons boiled (with pips removed) and the grated outer rind of two lemons unboiled, half pound of citron peel, half pound of orange, two nutmegs grated, a teaspoon of salt, one of powdered mace and ginger. Mix all together, then stir in well half pint of sherry and half pint brandy.

LEMON FILLING FOR PIE.

One lemon, juice and rind grated; yolks of two eggs, one cup of water, one cup of sugar, one heaping teaspoonful of cornstarch. Put in a double boiler and boil thick. Save the whites for top.

PUMPKIN PIE.

Three-quarters cupful of pumpkin (well mashed), one and a half cupfuls of milk, half cupful of sugar, one egg, half a teaspoonful of ginger, nutmeg, cinnamon and cloves.

MINCE MEAT.

Four pounds of solid raw beef, six pounds of chopped suet, one peck of sour apples, six pounds of brown sugar, four pounds of stoned raisins, two pounds of currants, three-quarters of a pound of citron, not cut too fine; one table-spoonful of salt, six lemons, juice of all, pulp and peel of two chopped fine; spice to taste. Can be kept a year.

PIE CRUST.

One-half pound flour, one-half pound butter, one-quarter pint cold water, yolk of one egg, juice of one-half lemon. Sift the flour thoroughly, then add a pinch of salt and two ounces of butter. Mix the yolk of egg and lemon juice with the water and mix the flour into a paste with this, stirring with a silver fork, turn it on a board, roll it out one-half inch thick, put three ounces of butter on, fold it over and roll out three times. Line the patty tins thinly with this and put in a cool place till wanted; roll out the remainder of the paste, put the last three ounces of butter on it, and roll out five times, let it stand one-half an hour. Fill the patty tins with mincemeat, roll the paste out as thin as possible, wet the edges of the paste in pans and cover each pie with three folds of paste. Bake in a quick oven for about twenty minutes.

CREAM PUFFS.

Half a cup of butter melted in one cup of hot water, put on the stove to boil; while boiling add one cup of flour. Take off and let cool; when cold stir in three eggs one after the other without beating; drop on buttered tins and bake thirty minutes.

Filling for the above—One cup of milk, one egg, half a cup of sugar. Thicken with two small tablespoonfuls of cornstarch, and flavor with vanilla; add a small lump of butter.

CHEESE TARTLETS.

Make a paste of one ounce butter, two ounces flour, one yolk of an egg, a little water and salt; line some patty pans, beat up two ounces grated cheese in a basin with yolks of two eggs, add pepper, salt, etc.; work in a little cream or milk; fill each patty with mixture and bake in moderate oven.

CHEESE PIE.

Prepare crust for custard pie, then fill crust half full of cheese shaven very fine, pour over this a custard made as follows:—One large cup milk, two eggs, one tablespoon melted butter. Bake in a very hot oven.

WALDORF PUMPKIN PIE.

Boil and strain pumpkins, allowing for three pints of pulp two tablespoons of flour, four eggs, one pound sugar, one tablespoon ground ginger, one teaspoon salt, two quarts milk. Cook all together until well thickened; meanwhile make crust and line pie dish. Bake in a moderate oven one hour.

CAKES.

SUGGESTIONS IN REGARD TO CAKE MAKING.

Use none but the best materials, and all the ingredients should be properly prepared before commencing to mix any of them. Eggs beat up much lighter and sooner by being placed in a cold place some time before using them; a small pinch of soda sometimes has the same effect. Flour should always be sifted before using it. Cream of tartar or baking-powder should be thoroughly mixed with the flour; butter be placed where it will become moderately soft, but not melted in the least, or the cake will be sodden and heavy. Sugar should be rolled and sifted; spices ground or pounded; raisins or any other fruit looked over and prepared; currants, especially, should be nicely washed, picked, dried in a cloth, and then carefully examined, that no pieces of grit or stone may be left amongst them. They should then be laid on a dish before the fire to become thoroughly dry; as, if added damp to the other ingredients, cakes will be liable to be heavy.

Eggs should be well-beaten, the whites and yolks separately, the yolks to a thick cream, the whites until they are a stiff froth. Always stir the butter and sugar to a cream, then add the beaten yolks, then the milk, the flavoring, then the beaten whites, and lastly the flour. If fruit is to be used, measure and dredge with a little sifted flour, stir in gradually and thoroughly.

Pour all in well-buttered cake-pans. While the cake is baking, care should be taken that no cold air enters the oven, only when necessary to see that the cake is baking properly; the oven should be an even, moderate heat, not too cold or too hot; much depends on this for success.

Cake is often spoiled by being looked at too often when first put into the oven. The heat should be tested before the cake is put in, which can be done by throwing on the floor of

the oven a tablespoonful of new flour. If the flour takes fire, or assumes a dark-brown color, the temperature is too high, and the oven must be allowed to cool; if the flour remains white after the lapse of a few seconds, the temperature is too low. When the oven is of the proper temperature, the flour will slightly brown and look slightly scorched.

Another good way to test the heat, is to drop a few spoonfuls of the cake batter on a small piece of buttered letter-paper, and place it in the oven during the finishing of the cake, so that the piece will be baked before putting in the whole cake; if the little drop of cake-batter bakes evenly without burning around the edge, it will be safe to put the whole cake in the oven. Then again if the oven seems too hot, fold a thick brown paper double, and lay on the bottom of the oven; then after the cake has risen, put a thick brown paper over the top, or butter well a thick white paper and lay carefully over the top.

If, after the cake is put in, it seems to bake too fast, put a brown paper loosely over the top of the pan, care being taken that it does not touch the cake, and do not open the door for five minutes at least; the cake should then be quickly examined, and the door shut carefully, or the rush of cold air will cause it to fall. Setting a small dish of hot water in the oven, will also prevent the cake from scorching.

To ascertain when the cake is done, run a broom straw into the middle of it; if it comes out clean and smooth, the cake will do to take out.

Where the recipe calls for baking powder, and you have none, you can use cream tartar and soda in proportion to one level teaspoonful of soda, two heaping teaspoonfuls of cream tartar.

When sour milk is called for in the recipe, use only soda. Cakes made with molasses burn much more easily than those made with sugar.

Never stir cake after the butter and sugar is creamed, but beat it down from the bottom, up, and over; this laps air into the cake-batter, and produces little air cells, which causes the dough to puff and swell when it comes in contact with the heat while cooking.

When making most cakes, especially sponge cake, the flour should be added by degrees, stirred very slowly and lightly, for if stirred hard and fast it will make it porous and tough.

Cakes should be kept in tight tin cake-pans, or earthen jars, in a cool, dry place.

Cookies, jumbles, ginger-snaps, etc., require a quick oven; if they become moist or soft by keeping, put again into the oven a few minutes.

To remove a cake from a tin after it is baked, so that it will not crack, break or fall, first butter the tin well all around the sides and bottom; then cut a piece of letter-paper to exactly fit the tin, butter that on both sides, placing it smoothly on the bottom and sides of the tin. When done, let it stand a few minutes, and then it will come out easily.

If a cake-pan is too shallow for holding the quantity of cake to be baked, for fear of its being so light as to rise above the pan, that can be remedied by thoroughly greasing a piece of thick glazed letter-paper with soft butter. Place or fit it around the sides of the buttered tin, allowing it to reach an inch or more above the top. If the oven heat is moderate, the butter will preserve the paper from burning.

FROSTING OR ICING.

In the first place, the eggs should be cold, and the platter on which they are to be beaten also cold. Allow, for the white of one egg, one small teacupful of powdered sugar. Break the eggs and throw a small handful of the sugar on them as soon as you begin beating; keep adding it at intervals until it is all used up. The eggs must not be beaten until the sugar has been added in this way, which gives a smooth, tender frosting, and one that will dry much sooner than the old way.

Spread with a broad knife evenly over the cake, and if it seems too thin, beat in a little more sugar. Cover the cake with two coats, the second after the first has become dry, or nearly so. If the icing gets too dry or stiff before the last coat is needed, it can be thinned sufficiently with a little water, enough to make it work smoothly.

A little lemon-juice, or half a teaspoonful of tartaric acid, added to the frosting while being beaten, makes it white and more frothy.

The flavors mostly used are lemon, vanilla, almond, rose, chocolate, and orange. If you wish to ornament with figures or flowers, make up rather more icing, keep about one-third out until that on the cake is dried; then, with a clean, glass syringe, apply it in such forms as you desire and dry as before; what you keep out to ornament with may be tinted pink with cochineal, blue with indigo, yellow with saffron or the grated rind of an orange strained through a cloth, green with spinach juice, and brown with chocolate, purple with cochineal and indigo. Strawberry, or currant and cranberry juices color a delicate pink.

Set the cake in a cool oven with the door open, to dry, or in a draught in an open window.

PLUM CAKE.

One pound flour, one pound butter, one pound sugar, one pound raisins, two pounds currants, six eggs, candied peel and spice, cup of sour milk, one teaspoonful of soda, table-spoonful molasses.

KISSES.

Whites of three eggs beaten stiff, one cup of sugar, one tablespoonful of cornstarch. Remove the lid of the kettle, set the bowl in the kettle and stir fifteen minutes. Add two cups of cocoanut; drop on buttered paper. Slow oven.

RASPBERRY CAKE.

Three-quarters of a cup of sugar, one-half cup butter, one cup preserved raspberries, three eggs, one teaspoonful baking soda, two cups flour or a little more.

PLUM CAKE.

Two pounds raisins, two pounds currants, one pound brown sugar, one-half pound blanched almonds, cut up one-quarter pound citron, one-quarter pound lemon peel, one tea-cup of molasses, one-half pound butter, six eggs, cloves, cinnamon, nutmeg to taste, one-half cup sweet milk; one-half teaspoonful soda, put in the last thing. Flour to make it

stiff enough not to run. Brown the flour on the stove; it must be sifted before using. Bake in a very slow oven.

COCOANUT PUFFS.

The whites of three eggs beaten very light and stiff, one cup of white sugar, one tablespoonful cornstarch dissolved in a very little water and stirred into the eggs and sugar. Put on a double boiler and cook over water (boiling) for about twenty or twenty-five minutes. Stir occasionally to prevent sticking. Then add cocoanut enough to stand up well when dropped on buttered tins. It takes one-half a pound or a little more for this recipe. Flavor with vanilla and drop on tins, and bake eight or ten minutes in a moderate oven.

SPONGE CAKE.

Twelve eggs, fourteen ounces of sugar, ten ounces of sifted flour. Beat the eggs and sugar over a kettle of boiling water for some time (do not let it scald); then take off and beat in all twenty minutes. Then stir in the sifted flour, a very little at a time, and add a tablespoonful of vinegar, a pinch of salt, and a teaspoonful of lemon essence. Have ready a tin, well buttered and sprinkled with sugar. Pour in the mixture, sprinkle sugar over the top and bake in a moderate oven forty minutes.

LEMON JELLY FILLING FOR CAKES.

One cup sugar, two eggs, two tablespoons butter, the juice of two lemons. Beat all together and boil until of the consistency of jelly.

SPONGE CAKE.

Four eggs, one cup flour, one cup sugar, one teaspoon baking powder, pinch salt, one teaspoon of vanilla.

SOFT GINGERBREAD.

One cup butter, two cups sugar, one cup sour milk, one cup molasses, four eggs, three cups flour, pinch salt, one tablespoon ginger, one teaspoon soda.

SPONGE CAKE.

Four eggs, one cup flour, one cup sugar, one and one-half teaspoons baking powder. Beat whites and yolks separate, add sugar to whites, then yolks, flour, and baking powder. Mix quickly.

CHOCOLATE GLACE.

Beat to a cream a generous one-half cup butter, and gradually work into this one cup sugar. Add one square Baker's chocolate, melted, and two unbeaten eggs. Beat vigorously five minutes, then stir in one-half cup of milk, and, lastly, one cup and a half of flour, with which has been mixed two teaspoons of baking powder. Bake in a buttered, shallow cake-pan for half an hour in a moderate oven. Ice first with white icing, flavored with orange juice, and when this is set, with thick chocolate icing.

FRUIT CAKE.

Mix well together three-quarters of a pound of melted butter with one-half pound brown or white sugar, add three-quarters of a cup of scalding milk, grate one-half a nutmeg. Next stir in well one pound of sifted flour, one-half pound of currants, a mixed one-half pound of raisins and candied peel, then add a small teaspoonful of soda wet with boiling water; butter the pans, put a piece of buttered paper in bottom of pans; this will make two good sized round cakes; bake for one and one-half hours in a moderately hot oven.

LEMON CHEESE CAKES.

One pound of lump sugar, six yolks and two whites of eggs, juice of three lemons and the rinds of two grated, one-quarter pound of butter; mix all together in double boiler and stir gently over a fire until the mixture becomes thick; put away in a bowl or crock and it will keep for weeks. Make a nice light paste and line little patty pans with it, and put a teaspoonful of the mixture into each; bake in a hot oven.

POTATO CAKES.

Boil and mash one dozen potatoes, add two cups of sweet milk, a little salt, small one-half cup of melted butter; when cool enough add one-half cup of yeast (home made, or one-half cake Fleischman's); flour to make stiff enough to roll out and cut in squares. If wanted for tea make up in the morning and leave to rise. They bake about like biscuits.

SPONGE CAKE.

Four eggs, keep out white of one; one cup sugar, one cup sifted flour, two teaspoons baking powder, two tablespoons cold water, one teaspoon vinegar. Mix eggs and sugar together, put baking powder in flour, beat well, make icing with white of one egg; one cup icing sugar, juice of lemon or essence.

NICE PEEL AND RAISIN CAKE.

Three cups sugar, one and one-half cups butter, five cups flour, one cup sweet milk, four eggs, two teaspoons baking powder, one small basin raisins and a cup of citron peel.

ALMOND CAKE.

Two cups sugar, two cups butter, four cups flour, eight eggs, one cup chopped almonds, two teaspoons ratafia, two teaspoons vanilla, two teaspoons baking powder, two cups of raisins. This makes two cakes. Add the flour and baking powder mixed last of all.

TREACLE SPONGE.

Six ounces bread crumbs, four ounces suet (a little salt), one egg, one tablespoonful baking powder, two tablespoonfuls golden syrup; when steamed, pour syrup over as sauce.

APPLE SHORT CAKE.

Apple sauce seasoned with a little butter, and pinch of salt. Short Cake:—One pint of flour sifted with two teaspoonfuls baking powder, add a little salt. Rub butter half

size of an egg into the flour, and mix into a soft dough with one coffee-cup sweet milk. Divide dough into two parts, roll out one-half, put in pan; brush surface with melted butter. Roll out the rest and put on top. Bake in very hot oven. Divide, butter, and spread with sauce. Serve with cream.

MALAGA FROSTING FOR CAKE.

Put one cup of seeded and chopped raisins into boiled frosting.

CHOCOLATE CAKE.

(Premium World's Fair.)

Three eggs, one slice of butter (off a roll), one inch thick, one cup sugar, one cup milk, two cups flour, two heaping teaspoonfuls baking powder; one teaspoonful vanilla. (Five heaping tablespoonfuls of chocolate, three tablespoonfuls sugar, two tablespoonfuls milk, melted together in a saucepan before starting cake.) Cream butter and sugar together, add the beaten yolks of eggs; then add the above melted mixture; then the flour, which must be sifted five times, with the baking powder in it. Add alternately with the milk until both are used up. Then the vanilla, and lastly the beaten whites of the eggs. This can be baked in one good-sized tin as a loaf, or made into three layers, when the following filling is used: One pint cream whipped very stiff, sugar to taste and flavor with one teaspoonful coffee extract. No other flavoring goes with this cake. Put a layer of chopped walnuts, then the cream, between the layers, and on top. Bake in a medium oven. The kind of chocolate used is Thirardelli's. It is grated and comes in cans.

RICE GRIDDLE CAKES.

Boil one cup of rice. Beat together three eggs, adding three cups of milk with the rice, and sift into this half a cup of flour to which a pinch of salt and baking powder has been added. Fry and serve immediately.

CLOVE CAKE.

Two eggs, one cup brown sugar, half cup butter, three-quarter cup chopped raisins, quarter cup sweet milk, one and a half cups flour, half teaspoonful soda, one teaspoonful of ground cloves. Cream butter and sugar; drop the eggs in (not beaten), add soda to the milk, then part of the flour, then the fruit and the rest of the flour.

SHORTBREAD.

One pound butter, two pounds flour, two teaspoonfuls baking powder, quarter pound of sugar (brown).

Beat butter to cream and dredge in flour and sugar gradually. Must be well beaten. Roll out an inch thick. Pinch edge all around; prick with a fork; cut in small pieces.

CHOCOLATE CAKE.

Beat to a cream a generous half cupful of butter, and gradually beat into this one cupful of sugar, add an ounce of Walter Baker's chocolate melted, also two unbeaten eggs.

Beat vigorously for five minutes, then stir in half a cupful of milk, one and a half cups of flour, with a generous teaspoonful of baking powder, flavor with vanilla; pour into a buttered shallow cake-pan and bake for half an hour in a moderate oven. Any frosting can be used.

SPONGE CAKE.

Four eggs, one cupful of fine white sugar, one cupful of flour, lemon flavoring. Beat yolks and whites separately, add half the sugar to yolks and half to whites and beat well, then beat both together, stir in flour, bake in slow oven.

CHOCOLATE SPONGE.

Yolks two eggs, whites two eggs, one-half cup sugar, one and one-half tablespoons milk, one and one-half tablespoons grated chocolate (unsweetened), one teaspoon baking powder, one-half cup flour. Beat the yolks of the eggs with the sugar, add the grated chocolate and milk by turns; put the baking

powder into the flour and add them to the mixture, and lastly the beaten whites of the eggs. Steam an hour and a quarter. Serve with whipped cream.

JAM JAMS.

One cup of butter, one egg, half a cup of brown sugar, half a cup black molasses, three teaspoons of soda dissolved in three tablespoons of boiling water, flour to make a soft dough. Roll thin; cut with cookie-cutter; when cooked and while hot spread with any kind of jelly and stick two together.

COOKIES.

One cup of butter and lard mixed, one cup brown sugar, two eggs, one and a half teaspoons baking powder, flour enough to roll. Bake in quick oven.

DATE CAKE.

Two cups rolled oats, two and a half cups flour, one cup brown sugar, half cup butter, half cup lard, half cup sour milk, half teaspoon soda (in the milk).

Filling.—One pound dates, one cup brown sugar, one cup hot water. Roll paste out quite thin, spread date filling between two layers and cook together, and let cool.

BEAUTIFUL LAYER CAKE.

Small cup of sugar. Butter the size of an egg. Beat together into a cream; add three tablespoons milk; three eggs (the yolks and whites beaten separately); two teaspoons baking powder [Pure Gold]; full cup flour; flavoring to taste; medium oven.

OATMEAL COOKIES.

Three cups oatmeal, three cups flour, one cup boiling water, one cup melted lard, one scant teaspoon soda, one cup sugar. Roll very thin. These are a general favorite.

DROP COOKIES.

One cupful of sugar, one-half cupful butter, one cupful milk, whites of two eggs, two spoonfuls baking powder, one-half nutmeg, and flour enough to stir very stiff. Drop in small spoonfuls on a buttered tin, sprinkle the top with English currants and sugar, and bake quickly. These are very fine.

COCOANUT COOKIES.

One cup of white sugar, one cup of butter, three eggs, three teaspoons of baking powder, one cup cocoanut, flour enough to roll nicely. Delicious.

CHOCOLATE LOAF CAKE.

Dissolve two ounces chocolate in five tablespoonfuls boiling water, beat one-half cup butter to a cream, add gradually one and one-half cups sugar, beating all while; add yolks of four eggs, beat again, then add one-half cup milk, then the melted chocolate, one and three-quarters cups flour; beat the whites of the eggs to a stiff froth and add to the mixture one teaspoon vanilla, two teaspoons baking powder sifted with flour.

SPICE CAKE.

Two tablespoonfuls butter, one cupful dark sugar, one large cupful flour, two eggs, one teaspoonful each of cloves, allspice and cinnamon, two tablespoonfuls molasses, one-half cupful sour milk and one teaspoonful soda sifted. Bake in two layers, ice and fill with icing made by boiling sugar and water.

PUMPKIN PIE.

Put six cupfuls sifted pumpkin (after being steamed) in a pan with three eggs, two cupfuls sugar, one-half cupful molasses (maple preferred), two finely rolled crackers, large teaspoonful ginger, one-half nutmeg, cinnamon to taste, one saltspoonful salt; stir well, add enough rich milk to thin. Bake in pastry shape.

MACAROONS.

Two eggs, one cup sugar, two cupfuls rolled oats, two teaspoonfuls baking powder, ratafia flavoring. Drop in a pan with spoon and bake.

CORNSTARCH CAKE.

One-quarter cup butter, two eggs, one cup sugar, one-half cup cornstarch, one cup flour, two teaspoonfuls baking powder. Beat yolks of eggs, butter and sugar to a cream, then add whites, starch, flour, baking powder and milk last. This amount makes one dozen small cakes.

WHITE ROCK CAKE.

Whites of three eggs, one-half cup melted butter, one cup of granulated sugar, one-half cup of flour, one-half cup of sweet milk, one cup cornstarch. Beat the eggs to a stiff froth; sugar and butter to a cream; mix flour and cornstarch with two and one-half teaspoonfuls baking powder; then mix all together.

GINGER CAKE.

Three cups of flour, one cup of sour milk, one cup of sugar, one cup of molasses, two-thirds cup of butter, two eggs not beaten, a little soda.

SPONGE CAKE.

Twelve eggs, the weight of ten in sugar, the weight of nine in flour, the juice and grated rind of one lemon, a pinch of salt and a heaping teaspoonful of baking powder. It needs two people to make successfully, one to beat yolks while the other is beating whites, sifting flour with baking powder and salt, and preparing lemon. After beating yolks until very light add sugar, grated rind and juice of lemon and well beaten whites, beating all together fully five minutes. Then add flour as quickly as possible and pour into large dripping pan lined with buttered paper about two inches in depth, putting in well heated oven at once. Don't open oven door

for fifteen minutes at least. After that try cake with a straw and when it comes out clean cake is done. Turn out on a pillow, and when cold frost and mark in squares so it will bread evenly. Never cut sponge cake.

P.S.—All these recipes are the best of their kind.

ORANGE FILLING FOR CAKE.

Put half a pint of milk in a double boiler, moisten two tablespoons of cornstarch with a little cold water, add it to the scalded milk, stir constantly until smooth and thick; beat the yolks of four eggs with four tablespoons of sugar, until light, add it to the cornstarch, take from the fire, and when cool add the grated yellow rind of one orange and two tablespoons of orange juice. Flavor with vanilla if you choose.

PLAIN CAKE.

Two eggs, one cup sugar, half cup milk, one-third cup butter, two cups flour, two teaspoons of baking powder. Beat eggs well, then add sugar and afterwards the softened butter, stir in part of milk, and then half of the flour, through which baking powder has been sifted, then remainder of milk and flour. Bake in square tin; cover with chocolate icing if desired or sifted sugar.

FRUIT CAKE.

One pound sugar, one pound of flour, three-quarter pounds of butter, two pounds seeded raisins, two pounds currants, one pound citron, quarter pound almonds, ten eggs, half ounce mace, one teaspoonful rose water, half cup molasses, one tablespoon cloves, one tablespoon cinnamon, one nutmeg. Beat sugar and butter together; scorch the flour. Mix all together. Cook till done; try with a straw.

CHEESE STRAWS.

Mix three ounces of flour with four ounces of grated cheese (Parmesan is the best), add one-half a tablespoon of salt, dash of cayenne, and one-quarter pound of butter. Work this to a smooth paste sufficiently stiff to roll; add a very

little water, if necessary. Roll out in very thin strips and cut into straws, place on a greased tin and bake ten minutes in a moderate oven. They must be straw color and very crisp.

CHEESE STRAWS.

Two ounces each of butter, flour, bread crumbs and grated cheese, salt and pepper to taste. Mix these ingredients into a paste, roll it a quarter of an inch thick, cut into narrow strips. Bake until a light brown color. Serve cold.

RICH PLUM CAKE, OR WEDDING CAKE.

Four pounds flour, three and one-half pounds butter, three and one-half pounds sugar, thirty-six eggs, leaving out twelve whites, citron, orange, and lemon, of each two pounds. Four pounds of almonds powdered fine, and mixed with as much sugar; put in an iron pot and stir constantly over the fire until quite dry. Four pounds raisins (stoned), and half of them minced fine, three pounds currants and three ounces mixed spice. Brandy, white wine and rose water, of each one pint. Bake four hours in a well buttered and papered pan. Sift plenty of flour on top before putting the cake in the oven.

OATMEAL MACAROONS.

One cup white sugar, one tablespoonful butter, two eggs, two heaping cups rolled oats, one-half teaspoonful salt, two teaspoonfuls baking powder. Grease your pan well, and drop in half teaspoonfuls of dough in the pan, leaving room to spread. Bake in hot oven fifteen minutes.

SHORTBREAD.

One pound butter, two pounds flour, one-half pound sifted damp brown sugar, some sweet almonds, and a few caraway comfits. Put butter into a basin, squeeze till quite soft, squeeze into it flour and sugar and almonds, chopped fine. Mix all well together, cut into cakes one-half an inch thick. Bake in a slow oven.

PEEL CAKE.

Twelve eggs, yolks and whites to be beaten separately, half a pound each of lemon, orange, and citron peel cut into small pieces, one pound of butter beaten to a cream, one pound of white sugar, half a pound of almonds chopped very fine, one pound of flour, a gill of brandy. This cake will keep for months in a cool dry place.

ICE CREAM CAKE.

One cup of white sugar, half a cup of butter, half a cup of milk, one teaspoon of flavoring, one cup of flour, half a cup of cornstarch, three teaspoons baking powder, whites of four eggs. Cream butter and sugar together, add milk and flavoring, sift in flour, cornstarch, and baking powder mixed together, lastly add the whites of eggs beaten to a stiff froth. Bake in a square pan and ice with white icing.

DEWEY ICING (FOR CAKES).

One cup icing sugar, butter the size of a walnut, white of an egg, one teaspoonful of vanilla, one teaspoonful of lemon. Mix butter and sugar, and add the egg; then the other ingredients, and spread on the cake when cold.

BRIDESMAID'S CAKE.

Half pound butter, quarter pound sugar beaten to a cream, the whites of fourteen eggs beaten to a stiff froth, One and one-quarter pounds almonds pounded fine, with rose water and a glass of sherry, and a little mace, are made into a paste; rub this into three-quarter pounds of flour, and add lightly and quickly to the other ingredients already mixed. The almonds, paste, and flour should be prepared first. Bake in moderate oven.

SCOTCH SHORTBREAD.

One pound flour, one-half pound butter, one-quarter pound sugar, fine granulated. Put flour on board, add butter and sugar, and knead with the hand until a nice dough is

formed. Roll into a round cake any thickness desired and bake in a moderate oven about half an hour, or until it is nicely browned. Cut into shapes while hot.

ORANGE CAKE (Revised Edition).

Whites of three eggs, half cup butter, one cup sugar, one cup milk, one and one-half cups flour, two teaspoons baking powder. Use yolks for icing with one cup sugar and a teaspoon lemon powdered extract. Flavor the cake with the rind of an orange grated. Bake in shallow long pan, pour icing over cake without removing from the oven; when the cake is quite done let it harden. Leave cake in pan until cut.

SHREWSBURY COOKIES.

One-half pound flour, same of butter and sugar, well mixed together, two eggs and a teaspoon mace, roll out thin and cut any size you like; bake in a slow oven.

CHOCOLATE CAKE.

Take three eggs, beat whites and yolks separately first, and then together; beat into this one cup white sugar, and then one-half teacup melted butter. Sift two teacups flour into which you have stirred two teaspoons baking powder and a pinch of salt. Beat it gradually into the eggs, etc., and then add enough milk to make a moderately stiff batter. Bake in two layer cake tins in quick oven. Chocolate Filling.—Melt one-half cake Baker's unsweetened chocolate in teacup boiling water on stove; add icing sugar enough to stiffen it into a thick paste; put this between layers while they are hot and ice top of cake.

RAISIN LAYER CAKE.

One cup brown sugar, one-third cup butter, two eggs, one cup sifted flour, one cup chopped raisins, one-half cup sour milk, one-half teaspoon soda, one-third teaspoon cinnamon, one-third teaspoon nutmeg, one-third teaspoon allspice. Bake in layers in a moderate oven.

SPONGE CAKE.

One cup flour, one cup sugar, one teaspoon cream tartar, little salt. Mix together. Break in three eggs and beat thoroughly; one-half teaspoon soda dissolved in one and one-half tablespoons cold water, juice half lemon. Bake in moderate oven.

POP OVERS.

One cup milk, one cup flour, one egg, little salt. Bake in muffin tins twenty minutes.

CORN CAKE.

Large one-half cup meal and full cup flour, two tablespoons sugar. Little salt, one egg, one cup sweet milk, one teaspoon cream tartar, one-half teaspoon soda. Sift soda and cream tartar into flour. Bake twenty minutes.

IMPERIAL CAKE.

One pound of sugar, one pound of butter stirred to a cream, then beaten yolks of ten eggs, grated rind and juice of one lemon, then one pound of flour and stiff whites of the eggs; have prepared beforehand one pound of almonds blanched and split (or, if you prefer, pounded), one-half pound raisins stoned and halved and one-half pound of citron cut in thin slips; have these well dredged with two tablespoonfuls of extra flour, one teaspoonful of extract of nectarine in one teaspoonful of water, two tablespoonfuls of rose water, and one tablespoonful of brandy.

OATMEAL COOKIES.

Three cups oatmeal, two cups flour, one-half cup brown sugar, three-quarter cup butter, one-half teaspoonful soda dissolved in one-quarter cup boiling water. Bake in oven until a light brown.

LAFAYETTE GINGERBREAD.

Cut up in a deep pan half a pound of the best fresh butter, with a half a pound of excellent brown sugar; stir it to cream

with a spaddle. Add a pint of West Indian molasses mixed with half a pint of warm milk; four tablespoonfuls of ginger; a heaped tablespoonful of mixed powdered cinnamon and powdered mace and nutmeg, and a glass of brandy. Sift in a pound and a half of fine flour. Beat six eggs till very light, then mix them alternately with the flour into the pan of butter, sugar, molasses, etc. At the last mix in the yellow rind (grated fine) of two large oranges and the juice. Stir the whole very hard. Melt in one cup a very small level teaspoonful of soda, and in another a small level saltspoonful of tartaric acid. Dissolve them both in lukewarm water and see that both are quite melted. First stir the soda into the mixture and then put in the tartaric acid. On no account exceed the quantity of the two alkalies, as if too much is used they will destroy entirely the flavoring and communicate a very disagreeable taste instead. Few cakes are the better for any of the alkaline powders and many sorts are entirely spoiled by them. Even in gingerbread they should be used very sparingly, rather less than more of the prescribed quantity. Having buttered (with best butter) a large round or oblong pan, put in the mixture and bake it in a moderate oven till thoroughly done, keeping up a steady heat, but watching that it does not burn. There is no gingerbread superior to this, if well made. Instead of lemon or orange you may cut in half a pound of seedless raisins, dredge them well with flour and stir them gradually into the mixture.

SEED CAKE.

One cup of butter, two cups granulated sugar (scant), one cup of milk, three cups of flour, three teaspoonfuls of baking powder (heaping), whites of six eggs, heaping teaspoonful of caraway seeds. Cream the butter and sugar, add milk, half the stiffly beaten whites and half the flour and baking powder, then the rest of the whites and flour and the seeds. Beat well and bake in two small loaves or one large one. Ice while warm.

EASY CAKE.

Three-quarters cup granulated sugar, piece of butter size of an egg, and two eggs. Beat all together until light; add

half a cup of milk, two cups of flour and one heaping teaspoonful of baking powder, beat again. Bake in two layers.

WHOLE WHEAT GINGER SNAPS.

One cup Orleans molasses, one-half cup shortening, one-half cup brown sugar. Place on stove and let come to a boil, then take off immediately and add a half teaspoon soda and a teaspoon ginger; then add whole wheat flour until thick enough to roll.

MOCHA CAKES.

One cup white sugar, one-half cup butter, one-half cup milk, one and one-half cups flour, two teaspoons baking powder. Whites of four eggs. Cream butter and sugar, beating all the time, slowly add the milk, then the flour and baking powder sifted together, gently fold in well beaten whites. Bake in a long pan or in two square layer-cake tins. Icing.—Two cups pulverized sugar, two tablespoons butter, one tablespoon water with vanilla to taste. Beat well; if not soft enough add more water. When cake is cold cut in pieces about an inch square, which hold on a two-pronged fork, ice on five sides and dip in a bowl of finely rolled peanuts or chopped parched almonds, previously prepared. One pound blanched almonds, or fifteen cents peanuts.

WALNUT WAFERS.

One cup brown sugar, one cup walnut meats, one well-beaten egg, six teaspoons flour, one teaspoon baking powder. Drop small drops in well buttered pans and bake in a moderate oven.

DAYTON CAKE.

One cup of butter, two cups of sugar, three cups of flour, five eggs. Scant teaspoonful of cream of tartar, scant half teaspoonful of soda, two-thirds of a cup of milk. This recipe was used before baking powder was known. I think baking powder could be used, a heaping teaspoonful.

MOLASSES CAKE.

Only New Orleans molasses can be used; it is expensive compared with the common kind, but use no other. One scant cup of butter, one full cup brown sugar, one full cup New Orleans molasses, one cup sour or sweet milk, four cups sifted flour (measured after sifting), one tablespoonful of ginger, two tablespoonfuls of soda, best quality, thoroughly dissolved in a little cold water.

LIGHT SPONGE CAKE.

Three eggs, beat one minute; one and one-half cups white sugar, beat five minutes; add one cup flour, beat one minute more; then add one-half cup water, one cup flour, two teaspoons baking powder; flavored to taste with lemon or vanilla. Bake in a moderate oven twenty-five or thirty minutes.

OATMEAL MACAROONS.

One tablespoon butter, one cup sugar, two eggs, two cups rolled oats, one-half teaspoonful salt, two teaspoons baking powder, one teaspoon vanilla. Put tiny drops on buttered pans and remove as soon as taken from oven.

ECCLES CAKES.

Make a very short paste and roll lightly (always in one direction, never back and forth), and cut into squares about five inches. Place on each square currants which have been heated in a syrup of brown sugar and fold over the sides so as to make a square cake with round opening; put a little syrup in each cake before baking in a very hot oven.

OATMEAL MACAROONS.

One tablespoon butter, one cup sugar, two cups rolled oats, two tablespoons baking powder, two eggs, one teaspoon vanilla, pinch of salt. Drop on buttered pan.

SPICE CAKE.

One-half cup brown sugar, one-half cup butter, one-half cup molasses, one-half cup sweet milk, two eggs, one tea-

spoonful cinnamon, one-half teaspoonful cloves, two teaspoonfuls baking powder, two cups flour. This is nice for either a loaf or a layer cake.

GINGER COOKIES.

One cup of sugar, one cup of black molasses, one cup of lard (scant), three eggs, two teaspoonfuls ginger, one heaping teaspoonful soda dissolved in two teaspoonfuls of hot water; flour to roll.

CUP CAKE.

One cup of butter washed in warm water, two cups of sugar, one cup of milk, five eggs mixed in one by one, four cups of flour sifted in and four teaspoons of baking powder.

LEMON CAKE.

Quarter pound butter, half pound sugar, three eggs, grated rind of a fresh lemon, half pound flour, one teaspoon baking powder, half cup milk.

CHOCOLATE ICING.

Beat white of one egg stiff, add one teaspoon of vanilla and one tablespoon of water, and enough icing sugar to make stiff. Melt one-sixth of a package of Baker's chocolate, then beat into egg and sugar and spread it on the cake.

OATMEAL COOKIES.

Five cups oatmeal, one cup flour, one cup brown sugar, one cup butter, one egg, one-half teaspoonful of soda, one tablespoonful water.

CORNMEAL CAKES.

Three-quarters cup sugar, two tablespoonfuls butter, two eggs, one cup flour, one cup cornmeal, two teaspoonfuls baking powder, one-half cup milk.

MAPLE SUGAR CAKE.

One and one-half cups sugar, one-half cup butter, one-half cup milk, four eggs, two cups flour, two teaspoonfuls baking powder. Bake in layers. Filling.—One cup maple syrup boiled to a soft wax and poured over the white of one egg beaten to a stiff froth. Beat thoroughly.

OATMEAL MACAROONS.

One tablespoon butter, one cup sugar (or less and more salt), one-half teaspoon salt, two eggs, one teaspoon vanilla, two teaspoons baking powder, about three cups of rolled oats (or more). Put tiny drops on a greased pan in moderate oven.

EXCELLENT LUNCH CAKE.

One coffee-cup butter melted, one cup sweet milk, one and one-half cups of sugar, three and one-half cups flour, three eggs (reserving one of the whites for icing), three teaspoons baking powder. Bake in a shallow meat tin.

COCOANUT PUFFS.

Beat whites of three eggs to a stiff froth; add slowly one small cup sugar and one tablespoon cornstarch. Place mixture in double boiler and cook fifteen minutes, stirring constantly. Then add two cups cocoanut and one teaspoon vanilla and drop on buttered tins in teaspoonfuls and bake a delicate brown.

PLAIN FRUIT CAKE.

Two pounds flour, one pound butter, one and one-half pounds brown sugar, eight eggs (yolks and whites separately), two teacups milk, one and one-half pounds raisins, one and one-half pounds currants, one-quarter pound mixed peel, two heaping teaspoons ground cinnamon, four teaspoons essence lemon, three-quarters of a nutmeg, two heaping teaspoons of baking powder. Bake between three and four hours.

ROCK CAKE.

One cup sugar, two tablespoons butter, two eggs, two cups flour, two teaspoons baking powder, two cups currants. Drop from a spoon in small cakes.

DROP CAKES.

One cup of butter, one cup of sugar, four eggs, one tablespoonful of whisky, flour enough to make a thick batter. With or without caraway seeds on top of each cake. Directions—Beat butter to a cream, then add yolks well beaten, then part of the flour; whites beaten stiff; whisky; rest of flour. Bake in a quick oven, on a buttered paper.

NEAPOLITAN CAKE.

Two cupfuls of sugar, two-thirds of a cupful of milk (a little warm), half a cupful of butter, two cupfuls of flour, two spoonfuls baking powder. The whites of five eggs, cochineal for half; ice with nuts. Directions—Cream butter, sugar and milk together, then part of flour, whites of eggs with the rest of flour. Divide and color one portion. Fill bake-pan with alternate layers of white and pink. Must not be moved in the oven until cooked.

A GOOD SPONGE CAKE.

Twelve eggs; the weight of ten in sugar, the weight of six in flour, flavor with essence of lemon. Directions—Beat the yolks stiff, then add the sugar; beat with the yolks until very light; now essence; now gently stir in whites which have been beaten stiff, and last put in flour. Stir it in, do not beat it in; have buttered pans ready. It should only take one minute after the whites go in to get it into the pans. It takes two people to make this cake, and the eggs must be new laid, and the kitchen not too hot.

RIBBON CAKE.

Two cups of white sugar, three eggs, two-thirds of a cup of butter, one cup of sweet milk, three cups of flour, a pinch

of salt, one teaspoon of saleratus dissolved in the milk (if preferred, instead of saleratus, three teaspoons of baking powder). Flavor with a few drops of essence of lemon or almond. Put half the above in two oblong pans. To the remainder add one tablespoon of molasses, one large cup of raisins stoned and chopped, one teaspoon of cinnamon, half a teaspoon each of cloves and allspice, grate in a little nutmeg, then add one spoonful of flour. Put into two pans of the same size and shape as those above. Put the sheets together while warm, alternately, with a little jelly or raspberry jam between. Cut in thin slices for the table. It will cut most easily the day after it is baked. It may be baked in one large pan without the fruit, pouring in the dark and light in alternate layers. When baked thus it is a handsome marble cake.

JELLY OR LAYER CAKE.

Whites of four eggs, one cup of white sugar, two tablespoonfuls of butter, two cups of milk, two teaspoonfuls of baking powder, two cups of sifted flour. Beat the whites stiff and add last (after the flour); flavor with a few drops of lemon or vanilla.

Layer Cake, in which the four yolks may be used—One and a quarter cups of sugar, half cup of butter, four yolks of eggs, three-quarters of a cup of milk, two and a half cups of flour, two teaspoonfuls of baking powder. (By adding fruit will make a very good fruit cake.)

OAT MEAL WAFERS.

Two cups standard oat meal, one cup flour, one cup brown sugar, one-half cup butter, one teaspoonful ground spice, one-half teaspoonful salt, and a scant quarter teaspoonful baking soda. Mix the meal and flour and rub butter and sugar well in, add the other ingredients. Moisten slightly with a little cold water. Add more flour as required, and roll out a very small piece at a time as thin as possible. To get them thin the mixture must not be too soft. Cut with a sharp fluted tin cutter. Bake in a hot oven.

WAFFLES.

Small cup and a half of milk, one cup of flour, one egg; mix in flour one teaspoon of baking powder, one-half teaspoon of salt. Grease iron (special iron for waffles) well and have hot.

ANGEL CAKE.

Whites of twelve eggs, one and a half cupfuls of sugar (castor), one cupful of flour, one teaspoonful of cream-tartar and flavor. Sift sugar, flour, and cream-tartar well together and beat in the whites of eggs—already well beaten. Bake in slow oven sixty minutes, in a pan not greased.

SILVER CAKE.

Take one cup of sugar, half a cup of milk, one and a half cupfuls of flour, half a cup of butter, whites of four eggs, one teaspoonful of cream of tartar, half teaspoonful of soda.

CUP CAKE.

One cup of butter, creamed, with two cups of sugar, four eggs, beaten separately; one cup of milk, three cups of sifted flour, four even teaspoonfuls of baking powder. Mix with the hand.

FIG PASTE FILLING.

One pound of figs, two cups of sugar, one cup of cold water. Put figs into a bowl and pour boiling water over them, letting stand till soft, then cutting into small pieces with scissors; first cut off all the small hard pieces, and then chop figs until they become a thick paste; add sugar and water, and cook till thick and clear.

VANILLA WAFERS.

One cup of white sugar, one cup of butter, one egg, four tablespoonfuls of milk, four tablespoonfuls of vanilla, one and a half teaspoonfuls of cream of tartar, two-thirds of a teaspoonful of soda, flour enough to roll out well and thin. Cut in pieces three inches by one inch.

SCOTCH CAKE.

Half a pound of butter, three-quarters of a pound of flour, two ounces of sugar, a pinch of soda. Put the butter in a large bowl, rubbing a few times with the hand; then put the flour, sugar and soda in a sifter, and as these are sifted into the butter mix with the hand, the warmth being sufficient to make all into a dough. Have a pan ready with buttered paper, and put the ball of dough on this, pressing to the desired thinness with the hands. Prick with fork on top, and bake twenty minutes or so in a moderate oven. Cut in squares while in the pan and hot, directly upon being taken out of the oven.

WALNUT CREAM FILLING FOR LAYER CAKES.

Quarter pound of butter, quarter pound icing sugar, half pound walnuts. Beat butter with sugar to a cream; chop the walnuts fine and beat them well into the sugar and butter; flavor with vanilla and a little sherry.

TEA CAKE.

One pint flour, two teaspoons baking powder, one cup milk, one egg, three tablespoons sugar, one large tablespoon butter. Bake in flat tins in quick oven.

COCOANUT MACAROONS.

Two whites eggs beaten very stiff, one-half (generous size) cup white sugar, into which stir one dessertspoon cornstarch. Set over steam of kettle and stir till sugary around edges, about twenty minutes. Take off and stir in one heaping cup shredded cocoanut. Flavor, vanilla. Drop on buttered paper. Bake in rather quick oven.

WALNUT CAKE.

Four whites eggs, beaten stiff, two cups sugar, one-half cup butter, one cup milk, three cups flour, one cup chopped walnuts, one teaspoon soda, two teaspoons cream tartar, vanilla. Beat butter in sugar, add milk, flour, nuts, eggs last; then bake slowly. Frost with chocolate frosting, with half walnuts on top.

LEMON CHEESE CAKES.

One pound lump sugar, juice of two lemons, the rind grated of both, five eggs, one-quarter pound butter. Place over a slow fire, stirring until dissolved; add one rolled biscuit; place in a jar for use. Make small shells of puff paste and fill with the lemon filling.

ROCK CAKES.

One-half pound of butter beaten to a cream, one-half pound sugar, one pound flour, three eggs, salt, one-half teaspoon of soda, one of cream of tartar, cup of currants, flavoring; drop on buttered tins. Bake in moderate oven.

SPONGE CAKE.

Four eggs beaten separately; when whites are very stiff beat into them one-half a cup of white sugar; beat the yolks and add the other half cup of sugar; beat for five minutes by the clock; add to yolks rind and juice of one lemon; now beat yolks and whites together and scant cup of flour stirred in quickly. Sprinkle top of cake with sugar when in cake-tin before putting in the oven. Bake one-half an hour.

SALLY LUNNS.

One quart of flour, small piece butter size of an egg, three tablespoons sugar, one teaspoon of baking powder, little salt. Stir well together; add two eggs not beaten, two cups milk. Mix all. Bake in muffin rings.

TEA CAKES.

One pint flour, one-half teaspoon salt, two teaspoons baking powder, one generous tablespoon shortening, one generous tablespoon mashed potato salted to taste, one small cup currants. Sift flour, baking powder and salt twice; cut in shortening; moisten with milk, adding potato and currants. Roll gently to thickness of one inch; cut in round cakes the size of small tea-plate. Bake twenty minutes in hot oven; cut open, butter and replace, cutting each cake in four. Serve hot.

BREAD STICKS.

(Very good and most digestible for dyspeptics.)

Use the bread sponge once raised only, form into sticks four inches long and one-half inch thick and bake till hard. A bundle of these tied in white tissue paper with narrow white ribbon and given to a friend who is to take a journey, will be found most acceptable.

CRULLERS.

One and a quarter pounds of white sugar, one-half pound of butter, eight eggs, well beaten, one nutmeg, flour enough to roll out. Fry in very hot lard.

SPONGE ROLL.

One cup boiling water, two cups of sugar, three cups of flour, four eggs, two teaspoonfuls of baking powder; beat the yolks and sugar together; slowly pour over them the boiling water; stir in the grated flour and lastly the beaten whites of the eggs, retaining a little of the flour mixed with the baking powder until the very last. Bake in thin layers and while hot spread with jelly or jam and roll. This is excellent.

LUNCH CAKES.

Into one quart of flour rub two heaping tablespoonfuls of butter. Add one-half of a cupful of sugar, two teaspoonfuls of baking powder, one quarter of a cupful of cleaned currants. Beat two eggs, add to them one cupful of milk and stir into the dry mixture, adding more milk, if it is necessary, to mix to a soft dough. Roll out as for biscuits; cut into three-inch squares, rub the top of each with a mixture of milk and sugar and bake in a hot oven. Split, butter and serve while hot.

SHORTBREAD.

One and one-quarter pounds flour, three-quarters pound of butter, one-half pound sugar. Cream the butter and sugar, beating until light, then add the flour. Mould and roll into cakes about an inch thick. Pinch them neatly round the edges, and prick them on the top with a fork. Bake slowly till a light golden brown. Some add cut citron candied peel and sprinkle caraway comfits on top of each square.

BREAD, BISCUITS, ROLLS, MUFFINS, ETC.

BREAD.

Among all civilized people bread has become an article of food of the first necessity; and properly so, for it constitutes of itself a complete life sustainer, the gluten, starch and sugar which it contains representing ozotized and hydro-carbonated nutrients, and combining the sustaining powers of the animal and vegetable kingdoms in one product. As there is no one article of food that enters so largely into our daily fare as bread, so no degree of skill in preparing other articles can compensate for lack of knowledge in the art of making good, palatable and nutritious bread. A little earnest attention to the subject will enable any one to comprehend the theory, and then ordinary care in practice will make one familiar with the process.

GENERAL DIRECTIONS.

The first thing required for making wholesome bread is the utmost cleanliness; the next is the soundness and sweetness of all the ingredients used for it; and, in addition to these, there must be attention and care through the whole process.

Salt is always used in bread-making, not only on account of its flavor, which destroys the insipid raw state of the flour, but because it makes the dough rise better.

In mixing with milk, the milk should be boiled—not simply scalded, but heated to boiling over hot water—then set aside to cool before mixing. Simple heating will not prevent bread from turning sour in the rising, while boiling will act as a preventative. So the milk should be thoroughly scalded, and should be used when it is just blood warm.

Too small a proportion of yeast, or insufficient time allowed for the dough to rise, will cause the bread to be heavy.

The yeast must be good and fresh if the bread is to be digestible and nice. Stale yeast produces, instead of vinous fermentation, an acetous fermentation, which flavors the bread and makes it indigestible. A poor, thin yeast produces an imperfect fermentation, the result being a heavy unwholesome loaf.

If either the sponge or the dough be permitted to overwork itself—that is to say, if the mixing and kneading be neglected when it has reached the proper point for either—sour bread will probably be the consequence in warm weather, and bad bread in any. The goodness will also be endangered by placing it so near a fire as to make any part of it hot, instead of maintaining the gentle and equal degree of heat required for its due fermentation.

Heavy bread will also most likely be the result of making the dough very hard, and letting it become quite cold, particularly in winter.

An almost certain way of spoiling dough is to leave it half-made, and to allow it to become cold before it is finished. The other most common causes of failure are using yeast which is no longer sweet, or which has been frozen, or has had hot liquid poured over it.

As a general rule, the oven for baking bread should be rather quick, and the heat so regulated as to penetrate the dough without hardening the outside. The oven-door should not be opened after the bread is put in until the dough is set or has become firm, as the cool air admitted will have an unfavorable effect on it.

The dough should rise and the bread begin to brown after about fifteen minutes, but only slightly. Bake from fifty to sixty minutes, and have it brown, not black or whitey brown, but brown all over when well baked.

When the bread is baked, remove the loaves immediately from the pans, and place them where the air will circulate freely around them and thus carry off the gas which has been formed, but is no longer needed.

Never leave the bread in the pan or on a pine table to absorb the odor of the wood. If you like crusts that are crisp do not cover the loaves; but to give the soft, tender, wafer-like consistency which many prefer, wrap them, while still

hot, in several thicknesses of bread-cloth. When cold put them in a stone jar, removing the cloth, as that absorbs the moisture and gives the bread an unpleasant taste and odor. Keep the jar well covered, and carefully cleansed from crumbs and stale pieces. Scald and dry it thoroughly every two or three days. A yard and a half square of coarse table linen makes the best bread-cloth. Keep in good supply; use them for no other purpose.

Some people use scalding water in making wheat bread; in that case the flour must be scalded and allowed to cool before the yeast is added,—then proceed as above. Bread made in this manner keeps moist in summer, much longer than when made in the usual mode.

Home-made yeast is generally preferred to any other. Compressed yeast, as now sold in most grocery stores, makes fine, light, sweet bread, and is a much quicker process and can always be had fresh, being made fresh every day.

GENERAL SUGGESTIONS.

In making batter-cakes, the ingredients should be put together over night to rise, and the eggs and butter added in the morning; the butter melted and eggs well-beaten. If the batter appears sour in the least, dissolve a little soda and stir into it; this should be done early enough to rise some time before baking.

Water can be used in place of milk in all raised dough, and the dough should be thoroughly light before making into loaves or biscuits; then, when moulding them, use as little flour as possible; the kneading to be done when first made from the sponge, and should be done well and for some length of time, as this makes the pores fine, the bread cut smooth and tender. Care should be taken not to get the dough too stiff.

When any recipe calls for baking-powder, and you do not have it, you can use cream-tartar and soda, in the proportion of one level teaspoonful of soda to two of cream-tartar.

When the recipe calls for sweet milk or cream, and you do not have it, you may use in place of it sour milk or cream, and, in that case, baking-powder or cream of tartar must not

be used, but baking-soda, using a level teaspoonful to a quart of sour milk; the milk is always best when just turned, so that it is solid, and not sour enough to whey or to be watery.

When making biscuits or bread with baking-powder or soda and cream-tartar, the oven should be prepared first; the dough handled quickly and put into the oven immediately, as soon as it becomes the proper lightness, to ensure good success. If the oven is too slow, the article baked will be heavy and hard.

As in beating cake, never stir ingredients into batter, but beat them in, by beating down from the bottom, and up, and over again. This laps the air into the batter, which produces little air-cells and causes the dough to puff and swell as it comes in contact with the heat while cooking.

TO RENEW STALE ROLLS.

To freshen stale biscuits or rolls, put them into a steamer for ten minutes, then dry them off in a hot oven; or dip each roll for an instant in cold water and heat them crisp in the oven.

MUFFINS.

One cup scalded milk, one cup boiling water, two table-spoons butter, one-quarter cup granulated sugar, three-quarters of a spoon salt, one-quarter cake Royal yeast, one egg, four cups flour. Add butter, sugar and salt to the scalded milk and water. When lukewarm add the yeast, and when that is dissolved add the egg and flour and beat all well together. Place the crock of this mixture in a warm room for over night. The next day you fill buttered rings two-thirds full of this batter, and set them aside till risen to the top of the rings. Bake half an hour. They should be ready for baking in time for an early lunch if mixed at ten o'clock or later the night before.

OLD-FASHIONED YEAST.

Six large potatoes, two quarts of water, half a cup of granulated sugar, half a cup of salt, one Royal yeast cake, a

handful of hops. Tie the hops in a piece of cheesecloth and cook in with potatoes. When done put through the colander; add salt and sugar; when luke warm add the dissolved yeast cake; let stand in a warm place, when it will be ready for use; after keep in a cool place. This is excellent and never fails.

SPICED RAISIN LOAF.

Two cups of warm milk, flour to make a soft dough, a quarter of a cup of old fashioned yeast; let it stand in a warm place till light. Then add half a cup of butter, half a cup of brown sugar, a teaspoon of cinnamon, cloves and allspice, three eggs, one pound of seeded raisins, bread flour enough to make it smooth and soft. Dough kneaded well; put in a warm place to rise; when light mould in a loaf; let rise again; when it has risen to the top of the pan bake in a moderate oven for one hour. This makes a large loaf.

MUFFINS.

For one dozen muffins use one pint of flour, one-half pint of milk, two teaspoonfuls Cleveland's baking powder, one-half teaspoonful salt, two tablespoonfuls sugar, two tablespoonfuls melted butter, two eggs. Mix the dry ingredients and sift them well. Beat the eggs light and add the milk to them. Add this to the dry ingredients and add the melted butter. Beat the batter vigorously for a few seconds. Put on buttered muffin pans and bake in a hot oven about twenty minutes.

VIENNA BREAD.

One cup milk (boiled to simmer), one cup hot water, one yeast cake, one teaspoon salt, flour to knead. (If to be set over night, use only half the yeast). In three tablespoons milk and water dissolve the yeast thoroughly and add to remaining milk and water. Add salt and sufficient flour (warmed) to make a light dough (about four cups). Turn out and knead until thoroughly smooth and does not stick to the hands. Put in a greased basin, cover, and stand in a warm place to rise,

for three hours. When risen, turn out, and cut into small rolls, knead each roll a little and put in a greased tin. Grease over tops with melted butter, cover and stand in a warm place till twice their original size. Grease again and bake in a hot oven.

PARKER HOUSE ROLLS.

One egg well beaten, one tablespoon sugar, one-half cup milk, one cake yeast. Salt and enough flour to make a light dough. Beat egg and salt, add sugar, dissolve yeast in a little milk, and add to egg and salt and sugar. Add flour and set to rise for an hour or an hour and one-half. Turn out and knead. Roll out with a rolling pin about one-half inch thick. Cut with a ring, brush over with water, fold in two and brush over with egg. Set to rise to twice original size and bake. Use same amount of yeast for twice the quantity.

MUFFINS.

One and one-half cups flour, a little salt, two teaspoons baking powder, sifted together. Yolks of two eggs well beaten, one cup milk, butter half size egg. Then stir in flour; beat up whites of eggs and stir in, have tins well buttered. Bake in quick oven twenty minutes to one-half hour.

SODA SCONES.

One pound sifted flour, two cups sour or buttermilk, one teaspoon soda, well rubbed through the flour, a little salt in the milk. If sweet milk is used, to one teaspoonful of soda put two of cream of tartar.

SPOON BREAD.

Stir into a pint of milk enough white cornmeal to make a thin batter; add a teaspoonful of baking powder, salt and two eggs, the whites and yolks of which have been beaten separately. Pour the mixture into a baking dish, smooth the top with a broad, flat knife, and dot with pieces of butter.

Bake and serve in the dish with a spoon. This is excellent with gravy for the nursery table.

SCONES.

Three cups sifted flour, add three teaspoons baking powder, and half a teaspoon salt; then sift again. Mix one teaspoon granulated sugar with three teaspoons cold butter (cut in dice), and one cup milk, add the flour to the mixture, handling as little as possible. Cut into three portions, make with a silver knife a + and bake twenty minutes. On removing from oven rub over with a little butter.

MARYLAND BISCUIT.

Two sifters of flour, two tablespoons of lard, one salt-spoon of salt. Mix to as stiff a dough as possible. Beat with sadiron or rolling pin until soft and blistering. Cut out and press the knuckles into each biscuit. Bake in a quick oven.

HOT BAKING POWDER BISCUITS.

Two cups flour sifted well, four teaspoons baking powder, one scant teaspoon salt, one tablespoon lard, one tablespoon butter, three-quarters cup milk (or water, or both), to a soft dough; drop on pan, or roll out.

CORN MUFFINS.

Beat two eggs very light, add one teaspoonful of melted butter, one tablespoonful of brown sugar, two teacupfuls corn meal, one heaping tablespoonful of flour, to which add one teaspoonful of Cameo baking powder and a cupful of milk. Mix thoroughly, pour into greased muffin tins and bake in a quick oven.

SPANISH BUN.

Two eggs, small cup sugar, butter size of a large egg, one-half cup milk, one-quarter teaspoonful cloves, three small teaspoonfuls cinnamon, two teaspoonfuls baking powder, one large cup of flour.

MUFFINS.

Two eggs, one teaspoonful butter, a little salt, one-half or three-quarters cake compressed yeast, one-half pint milk, a little brown sugar. Warm the milk and butter, dissolve the yeast in a little milk, beat the eggs well, enough flour to make a thick batter. Leave it to rise some hours. Put into well-buttered rings. Rise another hour. Bake twenty minutes in a good oven. Guaranteed for tea at seven; set at two.

SPANISH BUN.

Three-quarters cup of butter, one cup of sugar, four eggs, one cup of sweet milk, three cups of flour, and three teaspoons of baking powder. Flavor as desired. Bake in a moderate oven. Ice with the following:—The whites of three eggs well beaten with one and one-half cups of sugar.

SPICE GEMS.

A full half cup of butter, one cup of brown sugar, one teaspoonful of ginger, half a teaspoonful each of other spices to taste, one egg, half a cupful of molasses, half a cupful of milk. Enough flour to make a paste thick enough to cling to the spoon. Put in ingredients in order mentioned. Dissolve small teaspoonful of carbonate of soda in a very little boiling water; add to the batter a pinch of salt. Mix thoroughly, and bake in buttered gem-pans in moderate oven.

POPOVERS.

One pint of flour, one pint of sweet milk, butter size of an egg, two eggs and pinch of salt. Bake in gem-irons, well heated, in hot oven.

ADIRONDACK CORNBREAD.

Five eggs beaten separately, add to one pint milk, one-half pint flour, one-half pint cornmeal well mixed, the beaten yolks and two ounces melted butter; let it stand ten minutes. Then add whites, one tablespoon each salt and sugar, and two teaspoons baking powder. Mix thoroughly and bake in long biscuit tins.

MILK MUFFINS.

One and one-half cups of flour, one and one-half spoonfuls of baking powder, one pinch salt, and enough milk to make a very light batter; beat till it becomes a cream. Butter the tins well and drop the mixture into pans. Fill half full and bake fifteen minutes in a very hot oven.

SPANISH BUNS.

Four eggs, white of one left out for icing; three-quarters of a cup of butter, two cups of brown sugar, one cup of sweet milk, two and a half cups of flour, three teaspoonfuls of baking powder, one dessertspoonful of cloves and cinnamon.

SCOTCH CURRANT BUN (GLENORCHY).

One pound flour, one pound sugar, one-quarter pound orange peel, one-quarter pound almonds, two pounds currants, two pounds large raisins, two teaspoons ginger, two teaspoons cinnamon, two teaspoons Jamaica pepper, one teaspoon soda, one teaspoon cream tartar, one-third teaspoon black pepper, one large cup of buttermilk. This is all for cake proper.

(Take one and one-half pounds of flour, one-quarter pound butter, one-half teaspoon baking powder for the sheet of paste which encloses the bun.) The fruit must be carefully prepared. Stone raisins, clean currants, blanch almonds; cut up orange-peel fine. Put all fruit, flour, sugar, and spices into a big basin; set aside and make paste, using the quantities given above. Rub butter into flour with baking powder, making into a stiff dough with water. Roll out thin. Grease tin, line it with paste; keep piece for top of bun. Now pour milk into flour and mix also fruit all well together with the hand. It must be just moist, not too thin; pour all into the tin and lay on top sheet. Dot with fork; bake for three hours in moderate oven.

BAKED BROWN BREAD.

Two cups of Indian meal, two cups rye-flour or Graham, three-quarters cup of molasses, one teaspoonful soda, one-half

teaspoonful salt; sour milk enough to make a batter about like cake. Have moderate oven; bake slowly four or five hours. Sweet milk or water can be used in making the batter, and two teaspoonfuls of baking powder sifted with the flour, instead of the soda.

GRAHAM BREAD.

Two cups of wheat flour, four cups of Graham flour, two cups of warm milk, one cake of compressed yeast, half cup of molasses, two teaspoons of salt, a teaspoon of soda, dissolved in the water. Make as stiff as can be stirred with a spoon. Let it rise over night. In the morning beat it a little, form in one or two loaves, put in pans, and when it rises again, bake one hour in a moderate oven.

QUICK GRAHAM BREAD.

One pint sour milk, one teaspoonful of soda, half a cup of molasses, half teaspoon salt. Stir in Graham flour to make a stiff dough, and bake in a quick oven. A little shortening makes it more tender.

INDIAN BREAD.

Scald one pint of Indian meal with one quart of milk or water; boiling milk and water can be used, half and half. When cool add: One pint of Graham flour, one cup of wheat flour, two tablespoonfuls of butter (melted), one teaspoonful of salt, half cupful of yeast. If yeast cakes are used, one will answer. Dissolve it in a cup half full of warm water. Do this at night. In the morning stir down; put in a well-buttered pan, letting it rise first for half an hour, and bake slowly.

NEW ORLEANS CORN BREAD.

One and one-half pints corn-meal, half pint flour, one tablespoonful sugar, one teaspoonful salt, two teaspoonfuls baking powder, one and a quarter pints milk, one tablespoonful lard, two eggs. Sift together corn-meal, flour, sugar, salt and powder; rub in lard, cold; add eggs (beaten), and the

milk; mix into a moderately stiff batter; pour from bowl into a shallow cake-pan. Bake in rather hot oven thirty minutes.

RYE BREAD.

One cup yeast, one pint of warm water to two pints of rye flour, and one pint of wheat flour; two tablespoonfuls lard or butter; two tablespoonfuls brown sugar. Beat together, and let rise over night. In the morning mix with this: One quart of warm milk, one cup of Indian meal, enough rye flour to make into dough. Knead; cover, set in a warm place to rise two or three hours. Knead again, and make into loaves. If there is the least tendency to sourness, add a teaspoonful of soda, dissolved in warm water. It is best to always add this in warm weather. Rub soda smooth with a knife blade before measuring.

OATMEAL BREAD.

Half pint of oatmeal, two and a half pints flour, half teaspoonful of salt, three teaspoonfuls baking powder, three-quarters of a pint of milk, one and a half pints salted water. Boil the oatmeal in water for one hour; add milk; set aside until cold. Then place in bowl, sift together flour, salt, and powder, and add. Mix together smoothly and deftly; bake in greased tin forty-five minutes, protected with paper twenty minutes.

CREAM OF TARTAR AND SODA BISCUIT WITHOUT MILK.

One quart of flour, two heaping teaspoonfuls of butter chopped in the flour, two cups cold water, two teaspoonfuls cream tartar, sifted with the flour, one teaspoonful soda dissolved in hot water, one-half teaspoonful salt. Stir the dissolved soda in the cold water. Mix the dough very quickly, having it just stiff enough to handle and roll. Bake in a quick oven.

BUTTERMILK BISCUIT.

For four persons take one pint moderately sour buttermilk and stir in it a rounding teaspoonful of baking soda. Pour into the flour bowl where there has been made a hole in the middle of the flour. Add a half-teaspoonful of salt and half a cup of soft lard. Mix with the fingers into a soft dough. Do not get in too much flour—it must be quite soft. Roll out one inch thick and cut; place not too close together on a tin and bake in a very hot oven. This is a thoroughly tested recipe. Maple syrup, honey or preserves make an excellent accompaniment.

RAISED GRAHAM BISCUIT.

One pint of milk or water, one tablespoonful butter, two tablespoonfuls sugar, half cup of yeast. (If dry yeast is used, take half cake of yeast dissolved in half cupful warm water.) Use enough of wheat flour to make a thin batter; add the remainder of the ingredients and as much Graham flour as can be stirred in with a spoon. Set away until morning. In the morning butter a pan, and with floured hands tear off bits of dough the size of an egg, roll lightly between the palms, put in the pan, let rise twenty minutes and bake in a hot oven.

EGG ROLLS.

Two eggs, well beaten, one small cup of milk, one tablespoonful of lard or melted butter, two teaspoonfuls of baking powder, and enough flour to make a stiff biscuit. Roll out, cut desired size, bake in a hot oven. Nice biscuit for tea. If liked, add two tablespoonfuls of white sugar.

PARKER HOUSE ROLLS, WITH BAKING POWDER.

These are not the old original Parker House Rolls, but are quicker made: Sift three tablespoonfuls of baking powder with one quart of flour; put in one tablespoonful of cold butter; add one well-beaten egg, one tablespoonful of sugar, and one teaspoonful salt; rub well together, and make into

a dough, with a pint of cold milk. Roll out less than half-inch thick. Cut with a large biscuit-cutter. Spread soft butter over the top of each, fold them together, and lay a little apart on greased tins. Brush over the tops with sweet milk and set immediately in a hot oven.

VIENNA ROLLS.

Two pounds of sifted flour banked around pan, one-half pint of milk, one-half pint of water; mix to a thin batter. quickly add one-half pint of milk in which has been dissolved one teaspoonful of salt and one compressed yeast cake; leave remainder of flour against side of pan; cover and keep free from air fifty minutes; then mix in rest of flour until dough leaves side and bottom of pan; let stand for two and a half hours. Divide into one-pound pieces; sub-divide into twelve pieces. Flatten these small pieces of dough in squares three-quarters of an inch thick. fold their corners to the centre, pinch them down to hold them, and turn the little rolls thus made over on a board covered with cloth; let them stand for about ten minutes, turn them up again on a baking-pan and put into a hot oven to bake quickly, for about fifteen minutes; when half done brush them with milk, return them to the oven and finish baking. Some trouble, but the result is delicious.

BREAD TWIST ROLLS.

Take enough bread dough in the morning for a tin of rolls. Work in one tablespoonful butter or lard. Divide the dough into parts the size of an egg, sub-dividing each of these into two unequal pieces. The largest piece form into a taper roll. Lay in a buttered pan. Do not let touch. Divide the smaller pieces into three pieces each. Roll these longer than the others and braid. Place a braid on the top of each large roll, pinch the ends of the two together, wash over with milk and bake.

FRENCH ROLLS RAISED.

Two cups of sweet milk, three-quarters of a cup of butter and lard mixed, one-half cup of yeast, or one-half cake of

yeast dissolved in one-half cup of water, one teaspoonful of salt. Flour to make a stiff dough. Let rise over night. In the morning add two well-beaten eggs, knead and let rise again. Make into balls the size of an egg. Then roll each one between the hands to make a long roll (about three inches long). Place close together in even rows on well-buttered pans. Cover and let rise again. Bake in a quick oven to a delicate brown. Glaze with sweet milk before baking.

HOT CROSS BUNS.

Three cupfuls of milk, one cup of soft yeast, or one cake of compressed yeast, dissolved in one cup of warm water. Flour to make a thick batter. Set as a sponge over night. In the morning add half a cupful of melted butter, one cupful of sugar, half nutmeg, grated, one saltspoonful of salt. Add sufficient flour to make a soft dough. Form into balls, flatten out with the hand, and mark deeply in the form of a cross with the back of a knife. Lay on buttered tins, and set to rise, and bake when light. Some cooks add a teaspoonful of coriander seeds.

OATMEAL PUFFS.

Sift together one-half pint oatmeal, one-half pint Graham flour, one-half pint wheat flour, one teaspoonful sugar, one-half teaspoonful salt, two teaspoonfuls baking powder; add three well-beaten eggs, one pint sweet milk. Mix into a thin batter, then half fill well-greased gem pans, and bake in hot oven ten to fifteen minutes. Serve hot.

YEAST RUSKS.

One-half pint sweet milk, one teacupful yeast, or one compressed yeast cake, two eggs; mix with flour to stiff batter and raise; then add one cup of butter, one-half cup of sugar, one teaspoonful of soda, little nutmeg; let rise again; then knead and mould into shape; let rise and bake; when done wet top with eggs, sprinkle with sugar, and return to oven again for a moment. Serve hot.

DRIED RUSKS.

Make as above with yeast. When ready to bake, roll out one inch thick. Cut in round cakes with a biscuit cutter, and arrange in a buttered baking-pan in two layers, one laid carefully upon another. Butter slightly between them. Let rise half an hour, and bake. When done, lift apart and throw loosely in the pan. Put in the oven when the fire is low, and leave all night; when sufficiently dried and browned, put in a clean muslin bag and hang up in the kitchen. It will be at least three days before they are ready to use. To serve, put as many as desired in a deep dish, and pour cold milk over them. When soft, drain and eat with butter or cream. Good with coffee, served dry; nice for invalids. Will keep for weeks. Rusks baked in the ordinary form can be sliced lengthwise in two or three slices, after they have cooled, and dried in the same way.

GRAHAM GEMS.

Mix Graham flour with milk to form a stiff batter; add a pinch of salt and one egg. Bake in gems, hot and well greased. To make strictly hygienic, mix the batter with water instead of milk; omit the egg, and add one tablespoonful of sugar or molasses to aid in browning the gems. A very quick oven must be used in this last way.

Butter the gem-pans carefully, first heating them on the stove. Put a little butter in the bottom of each one. It will melt and rise up on the sides as the batter is dropped in. Fill the pans two-thirds full, leaving room to rise. Bake about twenty minutes.

APPLE GEMS.

Chop four sour apples very fine; stir into them one beaten egg, one-quarter cup molasses and one and a half cups each of cornmeal and sifted flour; dissolve a half teaspoonful soda in warm water and add it, using enough water to thin batter. Bake in buttered gem-pans in a moderate oven.

GRAHAM GEMS (WITH BAKING POWDER).

One tablespoonful of butter, one beaten egg, one cup of milk, two tablespoons of sugar, two teaspoons of baking powder, in Graham flour enough for a good batter. Bake as above. A change in this may be made by taking one cup of sour milk instead of sweet, and half a teaspoonful of soda. (Take a level teaspoonful of soda, flatten it over with a knife, and cut in smoothly in half.) Bake as before. Tear gems open with a fork, and butter.

OATMEAL GEMS.

One cupful of oatmeal soaked over night in one cupful of water. In the morning, add one cupful sour milk, one cupful flour, three-quarters of tablespoonful of soda, one-half tablespoonful of salt, one tablespoonful of butter, two tablespoonfuls of sugar. Mix, and bake in hot, well-buttered gem-pans. If too moist, add a little more flour. One cupful of sweet milk, and one teaspoonful of baking powder can be used instead of sour milk and soda.

WHEAT GEMS.

One quart of flour, one quart of milk, four eggs, one teaspoonful of salt, two teaspoonfuls (small) of butter. Sift the flour with the salt; stir the milk in smoothly. Beat the yolks and whites well and separately; stir first the yolks in the milk and flour, then the whites, then the melted butter. Half fill the gem-pans and bake in a deep pan or on a baking-sheet in a moderate oven for twenty-five minutes; if baked in earthen cups, forty-five minutes. Let them be thoroughly baked, or they will fall on being taken from the oven.

POTATO SCONES.

Half a dozen large boiled potatoes, mash carefully and salt; knead potato with a little flour, form into scones an inch thick. Bake in moderate oven and prick to prevent blistering. Split and butter plentifully, and serve at once, piping hot.

RICE MUFFINS.

One scant cup of boiled rice, one egg, tablespoonful of white sugar, a little salt, one and a half cups of milk, one and a half cups flour, one teaspoonful baking powder in the flour, tablespoonful of melted butter. Bake in muffin tins.

ROLLED BREAD AND BUTTER.

Rolled bread and butter is much preferable to flat slices for afternoon teas, as ladies may hold it without spoiling dainty gloves. Butter the loaf—not a fresh one—having first de-crusted it with a very sharp knife; cut a slice as thin as possible and roll each slice with flat of hand—practice soon perfects. Pile the rolls log-fashion, or in a pyramid, on a doyley-covered bread plate; garnish daintily with parsley or cress. [A cress sandwich just means a spray of cress laid on the slice before rolling, one end of the cress projecting from the roll.—Ed.]

CORNMEAL MUFFINS.

Three-quarters of a cup of butter, two eggs, one cup of milk, three-quarters of a cup of cornmeal, two cups of flour, half a cup of sugar, three teaspoonfuls of baking powder, a little salt. Bake in muffin tins.

RYE GEMS.

One pint of warm milk with one teaspoonful of soda dissolved in it, a pinch of salt, two eggs, well beaten. Rye flour enough to make a thin batter. Bake in gem-pans.

MUFFINS.

Muffin rings should be well greased, filled two-thirds full and baked upon a well-buttered griddle upon the stove, turning ring and all with a pancake shovel when one side is done to brown the other. Or the rings may be filled and set in a buttered pan and baked in the oven. Turning will not be necessary. Muffin rings two and a half inches across and one and a half inches deep are the most convenient size. Gem

irons can also be used. Occasionally the same recipe can be dropped in spoonfuls on a griddle and baked, turning over with a pancake shovel. This is nice when haste is necessary. Tear open and butter.

MUFFINS, PLAIN.

Three cups of flour before sifting, one cup of water, one and a half cups of sweet milk, three level teaspoonfuls butter, two tablespoonfuls of sugar, three teaspoonfuls of baking powder. Mix the sugar and shortening to a cream, add the liquid, then sift the flour and baking powder into it. Beat well, heat gem irons hot, grease, fill nearly full, and bake in hot oven twenty minutes. An egg is used sometimes. Sour milk and soda may be substituted, three-quarters teaspoonful of soda.

RAISED MUFFINS.

Four cups of wheat flour, one and a half pints sweet milk, one heaping tablespoonful lard, two eggs, one-half teacupful of yeast. Sift the flour into a pan with a pinch of salt; warm the milk and add lard, and stir into the flour. Beat the eggs light, add to the mixture. When thoroughly mixed add yeast. Set to rise about three hours before using, and when very light bake in muffin rings in a quick oven. These muffins must be served the instant they come from the oven. The muffin rings can be put on a griddle and baked also by turning the rings over with a pancake turner. If wanted for breakfast set over night. Tear the muffins open when done, put a bit of butter in each and keep warm until served. Never cut them. Graham muffins can be made the same way.

ENGLISH BREAKFAST MUFFINS.

Three level teaspoonfuls of butter, two eggs, one pint of milk, three cups of flour, one teaspoonful of salt, two teaspoonfuls baking powder. Soften the butter, add to it the yolks of two eggs; beat; add milk; mix; add flour, salt and baking powder; beat well; stir in well-beaten whites, bake in quick oven twenty-five minutes in well-greased rings.

WAFFLES.

The first essential to success in waffles is a well-fitting waffle-iron. The waffle-iron should fit tightly over the stove-hole. There should be no space in which to admit a draught of air around the waffle-iron to the fire; yet there should be space enough for it to turn easily.

Heat the irons thoroughly before beginning to bake. They should be as hot as a griddle. Grease the waffle-irons with a piece of beef suet. Be sure that the side of the iron on which the batter is to be poured is extra hot, and as soon as the first waffles are put in it and the iron is closed, turn it. This method insures their baking on both sides. Fill two-thirds full of the batter. As soon as they are baked, lay them on a plate, butter them, lay another over them, and serve them.

SAVORY FRIED BREAD.

Cut slices of stale loaf bread about half an inch thick, shape them like chops, soak the slices in a rich, well-seasoned vegetable stock until nearly saturated with it—don't allow them to become too soft—then dip in beaten egg mixed with a little milk and fry in butter until a nice brown. Serve with tomato sauce or around a dish of stewed tomatoes.

CORNMEAL GEMS.

Cornmeal, three-quarters of a cup; flour, two cupfuls; sugar, half a cupful; butter, half a cupful; two eggs; milk, one cupful; three tablespoonfuls baking powder, a pinch of salt. Bake in gem-pans.

SPANISH BUN.

Yolks of three eggs, one cupful brown sugar, one teaspoonful of cinnamon, half a cupful of butter, a pinch of salt, three-quarters of a cup of milk, flour enough to make a nice batter. Bake in moderate oven.

Icing for Spanish Bun.—Whites of three eggs, large cup of brown sugar; beat five minutes; spread on the cake; put in the oven and brown.

PARKER HOUSE ROLLS.

Two quarts of flour, one pint of milk, two tablespoonfuls of sugar, one yeast cake (Fleischmann's, or one cup of yeast), four tablespoonfuls lard, a little salt. Mix at 9 o'clock with half of the flour; at 12 stir in rest of flour; at 2.30 knead well; at 3.30 roll about a quarter of an inch thick, cut and spread lightly with melted butter, and double over. Let them rise until 5.40, and then bake twenty minutes in quick oven.

BUTTERMILK PANCAKES.

One quart flour, one egg, half cup of brown sugar, a little salt, one teaspoonful baking powder, four cups buttermilk. Mix well and drop with a spoon on a hot greased pan or griddle.

FRUIT PIN WHEELS.

Mix together one pint of sifted flour, one tablespoonful of sugar, half a teaspoonful of salt, and two teaspoonfuls of baking powder. Rub in two large tablespoonfuls of butter, and mix into a moderately stiff dough with half a pint of milk. Sprinkle the pastry board with flour, turn out the dough and roll it to a large square about half an inch thick. Spread a large spoonful of slightly melted butter on this, and then one cupful of Demarara sugar, and one cupful of well-cleaned currants, grate a little nutmeg over the sugar and currants and roll up just like a jelly roll or "rolypoly." Cut the roll into slices about three-quarters of an inch thick, and place them upon a well-buttered baking shell or tin, but do not let the slices touch each other. Bake in a very quick oven for ten or twelve minutes.

GRAHAM GEMS.

One cup of milk, one egg, one tablespoonful of sugar, one teaspoonful of cream-tartar, half a teaspoonful of soda, one and a half cups of Graham flour. Salt.

ENGLISH MONKEY.

Soak one cupful of stale breadcrumbs in one cup of milk fifteen minutes; put one heaping teaspoonful of butter into chafing-dish; add three-quarters of a cup of cheese cut fine; stir until melted; add crumbs with one beaten egg.

TOAST.

Toast should be made of stale bread, or at least of bread that has been baked a day. Cut smoothly in slices, not more than half an inch thick; if the crust is baked very hard, trim the edges and brown very evenly, but if it happens to burn, that should be scraped off. Toast that is to be served with anything turned over it, should have the slices first dipped quickly in a dish of hot water turned from the boiling tea-kettle, with a little salt thrown in. Cold biscuits cut in halves, and the under crust sliced off, then browned evenly on both sides, make equally as good toast. The following preparations of toast are almost all of them very nice dishes, served with a family breakfast.

MILK TOAST.

Put over the fire a quart of milk, put into it a tablespoonful of cold butter, stir a heaping teaspoonful of flour into half a gill of milk; as soon as the milk on the fire boils, stir in the flour, add a teaspoonful of salt; let all boil up once, remove from the fire, and dip in thin slices of toasted bread. When all are used up, pour what is left of the scalded milk over the toast. Cover, and send to the table hot.

CREAM TOAST.

Heat a pint of milk to boiling, and add a piece of butter the size of an egg; stir a tablespoonful of flour smoothly into a cup of rich cream, and add some of the boiling milk to this; heat it gradually and prevent the flour from lumping; then stir into the boiling milk, and let it cook a few moments; salt to taste. After taking from the fire stir in a beaten egg; strain the mixture on to toast lightly buttered.

AMERICAN TOAST.

To one egg thoroughly beaten, put one cup of sweet milk, and a little salt. Slice light bread and dip into the mixture, allowing each slice to absorb some of the milk; then brown on a hot, buttered griddle or thick-bottom frying-pan; spread with butter, and serve hot.

NUNS' TOAST.

Cut four or five hard-boiled eggs into slices. Put a piece of butter half the size of an egg into a sauce-pan, and when it begins to bubble add a fine chopped onion. Let the onion cook a little without taking color, then stir in a teaspoonful of flour. Add a cupful of milk, and stir until it becomes smooth, then put in the slices of eggs and let them get hot. Pour over neatly trimmed slices of hot buttered toast. The sauce must be seasoned to taste with pepper and salt.

FRENCH TOAST.

Slice bread as for ordinary toast. Beat one egg well, add to it two cupfuls milk. Soak a slice of bread in the egg and milk, then fry it in butter, turn until nicely toasted on both sides, sprinkle white sugar over it. You may serve it separately, or place one slice above another. This is an impromptu dessert easily and quickly made.

HAM TOAST.

Three-quarters cup boiled ham without fat, minced, two tablespoons milk, one tablespoon butter, two eggs, pepper. Put milk and butter in a saucepan, let them come to a boil, and add the ham, pepper and eggs beaten light, stir constantly till it thickens. Serve on squares of buttered toast.

CREAMED OYSTERS ON TOAST.

Slices of hot toast covering large hot platter. One pint boiling milk. Turn in one pint oysters, then two dessert-spoons cornstarch or flour stirred smooth in a little milk. Salt, cayenne, lump of butter size of small egg. Pour over toast and serve instantly.

SANDWICHES.

HAM SANDWICHES.

Make a dressing of half a cup of butter, one tablespoonful of mixed mustard, one of salad oil, a little red or white pepper, a pinch of salt and the yolk of an egg; rub the butter to a cream, add the other ingredients and mix thoroughly; then stir in as much chopped ham as will make it consistent, and spread between thin slices of bread. Omit salad oil and substitute melted butter, if preferred.

HAM SANDWICHES, PLAIN.

Trim the crusts from thin slices of bread; butter them, and lay between every two some thin slices of cold, boiled ham. Spread the meat with a little mustard, if liked.

CHICKEN SANDWICHES.

Mince up fine any cold boiled or roasted chicken; put it into a saucepan with gravy, water or cream enough to soften it; add a good piece of butter, a pinch of pepper; work it very smooth while it is heating until it looks almost like a paste. Then spread it on a plate to cool. Spread it between slices of buttered bread.

SARDINE SANDWICHES.

Take two boxes of sardines, and throw the contents into hot water, having first drained away all the oil. A few minutes will free the sardines from grease. Pour away the water and dry the fish in a cloth; then scrape away the skins, and pound the sardines in a mortar till reduced to paste; add pepper, salt, and some tiny pieces of lettuce, and spread on the sandwiches, which have been previously cut. The lettuce adds very much to the flavor of the sardines.

Or chop the sardines up fine and squeeze a few drops of lemon-juice into them and spread between buttered bread or cold biscuits.

WATERCRESS SANDWICHES.

Wash well some watercress, and then dry them in a cloth, pressing out every atom of moisture, as far as possible; then mix with the cresses hard boiled eggs chopped fine, and seasoned with salt and pepper. Have a stale loaf and some fresh butter, and with a sharp knife cut as many thin slices as will be required for two dozen sandwiches; then cut the cress into small pieces, removing the stems; place it between each slice of bread and butter, with a slight sprinkling of lemon-juice; press down the slices hard, and cut them sharply on a board into small squares, leaving no crust.

EGG SANDWICHES.

Hard boil some very fresh eggs, and when cold, cut them into moderately thin slices, and lay them between some bread and butter cut as thin as possible; season them with pepper, salt and nutmeg. For picnic parties, or when one is traveling, these sandwiches are far preferable to hard-boiled eggs au naturel.

MUSHROOM SANDWICHES.

Mince beef tongue and boiled mushrooms together, add French mustard, and spread between buttered bread.

CHEESE SANDWICHES.

These are extremely nice, and are very easily made. Take one hard-boiled egg, a quarter of a pound of common cheese grated, half a teaspoonful of salt, half a teaspoonful of pepper, half a teaspoonful of mustard, one tablespoonful of melted butter, and one tablespoonful of vinegar or cold water. Take the yolk of the egg and put it into a small bowl and crumble it down, put into it the butter and mix it smooth with a spoon, then add the salt, pepper, mustard, and the cheese, mixing each well. Then put in the tablespoonful of

vinegar, which will make it the proper thickness. If the vinegar is not relished, then use cold water instead. Spread this between two biscuits or pieces of oat-cake, and you could not require a better sandwich. Some people will prefer the sandwiches less highly seasoned. In that case, season to taste.

SAVORY SANDWICHES.

Mix a cupful of chopped chicken, a generous slice of boiled ham (minced), three tablespoonfuls of butter, half a teaspoonful of mace, and a few drops of onion-juice into a soft paste with a few spoonfuls of oyster-liquor. Set in a saucepan of boiling water and stir until smoking-hot. Set aside to get cold, and spread between thin slices of Graham bread.

TONGUE SANDWICHES.

Mix a cupful of finely chopped tongue with half as much boiled ham, stir in three tablespoonfuls of melted butter beaten light with as much salad oil, half a teaspoonful of made mustard, and a quarter of a teaspoonful of paprica. When the mixture is smooth and light set in a saucepan of boiling water over the fire and cook until it is thoroughly heated. Beat in the yolk of a whipped egg, take from the fire and set by until perfectly cold. Spread between thin slices of bread.

CREAM-CHEESE SANDWICHES.

Rub together half a Philadelphia cream-cheese, a tablespoonful of butter, the powdered yolks of two hard-boiled eggs; season with salt and paprica and spread this between crackers—saltines, or water-thin biscuits, or “sea foams.” Home-made cottage cheese can be substituted for the Philadelphia.

PIQUANT SANDWICHES.

Cut bread very thin, buttering it lightly on the loaf. Upon each slice spread a filling made by mixing three hard-boiled eggs, minced extremely fine, with half their bulk of sharp

green pickle chopped equally small. Season this compound with salt and pepper to taste, and work in a little butter. Lay another thin slice of bread, buttered side down, over this, and cut them into square and triangular sandwiches.

CELERY SANDWICHES.

With a sharp knife cut white tender celery into bits a quarter of an inch long until you have a cupful. Mix with it two minced eggs that have been boiled twenty-five minutes, then left in cold water until they have cooled to the heart. Chop them fine and rub through a coarse sieve, work up well with the celery and beat in two tablespoonfuls of mayonnaise dressing. Spread between thin slices of buttered bread.

LETTUCE SANDWICHES.

Cut thin slices from the end of a loaf of Graham bread, buttering before slicing. Cut these into rounds with a cake-cutter. Spread each slice with mayonnaise dressing and enclose between every two a leaf of crisp "heart" lettuce. Trim off the projecting edges of the leaves.

CRESS SANDWICHES

are made in the same way.

PEANUT SANDWICHES.

Home made peanut butter for sandwiches demands fresh roasted peanuts made into a paste. First grind, or chop fine in the finest knife chopper. Mix this meat with a good oil mayonnaise. Spread it between folds of bread, like butter, for sandwiches.

PEANUT SANDWICHES (No. 2).

Crush the shelled peanuts divested of skins. Season with salt and mix to a paste with cream, or omit the salt and add to creamed butter.

EGGS AND OMELETS.

EGGS.

There are so many ways of cooking and dressing eggs that it seems unnecessary for the ordinary family to use only those that are the most practical.

To ascertain the freshness of an egg, hold it between your thumb and forefinger in a horizontal position, with a strong light in front of you. The fresh egg will have a clear appearance, both upper and lower sides being the same. The stale egg will have a clear appearance at the lower side, while the upper side will exhibit a dark or cloudy appearance.

Another test is to put them in a pan of cold water; those that are the first to sink are the freshest; the stale will rise and float on top; or, if the large end turns up in the water, they are not fresh. The best time for preserving eggs is from July to September.

TO PRESERVE EGGS.

There are several recipes for preserving eggs, and we give first one which we know to be effectual, keeping them fresh from August until spring. Take a piece of quick-lime as large as a good-sized lemon, and two teacupfuls of salt; put it into a large vessel and slack it with a gallon of boiling water. It will boil and bubble until thick as cream; when it is cold, pour off the top, which will be perfectly clear. Drain off this liquor, and pour it over your eggs; see that the liquor more than covers them. A stone jar is the most convenient—one that holds about six quarts.

Another manner of preserving eggs is to pack them in a jar with layers of salt between, the large end of the egg downward, with a thick layer of salt at the top; cover tightly, and set in a cool place.

Some put them in a wire basket or a piece of mosquito net, and dip them in boiling water half a minute; then pack in sawdust. Still another manner is to dissolve a cheap article of gum arabic, about as thin as mucilage, and brush over each egg with it; then pack in powdered charcoal; set in a cool, dark place.

Eggs can be kept for some time by smearing the shells with butter or lard; then packed in plenty of bran or sawdust, the eggs not allowed to touch one another; or coat the eggs with melted paraffine.

OMELET (very good).

(Half will make nice sized omelet.)

Beat separately six eggs, the whites to a stiff froth, two tablespoonfuls of flour, one teaspoonful of baking powder, cup of milk, pinch of salt; put the whites in last; have frying-pan hot, and put in butter; when melted cook batter as quickly as possible after the whites are added; do not turn, but place in hot oven to cook top.

OMELET.

Two eggs, whites and yolks beaten separately, two teaspoons cornstarch, one-quarter teaspoon baking powder, three tablespoonfuls of milk, season to taste; stir in whites last.

ANCHOVY EGGS.

Two hard-boiled eggs, one teaspoon anchovy paste, two ounces butter, a few grains cayenne, a few drops of red and green coloring, pepper and salt; cut the eggs in half and take out the yolks very carefully; cut a small slice from the end of the whites. Pound together the yolks, butter and anchovy paste; add seasoning and fill the whites with the mixture; color remainder half red and half green; rub through a hair sieve and with it ornament the eggs.

GERMAN OMELET (GOOD).

Four eggs, four teaspoonfuls cornstarch, one-half pint milk, salt (and celery salt if preferred). Beat eggs separately. Mix beaten yolks, milk, cornstarch and seasoning and divide into two parts. Pour into a hot buttered frying-pan and cook slowly. When beginning to set, put on the top of the half the beaten whites, and when cooked turn over so that the white of the eggs is enrolled in the omelet. Serve very hot, with brown side up; proceed in the same manner with the remaining half.

SAVORY EGGS.

Savory eggs is a dainty made as follows: Boil some eggs quite hard, shell them, cut in halves and take out the yolks. Pass through a sieve, mix with chopped ham, parsley, a little bit of onion, pepper and salt and a little cream. Then put back in the whites. Place on little rounds of bread and butter and serve cold.

OMELET OF MUSHROOM OR POTATO.

Omelet of mushroom or potato chopped very fine is excellent. Make an ordinary egg and cream omelet and as soon as it is set sprinkle the finely chopped scalded mushroom or hot-cooked potato cut fine, and fold the omelet over once and dish immediately.

OMELET.

Beat six eggs very light, the whites to stiff froth, the yolks to a smooth, thick batter; add to yolks a small cupful of milk, pepper and salt, lastly pour in whites lightly. Have ready in hot frying-pan a good lump of butter. When it sizzles pour in lightly your mixture, setting over clear fire; do not stir, but contrive, as eggs set, to slip broad-bladed knife under the omelet to guard against burning, the instant hiss of butter flowing to hottest part of pan proves the wisdom. If your even is hot you may put your frying-pan into it as soon as the middle is set. When done lay a hot dish, bottom upward, on the top of the pan, and dexterously upset the latter to bring the brown side of omelet uppermost.

STEWED EGGS.

Two Spanish onions, four hard-boiled eggs, two table-spoons butter, two table-spoons flour, three-quarters pint milk or cream; salt, pepper, and nutmeg. Fry onions, sliced in butter in a covered pan till very tender, but do not brown; add flour and mix well, then add milk and stir until thickened; season, add eggs cut in quarters; simmer ten minutes and serve with garnish of fried strips of bread.

EGGS STEWED IN CREAM.

Boil one pint cream, add ten whole black peppers. When boiling add six eggs; let cook on top of stove five minutes, then bake in oven ten minutes. Add pinch of salt and serve from same dish.

OYSTER OMELET.

Parboil a dozen oysters in their own liquor, skim them out, and let them cool; add them to the beaten eggs, either whole or minced. Cook the same as a plain omelet. Thicken the liquid with butter rolled in flour; season with salt, cayenne pepper and a teaspoonful of chopped parsley. Chop up the oysters and add to the sauce. Put a few spoonfuls in the centre of the omelet before folding; when dished, pour the remainder of the sauce around it.

FISH OMELET.

Make a plain omelet, and when ready to fold, spread over it fish prepared as follows: Add to a cupful of any kind of cold fish, broken fine, cream enough to moisten it, seasoned with a tablespoonful of butter; then pepper and salt to taste. Warm together.

ONION OMELET.

Make a plain omelet, and when ready to turn spread over it a teaspoonful each of chopped onion and minced parsley; then fold, or, if prepared, mix the minces into the eggs before cooking.

JELLY OMELET.

Make a plain omelet, and just before folding together, spread with some kind of jelly. Turn out on a warm platter. Dust it with powdered sugar.

SALADS.

Everything in the make-up of a salad should be of the freshest material, the vegetables crisp and fresh, the oil or butter the very best, meats, fowl and fish well cooked, pure cider or white-wine vinegar—in fact, every ingredient first-class, to insure success.

WINTER SALAD.

Two cups of finely-chopped cabbage, one cup of chopped boiled beet root, one cup of chopped celery, two hard boiled eggs minced; tablespoonful horseradish and brown sugar; half teaspoon dry mustard; mix all together; break an egg in a sauce-pan, add half cup of vinegar, butter size of walnut; stir over fire till thick; do not boil; pour over salad, toss lightly, and serve cold.

SALAD DRESSING.

Four eggs, beaten together, one tablespoonful of sugar, one and one-half tablespoonfuls of mixed mustard, one and one-half cups of cold water, one-half cup of vinegar, butter the size of an egg, one-half teaspoonful of salt, one-half teaspoonful of pepper; cook over steam until it thickens.

A DELICIOUS SALAD.

Celery, nut meats, and Malaga grapes make a delicious salad. Cut grapes in halves and seed them. Cover with dressing.

PINEAPPLE SALAD.

To two cups shredded pineapple add one cup chopped celery and one sweet red pepper, cut into dice. For dressing use mayonnaise cream dressing. Serve very cold on lettuce hearts, garnished with nut meats.

MAYONNAISE.

Yolks of three eggs, one gill of best Lucca oil, two table-
spoons vinegar, a little salt. Stir yolks and salt in bowl with
wooden or silver spoon; drop in oil and vinegar alternately in
small quantities, always stirring vigorously. This mayonnaise
should be thick and velvety if carefully mixed. Take
half an hour to it.

RUSSIAN SALAD.

All sorts of cooked vegetables, cut neatly in small dice,
balls, cubes, no matter how many sorts of vegetables, in
equal proportion. Some capers, pickled gherkins, cut into
shreds; olives for garnish. Three parts of oil to one of vine-
gar, salt and pepper as desired. Toss vegetables in this dress-
ing. The salad may be piled on a china stand, and its suc-
cess will depend a good deal on the taste of the maker in
garnishing it. Shreds of any cold game, fowl, smoked salmon,
lobster coral, anchovy, olives, hard-boiled eggs, parsley, let-
tuce, or celery tops, with fancy stars of beet-root, may be
employed for producing a pretty effect. [Mayonnaise may be
used instead of plain dressing, but does not look so fresh
and nice.—Ed.]

SALAD DRESSING.

Six eggs, three tablespoons of granulated sugar, one tea-
spoon of mustard, a speck of cayenne pepper, salt to taste, half
a cup of rich cream, half a cup of malt vinegar. Mix the vine-
gar, sugar, mustard, pepper, and stir in the egg well beaten;
will take nearly five minutes; cook all in a double boiler, stir-
ring constantly; when cold add the cream and salt. This
makes a pint and will keep for weeks.

LOBSTER SALAD.

One glass jar of lobster, take the bone out and cut quite
fine (not chop). Break the leaves from a head of lettuce,
let stand in a pan of ice cold water till crisp; lay the leaves
on a board and shave fine; just before serving mix the lettuce,

lobster and half a cup of dressing together lightly with a fork; arrange some lettuce leaves on a dish and put the mixture in the centre. This is an exceedingly inviting dish.

MAYONNAISE SAUCE.

One-quarter pint of cream, yolks of three eggs, well beaten, one-half teaspoonful of salt, one teaspoonful mustard, one-half teaspoonful pepper, three and one-half tablespoonfuls of white wine vinegar, pour the cream in last, and put on the stove, stir all the time until it is well scalded, pour into a jug. Nice to eat with sliced tomatoes, salmon or lettuce.

CHICKEN SALAD.

Have cold roasted or boiled chicken free of skin, fat and bones. Place on a board, and cut in long, thin strips, and cut these into dice. Place in an earthen bowl (there should be two quarts), and season with four tablespoonfuls of vinegar, two of oil, one teaspoonful of salt and one-half teaspoonful of pepper. Set away in a cold place for two or three hours. Scrape and wash enough of the tender white celery to make one quart. Cut this, with a sharp knife, in pieces about half an inch thick. Put these in the ice-box until serving time. Make the mayonnaise dressing. Mix the chicken and celery together, and add half the dressing. Arrange in a salad bowl or on a flat dish, and pour the remainder of the dressing over it. Garnish with white celery leaves.

SALAD DRESSING.

To the well beaten yolks of four eggs allow half a cup of sugar, half a tablespoonful each of salt, mustard and black pepper, half a cup of cream and the third of a teaspoon of cayenne pepper. Beat all these thoroughly, then take a little more than half a pint of vinegar; when hot add a tablespoon of butter. Pour this over the mixture, boil up and when cold put into large-mouthed bottles. This will keep many weeks in a cool place.

SALAD DRESSING WITHOUT OIL.

In a double boiler put the yolks of eleven eggs, three teaspoonfuls of salt, three teaspoonfuls of mustard, and nine teaspoonfuls of sugar; stir well, then add one and a half cupfuls of vinegar (not too strong); cook till quite thick, stirring all the time. When sufficiently cooked take from the fire and beat with an egg-beater until cool. This will keep for weeks. When required to use add cream to thin.

OYSTER SALAD.

Four dozen or one pint small oysters, pick over and cut in half, and parboil in the liquor and add one-half pint chopped celery. Dressing.—Four tablespoonfuls butter into double boiler, melt without browning, add one heaping tablespoonful flour, and stir till smooth, add one teacupful milk, beat three eggs without separating, two teaspoonfuls salt, one teaspoonful dry mustard, and one tablespoonful sugar, one-half cup vinegar, pinch cayenne. Before adding vinegar, mix dry materials, add to the milk, return to fire and cook for five minutes.

TOMATO SALAD.

One quart can tomatoes, two bay leaves, put in granite pan with a few celery tips, or use one teaspoonful celery salt, if celery tops are used ordinary salt will do; juice of one-half small onion, pinch of cayenne pepper. Stew gently for three hours. Soak three-quarters box Knox's gelatine in one cup of cold water for half an hour, add it and one tablespoonful lemon juice to tomatoes, and strain into moulds. If tomatoes are very thick when opened, add a little water to them.

SALAD DRESSING.

Two teaspoonfuls sugar, one-half teaspoonful salt, one tablespoonful mustard, one-quarter cup milk, one-half cup vinegar, two eggs, butter size of egg. Take all ingredients and mix together (without vinegar), and put in double boiler and let it come to boil, stirring constantly. Then add vinegar and come to boil again. If too thick when cold add cream to thin it. Will keep for a long time.

BOILED SALAD DRESSING.

One tablespoon butter, one-half tablespoon flour, one-half teaspoon salt, one teaspoon mustard, one and one-half tablespoons sugar, dash of cayenne, yolks of two eggs, one-half cup vinegar, dil., two teaspoons lemon juice. Mix dry ingredients and add to yolks of eggs slightly beaten; beat butter and flour to a paste and put on stove till it bubbles, then add vinegar, stir in egg, take from stove and beat in as much whipped cream as is necessary to make desired consistency; add lemon last, slowly.

POTATO SALAD.

One pint sifted hot potatoes, butter size of an egg, one-quarter teaspoon mustard, one-half teaspoon salt, shake of pepper, one egg lightly beaten. Cream together, then add a little vinegar or lemon juice.

POTATO SALAD.

✓ Cut up five or six potatoes in small pieces and if you have fresh onion or cucumber mix a few pieces up with them (cut very finely). For the dressing take one cup vinegar, two tablespoonfuls sugar, two eggs, one teaspoonful dry mustard, a little pepper and salt. Put on the stove and stir all the time till thick. If too thick add a little cream when cold. Pour over the potatoes an hour or two before using.

CABBAGE AND CELERY SALAD.

Mix equal parts of fine cut celery and shredded cabbage together with one cup salad dressing. Mix half tablespoon each of salt and mustard and one cup sugar, add one egg slightly beaten and two and a half tablespoons butter.

CELERY SALAD.

Two heads of celery, two sour apples, seven olives, all chopped up, not too fine. Mix a little mayonnaise dressing with it, pour over the top more mayonnaise dressing. Put chopped walnuts and capers over top. Hot-house cress around salad.

SALAD DRESSING.

One egg well beaten, three tablespoonfuls vinegar, one tablespoonful olive oil or butter, one teaspoonful mustard, one-half teaspoonful salt, one teaspoonful sugar, three tablespoonfuls cream. Beat all together, let come to a boil until of the consistency of thick cream. Serve when cold.

MAYONNAISE SALAD DRESSING.

Yolks of two eggs, one-quarter teaspoon salt, dash of cayenne, one cup of cold salad oil, added to the egg drop by drop, one tablespoon vinegar, one tablespoon lemon juice. If it curdles add it to another yolk.

MAYONNAISE.

Yolk one egg, one cup oil, one-half teaspoon salt, a dash of cayenne, one and one-half teaspoons lemon juice. Let oil and egg be thoroughly chilled before beginning to make the mayonnaise. Have the yolk entirely free from any white of egg, add drop by drop the oil. Success depends on adding oil slowly at first, afterwards it can be added in larger quantities; when it has become a little thick alternate with a few drops of lemon juice; if mustard is liked add a quarter of a teaspoon.

DRESSING FOR FRUIT SALAD.

Boil one cup sugar, one-half cup water, five minutes, then pour on to the beaten yolks of three eggs, return to the fire and cook over hot water, stirring constantly until thickened. Cool and add juice of two lemons. One-half cup wine may be used in place of the lemon juice, retaining one tablespoonful of lemon juice. Pour over the fruit salad and serve after being thoroughly chilled. Bananas, oranges, pineapple and strawberries make the nicest salad.

SARDINE SALAD.

Mix sardines with equal quantity of mashed yolks of hard-boiled eggs. Arrange in nests of lettuce leaves and serve with mayonnaise.

EGG SALAD.

Cut hard-boiled eggs in half, take out yolks, mash, add dressing and moisten. Season with celery salt, chopped mace, or parsley. Stuff whites with this, arrange in lettuce leaves and serve with mayonnaise.

SWEET BREAD SALAD.

Parboil sweet breads twenty minutes, drain and cool, cut in one-half inch cubes; mix with celery or cucumber; cut in small pieces, season with salt and pepper. Moisten with oil, and arrange on lettuce leaves or serve in cucumber shells.

NUT SALAD.

Equal parts of English walnuts cut in pieces or chopped fine with celery and serve with mayonnaise.

MAYONNAISE.

Mix one egg yolk, one teaspoonful of salt, a little sugar, mustard, and cayenne pepper together, then add one cup of olive oil drop by drop, stirring well all the time. Moisten with lemon juice or vinegar and oil.

SALAD DRESSING.

Boil hard four eggs; take the yolks and rub smooth with two tablespoonfuls of melted butter, one teaspoonful of salt, one teaspoonful dry mustard, one tablespoonful of sugar, and pepper to taste. Add to this mixture, stirring it in gradually, two teacups of milk or cream, and enough vinegar to thicken it. Boil all together, stirring briskly—do not mind if it curdles—go on stirring till it gets quite smooth. If no cream is used a tablespoonful of corn-starch dissolved in the milk will help to thicken it to the consistency of batter. Use whites of eggs to garnish salad. This is excellent and never fails.

FRUIT SALAD.

Equal quantities of grape fruit or oranges, apples and celery. Peel the grape fruit or oranges, carefully removing

all the bitter white skin; cut the pulp with bananas and apples into small dice, and cut the celery fine as for other salads; put the orange and apple together; the latter will absorb the juice of the orange. Set all on ice—these fruit salads must be ice-cold. When it is time to serve mix the fruit and celery together, put into a salad bowl, cover with cream dressing into which has been stirred a third as much cream as there is dressing, and add a little more salt to it in mixing. Serve in a bed of tender lettuce leaves.

NORMANDY SALAD.

One pint of French peas, one pint of English walnuts, half a head lettuce and four nasturtiums. Use the small French peas. Pour them into a colander, rinse in cold water, drain and dry on a towel. Blanch the walnuts by letting them remain in boiling water for a few minutes, then cut into small pieces the size of the peas. Sprinkle them with salt, and mix together, with enough mayonnaise to hold together. Arrange on lettuce leaves, with bright yellow nasturtium here and there between the leaves. Then cover the nuts and peas with the remainder of the mayonnaise.

ORANGE AND WALNUT SALAD.

Slice four peeled oranges lengthwise, dress with three or four tablespoonfuls of olive oil and one tablespoonful of lemon juice. Arrange slices in a mound upon a layer of lettuce leaves. Dress one cupful of sliced nut meats with one tablespoonful of oil, a dash of salt and half a teaspoonful of lemon juice, and dispose upon the centre of mound. Mix together before serving.

SWEET POTATO SALAD.

Three large sweet potatoes, two stalks celery and French dressing, olives and parsley. Boil the potatoes and cut into squares; add the celery cut small. Mix, and pour over French dressing. Garnish with olives and parsley.

BEAN SALAD.

Peel and slice ten small onions very fine. Pour cold water over them and press hard to remove the strong taste. Drain well. Have ready in the salad bowl a pint and a half of cold boiled or baked beans, preferably the latter. Mix with them the minced onion, a teaspoonful and a half of salt, a teaspoonful of pepper, two tablespoonfuls of salad oil, one teaspoonful white sugar and a scant cup of vinegar. Toss and mix with a fork lightly, but thoroughly, and garnish with olives, two hard-boiled eggs sliced and lettuce leaves.

SALAD DRESSING.

One egg beaten up with one tablespoonful of brown sugar, one teaspoonful of mustard, a sprinkle of salt and pepper, a teaspoonful of butter. Mix in gradually half a cup of vinegar and three-quarters of a cup of milk, then boil till thick. (Have quite cold before using.)

CHEESE OMELET.

One cup of milk, one tablespoonful of flour, half a teaspoonful of baking powder in the flour, one tablespoonful of grated cheese, four eggs, yolks and whites beaten separately, one tablespoonful of melted butter; salt, pepper (cayenne), to taste. Half cook in the spider, then spread on the whites. Cook on the top of the stove for about ten minutes, then put in the oven to brown.

MAYONNAISE.

Four eggs, beaten very light, one-half cup Cross & Blackwell's malt vinegar, one-quarter teaspoon cayenne, two teaspoons mixed mustard, three-quarters cup butter, cut in small lumps, two tablespoons granulated sugar, two even teaspoons salt. Cook the above ingredients in a double boiler till they form a thick custard. When cold add two cups cream and four tablespoons tarragon vinegar added drop by drop. Beat for ten minutes. Will keep a fortnight or longer in a cool place.

OYSTER SALAD.

Let fifty small oysters come to a boil (no more) in their liquor. Skim and strain. Season the oysters with three tablespoons vinegar, one tablespoon of oil, one-eighth teaspoon pepper, one-half teaspoon salt, and place on ice for two hours. Cut finely one pint of the tender part of celery. When ready to serve mix this with the oysters and a small cup of mayonnaise dressing. Arrange in bowl, garnish with olives and celery tips.

SALAD DRESSING WITHOUT EGGS.

Put into a saucepan a small piece of butter half the size of an egg, two teaspoonfuls of sugar, one saltspoon of salt and pepper, one teaspoonful of made mustard, half a cup of cream or milk, half a cup of vinegar, thicken with a little cornstarch.

CHIFFONADE SALAD.

Cut open two large green peppers, remove the seeds and veins and cut into shreds; drop into boiling water for one minute; drain and cool. Cut a grape fruit in halves. Take out the pulp with a spoon and cut into bits. Peel three good sized firm tomatoes, and cut into small pieces. Shred finely one head of crisp lettuce. Marinade each article separately with a French dressing. Put the grape fruit pulp in the centre of the salad dish and arrange around it the prepared peppers, tomatoes and lettuce in such a way as to display the different colors to the best advantage.

WALDORF SALAD.

One quart apples cut in dice, one quart celery same size. Dress with rich creamy mayonnaise and serve very cold, on lettuce leaves.

PICKLES.

Pickles should never be put into vessels of brass, copper or tin, as the action of the acid on such metals often results in poisoning the pickles. Porcelain or granite-ware is the best for such purposes.

Vinegar that is used for pickling should be the best cider or white-wine, and should never be boiled more than five or six minutes, as it reduces its strength. In putting away pickles, use stone or glass jars; the glazing on common earthenware is rendered injurious by the action of the vinegar. When the jar is nearly filled with the pickles, the vinegar should completely cover them, and if there is any appearance of their not doing well, turn off the vinegar, cover with fresh vinegar and spices. Alum in small quantities is useful in making them firm and crisp. In using ground spices, tie them up in muslin bags.

To green pickles, put green grape-vine leaves or green cabbage leaves between them when heating. Another way is to heat them in strong ginger tea. Pickles should be kept closely covered, put into glass jars and sealed tightly.

"Turmeric" is India saffron, and is used very much in pickling as a coloring.

A piece of horse-radish put into a jar of pickles will keep the vinegar from losing its strength, and the pickles will keep sound much longer, especially tomato pickles.

CHUTNEY.

One pound apples, eight ounces tomatoes, one-half ounce of salt (or one ounce), eight ounces sugar, eight ounces raisins, one-half teaspoonful of red pepper, two ounces ginger, two ounces garlic, two ounces of onions, three pints of vinegar, put in a warm place and stir twice a day for a fortnight.

TOMATO CATSUP.

One-half bushel tomatoes, six onions, one quart vinegar, one-half teacup salt, one-quarter pound whole black peppers, one-quarter pound whole allspice, one ounce whole cloves, one ounce whole cinnamon, two pounds white sugar, one teaspoon cayenne pepper; cut up tomatoes and onions and boil soft, strain, tie all spices in a bag and boil together three hours. Bottle and cork while hot.

CHILI SAUCE.

Forty-eight good sized tomatoes peeled, eight onions, sixteen tablespoons white sugar, four cups vinegar, four tablespoons salt, two tablespoons allspice, two tablespoons cloves, two tablespoons cinnamon, two tablespoons mustard (the five latter ingredients ground), six green peppers; chop together and boil till onions are soft.

TOMATO SAUCE.

Twenty pounds tomatoes (peeled), one quart vinegar, three-quarters of a pound of salt, one ounce cloves, two ounces allspice (whole), one-half ounce cayenne pepper, one pound sugar, two ounces garlic (peeled), one ounce black pepper (whole), four or five pounds apples. Boil five hours.

TOMATO CHUTNEY.

Four pounds ripe tomatoes, four pounds sour apples, two pounds raisins (stoned), two pounds brown sugar, eight ounces of salt, three ounces ground ginger, two ounces allspice, three-quarters of an ounce of cayenne, one nutmeg grated, four small onions, juice of one lemon, two quarts of vinegar. Chop tomatoes, apples, onions and raisins very fine; add everything else and boil one hour slowly; bottle when cold.

CHUTNEY.

Eight pounds tomatoes, three pounds onions, three pints vinegar, two dozen small peppers, one pound prunes, stoned,

one pound raisins, two pounds sugar, two ounces ground ginger, one-half pound mustard seed, cupful of salt. Chop well, cook slowly, stir often and seal well.

CRAB-APPLE PICKLE.

To one peck of apples make a syrup of three pounds sugar, two quarts of vinegar, one-half ounce of cinnamon, one-half ounce of cloves. Boil sugar, vinegar, spices, tying spices in muslin bag; prepare apples by sticking three or four cloves in each apple; steam until soft; then put them in syrup and let simmer for fifteen minutes; then take apples out and let syrup boil for ten minutes longer. This recipe is good for peaches, plums and pears.

TOMATO MUSTARD.

One peck ripe tomatoes, boil with three red peppers and five onions for an hour. Then strain through a colander and add one-half pound salt, one tablespoon black pepper, one ounce ginger, one-half ounce cloves, one-half ounce mace (ground). Boil for one hour; when cold add one-quarter pound mustard and one pint vinegar.

BENGAL CHUTNEY.

(1) One pound brown sugar, (2) half pound salt, (3) half pound ground mustard, (4) one-quarter pound garlic, (5) one-quarter pound onion, (6) one-quarter pound ground ginger, (7) one-half pound raisins (stoned), (8) one ounce cayenne pepper, (9) three pints best vinegar, (10) thirteen large sour apples, peeled and cored, (11) thirteen ripe tomatoes. Mode.—Numbers 4, 5, and 7 chopped fine. Numbers 10 and 11 to be boiled in 11 till quite soft, then bruised. Mix all together. Cook till thoroughly soft, bottle. This makes a great quantity.

PICKLED MUSHROOMS.

Take the small buttons and rub them very clean with a flannel and some vinegar, then put them in a dish with a little salt over them to draw the liquor from them. When

this is done put them into a kettle with their own liquor and sufficient good vinegar to cover them, also some mace, cloves and black pepper to suit taste. Boil gently for a few minutes, then bottle and cork tightly.

CRAB-APPLE CATSUP.

Three pounds of fruit which has been cored, one and three-quarters pounds sugar, one quart vinegar, one tablespoonful of each of the following spices: cloves, cinnamon, and pepper, and one teaspoonful of salt. Scald the fruit, run it through the sieve, then mix all ingredients together and boil until it is almost as thick as jam.

SPICED GRAPES.

Seven pounds of grapes, five pounds of sugar, one cup of vinegar, one teaspoonful of cloves, one teaspoonful of nutmeg, one teaspoonful of cinnamon, one teaspoonful allspice. Squeeze pulp from skin, boil pulp and strain out seeds, then boil again with skins and other ingredients until it jellies.

YELLOW PICKLE.

In one day one can get all the ingredients ready, make the pickle, and make it cold and ready to put away before night. One quart glass self-sealing jars are the best for pickles, for, like sweetmeats, it is better not to open and expose to the air too much at a time. A piece of clean horseradish root laid on the top of the pickle in each jar makes it doubly sure it will keep well, almost indefinitely. The following recipe I consider beyond improvement, and if strictly adhered to, must prove a most satisfactory success. The materials required are three good-sized cauliflowers, sixty small cucumbers, or an equal quantity string beans, four green peppers, one and one-half cupfuls of sugar, one-half cupful of flour, six large spoonfuls of dry mustard, three quarts cider vinegar, one ounce of turmeric, to be had at the druggist's, two quarts of small, white onions, three quarts of green tomatoes. Cut up the latter, cutting out all imperfections; cut up with them the four peppers, throwing away the seeds. Put these in a strong brine for an hour, then drain and put on to cook till

tender in fresh, hot water. In another kettle put the cauliflowers, broken into small pieces; in another kettle put the peeled onions. When all are well done drain. Then put in the vinegar in a large kettle. Take the mustard, flour and turmeric, and stir into a smooth paste, with a little of the vinegar, then stir into the rest of the vinegar and bring it to a boil. Then put all the ingredients into this liquid. Cook slowly an hour or more, stirring often. It might require more salt, which could only be learned by tasting. It should be thick and of an even consistency. The flavors are blended so that no one predominates, and the pickle is only agreeably sharp, and is hard to beat.

FRENCH PICKLE.

Slice one peck green tomatoes, sprinkle with one cup of salt, and leave over night. Then drain well and add two quarts of water and one of vinegar. Boil fifteen minutes. Drain again and add two quarts of vinegar, two and a half pounds brown sugar, two small tablespoonfuls of each of the following, all ground; mustard seed, allspice, ginger, mustard, cloves, two large tablespoonfuls of cinnamon. Mix, and boil fifteen minutes.

CHOW-CHOW.

One quart of green tomatoes, one quart of gherkins, one quart of ripe cucumbers, peeled; one quart of celery, one quart white onions, one quart of string beans, one large cauliflower, six green peppers. Chop all very fine and cover with a good sprinkling of salt and water over night. Bring to a boil and drain. Boil together three cups of malt vinegar, three cups of brown sugar, six tablespoonfuls mustard, four tablespoonfuls of flour, three tablespoonfuls of turmeric. Pour boiling hot over vegetables and bottle.

MUSTARD PICKLES.

Two quarts of small onions, three quarts of cucumbers, three heads of celery, three heads cauliflower, four green peppers (chopped.) Cut all up and put in brine twenty-four hours. Put on the stove and let come to a boil in the brine, remove

and drain perfectly dry. To three quarts of boiling vinegar add two cups of sugar, half a cup of flour, two cups of mustard, half an ounce turmeric, with a little curry powder mixed in. Pour over vegetables.

MUSTARD CATSUP.

One peck of tomatoes, one pound of brown sugar, quarter of a pound of mustard, three red peppers, one pint best cider vinegar, quarter of a pound of salt, one ounce of ginger, half an ounce of cloves, half an ounce of mace, half a teaspoonful cayenne pepper. Put tomatoes in oven until hot, and squeeze through a strainer, and then add other ingredients. Put spices, which must be whole, in a bag; add a tablespoonful of corn-starch to mustard, which makes it thicken. Cook for an hour. Count from time it begins to boil.

GRAPE CATSUP.

Take seven pounds of grapes, squeeze out the pulp, and heat up without any water; just let it come to a boil, then put through a sieve. Take skins and pulp, and three and a half pounds of sugar, one pint of vinegar, good tablespoonful of ground cloves and cinnamon. Cook till thick; watch it constantly.

SWEET CHILI SAUCE WITH CELERY.

One peck of ripe tomatoes peeled and sliced, four bunches of celery chopped fine, three cups vinegar, three cups brown sugar, half small cup salt, one-quarter pound whole mixed spices tied in a bag, one teaspoon pepper, same of mustard. Boil all together one hour or longer.

CELERY SAUCE.

Twenty-four ripe tomatoes, six heads celery, six small onions, one cup salt, one red pepper, one cup sugar, one quart vinegar, one tablespoon mixed spice. Peel tomatoes and onions, chop very finely the celery, pepper, tomatoes and onions, add the vinegar, sugar, spice, etc. Boil gently for three hours.

CHILI SAUCE.

Twelve large ripe tomatoes, two large onions, four green peppers, two tablespoonfuls sugar, four teaspoonfuls salt; chop onions and peppers very fine. Boil one hour and a half; add one teacup of vinegar half an hour before taking from the fire. Bottle, cork closely. Keep in the coolest part of the cellar.

PICKLED PEACHES.

Rub fruit with coarse cloth, stick one clove and one bit cinnamon into each; pack closely in a stone crock. Boil in vinegar enough to cover fruit, four, or if you like them sweeter, six pounds sugar to each gallon vinegar. Add cloves, cinnamon stick and a small quantity of mace tied in a thin muslin bag. When all are boiled for five or seven minutes, pour over the peaches and cover closely. Boil again the two days following and pour over fruit while boiling hot. Cover close and keep in a cool cellar. (A splendid recipe.—Ed.)

MUSTARD DRESSING.

One large tablespoon of mustard, one large tablespoon of cornstarch, one-half cup sugar, one egg. Add one cup of vinegar, and one teaspoon of salt.

TOMATO MUSTARD.

One peck ripe tomatoes, take out stalks and boil for one hour with six red peppers. Then strain through a colander and add quarter pound salt, three tablespoons black pepper, one ounce ginger, one ounce allspice, half ounce mace, half ounce cloves, and a few cloves of garlic, two onions. Boil for one hour; when cold add half pint vinegar, one tablespoon red pepper, quarter pound mustard.

SPICED GRAPES.

Seven pounds of fruit, one pint of vinegar, four pounds of sugar, four teaspoonfuls ground cinnamon, five teaspoonfuls ground cloves. Remove skins of grapes and boil pulp

till soft. Strain through a bag or fine colander, then add skins and ingredients, and boil two hours. Then bottle. The boiling process is to leave out the seeds. This is a delicious relish for cold meat.

TOMATO SAUCE.

Eight pounds ripe tomatoes, one pound of onions, one pound of apples, one pound of raisins, two lemons. Chop all fine together; add one pound of brown sugar, one cup of suet, one-quarter ounce of red pepper, one quart of vinegar. Boil two hours.

TO PICKLE LEMONS.

Take two dozen lemons, grate off the rind, prick them, and put them in a dish so as not to touch each other; cover them with salt, and turn them every day for a month, then wipe them dry and let them remain within the air of the fire three or four days to dry. Take one ounce of whole mace, one ounce of nutmeg; cut in slices; half ounce of pounded cloves, two ounces of ginger bruised, quarter-ounce of white peppercorns, quarter-ounce Jamaica long pepper and cayenne pods; tie them in two or three separate muslin bags; quarter-ounce of shallots, pared; a piece of horseradish. Put the lemons and seasoning in well glazed jars. Boil three quarts of good vinegar and pour it on the lemons while hot. Let the jars remain near the fire a few days, shaking them gently each day. Look at them in a few weeks to see if they require more vinegar. Better kept some time before using.

CHUTNEY.

Eight apples (chopped fine), eight peppers (four red and four green), twelve tomatoes (peeled), eight large onions, quarter of a pound of salt, one pound of brown sugar, half a pound of raisins (chopped), two quarts of vinegar, one ounce of ginger, all chopped fine and boiled till thick.

RIPE TOMATO SOY.

One peck of tomatoes, peeled and sliced; eight large onions sliced thin; one cupful of salt. Put tomatoes and

onions in alternate layers and let stand twenty-four hours; drain off all the liquor, then add two quarts of vinegar, one tablespoonful each of ground mustard, ground ginger, ground cloves, ground allspice; one teaspoonful of cayenne pepper. Stew slowly two or three hours, and when nearly done add two pounds of brown sugar and quarter pound of mustard seed.

CHOW CHOW.

Two heads of cabbage, two heads of cauliflower, two quarts of onions, two quarts green tomatoes, two cucumbers, six roots of celery, two green peppers. Chop fine; boil in just enough water to cover until moderately soft; strain. Take two quarts of vinegar, half a pound of mustard, one ounce turmeric, one small cup of white sugar; salt to taste. Let this come to a boil and pour it over the mixture.

CHILI SAUCE.

Two large onions, three peppers chopped fine. Select six large ripe tomatoes, one tablespoonful of salt, one cup of sugar, one tablespoonful of nutmeg, one tablespoonful of cloves, ginger and horseradish, two cups of vinegar. Cook slowly for two hours.

SWEET TOMATO PICKLES.

Take four and a half pounds of green tomatoes—the same of apples quartered—stick a few cloves (two) in each quarter; three pints of vinegar, four pounds of sugar, one ounce of allspice, one ounce of peppers and some stick cinnamon. Tie all the spices in muslin bags. Let vinegar, sugar and spices come to a boil, then add tomatoes and apples, and boil till tender.

GREEN CUCUMBER PICKLES.

One gallon cold vinegar, one ounce of ginger root, quarter of a pound of mustard, quarter of a pound of salt, two ounces of white mustard seed, two ounces of peppercorns, a few red peppers. Drop in as many cucumbers, beans, etc., as the vinegar will cover. Good to use in a month. Stir frequently.

MUSTARD PICKLES.

To one and a half gallons of best white wine vinegar put four ounces of ginger, bruised; two ounces of allspice, half an ounce of chillies, bruised; two ounces of turmeric, one pound Keen's mustard, one ounce garlic, two pounds of common salt, two large onions cut in small pieces. Boil it for a quarter of an hour, the onions and garlic only three minutes. The mustard and turmeric should be mixed well with some of the vinegar before it is put on to boil. When done put in a crock; when cold put in the vegetables.

SPICED CURRANTS.

To every four pounds of ripe currants add two pounds of sugar, one ounce of stick cinnamon, same of mace, half an ounce of whole cloves, teaspoonful of white mustard-seed tied in a muslin bag. Cook slowly one hour, then add one and a half cupfuls of vinegar; stir constantly for fifteen minutes, also add one and one-quarter pounds of raisins chopped fine.

CHERRY PICKLES.

Put cherries in cold salt and water for eighteen hours, then season vinegar with allspice, cloves, cinnamon and sugar, and pour hot over the cherries. Do this for three days in succession.

INDIA PICKLES.

Quarter of a pound of turmeric, half a pound of mustard-seed, half a pound of ground mustard, one ounce of curry powder, two ounces of ground ginger, two ounces of allspice, half an ounce of cayenne pepper. Boil these ingredients five minutes with four quarts of good malt vinegar, and pour over the vegetables while the mixture is hot. Prepare the vegetables as follows: Soak at least eight days in strong salt and water, then dry them; put them into jars, not too closely packed, and pour over them the above mixture. This is really good.

LEMON PICKLE.

Six lemons, half a pound of salt, quarter of an ounce of cloves, quarter of an ounce of mace, quarter of an ounce of turmeric, three pints of vinegar. Cut the lemons in halves; squeeze out the juice; cut each half into four pieces; rub each piece with salt, put them in a slow oven till they are quite brown and hard. Then rub them with the turmeric and put them in a jar. Put the juice, spice and vinegar and quarter ounce of cayenne pepper over them. Cover them up and set the jar on a hot hearth or on the back of the stove till the pickles are soft.

YELLOW PICKLE.

Chop finely four large green peppers, slice two quarts, or four large cucumbers, two quarts green tomatoes, two quarts small onions or one quart large, four cauliflowers, two heads of celery. Cover with salt and let stand twenty-four hours; drain; add one cup mustard-seed. Dressing—Mix two table-spoonfuls mustard, two and a half cups of flour, three and a half cups of sugar (a little more if you wish it), two table-spoonfuls turmeric powder, one pint cider vinegar. Then put on to scald three and a half quarts cider vinegar; when scalding add mixture and vegetables, leave on stove to scald and get soft. Do not boil. (This is good.)

BENGAL CHUTNEY.

One pound brown sugar, one-half pound salt, one-half pound mustard seed, one-quarter pound garlic, one-quarter pound onions, one-quarter pound ground ginger, one-half pound raisins, stoned and chopped fine, one ounce cayenne pepper, three pints vinegar, thirteen large apples, seven large tomatoes, one-half ounce turmeric, two ounces ground mustard. Grind the mustard seed or boil in a pint of vinegar, chop onions fine, cook apples and tomatoes separately, boil soft and mash fine through a colander; when cool mix ingredients well and put away in a stone jar; let remain behind stove for a few days.

CHUTNEY.

Eight pounds of tomatoes, three pounds of onions, three quarts of vinegar, two dozen small peppers, one pound of prunes, one pound of stoned raisins, two pounds of sugar, two ounces of ground ginger, half a pound of mustard-seed, one cup of salt. Chop well; cook slowly; stir often; seal while hot.

GRAPE CATSUP.

Stew five pounds of grapes over a slow fire until soft, then strain through a sieve. Add one and a half pounds of sugar, one pint of vinegar, two tablespoonfuls of salt, cinnamon and allspice, one quarter of a teaspoonful of red pepper, a few cloves (ground), and one teaspoonful of grated nutmeg. Mix all together and boil till quite thick.

PRESERVES, JELLIES, ETC.

Fruit for preserving should be sound and free from all defects, using white sugar, and also that which is dry, which produces the nicest syrup; dark sugar can be used by being clarified, which is done by dissolving two pounds of sugar in a pint of water; add to it the white of an egg, and beat it well, put it into a preserving kettle on the fire, and stir with a wooden spoon. As soon as it begins to swell and boil up throw in a little cold water; let it boil up again, take it off, and remove the scum; boil it again, throw in more cold water, and remove the scum; repeat until it is clear and pours like oil from the spoon.

In the old way of preserving, we used pound for pound, when they were kept in stone jars or crocks; now, as most preserves are put up in sealed jars or cans, less sugar seems sufficient; three-quarters of a pound of sugar is generally all that is required for a pound of fruit.

Fruit should be boiled in a procelain-lined or granite-ware dish, if possible; but other utensils, copper or metal, if made bright and clean, answer as well.

Any of the fruits that have been preserved in syrup may be converted into dry preserves, by first draining them from the syrup, and then drying them in a stove or very moderate oven, adding to them a quantity of powdered loaf sugar, which will gradually penetrate the fruit, while the fluid parts of the syrup gently evaporate. They should be dried in the stove or oven on a sieve, and turned every six or eight hours, fresh powdered sugar being sifted over them every time they are turned. Afterwards, they are to be kept in a dry situation, in drawers or boxes. Currants and cherries preserved whole in this manner in bunches are extremely elegant, and have

a fine flavor. In this way it is, also, that orange and lemon chips are preserved.

Mould can be prevented from forming on fruit jellies by pouring a little melted paraffine over the top. When cool, it will harden to a solid cake, which can be easily removed when the jelly is used, and saved to use over again another year. It is perfectly harmless and tasteless.

Large glass tumblers are the best for keeping jellies, much better than large vessels, for by being opened frequently they soon spoil; a paper should be cut to fit, and placed over the jelly; then put on the lid or cover, with thick paper rubbed over on the inside with the white of an egg.

There cannot be too much care taken in selecting fruit for jellies, for if the fruit is over ripe, any amount of time in boiling will never make it jelly—there is where so many fail in making good jelly, and another important matter is overlooked, that of carefully skimming off the juice after it begins to boil and a scum rises from the bottom to the top; the juice should not be stirred, but the scum carefully taken off: if allowed to boil under, the jelly will not be clear.

When either preserves or canned fruits show any indications of fermentation, they should be immediately reboiled with more sugar to save them. It is much better to be generous with the sugar at first, than to have any losses afterwards. Keep all preserves in a cool, dry closet.

CANNED FRUITS.

Berries and all ripe, mellow fruit require but little cooking, only long enough for the sugar to penetrate. Strew sugar over them, allow them to stand a few hours, then merely scald with the sugar; half to three-quarters of a pound is considered sufficient. Harder fruits, like pears, quinces, etc., require longer boiling.

The great secret of canning is to make the fruit or vegetable perfectly air-tight. It must be put up boiling hot, and the vessel filled to the brim.

Have your jars conveniently placed near your boiling fruit, in a tin pan of hot water on the stove, roll them in the

hot water, then fill immediately with the hot, scalding fruit, fill to the top, and seal quickly with the tops, which should also be heated; occasionally screw down the tops tighter, as the fruit shrinks as it cools, and the glass contracts, and allows the air to enter the cans. They must be perfectly airtight. The jars to be kept in a dark, cool, dry place.

Use glass jars for fruit always, and the fruit should be cooked in a porcelain or granite-iron kettle. If you are obliged to use common large-mouthed bottles with corks, steam the corks and pare them to a close fit, driving them in with a mallet. Use the following wax for sealing: one pound of resin, three ounces of beeswax, one and one-half ounces of tallow. Use a brush in covering the corks, and as they cool, dip the mouth into the melted wax. Place in a basin of cool water. Pack in a cool, dark, and dry cellar. After one week examine for flaws, cracks or signs of ferment.

The rubber rings used to assist in keeping the air from the fruit cans sometimes become so dry and brittle as to be almost useless. They can be restored to normal condition usually by letting them lie in water in which you have put a little ammonia. Mix in this proportion: One part of ammonia and two parts water. Sometimes they do not need to lie in this more than five minutes, but frequently a half-hour is needed to restore their elasticity.

WINE JELLY.

Soak for several hours large-sized package of gelatine in pint of cold water, grate the rinds (or peel thin) two lemons, add with the juice of the lemons the whites and shells of two eggs, a pint of hot water (not boiling), half a cup of wine and some whisky (about one wineglassful), some cinnamon and sugar and let all boil; skim and strain through flannel bag, add large cup sugar and remainder of wine and put in mould to cool.

LEMON JELLY.

Soak one box of gelatine for one hour in a pint of cold water, then add one pint of hot water, one-half pint of wine, one pint of sugar, two lemons, juice, and thinly pared rind.

Boil for one-half a minute and strain. This with wine left out and whites of three eggs (beaten to a stiff froth and stirred in before quite cold), and put in mould.

ORANGE MARMALADE.

Nine bitter oranges and three sweet oranges, four lemons; cut the oranges and lemons across the grain as fine as possible, put all together in a jar, and cover with four quarts of water; let it stand for twenty-four hours, then boil one hour; next add eight pounds sugar (white), and boil two hours; pot for use.

ORANGE MARMALADE.

Nine bitter oranges, five sweet oranges, four lemons. Cut up fruit across grain as finely as possible, taking out seeds; place in a jar with four quarts cold water and let it stand thirty-six hours; then boil for two hours, add eight pounds of white sugar and boil till it jellies. Just before removing from the fire a wine glass of brandy or whisky clarifies the marmalade.

ASPIC JELLY.

One quart nicely flavored stock, made from beef-steak, whites and shells of two eggs, one cup of lean uncooked beef minced; mix the beef and eggs thoroughly together and add to the stock before it gets hot. When hot add one ounce gelatine (previously soaked in cold water), boil for about five minutes, strain and add one tablespoonful of vinegar and two tablespoons of sherry; spices—twenty pepper corns, ten cloves, two or three stalks of celery, one teaspoon salt, one-half saltspoon of ground mace, sprig of parsley.

APPLE JELLY.

Windfall apples make the best jelly; all sorts, large or small, washed, boiled whole in a preserving kettle until quite pulpy, strained through a jelly bag without squeezing. If passed through a silver wire sieve first, will run easier. Put sugar into a kettle with a little water, enough to melt, and

boil quickly for ten minutes. Then add strained apple juice; to every five pints, four pounds of sugar is allowed; thin rind of two lemons; boil all together one hour. A beautiful clear jelly and keeps well. Measure apple juice carefully before putting on sugar, and gauge sugar exactly.

FRUIT JELLY.

Sufficient for quart mould; one package gelatine, one cup granulated sugar, juice of two lemons, one-half pint cold water, one and one-half pints boiling water, six peaches. Dissolve gelatine in one-half pint cold water, add sugar and lemon juice, with boiling water. Let this stand until the jelly begins to thicken, then pour a little into the mould; place on it a layer of peaches, cut any shape desired. Put in more jelly and fruit, alternately until the mould is filled. Place on ice to set and serve with whipped cream. Care should be taken to allow each layer of fruit and jelly to set before putting in another, so that the fruit will not fall together. When prunes, pineapple or cherries are used instead of peaches, the lemon juice is not needed.

PEACH, APPLE, OR QUINCE LEATHER.

One pound of the fruit (apples and quince of equal quantities, or of either separately), one pound sugar. Peel and cut up the fruit in small pieces. Put on to boil with as little water as possible. While boiling mash fine with a spoon. Add one pound of granulated sugar and boil about fifteen or twenty minutes longer. Then spread the mass very thin on a flat tin or platter to dry. In the south it is put out of doors in the sun under netting and brought in at night. It can be done equally well by using a cool oven, leaving the door open, so that it may stay there at night as well. It must not cool, only dry. Several days are required in drying. Then cut in strips, roll in sugar and roll up or leave in plain lengths.

PRUNE JELLY.

One pint of prunes, half a box of gelatine, sugar to taste, and a pinch of salt. Wash the prunes, then boil slowly till soft in sufficient water to cover. Take out the stones, sweeten to taste; add essence of vanilla, or if preferred the juice and rind of a lemon, and the juice of two oranges. Soak the gelatine till soft, then add the above, stir well together, and pour into a mould and let stand till it is very cold.

PRUNE JELLY.

One pound of prunes, well washed, then covered with water and allowed to soak for six hours. Put on to boil in same water until tender; add one pound of sugar, and boil ten minutes; strain and remove stones. Take one ounce of gelatine soaked in one cup of water. Put juice from prunes equal to two and a half cupfuls; add juice of lemon and orange. When this commences to boil add gelatine and prunes. Turn into mould and serve when cold with whipped cream.

GRAPE JELLY.

Small cupful of water in the bottom of a four-quart kettle, filled with grapes. Let fruit boil until all the juice is extracted. Strain and add a pound of sugar to a pint of juice and boil until it jellies.

SIMPLE RECIPE FOR MARMALADE.

Twelve bitter oranges, one lemon cut very thin, and put into six quarts of water; let stand over night or thirty-six hours, then boil rather fast two and one-half hours, then add seven or eight pounds of white sugar and boil one hour longer. Take out all seeds and hard ends. If sweet oranges are used put in only the pulp. The addition of the pulp of two sweet oranges sometimes improves the marmalade.

ORANGE MARMALADE.

Two dozen bitter oranges, half dozen sweet oranges, the juice of six lemons. Cut up the oranges very thinly; cover with twenty-two pints of cold water; allow to stand for thirty-six hours; boil quickly for two hours; add twenty-two pounds

of white sugar, and boil steadily for one hour. If you care to, add one wineglass of brandy as you are taking from the stove, to clear the jelly. Put into pots, cool, and cover.

ORANGE MARMALADE.

Take two dozen bitter oranges and weigh them, cut the skin and take it off in quarters; put in a cheese-cloth bag and cook in water nearly two hours, until you can pierce easily with a straw, then cut in thin pieces about an inch long, cut the oranges into halves and scrape out the pulp and juice, throwing away the pith. Take as many pounds of sugar as you have oranges, put it into the water you cooked the rinds in, and boil ten minutes, skim and add the rinds and pulp, cook half an hour, then dip in tumblers, and set away to cool before sealing.

PLUM SHAPE.

Pour boiling water over a quart of plums, let them stand long enough to soften the skins, but not to break them open; pour off the water and when cool peel and remove the stones, taking care to save all the juice. Soak half a box of gelatine in a cup of cold water. Stew the plums until tender after adding a cup of water; sweeten to taste; then stir the whole while hot into the gelatine. Serve with whipped cream. Lemon juice or wine may be used with the water, if liked.

PEAR AND QUINCE MARMALADE.

Twenty-four juicy pears, ten ripe quinces, juice of three lemons; allow three-quarters of a pound of sugar to every pound of fruit after it is ready for cooking, and one pint of water to every one and a half pounds of sugar. Pare and core the fruit and throw into cold water—while you stew parings and cores in a little cold water to make syrup. When the parings are well boiled strain off liquid. When cold put in fruit and bring quickly to a boil, boiling until smooth. then add the sugar and lemon juice, and cook steadily for an hour, working with a spoon to a rich jelly.

GINGER APPLES.

In days when apples are plentiful it is a good thing to know of diverse methods of making up this fruit, and this is a palatable conserve.

In the first place firm pippins must be used. They are peeled and cut into even sized pieces while firm, and to six pounds allow a quarter of a pound of green ginger root and four lemons; also five pounds of sugar. Cut the ginger root into thin slices and the lemon peel into thin chips and boil till it looks clear. Drain, and let stand till cold, using the water in which they are boiled to make the syrup. Simmer the apples in this syrup till they are tender enough to be pierced with a straw, then put them into fruit jars, cook the lemon and ginger a little more in the syrup and then divide it among the jars of apples, filling up with a thick syrup, and screw the lids while the syrup is hot, as for the fruit conserve. This is a delicious way to serve apples, and during the winter is often preferred to other fruit.

APPLE BUTTER.

Take five gallons of the expressed juice of apples, called sweet cider, one peck of tart apples and two pounds of the best brown sugar. Pare and core the apples, then quarter, and cut across to shorten the fibre. Boil the cider down to about half its original quantity, add the apples and sugar, and continue to stir the mixture well from the bottom. It must be boiled until the apples and cider form one solid mass and do not separate. One of the secrets of success is in thorough boiling, and simmering without burning. Properly made it is a conserve that will keep a long while.

RIPE GOOSEBERRY JAM.

To every pound of fruit allow three-quarters of a pound of sugar. To every six pounds of fruit, half a pint of red-currant juice.

Select red, hairy gooseberries, which should be gathered in dry weather, and when quite ripe. Weigh them, cut off the tops and tails, and to every six pounds of fruit add half a

pint of red-currant juice, drawn as for jelly. Put the fruit and juice into a preserving-pan, and let them boil rather quickly, keeping them well stirred. When they begin to break, which will be in about an hour, add the sugar, and keep simmering until it becomes firm, stirring and skimming all the time. Put it into pots (not too large), and when cold cover with oiled and egged paper.

RHUBARB JAM (GREEN).

To one and a half pounds of green rhubarb allow one pound of loaf sugar, the thin rind of half a large lemon, quarter of an ounce of bitter almonds, and a little ginger.

Wipe the rhubarb quite dry, cut it into pieces about two inches long, and put it into a preserving-pan with the sugar broken small; the rind of the lemon cut very fine, and the almonds blanched and divided. Boil the whole well together, taking care to stir and skim frequently, and when it is nearly done stir in the ginger. Young rhubarb will take about three-quarters of an hour, but if old it must be boiled for an hour and a half. This preserve should be of a green color, and will be found a very good substitute for green-gage jam.

RHUBARB JAM (RED).

Four pounds of rhubarb—the red kind—four pounds of loaf sugar, and five ounces whole ginger.

Peel and cut up the rhubarb into small pieces, add the sugar and ginger, and boil until clear. Pot and tie down as for other preserves. This should be of a brilliant red color, and is very good for serving with blanc-mange, moulded rice, or rice flummery.

ORANGE MARMALADE.

Nine bitter oranges, three sweet oranges, two lemons. Slice the fruit across the grain, as thin as possible, being careful, at the same time, to remove all seeds. Place in a deep dish with four quarts of water, allow it to stand for twenty-four hours, then add eight pounds of granulated sugar and boil for one hour, or until it will jelly. Before taking off the fire add one glass of whisky to clarify.

TOMATO JELLY.

One can tomatoes, one teaspoonful cinnamon, one onion, one bay leaf, two tablespoonfuls vinegar, salt and pepper to taste. Cook till tomatoes are soft, then strain. Dissolve one tablespoonful of Knox gelatine in half a cup of cold water, pour the tomatoes over the gelatine while hot. Pour into moulds and cool. Sauce for tomato jelly—One tablespoonful grated horseradish, four tablespoonfuls whipped cream, two tablespoonfuls of vinegar. Salt and cayenne to taste.

PEAR JELLY.

Six large baking pears, half pound of sugar, quarter pint wine, eight whole cloves, half a lemon, half an ounce of gelatine. Peel the pears and cut them into quarters, put them into a shallow dish with sugar, cloves, and water enough to cover them; stew until tender, not broken. Take the pears from the liquor and put them in a mould. To half a pint of liquor add the gelatine juice, and grated rind of lemon and the wine. Let these ingredients boil quickly five minutes, strain the warm liquid over the pears and set in a cool place.

CANNED PINEAPPLE.*

Peel and remove all dark spots on the pineapples. Shred with a fork. To six pounds fruit, take four and one-half pounds sugar and three pints water. Mode.—Boil sugar and water ten minutes, skim and add the shredded pineapple. Let it boil up, then seal in self-sealers with a brandied paper between the fruit and glass tops.

PINEAPPLE JELLY.

Soak one package (Knox's) gelatine in one cup cold water for one-half hour; add the grated rind of two lemons to this, soak for fifteen minutes. Then add one small cup sugar, juice of four lemons, two and one-half cups boiling water and one-half cup of pineapple juice made by above* recipe. Let come to a boil and strain into a mould which has been soaked in cold water. Drop three-quarters cup chopped pineapple (recipe*) into the mould and set away to cool.

PEAR JAM.

One basket of pears, the juice of six lemons and the rind of four cut thin, one-quarter pound root ginger well pounded, three-quarters pound sugar to each pound of fruit. Peel pears, leaving the stem. Put on with as little water as possible and let them stew a short time. Take them out, leaving the juice in the kettle, add sugar, lemon rind and juice, and if desired any spice can be added in a muslin bag. Let all boil together for ten minutes, then add the pears with a clove or two stuck in each pear. Boil till the pears are tender.

SCOTCH MARMALADE.

Two dozen Seville oranges, three lemons, cut into thin slices, take out seeds; put in an earthenware pan and cover with eight and one-half quarts of cold water; let it stand for twenty-four hours. Boil quickly for two hours, then add sixteen pounds sugar and boil again one and one-half hours. The seeds should be soaked for twenty-four hours in one pint of cold water; when ready to put in the sugar pour the liquid off them through a strainer and add to the oranges. If not wanted very thick do not boil so long after adding sugar.

TO PRESERVE FRUIT WHOLE, WITHOUT SUGAR.

Suitable for pies, etc.

For plums, green-gages, cherries, or gooseberries—Select sound, fresh fruit and prepare as for ordinary stewing, i.e., wiping the plums, or taking the stems off the cherries or gooseberries. Then fill your glass gem-jars with the fruit as closely packed as possible without bruising. Screw on the tops tightly and place the jars in a boiler of cold water, sufficient to cover the jars. Let this boil, and after it has boiled a few minutes watch your jars to ascertain when the contents are sufficiently cooked. When you see the skins of the plums or cherries commence to split, or the gooseberries turn color to a yellowish shade, then remove them one at a time; take off the top of the jar and fill up with fast-boiling water from the kettle. Quickly screw on the top of the jar again, and put

it away to cool, tightening it again when cold. I have kept fruit like this for two years and when used it was like fresh fruit. By using ripe fruit, and filling up the jars with boiling syrup instead of water, it makes a delicious preserve. Indeed, this is the best way to preserve crab-apples. For syrup, use five cups of sugar to six of water; boil ten minutes.

BLACKBERRY AND APPLE JAM.

Pick over your blackberries and weigh them. To each pound of berries put half a pound of sliced apple. To every six pounds of berries add one lemon, very thinly sliced. Equal weight of fruit and sugar. Put the fruit on and let it boil steadily nearly half an hour, then add the sugar by degrees, and boil about twenty minutes. Some fruit takes longer to boil than others, but the berries should feel quite soft and mashy when done. Very delicious.

CHIPPED PEARS.

Eight pounds of sickle pears, or other good pears; eight pounds of granulated sugar, half a pound of candied ginger root, four lemons. Chip or slice the pears, slice the ginger root and let them boil together with the sugar for one hour, slowly. Boil the lemons whole in clear water until tender, then cut up in small bits, removing the seeds; add to the pears and boil an hour longer. Put in glasses. Use candied or crystallized ginger in preference to the green root.

ROYAL MARMALADE.

Twelve Seville oranges; cut each orange into eight quarters and slice them very fine; take out the seeds and put them into a basin and cover with water; to every pound of fruit add three pints of cold water. Let it stand for twenty-four hours, then boil until tender. Put the juice from the seeds in also. Let it stand until the following day, then to every pound of boiled fruit add one and a half pounds of sugar and the rind and juice of two lemons; boil, stirring constantly until the syrup jellies.

RED CURRANT MARMALADE.

Six pounds red ripe currants, half pound raisins, six pounds of sugar, six oranges, half teaspoonful mace, half teaspoonful of cinnamon. Boil the currants and press through a sieve; boil the yellow rind of the oranges in a little water and chop finely. Chop raisins and pulp of oranges. Boil all together till thick, half or three-quarters of an hour. Half yellow rind after boil is sufficient.

CRANBERRY JELLY.

To one quart of cranberries add one scant cupful of water, and cook until the berries are tender. Remove from the fire and strain through a fine sieve. Return the juice to the saucepan, add two cupfuls of sugar, and cook just long enough to thoroughly melt the sugar. When cool, put in a mould and pack in ice for an hour, and serve in sherbet glasses.

BITTER ORANGE MARMALADE.

Slice twelve Seville oranges into a large bowl—leaving out pips. To each pound of fruit add three pints of cold water and let stand twelve or eighteen hours. Then boil gently till soft, about thirty minutes. Let stand again till next day. Then weigh and to every pound of fruit and juice add one pound granulated sugar, and boil till clear and thick.

FOR BOTTLING WHOLE FRUIT.

Make a syrup (cold or hot) with a quarter of a pound of sugar to a quart of water; fill the jars very full of fruit; pour on the syrup; screw down, but not tightly; place the bottles in a kettle of cold water, with boards under them, and allow them to boil a quarter of an hour or a little longer, according to the ripeness of the fruit. When done lift the bottles out, screw down tightly, and allow them to stand until cold. Crab-apples, Bartlett pears, cherries, peaches, plums can be done in this way and retain their flavor and color.

STIFF CRANBERRY JELLY.

To each pound of berries add one pint of water, and boil half an hour, stirring gently and skimming. Strain well, and to each pint of juice add one pound of sugar (granulated). Boil again until it jellies.

PRUNE JELLY.

One pound of stewing prunes, wash well and leave them to soak about an hour. In the meantime put half a package of gelatine to soak, then take the prunes and put them on a saucepan on the fire, well covered with water and about half a cupful of sugar. Boil for about an hour. Strain the juice from the prunes, then add the gelatine to the juice and put on the fire to boil up. Cover the prunes with the juice and gelatine mixed, put in hot in a mould and leave till cold. Serve with whipped cream.

CANDIES.

In the making of confections, the best granulated or loaf sugar should be used. (Beware of glucose mixed with sugar.) Sugar is boiled more or less, according to the kind of candy to be made, and it is necessary to understand the proper degree of sugar boiling to operate it successfully.

Occasionally sugar made into candies, "creams" or syrups, will need clarifying. The process is as follows: Beat up well the white of an egg with a cupful of cold water and pour it into a very clean iron or thick new tin saucepan, then put into the pan four cupfuls of sugar, mixed with a cupful of warm water. Put on the stove, and heat moderately until the scum rises. Remove the pan, and skim off the top, then place on the fire again until the scum rises again. Then remove as before, and so continue until no scum rises.

This recipe is for good brown or yellowish sugar; for soft, white sugars, half the white of an egg will do, and for refined or loaf sugar a quarter will do.

The quantities of sugar and water are the same in all cases. Loaf sugar will generally do for all candy-making without further clarification. Brown or yellow sugars are used for caramels, dark-colored cocoanut, taffy, and pulled molasses candies generally.

Havana is the cheapest grade of white sugar and a shade or two lighter than the brown.

Confectioners' A is superior in color and grain to the Havana. It is a centrifugal sugar—that is, it is not re-boiled to procure its white color, but is moistened with water and then put into rapidly revolving cylinders. The un-crystallized syrup or molasses is whirled out of it, and the sugar comes out with a dry, white grain.

Icing or Powdered Sugars. This is powdered loaf sugar. Icing can only be made with powdered sugar, which is produced by grinding or crushing loaf sugar as fine as flour nearly.

Granulated Sugar. This is a coarse-grained sugar, generally very clean and sparkling, and fit for use as a colored sugar in crystallized goods, and other superior uses.

This same syrup answers for most candies, and should be boiled to such a degree that when a fork or splinter is dipped into it the liquid will run off and form a thick drop on the end, and long, silk-like threads hang from it when exposed to the air. The syrup never to be stirred while hot, or else it will grain, but if intended for soft. French candies, should be removed, and, when nearly cold, stirred to a cream. For hard, brittle candies, the syrup should be boiled until, when a little is dropped in cold water, it will crack and break when biting it.

The hands should be buttered when handling it, or it will stick to them.

The top of the inside of the dish that the sugar or molasses is to be cooked in, should be buttered a few inches around the inside; it prevents the syrup from rising and swelling any higher than where it reaches the buttered edge.

For common crack candies, the sugar can be kept from graining by adding a teaspoonful of vinegar or cream tartar.

Essences and extracts should be bought at the druggist's, not the poor kind usually sold at the grocer's.

MEMO.

Granulated sugar is preferable. Candy should not be stirred after it begins to boil. Butter should be added when candy is almost done.

BUTTER SCOTCH.

One cup of brown sugar, butter the size of an egg, two tablespoonfuls of milk; flavor with vanilla; boil until it hardens on a spoon.

CARMELS.

One cup of molasses, one cup of brown sugar, one cup of cream or milk, piece of butter the size of an egg; beat all together; boil until it thickens in water. Turn into flat tins, and when nearly cold cut into small squares.

PEANUT CANDY.

Shell and skin a quart of peanuts, and roll them until fine. Place a heaping coffee cup of granulated sugar into a saucepan. Set it over a hot fire and stir the contents quickly until it melts. Do this while the peanuts are being heated through in the oven, and after the pans are buttered and set on the back of the range to be kept hot. When the sugar has melted pour the hot peanuts into it, remove from the fire and pour into the hot buttered pans. When cold it can be broken into pieces.

HICKORY-NUT CANDY.

One cup of meats, two cups of sugar, half a cup of water; boil sugar and water without stirring until thick enough to spin a thread. Set off to cool. Stir until white, and add nut meats. Turn into a flat tin and when cold cut in squares.

CHOCOLATE FUDGE.

Quarter of a cake of Baker's chocolate, two cups of white sugar, one cup of milk, butter the size of a walnut. Cook all together. Test in cold water until you can roll well in fingers; take off stove; stir until cool. Pour into plates and cut into squares.

YUM YUM.

One pound of brown sugar, enough water to thoroughly moisten it. Butter size of an egg. Cook until it becomes brittle when dropped into cold water, then pull until creamy white.

VELVET CREAM CANDY.

Two cups of sugar, one cup of milk. Cook until it will roll in fingers. Let it cool, and pull and pat until it becomes creamy. Pat out flat in platter, and cover with a damp napkin until ready to use. Better second day.

COCOANUT CREAM CANDY.

One cup of sugar and a little water boiled without stirring until it will spin a thread. Take from the fire; add a large tablespoonful of shredded cocoanut and stir until creamy. Drop size of a penny on buttered paper. Slip off when cool and pack in boxes.

CARAMELS.

Three pounds brown sugar, one cake of chocolate, one cup of cream or milk, butter the size of an egg; flavor with vanilla. Grate the chocolate and dissolve; then add the sugar and butter and boil until they will harden in cold water. Put into a buttered pan; work off in squares when half cold.

SCOTCH TOFFEE.

Take two pounds of fine yellow sugar, six ounces of fresh butter; melt the butter slowly and when fully melted add the sugar. Mix thoroughly and stir in sufficient cream to make the whole of the consistency of a thin batter. Now place on the stove and stir until the boiling point is reached. After this it must not be stirred on any account. Boil very slowly until it feels tough, but not brittle, when tested by cooling a little in cold water. Now pour into buttered trays and cool slowly, then cut into squares. The color may be made a rich brown by the addition of a teaspoonful of cochineal before boiling. Success depends largely on slow boiling and cooling. The above recipe is from a famous Scottish confectioner.

MAPLE CREAM CANDY.

Three cups of brown sugar, half a cup of cream or milk. When it comes to the boil add a dessertspoonful of butter. Let

it boil for fifteen minutes, stirring just before taking off the fire, put in tablespoonful of vanilla ; remove from the fire ; beat briskly for five minutes. Butter your plates.

CHOCOLATE CARAMELS.

Put on the fire in a saucepan two pounds of brown sugar, half a pound of Baker's chocolate, broken into small pieces, and a small cupful of cold water. Boil this until a little of it hardens in water, stir into it two tablespoonfuls of butter and two teaspoonfuls of vanilla, turn into buttered pans and cut into squares. If you like the sugary, soft caramels, stir the mixture hard for several minutes after you take it from the fire ; but should you prefer the sticky variety, add four tablespoonfuls of molasses to your sugar when you put it on to cook, and do not stir it after it leaves the stove.

CHOCOLATE CREAMS.

To the white of an egg, mixed with as much water, add enough confectioner's sugar to make a dough-like paste that can be worked with the fingers into small balls. Grate six tablespoonfuls of sweetened chocolate, melt it, without water, in a cup on the stove, and when smooth and thick dip your balls of sugar-paste into it and then let them dry on waxed paper. They may have to be dipped several times before they are satisfactory.

MAPLE SUGAR CANDY (No. 1).

Take two pounds of maple sugar, broken into small pieces, and put it in a saucepan with a quart of rich milk—part cream is better. Let this boil until it reaches the stage where it hardens in cold water ; pour it into pans, and mark it in squares as you would taffy or caramels.

MAPLE SUGAR CANDY (No. 2.)

One pound of maple sugar ; one pint of milk ; one tablespoonful of butter. Break the sugar into small pieces and put it into a double boiler with the milk. Put it on the stove

and cook until the sugar melts. Set the inner vessel of the double boiler directly on the stove and boil, stirring constantly, until the syrup reaches the stage where a little dropped in cold water becomes brittle. Add your butter then, and when this is melted turn the syrup into greased pans. As it cools, mark it off in squares with a knife.

MAPLE SUGAR CREAM CANDY.

To one cup thick cream add two cups maple sugar cut in small pieces. Boil, stirring always one way until when tried in cold water the mixture adheres to spoon. Remove from fire and stir the opposite way until mixture gets quite thick; add one-half cup chopped walnuts and pour out on buttered platter. When cold cut in small squares.

NOUGAT.

The simplest, if perhaps the least scientific, way to make this is the following: Boil together a pound of sugar and half a cupful of cold water until a little of it becomes brittle when dropped in cold water. Do not stir it after the sugar melts. Butter a shallow tin—a biscuit-pan will answer—and cover the bottom closely with blanched almonds, the kernels of hickory, pecan, and hazel nuts, thin strips of cocoanut, split and stoned dates, bits of figs, etc. When the candy is done add to it a tablespoonful of lemon-juice, and pour it over your nuts and fruits. Mark it into strips or squares when cool.

MAPLE CREAM.

Proceed as in preceding recipe, using maple sugar instead of the plain white sugar.

STUFFED DATES.

Remove the stone and put in its place a bit of fondant, or, better still, a peanut or a blanched almond and dust with fine sugar.

TURKISH DELIGHT.

One ounce gelatine, soak in one-half cup of cold water for two hours; one pound of granulated sugar put in a pan with one-half cup of cold water. Stand the pan over the fire until the sugar is melted and comes to the boil; add soaked gelatine and boil steadily for twenty minutes; flavor with the juice of one lemon and one orange and a tablespoonful of rum. Wet a tin in cold water and turn the mixture in, having it about one inch thick; when it is hard or jellied, spread icing sugar over the top and cut into inch square pieces; roll in the icing sugar. A few chopped nuts added with the flavoring makes it much nicer. Let the mixture stand in the pan over night before cutting, as it is very sticky.

N.B.—This is one of the most wholesome of candies and will not hurt any person either sick or well, as it is really jelly.

CURRANT DROPS.

Use currant-juice, instead of water, to moisten a quantity of sugar. Put it in a pan and heat, stirring constantly; be sure not to let it boil; then mix a very little more sugar, let it warm with the rest a moment; then, with a smooth stick, drop on paper.

LEMON DROPS.

Upon a coffee-cupful of finely powdered sugar, pour just enough lemon-juice to dissolve it, and boil it to the consistency of thick syrup, and so that it appears brittle when dropped in cold water. Drop this on buttered plates in drops; set away to cool and harden.

NUT MOLASSES CANDY.

When making molasses candy, add any kind of nuts you fancy; put them in after the syrup has thickened, and is ready to take from the fire; pour out on buttered tins. Mark it off in squares before it gets too cool. Peanuts should be fresh roasted and then tossed in a sieve, to free them of their inner skins.

SUGAR NUT CANDY.

Three pounds of white sugar; half a pint of water; half a pint of vinegar; a quarter of a pound of butter; one pound of hickory-nut kernels. Put the sugar, butter, vinegar and water together into a thick saucepan. When it begins to thicken, add the nuts. To test it, take up a very small quantity as quickly as possible directly from the centre, taking care not to disturb it any more than is necessary. Drop it into cold water, and remove from the fire the moment the little particles are brittle. Pour into buttered plates. Use any nuts with this recipe.

COCOANUT CANDY.

One cocoanut, one and one-half pounds of granulated sugar. Put sugar and milk of cocoanut together, heat slowly until the sugar is melted, then boil five minutes; add cocoanut (finely grated), boil ten minutes longer, stir constantly to keep from burning. Pour on buttered plates, cut in squares. Will take about two days to harden. Use prepared cocoanut when other cannot be had.

MOLASSES CANDY.

Put one quart of West India molasses, one cupful of brown sugar, a piece of butter the size of half an egg, into a six-quart kettle. Let boil over a slack fire until it begins to look thick, stirring it often to prevent burning. Test it by taking some out and dropping a few drops in a cup of cold water. If it hardens quickly and breaks short between the teeth it is boiled enough. Now put in half a teaspoonful of baking soda, and stir it well; then pour it out into well-buttered flat tins. When partly cooled, take up the candy with your hands well buttered, then pull and double, and so on, until the candy is a whitish yellow. It may be cut in strips and rolled or twisted. If flavoring is desired, drop the flavoring on the top as it begins to cool, and when it is pulled, the whole will be flavored.

CHAFING DISH.

WITH THE CHAFING-DISH.

A few years ago it might have been thought necessary to include, in a book of this character, an elaborate treatise upon the methods of cooking with the chafing-dish, and a long list of recipes. But we have changed all that. Few and far between are the homes in which the chafing-dish is not a familiar friend, and each man or woman who handles it has his, or her, own pet recipes for at least the best-known dishes that can be prepared over an alcohol flame. Therefore it is not designed to give elementary instructions here. There follow only such dishes as have seemed new or unusual, and so worthy of being made known to the public.

DEVEILED OYSTERS.

Twenty oysters; one gill of oyster-liquor; two tablespoonfuls of butter; one dessertspoonful of flour; one teaspoonful of salt; half a tablespoonful of curry powder; one teaspoonful of Worcestershire sauce; ten drops of Tabasco sauce; juice of one lemon.

Melt the butter in the blazer, stir in the flour, and when this is blended, the oyster-liquor and all the seasoning except the lemon-juice. As soon as the sauce is boiling hot, drop in the oysters and cook three minutes or until they plump. Add the lemon-juice and serve them at once on Graham toast.

Huntley & Palmer's Breakfast Biscuits make an excellent substitute for toast in chafing-dish cookery.

OYSTERS WITH ANCHOVY.

Twenty oysters, two tablespoonfuls of butter, one heaping teaspoonful of anchovy paste, a little cayenne; juice of a lemon.

Melt the butter and the anchovy together in the blazer, put in the oysters, cook three minutes, add the cayenne and lemon-juice and serve on buttered toast or "breakfast-biscuit."

CELERY OYSTERS.

Twenty fine oysters, one gill of oyster-liquor, half a cupful of crisp celery, minced fine; two tablespoonfuls of butter, one gill of cream, one gill of sherry or Madeira, one teaspoonful, each, of salt and paprica.

Put the oyster-liquor, celery, and paprica in the chafing-dish over hot water, and when it comes to a boil simmer three or four minutes; add the butter and the cream, and when these are boiling hot put in the oysters. Cook until the edges curl, stir in the wine and salt, and serve at once on toast.

CLAMS SAUTE.

Twenty soft clams, from which the tough part has been removed; two slices of salt pork or fat bacon cut into fine dice; a little white pepper.

Fry the pork or bacon crisp in the blazer, and when the dice begin to brown push them to the side of the pan and lay in the clams. Sauté them, turning once or twice, and serve on Graham or Boston brown bread toast.

DEVILED SARDINES.

One box of boneless sardines, drained and skinned; two tablespoonfuls of butter; one teaspoonful of paprica, or one-half saltspoonful of cayenne; one saltspoonful salt; one table-spoonful of lemon-juice.

Melt the butter in the blazer and when hissing hot lay in the sardines. Cook until heated through, turning once, sprinkle with salt and paprica, add the lemon-juice, and serve on toast.

SHRIMPS WITH ANCHOVY SAUCE.

One can of shrimps, two tablespoonfuls of butter, one gill of cream, one teaspoonful of anchovy paste, yolks of two eggs, half saltspoonful of cayenne.

Melt together the butter and anchovy, lay in the shrimps, pepper them, and sauté until they are hot through. Break the eggs in a bowl, beat the cream into them, and pour into the chafing-dish. Stir two or three minutes, until the sauce thickens, and serve at once on toast.

This dish should be prepared over hot water.

SHRIMPS WITH TOMATO SAUCE.

One cupful of tomato sauce (see recipe). This can easily be prepared in the chafing-dish. One can of shrimps. Salt to taste, and one saltspoonful of cayenne.

Stir the shrimps into the tomato sauce, bring to a boil, season, and serve on toast or in scallop-shells, or nappies.

CELERY LOBSTER.

Two cupfuls of lobster-meat, cut into small pieces; one cupful of crisp celery, minced; two tablespoonfuls of butter; one dessertspoonful of flour; half a pint of milk; yolks of two eggs; one teaspoonful of salt; one saltspoonful of cayenne; juice of a lemon.

Cook together the butter and flour over hot water, add the milk, stir until smooth, put in the celery and cook three minutes, add the lobster, seasoning, and yolk of egg; stir until thick, and serve.

HUNGARIAN MUSHROOMS.

Half a pound of fresh mushrooms, stemmed and peeled; three tablespoonfuls of salad oil; one teaspoonful of paprica; one saltspoon of pepper.

CHICKEN CROQUETTES (CHAFING DISH).

Four cups minced chicken. One cup bread crumbs, three eggs. Tablespoonful butter and seasoning. Mix and make

into balls, dip into beaten egg and bread crumbs. Fry a nice brown.

WELSH RAREBIT (FOR CHAFING DISH).

Break two eggs into the upper pan of the chafing-dish, beat them well, then add half a pound of soft, mild cheese, broken into small bits; one tablespoonful of butter, half teaspoonful of salt, one teaspoonful mustard, a grain of cayenne and half a cupful of cream or milk; stir this mixture well, until cheese is melted. Serve on crisp toast or on toasted thin water-crackers.

FOREIGN RECIPES.

ENTREE (BAVARIAN STYLE).

One-half pound beef collops, one-half pound sausage meat, one egg, salt and pepper to taste, one small onion minced fine; form into croquettes. Have some half-boiled leaves of cabbage, wrap each croquette in one large leaf, completely covering the meat, tie firmly and fry slowly in lard and butter (half and half) until brown on both sides. Serve on a flat platter with gravy poured over, which may be increased by addition of a little boiling water.

CAULIFLOWER AU GRATIN.

An Italian Recipe.

Boil in hot, salted water and divide into tiny clusters, a "flower" or two on each. Butter a deep dish and put in a layer of these, sprinkling with butter, salt, and pepper, and covering first with Parmesan cheese, then with cracker-crumbs. Wet each layer with milk, and fill the dish in this order, finishing with a layer of crumbs dotted with butter-bits, and dusted with cayenne. Bake, covered, half an hour, then brown. Serve in the dish.

GERMAN PUDDING.

One cup stewed apples, sweetened; one cup of bread-crumbs soaked in milk; piece of butter size of egg, tablespoonful of sugar creamed with butter; three eggs, yolks and whites beaten separately; juice of one lemon and some of the peel chopped fine; a few almonds chopped fine and mixed well with butter. Steam.

GHERKIN SALAT (GERMAN).

Peel medium-sized cucumbers. Slice across as thin as possible into salted water, in which leave for several hours. Take out and drain, place in towel and wring gently until dry. Turn into salad dish and toss lightly in French dressing (oil, vinegar, salt and pepper), and sprinkle with finely chopped parsley.

HEISSER-KRAUT SALAT (GERMAN).

Slice as fine as possible half a hard crisp cabbage. Should be in shreds; put in frying-pan with butter and cook slightly, turning carefully. Pour over it vinegar and water and cover closely until cooked. Serve hot with boiled pickled pigs' knuckle that has been carefully and slowly cooked until almost jellied.

KARTOFFEL SALAT (GERMAN).

One quart cold boiled potatoes cut into dice, two onions shaved as thin as possible, one tablespoonful of nicely minced parsley. Mix in salad bowl, dressing with vinegar, oil and seasoning of salt and pepper.

HAMBURG STEAK (AS MADE IN HAMBURG).

Procure some thin slices of beef from a round (uncooked). Pound a little to tender. Divide into portions the size of your hand. On each portion strew a little thyme, or savory, a little pepper, a dust of salt and some pounded onions. Have a portion of veal kidney suet and form the bits of beef into rolls with a bit of kidney suet in the inside. Tie with twine, or if possible darn little silver skewers into the flap of each steak to keep rolled. Dust in flour and place in a frying-pan with some butter or nice dripping; roll the steak so that each side may get brown. Then carefully pour in a cupful of boiling water, cover the frying pan tight and set on some part of range where the steaks may cook very slowly. Turn out in ten minutes or longer on a very hot dish and pour gravy over

them. A little more gravy may be supplied by browning some flour after lifting the steaks and thinning with boiling water.

BERLINER LOBSTER.

One fresh lobster, cut into small pieces, put in butter size of egg, melt quickly in double boiler. Beat up yolks of three eggs with one-half pint of best cream; beat slowly while standing in another dish of hot water till creamy, then take off the fire. Add salt and paprica to taste and small glass of best sherry. Pour over lobster and serve quickly and hot.

GERMAN RED CABBAGE.

Shave one head of red cabbage very fine, put slowly into quart of boiling water; add one onion cut fine, two large apples, salt, pepper and allspice to taste, wineglass best sherry, one-quarter cup vinegar, two tablespoons sugar, butter size of two eggs, let simmer one and one-half or two hours and serve hot. This is delicious.

GERMAN COFFEE CAKE.

To a quart of lukewarm milk use one Fleischman's yeast cake, flour enough to make stiff sponge (sifting flour twice before using), knead till batter shows large bubbles, mix in evening; next morning knead again; put batter about three-quarters high in tins, let raise till twice this size, glaze with melted butter, and sprinkle with cinnamon and sugar over top (or chopped almonds instead of cinnamon). Bake in medium hot oven. Serve with coffee.

TO BOIL RICE.

(Recipe in Native's Own Words.)

Wash him well, much wash in cold water, the rice water make him stick, wash all quite away. Water boil in saucepan all ready, very fast; throw rice in, can't burn water shake him so much. Boil quarter of an hour or little more. Rub

rice in finger and thumb, if soft him well done. Put rice in colander, hot water go away; pour cup of cold water on him; put back rice in saucepan, keep him covered up near fire; then rice all done, eat him up.

BAKED RICE CURRY.

An East Indian Dish.

Wash a cupful of raw rice in three waters, and let it soak fifteen minutes in water enough to cover it. Boil an onion in a quart of water with a little salt until the onion is very soft. Strain the water, squeezing the onion hard in a bit of cloth. Throw it away, put the water over the fire with a heaping teaspoonful of curry-powder, and when it boils again pour upon the rice and the water in which it was soaked. Turn all into a jar with a close top, or a casserole dish with a cover, and set in a moderate oven until the rice has soaked up the liquid and is swollen and soft, but not broken. Serve in a deep, open dish, and pour over it a few spoonfuls of melted butter, loosening the rice gently with a fork to allow the butter to penetrate to the bottom. Serve with roast chicken, veal, or fish.

BEVERAGES.

Boiling water is a very important desideratum in the making of a good cup of coffee or tea, but the average housewife is very apt to overlook this fact. Do not boil the water more than three or four minutes; longer boiling ruins the water for coffee or tea-making, as most of its natural properties escape by evaporation, leaving a very insipid liquid, composed mostly of lime and iron, that would ruin the best coffee, and give the tea a dark, dead look, when it ought to be the reverse.

Water left in the tea-kettle over night must never be used for preparing the breakfast coffee; no matter how excellent your coffee or tea may be, it will be ruined by the addition of water that has been boiled more than once.

THE HEALING PROPERTIES OF TEA AND COFFEE.

The medical properties of these two beverages are considerable. Tea is used advantageously in inflammatory diseases and as a cure for the headache. Coffee is supposed to act as a preventive of gravel and gout, and to its influence is ascribed the rarity of those diseases in France and Turkey. Both tea and coffee powerfully counteract the effects of opium and intoxicating liquors; though, when taken in excess, and without nourishing food, they themselves produce, temporarily at least, some of the more disagreeable consequences incident to the use of ardent spirits. In general, however, none but persons possessing great mobility of the nervous system, or enfeebled or effeminate constitutions, are injuriously affected by the moderate use of tea and coffee in connection with food.

MAKING COFFEE.

1. The coffee should be roasted just before use; as if kept more than one day after roasting there is a decided loss of aroma.

2. The simplest way of roasting coffee is in an enamelled frying-pan. Roast the beans over a mild, smokeless fire until the beans turn a rich brown color, not black. The beans must be constantly stirred and turned, or they will burn.

3. Take one large tablespoonful of coffee powder for each cup of coffee required.

4. Put the powder into a jug and pour boiling water over it in the proportion of half a cupful of water to each tablespoonful of coffee powder. The water must be at full boiling point.

5. Let the coffee stand in the jug for half an hour, and then strain through a linen or cotton bag (muslin is too thin) into the coffee-pot.

6. To one-quarter of a cupful of coffee add three-fourths of boiling milk, and sugar to taste.

The directions must be strictly adhered to.

GINGER BEER.

Pour ten quarts of boiling water on three pounds of white sugar, three ounces of whole ginger bruised, three ounces of cream of tartar, the thin rind and juice of six lemons. When cool add six teaspoons of brewer's yeast or yeast cakes; let stand two days, bottle and cork.

BEVERAGE.

Ingredients are: three lemons, one ounce of tartaric acid and three pounds of sugar. Pare rind of lemons as thin as possible, put rinds, white sugar and tartaric into a jar and cover with quart boiling water, and stir till sugar is melted. When cold add the juice of the lemons and two quarts of cold water. When about to serve add two bottles of ginger ale.

RUSSIAN TEA.

One quart of boiling water poured on two tablespoonfuls of black tea; add large cup or three parts of sugar and the juice of four lemons. Let stand two hours, then strain through a cloth; add large piece of ice. A delicious drink for hot weather.

CHIOCA.

This drink is a combination of coffee and chocolate, and has many adherents. To prepare it, scald one pint of milk and add the same amount of boiling water. Mix together four tablespoonfuls of sugar and one scant cupful of grated chocolate. Add sufficient of the hot liquid to mix to a smooth paste, gradually dilute and turn into the milk and water, then cook gently for five minutes. Add a pinch of salt, one pint of very strong clear coffee, and ten drops of vanilla, and take from the fire. Serve with whipped cream for luncheon or 5 o'clock tea.

GINGER CORDIAL.

One gallon of whisky, eight lemons, four pounds of sugar, quarter-pound of whole ginger biscuit, one quart of water added to the sugar, and four pounds of red currants if made in summer. Put the whisky, lemons and ginger in a crock and let it stand for three days, stirring every day; then strain and add the sugar, which has been dissolved in the quart of water. Stir until all is well mixed; then bottle. Ready for use at once.

MILK PUNCH.

Pare six oranges and six lemons as thin as possible; grate them with lump sugar to get the flavor. Steep the peels in a quart of rum and a pint of brandy in a close crock for twenty-four hours. Squeeze the fruit on two pounds of sugar; add four quarts of water and one quart of boiling hot new milk; then stir the rum and brandy into the above and run it through a jelly bag until perfectly clear. Bottle and cork at once. It will keep good for some weeks.

MILK PUNCH.

Steep rinds cut from ten or twelve lemons in one bottle brandy for three days with a grated nutmeg; shake frequently. Dissolve two pounds loaf sugar in one and one-half bottles water, add two bottles rum, one pint lime juice and the above lemon brandy. Bring one bottle of fresh milk to a boil, and that instant pour it into the other ingredients, stirring constantly. Let stand twenty-four hours and strain through double flannel; cork well. Will keep any time.

CLARET CUP.

For about fifty people put six bottles of claret, six of soda water, four lemons and six wine glasses of curacao. A large lump of ice. Peel lemons quite thin, throw the rind in bowl and then squeeze in the lemons; put a lump of ice in bowl first. Then pour claret on top of it, putting claret and soda in last. Sugar to taste.

CLARET CUP (ARMY RECIPE).

One quart claret, one bottle soda, one-half pound crushed ice, four tablespoons sugar, one-quarter teaspoon grated nutmeg, wineglass of brandy or maraschino.

CAFE FRAPPE.

To one quart strong coffee sweetened, add the beaten whites one egg and freeze. Serve in glasses with whipped cream on top, or with vanilla ice cream.

BLACK, OR AFTER-DINNER COFFEE.

One cupful of freshly ground coffee; three large cupfuls of freshly boiled water. Make as directed in last recipe, running through the filter three times. Serve in small cups, and give the drinkers their choice of sugar or no sugar. Black coffee is a good digestive agent and is far more wholesome than coffee mixed with cream or milk.

CAFE AU LAIT.

One-half cupful of ground coffee; two cupfuls of boiling water; one cupful and a half of fresh milk. Make the coffee in the usual way. Strain into a coffee-pot or pitcher, add the milk, scalding hot, and set for five minutes, closely covered, in boiling water. When allowed to cool and then iced this is a favorite beverage at hot-weather luncheons and picnics.

CHOCOLATE.

Allow to six tablespoonfuls of grated chocolate a pint of boiling water, and as much milk. Rub the chocolate to a paste with a little cold water, and stir into the hot water. Boil twenty minutes; add the milk and boil ten minutes longer, stirring often. Sweeten in the cups. It is improved by laying upon the surface of each cup a teaspoonful of cream.

COCOA.

"Cocoa," says a noted writer upon Dietetics, "is, for general use, a milder, less stimulating, and more nutritious beverage than tea or coffee." As it contains fifty per cent. of fat and twelve per cent. of albuminoids, the chemical analysis bears out the assertion. Boil a pint of water, rub three tablespoonfuls of grated cocoa to a smooth paste with cold water, and stir into the hot water. Boil ten minutes, hard, and pour upon it a pint of hot milk (with a bit of soda in it). Boil for ten minutes longer, stirring and beating well. Sweeten in the cups.

LEMONADE.

Four lemons, rolled, peeled, and sliced; four large spoonfuls of sugar; one quart of water. Put lemons (sliced) and sugar into a pitcher and let them stand for an hour, then add water and ice. If you substitute Apollinaris for plain water you have a most refreshing drink.

ORANGEADE.

Make as you would lemonade, but add the juice of a lemon, a few bits of shredded orange-peel, and a slice of pineapple. Orangeade is insipidly sweet without these additions.

RASPBERRY OR BLACKBERRY VINEGAR.

Put a gallon of berries into a great crock and crush them well with a potato-beetle or wooden mallet. Cover an inch deep in cider-vinegar. Set in the hot sunshine for a day and leave all night in the cellar. Stir six times during the day of sunning. Strain and squeeze the berries dry and throw them away. Put another gallon of mashed berries into the strained vinegar and leave again in the sun all day and another night in the cellar. On the morrow strain and squeeze the berries and measure the liquid thus gained. For each quart allow a pint of water, and for every pint of the water thus added, five pounds of sugar (you have then five pounds of sugar for every three pints of mingled juice, vinegar, and water). Turn into a porcelain-lined or agate-iron kettle and set over the fire, stirring until the sugar melts. Heat to boiling, and boil hard one minute to throw up the scum. Skim well, take from the fire, strain and, while still warm, bottle. Seal the corks with a mixture of beeswax and resin.

RASPBERRY ROYAL.

is made as in the last recipe, but a pint of fine brandy is added to every three quarts of the raspberry vinegar just before it is bottled.

BLACKBERRY CORDIAL.

Pound and squeeze enough blackberries through a coarse muslin bag to make a quart of juice. Put this into an agate-iron or porcelain-lined kettle, with a pound of sugar, two teaspoonfuls each of grated nutmeg, cinnamon, and allspice, and one teaspoonful of cloves. Tie the spices up in little thin muslin bags and stir the sugar until dissolved. Set over the fire and cook together, after the boil begins, fifteen minutes. Take off the scum, turn into a jar, and cover closely while it cools. When perfectly cold strain out the spices and add a pint of good brandy. Bottle and seal. This cordial will keep for years and is valuable in case of summer complaint and other intestinal disorders.

BUTTER AND CHEESE.

TO MAKE BUTTER.

Thoroughly scald the churn, then cool well with ice or spring water. Now pour in the thick cream; churn fast at first, then, as the butter forms, more slowly, always with perfect regularity; in warm weather, pour a little cold water into the churn, should the butter form slowly; in winter, if the cream is too cold, add a little warm water to bring to the proper temperature. When the butter has "come," rinse the sides of the churn down with cold water, and take the butter up with the perforated dasher or a wooden ladle, turning it dexterously just below the surface of the buttermilk to catch every stray bit; have ready some very cold water, in a deep wooden tray, and into this plunge the dasher when you draw it from the churn; the butter will float off, leaving the dasher free. When you have collected all the butter, gather behind a wooden butter-ladle, and drain off the water, squeezing and pressing the butter with the ladle; then pour on more cold water, and work the butter with the ladle to get the milk out, drain off the water, sprinkle salt over the butter,—a tablespoonful to a pound—work it in a little, and set in a cool place for an hour to harden, then work and knead it until not another drop of water exudes, and the butter is perfectly smooth and close in texture and polish; then with the ladle make up into rolls, little balls, stamped pats, etc.

The churn, dasher, tray and ladle, should be well scalded before using, so that the butter will not stick to them, and then cooled with very cold water.

When you skim cream into your cream jar, stir it well into what is already there, so that it may all sour alike; and no fresh cream should be put with it within twelve hours before churning, or the butter will not come quickly, and perhaps not at all.

Butter is indispensable in almost all culinary preparations. Good, fresh butter, used in moderation, is easily digested; it is softening, nutritious, and fattening, and is far more easily digested than any other of the oleaginous substances sometimes used in its place.

TO MAKE BUTTER QUICKLY.

Immediately after the cow is milked, strain milk into clean pans, and set it over a moderate fire until it is scalding hot; do not let it boil; then set it aside; when it is cold, skim off the cream; the milk will still be fit for any ordinary use; when you have enough cream, put it into a clean earthen basin; beat it with a wooden spoon until the butter is made, which will not be long; then take it from the milk and work it with a little cold water, until it is free from milk; then drain off the water, put a small tablespoonful of fine salt to each pound of butter, and work it in. A small teaspoonful of fine white sugar, worked in with the salt, will be found an improvement—sugar is a great preservative. Make the butter in a roll; cover it with a bit of muslin, and keep it in a cool place. A reliable recipe.

A BRINE TO PRESERVE BUTTER.

First work your butter into small rolls, wrapping each one carefully in a clean muslin cloth, tying them up with a string. Make a brine, say three gallons, having it strong enough of salt to bear up an egg; add half a teacupful of pure, white sugar, and one tablespoonful of saltpetre; boil the brine, and when cold strain it carefully. Pour it over the rolls so as to more than cover them, as this excludes the air. Place a weight over all to keep the rolls under the surface.

PUTTING UP BUTTER TO KEEP.

Take of the best pure, common salt two quarts, one ounce of white sugar and one of saltpetre; pulverize them together completely. Work the butter well, then thoroughly work in an ounce of this mixture to every pound of butter. The butter to be made into half-pound rolls, and put into the following

brine—to three gallons of brine strong enough to bear an egg, add a quarter of a pound of white sugar.

CURDS AND CREAM.

One gallon of milk will make a moderate dish. Put one spoonful of prepared rennet to each quart of milk, and when you find that it has become curd, tie it loosely in a thin cloth and hang it to drain; do not wring or press the cloth; when drained, put the curd into a mug and set in cool water, which must be frequently changed (a refrigerator saves this trouble). When you dish it, if there is whey in the mug, ladle it gently out without pressing the curd; lay it on a deep dish, and pour fresh cream over it; have powdered loaf-sugar to eat with it; also hand the nutmeg grater.

Prepared rennet can be had at almost any druggist's, and at a reasonable price. Ask for Crosse & Blackwell's Prepared Rennet.

NEW JERSEY CREAM CHEESE.

First scald the quantity of milk desired; let it cool a little, then add the rennet; the directions for quantity are given on the packages of "Prepared Rennet." When the curd is formed, take it out on a ladle without breaking it; lay it on a thin cloth held by two persons; dash a ladleful of water over each ladleful of curd, to separate the curd; hang it up to drain the water off, and then put it under a light press for one hour; cut the curd with a thread into small pieces; lay a cloth between each two, and press for an hour; take them out, rub them with fine salt, let them lie on a board for an hour, and wash them in cold water; let them lie to drain, and in a day or two the skin will look dry; put some sweet grass under and over them, and they will soon ripen.

COTTAGE CHEESE.

Put a pan of sour or loppered milk on the stove or range, where it is not too hot; let it scald until the whey rises to the top (be careful that it does not boil, or the curd will become hard and tough). Place a clean cloth or towel over a

sieve, and pour this whey and curd into it, leaving it covered to drain two or three hours; then put it into a dish and chop it fine with a spoon, adding a teaspoonful of salt, a tablespoonful of butter and enough sweet cream to make the cheese the consistency of putty. With your hands make it into little balls flattened. Keep it in a cool place. Many like it made rather thin with cream, serving it in a deep dish. You may make this cheese of sweet milk, by forming the curd with prepared rennet.

SLIP.

Slip is bonny-clabber without its acidity, and so delicate is its flavor that many persons like it just as well as ice-cream. It is prepared thus: Make a quart of milk moderately warm; then stir into it one large spoonful of the preparation called rennet; set it by, and when cool again it will be as stiff as jelly. It should be made only a few hours before it is to be used, or it will be tough and watery; in summer set the dish on ice after it has jellied. It must be served with powdered sugar, nutmeg and cream.

CHEESE FONDU.

Melt an ounce of butter, and whisk into it a pint of boiled milk. Dissolve two tablespoonfuls of flour in a gill of cold milk, add it to the boiled milk and let it cool. Beat the yolks of four eggs with a heaping teaspoonful of salt, half a teaspoonful of pepper, and five ounces of grated cheese. Whip the whites of the eggs and add them, pour the mixture into a deep tin lined with buttered paper, and allow for the rising, say four inches. Bake twenty minutes and serve the moment it leaves the oven.

CHEESE SOUFFLE.

Melt an ounce of butter in a sauce-pan; mix smoothly with it one ounce of flour, a pinch of salt and cayenne and a quarter of a pint of milk; simmer the mixture gently over the fire, stirring it all the time, till it is as thick as melted butter; stir into it about three ounces of finely-grated Parmesan, or any good cheese. Turn it into a basin, and mix with it the

yolks of two well-beaten eggs. Whisk three whites to a solid froth, and just before the soufflé is baked put them into it, and pour the mixture into a small round tin. It should be only half filled, as the fondu will rise very high. Pin a napkin around the dish in which it is baked, and serve the moment it is baked. It would be well to have a metal cover strongly heated. Time twenty minutes. Sufficient for six persons.

SCALLOPED CHEESE.

Any person who is fond of cheese could not fail to like this recipe:

Take three slices of bread, well-buttered, first cutting off the brown outside crust. Grate fine a quarter of a pound of any kind of good cheese; lay the bread in layers in a buttered baking-dish, sprinkle over each the grated cheese, some salt and pepper to taste. Mix four well-beaten eggs with three cups of milk; pour it over the bread and cheese. Bake it in a hot oven as you would cook a bread pudding. This makes an ample dish for four people.

PASTRY RAMAKINS.

Take the remains or odd pieces of any light puff-paste left from pies or tarts; gather up the pieces of paste, roll it out evenly, and sprinkle it with grated cheese of a nice flavor. Fold the paste in three, roll it out again, and sprinkle more cheese over; fold the paste, roll it out, and with a paste-cutter shape it in any way that may be desired. Bake the ramakins in a brisk oven from ten to fifteen minutes, dish them on a hot napkin, and serve quickly. The appearance of this dish may be very much improved by brushing the ramakins over with yolk of egg before they are placed in the oven. Where expense is not objected to, Parmesan is the best kind of cheese to use for making this dish.

Very nice with a cup of coffee for a lunch.

CAYENNE CHEESE STRAWS.

A quarter of a pound of flour, two ounces of butter, two ounces grated Parmesan cheese, a pinch of salt, and a few

grains of cayenne pepper. Mix into a paste with the yolk of an egg. Roll out to the thickness of a silver quarter, about four or five inches long; cut into strips about a third of an inch wide, twist them as you would a paper spill, and lay them on a baking-sheet slightly floured. Bake in a moderate oven until crisp, but they must not be the least brown. If put away in a tin, these cheese straws will keep a long time. Serve cold, piled tastefully on a glass dish. You can make the straws of remnants of puff-pastry, rolling in the grated cheese.

CHEESE CREAM TOAST.

Stale bread may be served as follows: Toast the slices and cover them slightly with grated cheese; make a cream for ten slices out of a pint of milk and two tablespoonfuls of plain flour. The milk should be boiling, and the flour mixed in a little cold water before stirring in. When the cream is nicely cooked, season with salt and butter; set the toast and cheese in the oven for three or four minutes, and then pour the cream over them.

WELSH RAREBIT.

Grate three ounces of dry cheese, and mix it with the yolks of two eggs, four ounces of grated bread, and three of butter; beat the whole together in a mortar with a dessert-spoonful of made mustard, a little salt and some pepper; toast some slices of bread, cut off the outside crust, cut it in shapes and spread the paste thick upon them, and put them in the oven, let them become hot and slightly browned, serve hot as possible.

CHEESE SOUFFLE.

Four tablespoonfuls of grated cheese, one gill milk, yolks of two eggs, two tablespoonfuls of butter, two ounces bread, one-half teaspoonful of mustard, whites of three eggs, pepper and salt to taste. Put the bread and milk on to boil, stir and boil until smooth, add the cheese and butter, stir over the fire for one minute; take off, add seasoning and the yolks of eggs.

Beat the whites to a stiff froth and stir them in carefully; pour into a greased baking-dish and bake fifteen minutes in a quick oven.

WELSH RAREBIT.

Butter size of an egg in saucepan, two or three cups of grated cheese, half pint beer, two beaten-up eggs, cayenne and salt to taste, a little grated onion juice. Serve hot on toast.

CHEESE SOUFFLE.

Two tablespoons butter, three tablespoons flour, half teaspoon salt, dash cayenne pepper, half cup scalded milk, quarter cup old cheese, three eggs, yolks and whites. Make same as white sauce; add yolks and cheese, set to cool, then add whites beaten stiff. Put into a greased pudding dish in medium oven, bake fifteen or twenty minutes.

CHEESE STRAWS.

Two ounces flour, two ounces butter, three ounces cheese, a little salt and cayenne pepper, one egg; grate the cheese and mix all together; roll out and cut into thin strips with a pastry cutter and bake in a flat tin.

WELSH RAREBIT.

One-quarter pound (ordinary) factory cheese, grated, two ounces butter, two tablespoons of ale (or the yolks of two raw eggs beaten in half a cup of milk), one saltspoon each of salt and dry mustard, one-quarter saltspoon of pepper, and a dash of cayenne; stir in a saucepan over the fire until melted smoothly together. Pour on a couple of slices of toast laid on a hot dish.

DELICIOUS SCALLOPED CHEESE.

Roll enough dry bread crumbs to fill a cup, soak until soft in two cups of sweet milk; mix with three eggs beaten light, add one-half pound grated cheese and large tablespoonful of

butter in small pieces. Salt and pepper to taste. Put all in baking dish and cover the top with sifted bread crumbs which have been buttered, peppered and salted. Bake fifteen minutes.

CHEESE STRAWS.

One cup grated cheese, one cup flour, one-half cup butter; rub together and wet with water like pie-paste, roll thin and cut in strips; quick oven; just cut enough at one time for oven.

CHEESE SOUFFLE.

One cup of milk, three eggs beaten separately, one cup grated cheese, two tablespoons (not heaping) flour, two tablespoons butter. Season with salt and pepper. Heat butter, stir in the flour, add the hot milk. Cook two minutes. Set away to cool; when cold stir in the cheese and yolks of eggs. Last the whites of the eggs beaten to a stiff froth. Turn into a buttered dish and bake from twenty to twenty-five minutes. Serve in the same dish.

CHEESE FONDU.

Put in a saucepan one tablespoonful of butter and when melted stir in the same quantity of flour and a gill of hot cream. Stir constantly and when thick and smooth stir in six tablespoonfuls of finely grated cheese, a saltspoonful of salt and a pinch of cayenne. Turn out into a bowl and beat in the beaten yolks of two eggs. Beat the whites of three eggs as stiff as possible; have the baking dish heated and buttered, and just fifteen minutes before the fondu is wanted mix in the whites very quickly and lightly and bake. The oven should be hot, but not over hot, and the fondu should rise to twice its original height.

MISCELLANEOUS.

HOT TARTARE SAUCE.

One tablespoonful of butter; melt in saucepan; stir in one tablespoonful of flour, enough boiling water to make it not too thick; let stand to cool five minutes, then drop in yolk of one egg and beat up and add a little more butter and water if too thick; then add a teaspoonful of vinegar and one teaspoonful of chopped pickled cucumber.

LOBSTER A LA NEWBERG.

Three tablespoons butter, melted in chafing dish, one can lobster, added. When hot add one small cup of milk, one cup sherry (very slowly), salt and cayenne to taste. Thicken with one tablespoonful cornstarch dissolved in a little milk. Just before serving stir in one egg beaten very light.

APPLE STUFFING.

One pint tart apple-sauce, one small cup bread-crumbs, sage, one small onion finely minced, salt and pepper. For roast goose, duck and game.

BAKED APPLES.

Peel and core as many as will fit your dish. Fill cavities in apples with sugar, one clove each, a pinch of cinnamon and a bit of butter; put a syrup of hot water and honey or sugar around the apples and bake carefully. Never bake apples with peel on.

LEEKES.

Boil in salted water until tender. Serve on serviette on platter with sauce-boat of rich white sauce.

SALTED ALMONDS.

Blanch almonds by pouring boiling water over and allowing them to stand till the skins slip off easily. Lay on tins with small lumps of butter and place in a hot oven, stirring occasionally. When almonds are a golden brown take from oven, sprinkle with fine salt and a pinch of cayenne pepper, cover with another tin and shake thoroughly.

S's.

One pound flour, one-half pound butter, one-quarter pound sugar, the yolks of five eggs. Mix well together and put on ice to cool; then form into S's; put on ice again till quite hard, then dip into egg and sugar, or almonds. Bake till brown.

LAPLANDS FOR BREAKFAST.

Beat separately the whites and yolks of five eggs; add one pint of rich cream and one pint of flour or a little more, enough to make the consistency of pound cake. Bake in small tins in a quick oven and serve very hot.

MOCK TURTLE SOUP.

One calf's head and two feet; boil in plenty of water until the bones will draw out. Boil two veal cutlets in the same water until tender for forcemeat balls. To the liquor then put a large pint bowl of brown flour, five onions cut in thin slices and fried in butter with salt, pepper, and spices. Before skimming the soup put in savory, marjoram and thyme. Chop with the veal for balls a very little spice. Take the pieces of cheek which boil off the head and cut in little squares and add to soup. Boil four or five eggs hard. Chop the whites and put yolks whole in the soup. When you serve the soup put in wine to taste, port or sherry, say two wineglasses, and slices of lemon, or squeeze and stir the juice in.

HUNGRY BOY'S LUNCH.

Cut thick slices of bread, set in oven to get warm. Fry sausages in a little dripping until well browned, dredge flour

over and when well browned pour in boiling water. Gravy should be thick, rich and plenty of it. Arrange three sausages on each slice and pour gravy over after putting slices on hot plates. A winter dish.

SPAGHETTI.

Boil in milk in double boiler till tender and thickening. Add lump of butter, salt, pepper, and for medium sized dish half cup grated cheese and two cups tomatoes. Turn into baking dish, cover with crumbs and brown.

OYSTER SOUP.

Boil a knuckle of veal with one small onion, two blades of mace, two small red peppers, two or three celery leaves and salt to taste, in four quarts of water, adding more water till the meat is boiled to shreds. Strain and set the liquor to cool. When cold skim off every particle of fat, and leave behind any grounds that may be at the bottom of the jelly, which should be firm. Put the jelly over the fire; when boiling add half a pint of cream and a pint of milk; thicken with flour previously blended to the consistency of cream, or oyster crackers powdered. Stir till the soup is thickened, then add the oysters, stirring constantly for three or four minutes. A small knuckle of veal should make about three quarts of strong jelly.

WELSH RAREBIT.

Quarter pound rich cream cheese, one-quarter cup cream or milk, one teaspoonful mustard, one-half teaspoonful salt, a few grains of cayenne, one egg, one teaspoonful butter, four slices of toast. Break the cheese in small pieces, or if hard grate it. Put it with the milk in a double boiler. Toast the bread and keep it hot. Mix the mustard, salt and pepper; add the egg, and beat well. When the cheese is melted, stir in the egg and butter, and cook two minutes, or until it thickens a little, but do not let it curdle. Pour it over the toast. Many use ale instead of cream.

KEBOBBED OYSTERS.

First drain fifty oysters; chop sufficient parsley to make two tablespoonfuls, of celery the same. Beat two eggs and add to them a tablespoonful of oyster liquid. Put on a board a pint of bread-crumbs. Have at your left side an ordinary baking-dish. Lift the oysters by the muscular part, dip them in egg, then in bread-crumbs, and put them at once in the bottom of the baking-dish. Sprinkle over half a teaspoonful of salt, a dash of pepper, a sprinkling of parsley and celery; then dip and put in another layer of oysters, etc., until all are used. Cut small pieces of butter over the top and bake in a quick oven for fifteen or twenty minutes. Serve in the dish in which they were baked. These are much better than scalloped oysters, and make a very acceptable luncheon dish.

BOUCHEES A LA REINE.

Half minced chicken, two ounces ham, six minced mushrooms, truffle, gill of cream, yolks of two eggs. Make some caisses of puff paste, or line little moulds with the paste. Put into a stewpan white sauce, add the chicken, ham, etc., when it is hot add the cream and lastly stir in the yolks of eggs. Fill the caisses and serve.

BATTER OF TIMBALES.

One cup flour, one-half pint milk, one egg. Put the flour into a basin; drop in yolk of egg. Stir in the milk by degrees. Whip the white to a stiff froth and add lightly. Dip your hot iron into this and fry in deep boiling lard.

HORSERADISH SAUCE.

One-half teaspoon mustard, two teaspoons granulated sugar, salt and pepper to taste, one-quarter cup vinegar, one-quarter cup grated horseradish. Mix mustard and sugar, vinegar, etc.; add radish; three-quarters cup whipped cream.

COLD SAVORY.

One pint cream whipped stiff, then mix in one ounce of dissolved isinglass and some grated cheese. Put in tiny

moulds when cold, turn out and serve on lettuce leaves, with a slice of tomato under each leaf.

POACHED APRICOTS.

Upon some slices of sponge cake place halves of apricots (the round sides uppermost), and whip the whites of two or three eggs to a snow frost with sugar. Place this around the apricot halves so as to make them resemble poached eggs. Whipped cream, if obtainable, is even better than the meringue. A little of the apricot juice should be added as flavoring.

SAVORY.

Toast slices of white or brown bread, half-inch thick; one yolk of egg, tablespoonful of cream, one ounce of bread crumbs, two ounces of grated cheese; pepper, salt, cayenne to taste; pour the mixture on the toast, brown in oven and serve very hot.

GINGER APPLES.

Four pounds apples, four pounds (preserving) sugar, one-half pound white ginger. Infuse the ginger in boiling water for several hours to extract all the substance. Pare the apples neatly and quarter them, removing the cores. Throw them into a basin of cold water. Put into a preserving pan the sugar and two pints water, using the ginger water as part of it. Bring this to a boil and boil for five minutes. Now lift the apples from the water into the pan and boil for three-quarters of an hour or till they become transparent. Put in jars and cover. Firm apples, such as Newton Pippins or Scotch apples, are the best.

CREAM TOMATO SOUP.

One can of tomatoes, one quart of water, piece of butter size of an egg in scalding milk, one quart of milk; salt and pepper to taste. Cook tomatoes thoroughly in water; have milk scalding in a double boiler to prevent scorching. When tomatoes are done, add a large teaspoonful of soda, which

will cause a violent effervescence. It is best to set vessel in a pan before adding soda, to prevent waste. When the commotion has ceased add milk and seasoning.

KING KALAKUA'S CURRY FOR SHRIMPS AND CHICKEN.

Ingredients—One cocoanut, one clove, garlic, one piece of root ginger size of nutmeg. Grate all these, and add a few shreds of onion, two tablespoonfuls curry powder, one quart, or less, of new milk. Put all these on stove and let simmer for an hour or so, until all the oil is quite extracted from the cocoanut; strain, pressing the cocoanut quite dry.

For shrimps—Heat again, adding a little butter, salt and corn-starch to bring to consistency of rich, smooth cream, and add the shrimps in time to heat well through.

For chicken or any meat preferred—Omit the onion in the first preparation, which put in the pan with a big spoonful of butter; stir until hot, then add chicken cut in small pieces; stir until the glaze is formed, and add only sufficient water to cook the meat thoroughly and slowly; when done turn into it the curry mixture and thicken with corn-starch. In the tropics rice is always served in a separate dish, to be eaten with any curry, cut limes or lemons, and mango chutney; also "Bombay Ducks," a kind of long, thin, dried fish, about half an inch wide and six inches long, very crisp. These accompaniments are handed together on a tray.

TIMBALE DE VOLAILLE.

Cut a cooked chicken into small peices; chop up mushroom, ham, and truffles, and stir into white sauce. Line a mould with pieces of macaroni, cooked, cut in even lengths; fill in with the volaille and steam one hour. Turn out very carefully. Serve with white or brown sauce.

LAMB HARICOT.

Brown two pounds of nicely trimmed chops; brown carefully a sliced onion; add a couple of carrots cut in pieces, pepper, salt, and a cup of hot water; cook slowly two hours.

Add more water if necessary; thicken slightly with browned flour when cooked. A little minced parsley improves the haricot.

GOOD BEEF STEW.

Take a good round steak, two or three pounds; brown well on both sides in butter. Then add a pint of water; cook very slowly well covered two hours, then add pepper, salt and minced onion if liked, and cook half an hour longer. The addition of stoned olives and mushrooms improve this very much.

BERLIN KIDNEY.

Cut six lamb kidneys, skin and fry in butter for a few minutes; one cup green peas, one-half onion chopped fine, rich gravy with stock, one tablespoon flour, two tablespoons Worcester sauce. Mix all together until thoroughly heated.

MAPLE MOUSSE.

The yolks of four eggs, one pint of cream, one cup of maple syrup. Whip the cream very stiff, beat the eggs and place them in a double boiler; pour in the maple syrup and stir constantly until the mixture gathers on the spoon. Then take off the stove and beat till cold. Stir into the whipped cream; put in a freezer that has been previously packed in ice and salt. Let stand four hours.

FORCEMEAT FOR VEAL, TURKEYS, FOWLS, HARE.

The liver, two ounces ham or lean bacon, one-quarter pound suet, rind of half a lemon, teaspoonful minced parsley, teaspoonful minced sweet herbs, salt, cayenne, pounded mace, to taste, six ounces bread-crumbs, two eggs. Shred the ham or bacon and liver, chop the suet, lemon peel and herbs very fine. Add the seasoning to taste, salt, cayenne and mace, and blend all thoroughly together with the bread-crumbs before wetting. Then beat and strain the eggs, work them up with the other ingredients and the foremeat will be ready for use.

STEWED RABBIT.

One rabbit, two large onions, six cloves, one small teaspoon chopped lemon peel, a few forcemeat balls, thickening of butter and flour, and large tablespoonful mushroom catsup. Cut the rabbit into small joints, put them into a stewpan, add the onions sliced, and the cloves and minced lemon peel. Pour in sufficient water to cover the meat and when the rabbit is nearly done drop in a few forcemeat balls, to which has been added the liver finely chopped. Thicken the gravy with flour and butter, put in the catsup, give one boil and serve. Time, rather more than one-half hour.

CREAMED LOBSTER.

Take the meat of a middle sized lobster, chop it fine, add half a pint of whipped cream, one-quarter of an ounce of gelatine which has been soaked in water, a little anchovy sauce, salt and cayenne. Stir it gently till nearly set, and pour into a slightly oiled border mould. When turned out, fill the centre with mayonnaise, garnish with mashed green peas put through a forcepipe, and the claws round the outside.

MOUSSE.

One pound cooked lean ham, one pint of cream, one-quarter pint aspic jelly (liquid); a very little glaze, one liqueur of brandy; seasoning of pepper to taste. Mode.—Have ready a saucepan with the aspic just warm, mince the ham and pass through a wire sieve, add it to the aspic with the glaze brandy and pepper, whip the cream a little thick and add half a pint; then whisk over a slow fire until the ingredients are well mixed (do not allow it to get too hot), take it off the fire and slowly stir in the remaining half pint of cream; put a little cochineal to make the mousse a nice pink (the color of ham); pour the whole into a soufflé dish and let it stand to get quite cold. When it is quite set, pour over the top a little aspic; let this also set, then ornament with truffles or white of egg. Sufficient for eight persons. Seasonable at any time.

BEET SALAD.

Boil half a dozen young beets, chop fine and pour over them warm vinegar with a little sugar in it. Slice very thin a couple of bunches of chives, and chop fine three stalks of celery. This will serve twelve people. In serving make a foundation of celery leaves, and on it place first the thin slices of chives, then a layer of beets, then chives, and sprinkle over them the chopped celery. Pour over all a salad dressing.

MAYONNAISE.

One teaspoonful mustard, one-half teaspoonful salt, a dust of pepper, yolk of one egg. Mix well. Then add drop by drop three-quarters cup of olive oil, beating constantly during mixing. If it grows too thick add two tablespoonfuls of vinegar. If it is to be used immediately add one-half cup of whipped cream.

CHEESE SOUFFLE.

One large cup milk, one-half cup scant bread-crumbs. Set over boiling water, stir till smooth. Take from fire and add one large tablespoon butter, four tablespoonfuls grated cheese, salt, cayenne, two yolks eggs beaten well. Fold in the whites of eggs well beaten. Bake in buttered dish for twenty minutes in a pan of hot water. Serve at once.

LEMON CHEESE.

One-quarter pound fresh butter, juice of three large lemons, and grated peel of one, three fresh eggs very well beaten, one pound white granulated sugar. Make in double boiler, boiling to the consistency of thick honey—stirring all the while. Excellent.

CHEESE STRAWS.

Two ounces butter, two ounces flour, two ounces bread-crumbs, two ounces cheese, salt and cayenne pepper. Grate the cheese and mix the ingredients into a paste; season with

the pepper and salt; roll out very thin and cut into strips quarter of an inch wide and six inches long, then twist several times and lay on a buttered tin dish. Bake about five minutes.

MACARONI AND CHEESE.

Two cups boiled macaroni, one cup sauce. Sauce.—One tablespoon butter, one tablespoon flour, one cup sweet milk, three tablespoons grated cheese, one-half teaspoon salt, two dashes cayenne pepper. Put butter and flour in saucepan, stir until well blended; add milk, stir until it comes to a boil, add salt, pepper and cheese; stir until cheese melts; turn boiled macaroni into the sauce; stir well, turn into a dish, sprinkle with fine bread-crumbs and brown in oven.

GAME PIE.

Two turkey livers, the legs of two partridges, one and a half pounds of forcemeat, one and a half cups of bread-crumbs, half a teaspoonful of cinnamon, half a teaspoonful of cloves. Chop up the livers very fine, also the meat of the partridge legs; add the bread-crumbs after having put them through a sifter; add pepper and salt to taste. Mix all together and moisten with water. Put it in a pan and cook for half an hour, keeping it moist and turning over often. Put in a pie dish and cover with paste and bake. To be eaten cold.

HEAD CHEESE.

Take a half dozen pigs' feet and two hocks, clean thoroughly and cut in pieces, and put them in a large pot, and cover them with cold water. When the hocks are very tender remove them and cut up the meat in small pieces, but do not use the fat. Let the pigs' feet cook on, adding a good large onion, and let them reduce. Strain the juice and add it to the meat of the hocks. Put in pepper and salt to taste, and cinnamon and cloves to taste. Put all back in the pot to simmer a few minutes. Add two tablespoonfuls of sherry or more according to taste, and put into moulds.

WELSH RAREBIT (WEBB'S).

Half a glass of old ale, half a pound of old cheese, pinch red pepper, sufficient mustard to cover five cent piece, dash of Lea & Perrins' Worcestershire sauce. Grate cheese fine, place in a chafing-dish or small saucepan on fire, rub well with back of spoon until thoroughly dissolved; mix pepper, mustard and Worcester sauce thoroughly with ale, and pour into cheese. Thoroughly mix until smooth. Serve on buttered toast, cut diamond shape on red-hot dish.

CLAMS A LA FINANCIERE (WEBB'S).

Open two dozen fresh clams, taking care to retain all the liquor found in shell, also shells to serve up in. Stew in their own liquor for five minutes, cut into pieces the size of peas. Take a slice of mild cured ham, cut into small dice; place in a small saucepan on fire with sufficient butter to prevent burning; fry to a light brown color, then add half a teaspoonful of finely chopped onions, tablespoonful fine chopped celery; half a tin French mushrooms, half a tin French peas; teaspoonful fine chopped parsley. Mix in the clams and their liquor. Season to taste with red pepper and salt; stew for fifteen minutes. Serve in their own shell made hot, with borders of mashed potatoes and garnished with parsley and lemon.

CHICKEN SAUTE, A LA WEBB.

Secure a nice plump young chicken, clean and cut into pieces, not too small; flour them and saute in good butter until of a nice golden brown color; mince half clove of garlic very fine, also quarter pod green peppers and cook in butter for five minutes. Mix sufficient flour to absorb butter, and moisten with half a pint of strong chicken broth; stew with a few carrots and turnips cut into small diamond shapes until tender; season with salt, and serve on platter with Saratoga chip border sprinkled with French peas.

FUDGE.

Two cups white sugar, one cup milk, one-quarter pound Baker's unsweetened chocolate, butter the size of a walnut. Scald the milk, then add the sugar, butter and chocolate broken into small pieces. Boil until it sets when tried in

cold water. Take off the fire, and beat until nearly cold. Then turn out on plates and mark into squares.

ORANGE SALAD.

Peel several oranges, remove the inside skin, leaving the pulp as unbroken as possible. Make a very smooth French dressing as follows: One teaspoon sugar, three tablespoons olive oil, one tablespoon vinegar or lemon juice; mix in the order given, adding oil and vinegar slowly. Place a little of the orange on a crisp lettuce leaf, pour over a little of the dressing and serve.

GOOD FURNITURE POLISH.

Half a pint of linseed oil, half a pint of vinegar, half a pint of turpentine, half a pint of spirits of wine.

SPANISH CREAM.

✓ Three pints of milk, one box of gelatine soaked in half of the milk for an hour. Scald the rest of the milk, then stir in the gelatine. The yolks of six beaten eggs and eight tablespoons of sugar. Take from the fire and allow to cool, when put in the beaten whites and turn into a mould.

ALEXANDRA ROLL (McConkey's).

Butter sparingly some thin brown bread, have ready some cold game or chicken pounded, about a third of its bulk of fresh butter, a few capers, a washed and boned anchovy for every ounce or so of chicken, and a good seasoning of cayenne pepper. Spread the bread and butter with this mixture, roll up cigar fashion, butter the top very lightly and roll half of these (cigars) in finely minced parsley and the other half in lobster coral or coralline pepper.

CANOPE DE LUXE (McConkey's).

Lightly butter some round pieces of toasted brown bread and place on each a slice of hard-boiled egg seasoned with oil, vinegar (or lemon juice), coralline pepper and salt. On this place a small teaspoonful of caviar seasoned with oil and lemon juice and top of all a shelled prawn or a stuffed olive.

SWEETBREADS (McConkey's).

To prepare sweetbreads always parboil them first. Lay them in cold water for about one-half hour, then skin them and cut them into pieces as desired.

SWEETBREADS BREADED WITH TOMATO SAUCE.

(McConkey's).

Prepare a batter of four eggs, one tablespoonful of flour, and a little pepper and salt, beat well together, turn the sweetbreads in this batter until they are all covered with it, turning them afterwards in cracker dust or dry bread crumbs; fry in hot boiling lard to a fine light brown color. Serve with tomato sauce.

WELSH RAREBIT (McConkey's).

Ingredients: One-half pound cheese grated fine (ordinary Canadian), one ounce of butter, two tablespoons of milk, ale or consomme, one tablespoonful of made mustard, a little salt. Melt the butter in a saucepan, then add grated cheese and stir till melted, put in the ale, milk or consomme little at a time, then the mustard and a very little salt. Stir constantly till smooth and pour over slices of hot buttered toast. This is sufficient to serve three persons, and should take about ten minutes to prepare.

PLAIN RICE CAKE.

Beat two eggs, add sugar to taste, about two large tablespoonfuls; two tablespoonfuls melted butter or cream; two large cups of milk. Mix into a stiff batter with ground rice and flour in proportion of three cups of rice to one of flour; add baking powder last, about three teaspoonfuls, according to the quantity made; the sugar may be melted if desired.

ONION SAUCE FOR FOWL OR GAME.

Mix four tablespoons of flour and one pinch salt with one-half pint cream or milk. Bring one pint of milk to a boil and slowly add the first mixture, stirring gently. When thick, stir in one-half cup onions which have been cut very fine and boiled very soft.

KIDGRIE, OR DRY CURRY.

One fowl, butter and lard, four medium onions, two teaspoons curry powder or paste, one teacup of water. Cut a fowl into pieces the size of a walnut, put into a stewpan with a little lard and stir until nearly cooked. Cut four medium sized onions into thin slices, place them in another stew-pan with a little lard or butter, grill until nicely browned, when add a little more butter or lard, with 2 teaspoons of curry mixture or paste; stir a few minutes. Then add the contents of the two saucepans together and stir until the meat is sufficiently cooked. After adding a teacup of water, allow to stand a short time before serving.

JELLIED VENISON.

Take a good sized boiling piece of venison, soak in salted water one-half hour, then put on to boil, with a small onion, a little cayenne pepper, a few cloves, and a dessertspoonful of ground cinnamon. When done take the venison out carefully so as not to break; put in mould, then take the liquor or stock, add a wine-glass of good port, strain all and pour over venison; add a little gelatine if liquor is not sufficient to harden.

GALANTINE OF VEAL.

Five pounds of breast of veal, one pound of sausage meat, a few walnuts, bit of cooked ham or tongue, quarter of a pound of grated bread-crumbs, salt, pepper, and nutmeg. Bones taken from the veal and veal from the bones. Mix with the sausage meat the bread-crumbs, nutmeg, salt, and pepper. Put half in the veal, then some ham cut in long strips, then walnuts, then more sausage meat, then ham and walnuts. Tuck the veal over it and sew up. Tie up in a cloth very firmly at ends and stitch cloth at top. Put into boiling water and boil for two and a half hours. After it is boiled put between two boards to press.

Glaze for Galantine.—Half ounce gelatine, one cup of stock, a drop of carmine. Brush the veal over with this glaze two or three times.

PEACH MELBA.

Ingredients.—'One pint of custard for ice. Peaches or pears, raspberry syrup. Make the custard with one pint of milk and five yolks of eggs, vanilla essence to taste; make this custard into an ice. When ready for the melba, take the ice out of the freezing machine and place in rather a deep dish; then put peaches or pears on the top of the ice, then pour raspberry syrup over the whole and serve. To make the raspberry syrup, take a small jar of raspberry jam and pass through a fine sieve. Then take a very small bottle of raspberry syrup and well mix with the jam as the syrup alone is not thick enough. We always use raspberry and red currant mixed, which can be obtained at the grocers, also tinned peaches and pears would do nicely.

SCOTCH HAGGIS.

Procure the bag and pluck of a sheep, clean the bag very carefully, parboil the heart, lights and liver for an hour and a half. Let them cool, and then mince very fine; mince also a pound of fresh suet and grate the parboiled liver. Mix this along with two handfuls of oatmeal (previously browned in the oven), a few onions, black pepper, allspice and salt to taste. Take the bag and wash it first with cold water, then with boiling water. When quite clean fill in the mince, but do not let it be more than half full, else the bag will burst. Add a little of the liquid in which the meat was parboiled, and sew up the bag. Put it in boiling water and prick it frequently with a large needle to let the air escape. Boil it for three hours with a plate in the bottom of the pot.

DINNER ENGAGEMENT.

A dinner engagement is the most exacting of any social obligation, and no greater discourtesy can be shown than to break it except for serious cause.

FRIED FOODS.

There is a popular prejudice against fried foods, and a belief that abstaining from them will cure us of our dyspepsia,

but if articles are properly fried they should contain no more grease than the boiled.

DECORATION FOR A HOT DAY.

A pleasant decoration for a hot day may be made of a block of ice set in a pan deep enough to hold the drippings, but placed on something to raise it above the sides of the pan. The pan should be concealed with moss and ferns, or flowers, arranged around it loosely so as to partly conceal the ice also. A hole cut through the centre of the block of ice, and a flat candle, such as are used in night lamps, placed within it, gives a brilliant and lovely effect. The block of ice should be cut square and weigh at least ten pounds. This decoration is easily managed in the country, where ferns are readily obtainable.

FANCY COOKING.

Fancy cooking has an interest quite as engaging as other occupations of diversion. Fine cooking utensils, gas-stoves, and modern conveniences, make the well-appointed kitchen as attractive as the laboratory or workshop. Trying a new dish has the same interest as any other experiment. The construction of ornamental pieces is as interesting as other fancy work. Making puff-paste, ice-creams, fancy moulding of desserts and salads, boiling sugar, etc., are in reality simple processes, and with very little practice found to be as easy to prepare as dishes which from familiarity have come to be called plain cooking. Skill and dexterity of hand may be enjoyed in boning, trussing, and larding, and taste shown in decorating with truffles and other articles, in moulding with flowers and fruits.

HOW TO STONE OLIVES.

With a sharp-pointed knife cut through the olive to the stone on the blossom end and pare off the meat, turning the olive around three times, keeping the knife at not too sharp an angle close to the stone. The meat will then be in one curled piece, which can be pressed into its original shape again.

HOW TO CUT BACON.

Place the bacon on a board with the rind down. With a very sharp knife slice the bacon very thin down to the rind, but do not try to cut through it. When enough slices are cut run the knife under, keeping it close to the rind, and the slices will be free.

STOVE POLISH.

One-half pint of turpentine, one pint of water, one tablespoonful of butter, one tablespoonful of sugar, one box of polish, or rather black lead (six cakes).

POLISH FOR MOROCCO FURNITURE.

Scrape down sufficient red castile soap into turpentine to boil into a paste about the consistency of soft soap; then rub on any red morocco furniture with a piece of flannel and rub off very dry. Be careful and watch the mixture while on the stove, as turpentine catches fire very easily. This will keep furniture soft and polished.

HOW TO WASH DISHES.

To many women the washing of dishes is always distasteful. The only way in which this can be accounted for is that the proper method of washing dishes is not generally understood. When a young woman is heard to exclaim, "I hate to wash dishes," it may be taken for granted that she is not a trained worker. When once the correct method of washing them is properly understood the task will lose all its distastefulness and becomes interesting, even if not pleasurable.

Before you begin to wash at all arrange a good, dry place to put your dishes when they are dry. Arrange so that you have room enough without letting clean dishes touch soiled ones or being obliged to put dry dishes on a wet spot.

Begin with the glass, and see that every glass is emptied. Cold water in one, some milk in another, claret in another, will soon make your dishwater unfit to wash anything in. After the glass, take the delicate china cups and saucers and dessert plates. Put your mind on your work. See that each piece before it leaves your hand is clean and dry. By the time the glass and fine china are washed, the water will be

chilled, so either throw it out and make fresh suds for the silver, or put it on the stove to reheat while putting the clean dishes away.

When your silver is dry, put it away. Do not let it lie where it will be spattered from the washing of the next things. Now use your own judgment and see whether the water is clean enough and hot enough for the dishes. Never put many dishes to wash in at one time. Put dishes of one kind in at one time and dishes of another kind in at another time. There is economy in the washing of dishes, as well as in everything else, and every good housekeeper's experience has been that the best way of doing it is to make a good hot suds in one pan, have a second pan half filled with very hot water, and as the dish is washed in the suds put it right through the hot water, thus making sure that every part is rinsed, then allow to drain on the draining board, or in another pan. By the time a panful of dishes are washed, rinsed, and drained, they are still hot enough to wipe, and you will not need more than one or two towels. In making the suds, be careful that it is not too strong, as too much soap quickly takes off color and gilding from the fine china. Never leave the soap in the water. Then you can work rapidly. Change the water when it is necessary.

Never on any account leave the dishes in the water while you go to attend to something else. To do so injures the gilding and coloring. Remember, if you are quick you can do a great deal before the water cools, and you will have to change it only when it is soiled.

THINGS TO REMEMBER.

A dash of salt added to the whites of eggs makes them whip better.

Not a speck of the yolk must get into the whites which are to be whipped.

Fold the whipped whites into any mixture rather than stir them in, as the latter method breaks the air cells.

Break eggs one at a time into a saucer, so any can be rejected if necessary and the mixture not be spoiled.

Add a tablespoonful of water to an egg used for crumbing in order to remove the stringiness.

Use a double boiler for milk.

Milk is scalded when the water in the lower pan boils.

A pinch of bi-carbonate of soda mixed with tomato before milk or cream is added prevents the milk from curdling.

With sour milk, or molasses, use soda instead of baking powder.

Milk and butter should be kept in closely covered vessels, as they readily absorb flavor and odor from other articles.

Butter added slowly in small bits to creamy mixtures, or sauces, prevents a greasy line forming.

Crumbs grated directly from the loaf give a more delicate color than dried crumbs to fried articles.

Dried crumbs absorb more moisture, and are better for watery dishes.

Crumbs spread over the tops of dishes should be mixed evenly with melted butter over the fire; this is a better method than having lumps of butter dotted over the crumbs after they are spread.

When the sauce bubbles through the crumbs on top of a scallop dish, the cooking is completed.

Meat should not be washed. It can be cleaned by rubbing with a wet cloth, or by scraping with a knife.

Drippings are better than water for basting meats.

Meats should not be pierced while cooking.

Soak salt fish with the skin side up over night. Change the water several times.

To skim sauces, draw the saucepan to the side of the fire, throw in a teaspoonful of cold water, and the grease will rise so that it can be easily taken off.

A few drops of onion juice improve made-over meat dishes; not enough need be used to give a pronounced onion flavor.

The skimming from soups, drippings from any beef roasts, and trimmings from any beef, serve the same uses as lard, cottolene, or butter.

To extract onion juice, press the raw surface of an onion against a grater, move it slightly, and the juice will run off the point of the grater.

Chop suet in a cool place, and sprinkle it with flour to prevent its oiling and sticking together. Remove the membrane before chopping it.

Add a few drops of rose-water to almonds to prevent their oiling when chopped or pounded.

To loosen grated peel, or other articles, from the grater, strike the grater sharply on the table.

When mixing a liquid with a solid material, add but little liquid at a time and stir constantly to prevent lumping.

When adding cornstarch, arrowroot, or any starchy material to hot liquid, first mix it with enough cold water, or milk, to make it fluid; pour it in slowly and stir constantly until it becomes clear.

Soak gelatine in a cool place for an hour in cold water or milk. It will then quickly dissolve in hot liquid and have no odor. If jellied dishes do not stiffen, add more gelatine; boiling down will not effect the purpose.

Grease moulds evenly with butter or oil, using a brush. Lumps of butter on the side of moulds leave an uneven surface on the article cooked or moulded in them. Moulds for jellies are not greased.

Invert a dish over a mould before turning it, so that the form will not break; also, place it in exactly the right spot before lifting off the mould.

It is desirable to pass all liquid mixtures through a strainer to make them perfectly smooth.

To keep dishes warm until time for serving, place the saucepan in a pan of hot-water.

Any flavoring is added after the mixture is cooked, excepting for baked dishes. Wine increases the taste of salt, therefore, where wine is used for flavoring, very little salt should be put in until after the wine is used, when more can be added if necessary.

Dishes which are to be frozen need an extra amount of sweetening.

Flour raisins before adding them to a mixture in order to prevent their settling to the bottom.

Never slam the oven door, or jar any rising material while it is baking.

Anything being cooked for the second time needs a hot oven.

SANDWICHES.

The good housekeeper is never at a loss for sandwich-filling. If her larder is depleted of meat, she turns to eggs; if the hens are not complaisant, there is still the worthy cheese, the goodly cucumber, the crisp lettuce, the homely cress. Marmalade jam and jelly are generally to be secured, and honey is not always inaccessible. In short, the sandwich is a joy forever in the subtleness of its interior. Beautiful effects may be secured in coloring, pink, yellow, green and red sandwiches being very easily arranged. For a crimson sandwich there is mashed beetroot, for a vermilion shade tomato catsup, for a deep or lighter yellow, pounded cheese or egg yolks, and for green, lettuce, cress, parsley and pistachio nuts. Salmon sandwiches or minced ham are pink, and cream cheese white. The lot may be combined in rainbow effect with great success. Of course one-day old bread of fine, firm texture is the first consideration. The best of butter, a little softened so as to spread perfectly, and the most careful cutting into shape and size exactly. A few tasty recipes for sandwiches not quite common are:

CHEESE AND HONEY.

Spread cream cheese on daintily cut and buttered slices, then spread scantily run honey on the cheese, or mix cheese and honey and spread together. Specially good for afternoon teas.

HAM AND CHUTNEY.

One cup finely minced lean ham, one or two tablespoonfuls chutney. Mix and spread on buttered slices of homemade bread.

CHEESE AND MUSTARD SANDWICHES.

Pound and mix together one cup of broken cheese and a teaspoonful of made mustard. Add a tiny drop of cream if not soft enough. Salt and a dash of pepper. Spread on thin buttered slices.

LETTUCE SANDWICHES.

Place leaf of lettuce, or portion thereof, between buttered slices, with a small dressing of mayonnaise, and keep very cold till ready to use.

SAVORY SANDWICHES.

Pound hard boiled yolk of eggs, and if necessary pass through sieve. Add a seasoning of salt, pepper, French mustard and a little melted butter. Spread on thin crackers and serve with celery and ale or beer.

OLIVE SANDWICHES.

Mash cream cheese very fine. Chop olives also very small. Spread cheese on buttered bread and sprinkle chopped olives over it.

CRIMSON SANDWICHES (COLE'S).

Take dark-colored, cold boiled beet-root and pass through a fine sieve. Flavor with a little tabasco sauce. Spread on very white buttered slices, so that the color shows well at edges.

EASTLAWN OYSTER SANDWICHES.

Thin glutinous brown bread, well buttered. A cupful of oysters bearded and dried on a napkin. Cut oysters fine with knife (do not chop), season with cayenne, a little salt and squeeze lemon-juice over. Then spread sparingly on the brown bread and set on the ice till wanted. Very wholesome and delicious for supper.

GREEN SANDWICHES.

Chopped parsley and a finely cut white loaf. Butter slices and sprinkle with parsley, and pile sandwiches cross-wise on plates, decorate with a sprig of parsley in centre of pile. The parsley may be tossed in a very little onion-juice if relished.

YELLOW SANDWICHES.

Yolks of eggs well pounded, color deeply with a trifle of annatto, and season with pepper and salt. Spread on thin buttered bread and serve on plate covered with a fringed yellow tissue paper mat.

TOAST SANDWICHES.

Toast very carefully thin stale bread. Spread with cream while hot and place between thin slices of buttered bread. Some add a dash of nutmeg to the cream and sweeten it a very little. These sandwiches should be cut in oblong fingers, and are very good eating.

SALMON SANDWICHES.

Canned salmon, pounded and mixed with a little mayonnaise; season with a dash of cayenne and spread on thin buttered bread.

All meats, fish or game, used for sandwiches should be pounded or minced and spread, never sliced, and the dressing should be mixed with the meat and spread together.

JAM SANDWICH.

Bake very thin fingers of nice pastry and when cold spread daintily on the top of each finger a very little rich jam or jelly. Serve laid in star fashion on a large flat plate.

SMART SANDWICH.

Mix with some smoothly pounded cheese a tablespoonful of Worcester sauce, and spread on buttered slices.

HABITANT SANDWICHES.

Prepare buttered slices from roll loaf. Pare large apples and slice through that each slice may fit on bread; remove the seeds and core, and after placing on lower slice sprinkle a trifle of cheese over the apple, or spread with a rich mayonnaise. This is a very tasty "bonne bouche."

CELERY AND CHEESE SANDWICHES.

Chop cheese and celery together fine; toss in a little mayonnaise and spread between thin buttered slices.

SWISS CHEESE SANDWICHES.

Procure porous, leathery Swiss cheese and shave into thinnest slices. Spread with a little French mustard and place between thin buttered bread. These sandwiches are not supposed to be "dainty," and should be cut a much larger size than others.

WALNUT SANDWICHES.

Walnut meats with mayonnaise make very tasty sandwiches, so do chopped peanuts or pistacchio. The bread should be rather close-grained home-made. For all the foregoing sandwiches the crust is always cut from the loaf first. In choosing what sandwiches to make for certain occasions the suitability should be considered. Cheese isn't nice for afternoon tea, nor jam sandwiches for supper. A meat sandwich should not be served with sweets, nor a highly spiced one at the end of a meal.

RAW BEEF SANDWICH.

For an impromptu supper with ale and celery men are very fond of the substantial above named. It is made of finely minced beef, seasoned well, and spread between rather thick slices of buttered bread.

FOR THE SICK.

Dishes for invalids should be served in the daintiest and most attractive way; never send more than a supply for one meal; the same dish too frequently set before an invalid often causes a distaste, when perhaps a change would tempt the appetite.

When preparing dishes where milk is used, the condition of the patient should be considered. Long cooking hardens the albumen and makes the milk very constipating; then, if the patient should be already constipated, care should be taken not to heat the milk above the boiling point.

The seasoning of food for the sick should be varied according to the condition of the patient; one recovering from illness can partake of a little piece of roast mutton, chicken, rabbit, game, fish, simply dressed, and simple puddings are all light food and easily digested. A mutton chop, nicely cut, trimmed and broiled, is a dish that is often inviting to an invalid. As a rule, an invalid will be more likely to enjoy any preparation sent to him if it is served in small, delicate pieces. As there are so many small, dainty dishes that can be made for this purpose, it seems useless to try to more than give a small variety of them. Puddings can be made of prepared barley, or tapioca, well-soaked before boiling, with an egg added, and a change can be made of light puddings by mixing up some stewed fruit with the puddings before baking; a bread pudding from stale bread-crumbs, and a tiny cup-custard, boiled in a small basin or cup; also various drinks, such as milk punch, wine, whey, apple-toddy, and various other nourishing drinks.

BEEFSTEAK AND MUTTON CHOPS.

Select the tenderest cuts, and broil over a clear, hot fire. Let the steak be rare, the chops well done. Salt and pepper; lay between two hot plates three minutes, and serve to your

patient. If he is very weak, do not let him swallow anything except the juice, when he has chewed the meat well. The essence of rare beef roasted or broiled, thus expressed, is considered by some physicians to be more strengthening than beef-tea prepared in the usual manner.

BEEF TEA.

One pound of lean beef, cut into small pieces. Put into a glass canning-jar without a drop of water; cover tightly, and set in a pot of cold water. Heat gradually to a boil, and continue this steadily for three or four hours, until the meat is like white rags, and the juice all drawn out. Season with salt to taste, and when cold, skim.

VEAL OR MUTTON BROTH.

Take a scrag-end of mutton (two pounds), put it in a sauce-pan, with two quarts of cold water, and an ounce of pearl barley or rice. When it is coming to a boil, skim it well, then add half a teaspoonful of salt; let it boil until half reduced, then strain it, and take off all the fat, and it is ready for use. This is excellent for an invalid. If vegetables are liked in this broth, take one turnip, one carrot, and one onion, cut them in shreds, and boil them in the broth half an hour. In that case, the barley may be served with the vegetables in broth.

OATMEAL GRUEL.

Put four tablespoonfuls of the best grits (oatmeal coarsely ground) into a pint of boiling water. Let it boil gently, and stir it often, till it becomes as thick as you wish it. Then strain it, and add to it while warm, butter, wine, nutmeg, or whatever is thought proper to flavor it. Salt to taste. If you make the gruel of fine oatmeal, sift it, mix it first to a thick batter with a little cold water, and then put it into the sauce-pan of boiling water. Stir it all the time it is boiling, lifting the spoon gently up and down, and letting the gruel fall slowly back again into the pan.

ORANGE ALBUMEN (for invalid).

Juice of half an orange, white of an egg, tablespoonful of water, sugar to sweeten; strained through muslin; lemon can be used.

CALVES-FOOT JELLY.

(For an Invalid.)

Four calves' feet, which must be perfectly fresh. Get the butcher to clean them thoroughly and remove the hoof-horns. If not sufficiently white, pour boiling water over them and scrape with a knife. Divide each foot in half; place over the fire in a preserving pan, three parts full of cold water, adding a pinch of salt. Boil till the meat comes to shreds, adding water occasionally, and the bones separate easily. Strain, set aside to cool (the liquid should measure about two quarts). When cool skim off every particle of fat, rejecting the sediment beneath the jelly. Add one-third of a box of Knox's gelatine dissolved in the boiling stock; take off the fire, add the juice of three lemons and grated rind of one, a stick of cinnamon, and sugar to taste. Beat up with these the whites of four eggs and broken shells slightly beaten, set on the fire again and boil a few minutes till a thick scum rises to the top. Set the pan on the back of the stove one minute, then pour slowly through a flannel jelly bag, returning till the jelly is clear. When finished add a pint of sherry. The bag should be suspended in front of the oven and not moved, or the jelly will be cloudy. Cold air must be excluded.

EGG GRUEL.

Beat the yolk of an egg with one tablespoonful of sugar; pour one teacupful of boiling water on it; add the white of an egg, beaten to a froth, with any seasoning or spice desired. Take warm.

MILK PORRIDGE.

The same as arrowroot, excepting it should be all milk, and thickened with a scant tablespoonful of sifted flour; let

it boil five minutes, stirring it constantly, add a little cold milk, and give it one boil up, and it is ready for use.

ARROWROOT MILK PORRIDGE.

One large cupful of fresh milk, new if you can get it; one cupful of boiling water; one teaspoonful of arrowroot, wet to a paste with cold water; two teaspoonfuls of white sugar; a pinch of salt. Put the sugar into the milk, the salt into the boiling water, which should be poured into a farina-kettle. Add the wet arrowroot, and boil, stirring constantly until it is clear; put in the milk, and cook ten minutes, stirring often. Give while warm, adding hot milk should it be thicker than gruel.

SLIPPERY-ELM BARK TEA.

Break the bark into bits, pour boiling water over it, cover, and let it infuse until cold. Sweeten, ice, and take for summer disorders, or add lemon juice and drink for a bad cold.

FLAX-SEED LEMONADE.

To a large tablespoonful of flax-seed, allow a tumbler and a half of cold water. Boil them together till the liquid becomes very sticky. Then strain it hot over a quarter of a pound of pulverized sugar, and an ounce of pulverized gum arabic. Stir it till quite dissolved, and squeeze into it the juice of a lemon. This mixture has frequently been found an efficacious remedy for a cold, taking a wine-glass of it as often as the cough is troublesome.

HOMINY.

Put to soak one pint of hominy in two and one-half pints of boiling water over night, in a tin vessel with a tight cover; in the morning add one-half pint of sweet milk, and a little salt. Place on a brisk fire in a kettle of boiling water, the tin vessel containing the hominy; let boil one-half hour.

Cracked wheat, oatmeal, mush, are all good food for the sick.

CHICKEN JELLY.

Cook a chicken in enough water to little more than cover it; let it stew gently until the meat drops from the bones, and the broth is reduced to about a pint; season it to taste, with a little salt and pepper. Strain and press, first through a colander, then through a coarse cloth. Set it over the fire again, and cook a few minutes longer. Turn it into an earthen vegetable dish to harden; set it on the ice in the refrigerator. Eat cold in slices. Nice made into sandwiches, with thin slices of bread, lightly spread with butter.

BOILED RICE.

Boil half a cupful of rice in just enough water to cover it, with half a teaspoonful of salt; when the water has boiled nearly out and the rice begins to look soft and dry, turn over it a cupful of milk, and let it simmer until the rice is done and nearly dry; take from the fire and beat in a well-beaten egg. Eat it warm with cream and sugar. Flavor to taste.

SOFT TOAST.

Toast well, but not too brown, two thin slices of stale bread; put them on a warm plate, sprinkle with a pinch of salt and pour upon them some boiling water; quickly cover with another dish of the same size, and drain off the water. Put a very small bit of butter on the toast and serve at once while hot.

EGG TOAST.

Brown a slice of bread nicely over the coals, dip it in hot water slightly salted, butter it, and lay on the top an egg that has been broken into boiling water, and cooked until the white has hardened; season the egg with a bit of butter and a crumb of salt.

The best way to cook eggs for an invalid is to drop them, or else pour boiling water over the egg in the shell and let it stand for a few minutes on the back of the stove.

OYSTER TOAST.

Make a nice slice of dry toast, butter it and lay it on a hot dish. Put six oysters, half a teacupful of their own liquor, and half a cupful of milk, into a tin cup or basin, and boil one minute. Season with a little butter, pepper and salt, then pour over the toast and serve.

MULLED JELLY.

Take one tablespoonful of currant or grape jelly; beat with it the white of one egg and a teaspoonful of sugar; pour on it a teacupful of boiling water, and break in a slice of dry toast or two crackers.

CUP CUSTARD.

Break into a coffee-cup an egg, put in two teaspoonfuls of sugar, beat it up thoroughly, a pinch of salt and a pinch of grated nutmeg; fill up the cup with good sweet milk; turn it into another cup, well buttered, and set it in a pan of boiling water, reaching nearly to the top of the cup. Set in the oven, and when the custard is set it is done. Eat cold.

CRACKER PANADA.

Break in pieces three or four hard crackers that are baked quite brown, and let them boil fifteen minutes in one quart of water; then remove from the fire, let them stand three or four minutes, strain off the liquor through a fine wire sieve, and season it with sugar. This is a nourishing beverage for infants that are teething, and with the addition of a little wine and nutmeg, is often prescribed for invalids recovering from a fever.

BREAD PANADA.

Put three gills of water and one tablespoonful of white sugar on the fire, and just before it boils add two tablespoonfuls of the crumbs of stale white bread; stir it well, and let it boil three or four minutes; then add one glass of white wine, a grated lemon and a little nutmeg; let it boil up once, then

remove it from the fire, and keep it closely covered until it is wanted for use.

SLIPPERY-ELM TEA.

Put a teaspoonful of powdered slippery-elm into a tumbler, pour cold water upon it, and season with lemon and sugar.

TOAST WATER, OR CRUST COFFEE.

Take stale pieces of crust of bread, the end pieces of the loaf; toast them a nice, dark brown, care to be taken that they do not burn in the least, as that affects the flavor. Put the browned crusts into a large milk pitcher, and pour enough boiling water over to cover them; cover the pitcher closely, and let steep until cold. Strain, and sweeten to taste; put a piece of ice in each glass. This is also good, drank warm with cream and sugar, similar to coffee.

POWDERS FOR CHILDREN.

A very excellent carminative powder for flatulent infants may be kept in the house, and employed with advantage whenever the child is in pain or griped, dropping five grains of oil of anise-seed and two of peppermint on half an ounce of lump sugar, and rubbing it in a mortar, with a drachm of magnesia, into a fine powder. A small quantity of this may be given in a little water at any time, and always with benefit.

FOR CHILDREN TEETHING.

Tie a quarter of a pound of wheat flour in a thick cloth, and boil it in one quart of water for three hours; then remove the cloth and expose the flour to the air or heat until it is hard and dry; grate from it, when wanted, one tablespoonful, which put into half a pint of new milk, and stir over the fire until it comes to a boil, when add a pinch of salt and a tablespoonful of cold water, and serve. This gruel is excellent for children afflicted with summer complaint. Or, brown a tablespoonful of flour in the oven or on top of the stove on a baking-tin; feed a few pinches at a time to a child, and it will often check a diarrhœa. The tincture of "kino"—of

which from ten to thirty drops, mixed with a little sugar and water in a spoon, and given every two or three hours, is very efficacious and harmless—can be procured at almost any druggist's. Tablespoon doses of pure cider vinegar, and a pinch of salt, has cured when all else failed.

BLACKBERRY CORDIAL.

This recipe may be found under the head of "Beverages." It will be found an excellent medicine for children teething and summer diseases.

POULTICES.

A Bread and Milk Poultice.—Put a tablespoonful of the crumbs of stale bread into a gill of milk, and give the whole one boil up. Or, take stale bread-crumbs, pour over them boiling water and boil till soft, stirring well; take from the fire and gradually stir in a little glycerine or sweet oil, so as to render the poultice pliable when applied.

A Hop Poultice.—Boil one handful of dried hops in half a pint of water, until the half pint is reduced to a gill, then stir into it enough Indian meal to thicken it.

A Mustard Poultice.—Into one gill of boiling water stir one tablespoonful of Indian meal; spread the paste thus made upon a cloth, and spread over the paste one teaspoonful of mustard flour. If you wish a mild poultice, use a teaspoonful of mustard as it is prepared for the table, instead of the mustard flour. Equal parts of ground mustard and flour made into a paste with warm water, and spread between two pieces of muslin, form the indispensable mustard plaster.

A Ginger Poultice.—This is made like a mustard poultice, using ground ginger instead of mustard. A little vinegar is sometimes added to each of these poultices.

A Stramonium Poultice.—Stir one tablespoonful of Indian meal into a gill of boiling water, and add one tablespoonful of bruised stramonium seeds.

Wormwood and Arnica are sometimes applied in poultices. Steep the herbs in half a pint of cold water, and when all

their virtue is extracted stir in a little bran or rye-meal to thicken the liquid; the herbs must not be removed from the liquid. This is a useful application for sprains and bruises.

Linseed Poultice.—Take four ounces of powdered linseed, and gradually sprinkle it into a half pint of hot water.

A REMEDY FOR BOILS.

An excellent remedy for boils is water of a temperature agreeable to the feelings of the patient. Apply wet linen to the part affected, and frequently renew or moisten it. It is said to be the most effectual remedy known. Take inwardly some good blood purifier.

CURE FOR RINGWORMS.

Yellow dock, root or leaves, steeped in vinegar, will cure the worst case of ringworm.

EXCELLENT COUGH MIXTURE.

One cup of gum, one cup of honey, one cup of lemon juice, one ounce of glycerine; mix well, bottle, and take one teaspoonful when cough is troublesome.

CURE FOR COUGHS (old fashioned).

Three newly-laid eggs, unbroken, over which pour the juice of six lemons, and allow to stand for forty-eight hours. Then pick out any bits of eggshell which are not dissolved; add one-half pound of rock candy, and one pint of Jamaica brandy; mix well and bottle. Dose: 1 tablespoonful three or four times a day.

TONIC.

One quart of rye whisky, one ounce fluid extract of celery, two ounces fluid extract of hops, half ounce fluid extract of rhubarb, four quarts of cold water. Mix well, and bottle for use. One tablespoonful before each meal and at bedtime.

SOAP LINIMENT.

One and one-half ounce soap liniment, one-half ounce turpentine, one-half ounce camphor, one-half ounce harts-horn, one-half ounce spirits of wine; have made up at druggist. Excellent.

REMEDY FOR COUGH.

One ounce of Balm of Gilead buds; put in a quart of water and boil down to a pint; add one pint of Bourbon whisky and one pound of loaf sugar.

DANDELION WINE.

(For the blood.)

Four quarts of dandelion flowers; cover with one gallon of water and boil; strain, and when luke-warm add six lemons, four pounds of white sugar and half royal yeast-cake; let it stand about ten days, or until done working, then strain, bottle and seal.

COUGH MIXTURE.

(Excellent.)

One ounce of tincture of benzoin, two wine-glasses of whisky, one cup of molasses. Mix well. One teaspoonful whenever cough is troublesome.

ELLIMAN'S EMBROCATION.

One new-laid egg well beaten, add to it by degrees one gill turpentine, one gill vinegar, put in alternately one-half ounce spirits of camphor. Directions for use.—For rheumatism, lumbago, for sore throat, cold in chest, etc., rub in well with hand, night and morning. A flannel may also be soaked in embrocation and put on, covered with a cloth or flannel. Can be used also as a substitute for mustard plaster, as above.

ELLIMAN'S EMBROCATION.

Two glasses turpentine, one glass vinegar, one teaspoon salad oil, two raw eggs. Put all in a bottle and shake well for quarter of an hour, when it will be ready for use. Keep it well corked.

REMEDIAL QUALITIES OF THE COMMON FRUITS.

A table giving the remedial qualities of the common fruits and vegetables is herewith appended:—

Celery for any form of rheumatism and nervous dyspepsia.

Lettuce for insomnia.

Water-cress for scurvy.

Onions are almost the best nerve known. Use for insomnia, for coughs and colds, and as a complexion curer. Eaten every other day, they soon have a clearing and whitening effect on the complexion.

Spinach for gravel.

Asparagus to induce perspiration.

Carrots for suffering from asthma.

Turnips for nervous disorders and for scurvy.

Raw beef proves of great benefit to persons of frail constitution, and to those suffering from consumption. It is chopped fine, seasoned with salt, and heated by placing it in a dish in hot water. It assimilates rapidly and affords the best nourishment.

Eggs contain a large amount of nutriment in a compact, quickly available form. Beaten up raw with sugar they are used to clear and strengthen the voice. With sugar and lemon juice the beaten white of egg is used to relieve hoarseness.

Cranberries for erysipelas are used externally as well as internally.

Cranberries eaten raw are one of the finest tonics and appetizers known.

In cases of yellow or typhoid fever, cranberries are almost indispensable as a tonic and to assist in clearing the system of the harmful bacteria.

For some forms of dyspepsia there is no more simple and effective remedy than raw cranberries. Carry a supply in the pocket and eat them frequently during the day. They will cure headache as well.

People who are subject to biliousness will find that with cranberries a part of each day's food they will be free from such attacks.

Honey is wholesome, strengthening, cleansing, healing and nourishing.

Fresh ripe fruits are excellent for purifying the blood and toning up the system.

Sour oranges are highly recommended for rheumatism.

Watermelon for epilepsy and for yellow fever.

Lemons for feverish thirst in sickness, biliousness, low fevers, rheumatism, colds, coughs, liver complaints, etc.

Blackberries for diarrhoea.

Tomatoes are a powerful aperient for the liver, a sovereign remedy for dyspepsia and for indigestion.

Tomatoes are invaluable in all conditions in which the use of calomel is indicated.

Figs are aperient and wholesome. They are said to be valuable as a food for those suffering from cancer. They are used externally as well as internally.

Bananas are useful as a food for those suffering from chronic diarrhoea.

Pie-plant is wholesome and aperient; is excellent for rheumatic sufferers and useful for purifying the blood.

Peanuts for indigestion. They are especially recommended for corpulent diabetes. Peanuts are made into a wholesome and nutritious soup, are browned and used as a coffee, are eaten as a relish simply baked, or are prepared and served as salted almonds.

Apples are useful in nervous dyspepsia; they are nutritious, medicinal and vitalizing; they aid digestion, clear the voice, correct the acidity of the stomach, are valuable in rheumatism, insomnia, and liver trouble. An apple contains as much nutriment as a potato, in a pleasanter, more wholesome form.

Grapes dissolve and dislodge gravel and calculi, and bring the stomach and bowels to a healthy condition.

Ripe pineapples have been put upon the list of foods especially healthful for persons troubled with indigestion, the juice being especially valuable in such cases. Shred with a silver fork, and reject all the indigestible core. The juice of a ripe pineapple is an almost invaluable remedy for diphtheria, the acid seeming to dissolve the strangling growth in the throat.

TOILET RECIPES.

COLOGNE WATER (Superior).

Oil of lavender, two drachms; oil of rosemary, one drachm and a half; orange, lemon and bergamot, one drachm each of the oil; also two drachms of the essence of musk, attar of rose, ten drops, and a pint of proof spirit. Shake all together thoroughly three times a day for a week.

JOCKEY CLUB BOUQUET.

Mix one pint extract of rose, one pint extract of tuberose, half a pint of extract of cassia, four ounces extract of jasmine, and three ounces tincture of civet. Filter the mixture.

ROSE WATER.

Preferable to the distilled for a perfume, or for culinary purposes: Attar of rose, twelve drops; rub it up with half an ounce of white sugar and two drachms carbonate magnesia; then add gradually one quart of water, and two ounces of proof spirit, and filter through paper.

BAY RUM.

French proof spirit one gallon; extract bay, six ounces. Mix and color with caramel; needs no filtering.

LAVENDER WATER.

Oil of lavender, two ounces; orris root, half an ounce; spirits of wine, one pint. Mix and keep two or three weeks. It may then be strained through two thicknesses of blotting-paper and is ready for use.

CREAM OF LILIES.

Best white castor oil; pour in a little strong solution of sal tartar in water, and shake it until it looks thick and white. Perfume with lavender.

COSMETIC BALM.

(For the hands.)

Half a gill of German cologne, half a gill of alcohol, half a gill of glycerine, one-eighth ounce gum tragacanth, one

pint rain-water. Put all except gum in bottle. Heat quarter of a pint of rain-water, add the gum, and let stand half a day. Then mix all the ingredients and bottle for use.

HAIR TONIC.

Tincture of cantharides one-half ounce, glycerine one-half ounce, lime water three ounces, distilled water one ounce, eau de cologne one-half ounce. Mix and bottle. This is from a famous English chemist.

POT-POURRI.

The "rose jar" is one of the dainty notions which is appreciated by refined taste. For a rose jar (one purchases the jar at a china shop) take orris root four ounces; oil of cloves or bruised cloves, three ounces; gum benzoin, two ounces; calamus root, four ounces; angelica root, six ounces; oil of cinnamon (true), ten drops; oil of bitter almonds, forty drops; essence of bergamot, one drachm; English oil of lavender, forty drops; oil of verbena, thirty drops. Having gathered fresh rose-leaves to nearly fill the jar, sprinkle some salt through them and leave to stand for a few days. Then pour over them the above mixture. It will perfume the air for years. From a famous English chemist.

CREAM OF ROSES.

Olive oil, one pound; attar of roses, fifty drops; oil of rosemary, twenty-five drops; mix, and color it with alkanet root.

COLD CREAM.

Melt one ounce oil of almonds, half-ounce spermaceti, one drachm white wax, and then add two ounces of rose-water, and stir it constantly until cold.

LIP-SALVE.

Melt one ounce white wax, one ounce sweet oil, one drachm spermaceti, and throw in a piece of alkanet root to color it, and, when cooling, perfume it with oil rose, and then pour it into small white jars or boxes.

FOR DANDRUFF.

Take glycerine four ounces, tincture of cantharides five ounces, bay rum four ounces, water two ounces. Mix, and apply once a day, and rub well down the scalp.

HAIR INVIGORATOR.

Bay rum, two pints; alcohol, one pint; castor oil, one ounce; carb. ammonia, half an ounce; tincture of cantharides, one ounce. Mix well. This compound will promote the growth of the hair and prevent it from falling out.

MACCASSAR OIL FOR THE HAIR.

Renowned for the past fifty years, is as follows: Take a quarter of an ounce of the chippings of alkanet root, tie this in a bit of coarse muslin, and put it in a bottle containing eight ounces of sweet oil; cover it to keep out the dust; let it stand several days; add to this sixty drops of tincture of cantharides, ten drops of oil of rose, neroli and lemon each sixty drops; let it stand one week and you will have one of the most powerful stimulants for the growth of the hair ever known.

Another:—To a pint of strong sage tea, a pint of bay rum and a quarter of an ounce of the tincture of cantharides, add an ounce of castor oil and a teaspoonful of rose, or other perfume. Shake well before applying to the hair, as the oil will not mix.

PHALON'S INSTANTANEOUS HAIR DYE.

To one ounce of crystallized nitrate of silver, dissolved in one ounce of concentrated aqua ammonia, add one ounce of gum arabic, and six ounces of soft water. Keep in the dark. Remember to remove all grease from the hair before applying the dye. There is danger in some of the patent hair dyes, and hence the "Scientific American" offers what is known as the walnut hair-dye. The simplest form is the expressed juice of the bark or shell of green walnuts. To preserve the juice a little alcohol is commonly added to it with a few bruised cloves, and the whole digested together, with occasional agitation for a week or fortnight, when the clear portion is decanted, and, if necessary, filtered. Sometimes a

little common salt is added with the same intention. It should be kept in a cool place. The most convenient way of application is by means of a sponge.

DYE FOR WHITE OR LIGHT EYEBROWS.

Boil an ounce of walnut bark in a pint of water for an hour. Add a lump of alum the size of a filbert, and when cold apply with a camel's hair brush.

HAIR WASH.

One penny worth of borax, half a pint of olive oil, one pint of boiling water. Pour the boiling water over the borax and oil; let it cool; then put the mixture into a bottle. Shake it before using, and apply it with a flannel. Camphor and borax, dissolved in boiling water and left to cool, make a very good wash for the hair; as also does rosemary water mixed with a little borax. After using any of these washes, when the hair becomes thoroughly dry, a little pomatum or oil should be rubbed in to make it smooth and glossy—that is, if one prefers oil on the hair.

OX-MARROW POMADE FOR THE HAIR.

One marrow bone, half a pint of oil, ten cents' worth of citronella. Take the marrow out of the bone, place it in warm water, let it get almost to boiling point, then let it cool and pour the water away; repeat this three times until the marrow is thoroughly "fined." Beat the marrow to a cream with a silver fork, stir the oil in, drop by drop, beating all the time; when quite cold add the citronella, pour into jars and cover down.

TO INCREASE THE HAIR IN THE BROWS.

Clip them and anoint with a little sweet oil. Should the hair fall out, having been full, use one of the hair invigorators.

A FAMOUS SHAMPOO.

Tincture Saponio Veridis, 8 oz.

Directions.—Three tablespoonfuls in a glass of hot water; use as any shampoo.

Supplied by Bingham, 100 Yonge St., Toronto.

DINNER GIVING.

The chief requisites for a successful dinner party are a very carefully selected group of congenial guests, a choice and well-assorted menu; prompt and watchful, but silent and unobtrusive servants; lights tastefully adjusted, and a host and hostess absolutely at their ease. Even to the folding of the napkins and the temperature of the wines, the etiquette of the dinner party is now exactly prescribed, and the hostess who wanders from the limits of the well-ordained rules will surely find herself led into profitless and embarrassing experiments.

For a ceremonious dinner the company consists of eight, twelve, fourteen or eighteen persons; and the guests must be seated at one table. It is a serious, almost an unforgivable, error to overestimate the capacity of one's dining-room or the powers of one's cook or waitress, and attempt the entertainment of a greater number of people than can be comfortably seated at one's table, and the provision and service of an entertainment too complicated and elaborate for one's facilities. The hour for a dinner, of such formality that the invitations have been issued a fortnight in advance of the chosen evening, is usually seven, seven-thirty, or eight o'clock. A dinner so elaborate that the actual serving of the many courses will occupy over two hours is a great mistake. A hostess should so arrange her menu and drill her servants that one hour and a half only will be spent at table, though in one hour a handsome and very complete feast can be dispatched, without crowding one course too close upon the heels of another. After an hour or an hour and a half the diners are usually well satisfied to leave the atmosphere of the dining-room and the sight of food. The serving can be successfully accomplished by a butler, a footman and one maid; by a butler and a maid, or by two skilful woman servants. For a dinner of eighteen covers, at least three servants are necessary; for one of twelve covers, two will manage everything nicely, while at one of eight covers a single, capable man or maid, if assisted by a well trained helper in the pantry, can expeditiously minister to everyone's wants.

The temperature of the dining-room should not be allowed to rise above seventy-five degrees, nor permitted to fall below seventy; and the room should be kept always well ventilated, in order that the air may be always sweet and free of odors from the kitchen. Even in the coldest weather one window at least may well be kept open an inch at top and bottom, until the guests enter. A dining-room heats only too rapidly from the lights, foods and human occupants, and even a sumptuous feast is robbed of all its charm when eaten in a hot, exhaustive atmosphere. If, by chance, an unoccupied room opens into the dining-room, continuous ventilation, without draughts, may be secured by opening the windows in the vacant chamber and shielding the doorway between the two rooms with screens. Gas jets or electric lights swinging above the centre of the table are a tasteless, tactless means of illuminating a dining-room. As a matter of fact, saving and excepting the table and its immediate environs, the room in which a truly enjoyable feast is served must not be lighted at all. The light should be concentrated and so directed, that, while every part of the cloth is in radiant vision, the guests' eyes are at the same time shaded from any painful glare and the buffets, side-table and pantry door thrown into agreeable shadow. Candles or small lamps, with the flame well shaded, produce the softest, steadiest, most comfortable and most becoming light. Incomprehensible as it may sound, there are hostesses who, in obedience to the behests of fashion, provide gorgeous candelabra or lamps for their table, yet continue to drown out and neutralize the glow from them by turning on the fierce hard light of the gas or electric chandelier. This is simply to convert a fashion, that really originated in sense and comfort, into a perfect absurdity, and to rob the entertainment of just the refinement and picturesqueness that alone give the private dinner an advantage over a blazing feast spread in some hotel restaurant. Whether lamps or candles are used, they should be lighted at least three minutes before the dinner is announced, in order to make sure that they are in good condition and will burn freely and clearly until the dinner is finished. Candles are far more popular than lamps, because they give quite as soft and steady a light, with less heat. Rose red, white, pale yellow, and

very delicate green shades are recommended as yielding the most agreeable reflection.

A square or round table, measuring nearly or all of five feet across, is not at all too extensive for the modern dinner party, wherein at least two feet and a half of the circumference is allotted to the cover of each guest. A long narrow table never lends itself readily to decoration, even under the most skilful hand. In the case of a round table, if the ordinary family board is not large enough to accommodate the number of guests, a larger separate top can be made, to be laid on the fixed smaller one, as special occasions require.

Before the cloth is laid, a thickness of felt or double-faced canton flannel should be placed upon the board; and upon this is spread the cloth itself. A handsome dinner cloth falls in full, long drapery about the table, its four corners almost touching the floor; and as the beauty of a dinner-board depends largely upon the almost mathematical exactness with which all the furnishings are arranged, a good point to start from in determining the proper location of goblets, decanters, and so on, is the central crease in the cloth. At the middle point in this line the large centre doiley finds its proper place. A square or circular piece of fine napery, lace, or drawn work is best used here; mirror disks and scarfs and circular pieces of linen embroidered in colors are no longer the mode. Occasionally a silver tray is placed at the centre of the table, and on it is set a crystal or silver bowl, or vase filled with flowers. But where the doiley or the tray is chosen for the flat centrepiece, the flowers are still the chief ornament of every table. White blossoms and maiden-hair fern, a sheaf of gorgeous hot-house roses, a flat basket of orchids, a bowl of brilliantly-tinted sweet peas, an inexpensive dish of ferns, or a pot of blossoming violets are any of them appropriate, whether the decoration is built high or kept quite flat. It is the commendable taste of most hostesses to use pink lamp or candle shades, if pink roses have the place of honor, and yellow silk shades when daffodils shed their radiance of color abroad.

When the centre ornament has been artistically adjusted, the candlesticks or lamps are disposed about it. Four candles will thoroughly illuminate a table laid for six or eight. For

a table of twelve persons, six sticks or two candelabra, each with three or four branches, will be required. Decanters of wine, salt-cellars, pepper-boxes, compotiers of bonbons, and platters of salted nuts are then located.

Individual salt-cellars and pepper-boxes are not often on dinner tables, but large ones stand, one of each, side by side, somewhere near the four corners of the table. The trays or compotiers of silver, porcelain, or crystal, holding the nuts and sweets, are set between the candlesticks, or a little outside the circle of the candlesticks, toward the edge of the table.

Whatever plan of laying a table is followed, care must be taken that one side exactly matches and balances the other in the number and placing of the various articles, in order to give it a tidy and finished appearance. Care should also be taken not to litter the board with useless objects or dishes that properly belong on the sideboard. Butter is not served at a ceremonious dinner; in fact, at the modern well-appointed family dinner table it does not appear. Celery, radishes, olives, horseradish, mustard, or any other relish or special seasoning, is passed from time to time by the servant; so also are bread and water. Therefore, carafes and menus, favors, individual bouquets of flowers, and groups of handsome but useless spoons have wisely been banished as clumsy and meaningless.

The requirements in the arrangement of a dinner cover are as follows: The plate should be so placed that if it is decorated, the fruit or flowers of the decoration will be in a natural position to the eye of the person seated before it; or so that if it is adorned with a monogram or crest, this will be right side up to the view of the sitter. On the plate is placed a large white dinner napkin, folded and ironed square, with the monogram corner showing, and with a dinner roll or a square of bread laid between the folds. To the left of the plate three silver forks are laid close together, the points of the prongs turned up. To the right of the plate lie two large silver-handled, steel-bladed knives and one small silver knife, their sharp edges turned toward the plate. Beside the silver knife is laid a soup spoon, with its bowl turned up, and next to the soup spoon lies the oyster fork. Though three forks only are as a rule laid at the left of the plate, a hostess whose supply of silver is equal to almost

any reasonable demand may add yet another or lay the covers with only two apiece. The additional fourth fork would be for the fish and of a special shape, that is, shorter than the others, with three flat prongs and the third one on the left broader than the others. If the fish that is to be served can easily be disposed of without the use of the small silver knife at the right of the plate, then this last mentioned utensil should not be supplied.

Nearly touching the tips of the knife-blades stand four glasses—one a goblet, or tumbler, for water; one a small, very tapering, vase-like glass, for sherry; one, the conventional wine-glass, for claret, and one very tall or very flaring for champagne.

If sauterne or any still white wine is also to be served, to the list of glasses must be added one shaped like the one for claret and tinted a delicate green. If both still water and sparkling water are to be offered, the first mentioned should be served in stemmed goblets and the second in tumblers, and if whisky and water is to be offered to any of the male guests, there must be provided for this clear, thin glass tumblers, very much taller than those used for the mineral water, and perfect cylinders in shape or flaring slightly at their tops. On top of the napkin lies a small gilt-edged card, possibly with a tiny water-color decoration in the corner, and bearing across its length, in the hostess's handwriting, the name of the person for whom the seat is intended. Large dinners seem to require a long list of dishes—for eighteen persons, as many as ten or twelve or fourteen courses; for eight persons, eight or nine courses; six friends meeting round a hospitable board would be well satisfied with six courses. The order of a sumptuous dinner would follow this general routine: 1. Shell fish—small clams or oysters, one-half dozen for each person, laid in their shells on a bed of finely crushed ice. With these are offered red and black pepper, grated horseradish, small thin slices of buttered brown bread or tiny crisp biscuit and quarters of lemon. 2. Soup. 3. A course of hors d'œuvres, such as radishes, celery, olives, and salted almonds. 4. Fish, with potatoes and cucumbers, the latter dressed with oil and vinegar. 5. Mushrooms or sweetbreads. 6. Asparagus or artichokes. 7. Spring lamb, or roast, with a green vegetable. 8. Roman punch. 9. Game with salad.

10. A second entree. 11. A rich pudding. 12. A frozen sweet. 13. Fresh and crystallized fruit, and bonbons. 14. Coffee and liqueurs.

Leaving out the third, fifth and tenth courses, a menu of proportions sufficiently dignified for a dinner of eight guests remains, while for a simple entertainment it would be enough to begin with soup, followed by fish, a roast, salad, ices, sweet-meats and coffee. Wines are a feature of the greatest importance in dinner-giving. For a dinner of more than eight persons, a white wine, sherry, claret, Burgundy and champagne are provided, one wine, preferably claret, for a small dinner.

White wine is drunk with the first course and sherry with the soup; champagne is offered with fish, and its glasses are replenished throughout the meal. Claret or Burgundy comes in with the game. Sherry and claret are usually decanted, and the cut crystal and silver bottles form part of the decorative furniture of the table. The temperature of these liquids must not be below sixty degrees, and many persons prefer their claret of the same temperature as the dining-room. White wines and Burgundy are best poured from their bottles and served cool but certainly not cold. When a very fine Burgundy is poured the bottles are laid on their sides, each one in its small individual basket, and for hours they are not disturbed in order that all the sediment may fall to the bottom, leaving the rich fluid exceedingly clear. The man or maid servant who pours this wine brings each bottle in its basket to the table and so handles the whole that the bottle may be jostled as little as possible. Champagne is never decanted, and must be poured while very cold—in fact, directly on leaving a bed of ice and salt in which the bottles, as a rule, are packed to their necks for a half hour before dinner. The buckets of salt and ice, holding the bottles of champagne, are placed conveniently in the pantry, and when this wine is to be poured the servant deftly pulls the cork and wraps a fringed white napkin spirally about the bottle, from neck to base. This napkin absorbs the moisture on the bottle's surface and prevents any dripping. An untrained servant should never be trusted to pour champagne. Liqueurs are served with the coffee, are decanted into cut or gilded glass bottles of special shape and drunk from very small

stemmed or tumbler shaped glasses. All liqueurs are equally agreeable when served at the temperature of the drawing-room, though many persons prefer green mint when it is poured into tiny glasses nearly filled with shaved ice. The bottles of liqueur and small glasses are arranged on a silver tray and carried after dinner into the drawing-room when the coffee is taken there.

The service of a dinner should proceed expeditiously—without haste, and yet without long pauses between the courses. When a dinner commences with oysters or clams two plates are laid at each cover, one, a deep plate, contains the shell fish laid on cracked ice, and this is set upon a second plate. If the dinner begins with soup each cover is laid with a flat plate, on which is folded a napkin holding a roll. These things the guests remove when they are seated and the servant then sets upon the first plates, second and deeper ones containing soup. At the conclusion of the soup course all the soup plates are removed, with the plates on which they have stood, and then warm plates for the fish are distributed. After this course a clean plate is placed before each guest before the serving of any course begins, and when the first three forks and knives laid at all the covers, have been used, fresh ones must very naturally be given with each plate. A question troubling many a hostess is whether the clean knives and forks should be put on the fresh plates as they are laid before the guests, or whether the plates should be distributed first and then the knives and forks laid on the cloth beside them. The first course is usually adopted in restaurants and at hotel tables, where rapid service is esteemed above noiseless and deliberate elegance. In a private house, where servants are well trained, one maid distributes the plates and in her rear comes another, to softly lay the knives and forks in their proper places. Even if one maid serves the dinner she can proceed thus with greater rapidity and silence than if required to set plate, knife and fork all down together. Plates for hot courses must needs be warmed, but hot plates that make one's fingers tingle are an inappropriate evidence of zeal. A well-trained servant presents the dishes at the left hand of every guest in turn, beginning the first course with the lady at the right of the host, and then passing in regular order from gentlemen to ladies as they are seated. After the

first course, the dishes are started on their progress about the table at the left hand of a lady, but not always with the lady seated at the host's right, for the same person must not invariably be left to be helped last. At a ceremonious dinner served à la Russe, the host does not carve any of the meats, none of the dishes are set upon the table and the hostess does not help her guests to anything. When a dozen or more persons are dining the serving of a course is expedited by dividing the whole amount of the course on two dishes, which the two servants in waiting would begin to pass simultaneously, from opposite sides and different ends of the table.

When dinner is announced, the host at once offers his right arm to the lady who is to sit at his right. If a dinner is given in honor of a married couple, the host leads the way to the table with his guest's wife, the hostess bringing up the rear with that lady's husband. If there is no particularly distinguished person in the party, the host takes in the eldest lady, or the one who has been invited to the house for the first time. Relatives, or husbands and wives are never sent in together. There should, if possible, be an equal number of men and women guests. If, however, there are eight ladies and seven gentlemen, the hostess should bring up in the rear walking alone; she should never take the other arm of the last gentleman. Those who go into the dining-room together sit side by side; and they can move gently about the table, discover their places by the cards bearing their names and lying at their respective covers. The host waits a moment until the ladies are seated, then the dinner proceeds. For a very large dinner, the hostess will find it most convenient to prepare beforehand small cards in envelopes, to be given the gentlemen by the butler at the door or in their dressing rooms. On each envelope is inscribed the name of the gentleman for whom it is intended; on the card inside is the name of the lady whom he is to take in to the table. On investigating his card, the recipient can easily identify his table companion, and if he knows her not, can appeal to his host or hostess to introduce him. A plan of the dinner table is often placed in the gentlemen's and ladies' tiring rooms, that all may have an idea of their location. Should one or more guests arrive after the company is seated, the hostess is expected to bow, smile, shake hands, and receive apologies amiably; but does not rise

unless the guest is a woman. The host, however, rises, goes forward, assists in seating the delinquent, and endeavors, by making general conversation, to distract attention from the incident. If the arrival is very late, no break is made in serving, the guest being expected to take up the dinner at the point it has reached when he appears, otherwise great confusion arises. At the conclusion of the fruit course, the hostess looks significantly at the lady at the right of her husband, and meeting her glance, nods, smiles and rises. At this movement the gentlemen rise as well, standing aside to permit the ladies to pass out toward the drawing-room. The doors or portieres of the door communicating between drawing and dining-room are then closed, and the butler or waitress carries in the coffee tray to the ladies, following it with a tray holding tiny glasses and decanters of various liqueurs.

In the drawing-room, the ladies resume their gloves at their leisure, accepting or refusing the coffee and liqueurs as their preferences prompt.

In the dining-room, the men sit at ease to smoke and sip their coffee and wine, drawing down near that end of the table at which the host is established. At a sign from that gentleman, cigars are put aside, and a general exodus from the dining-room takes place.

Such would be the etiquette for the ceremonious and fashionable dinner party; and with a very few changes, a small and less fashionable dining would be conducted on precisely the same lines. There might be fewer servants and fewer courses, simple flowers, and but a quartet of intimate friends; but this change of conditions necessitates but slight alteration in the method of arranging the table, of offering the food, and of arranging the guests.

A hostess who possesses pretty but simple table furniture, and commands the services of but one maid and a cook of ordinary capabilities, should select a list of dishes which will not be difficult to prepare; oysters, soup, fish, a roast with vegetables, salad, dessert and coffee, if well cooked and temptingly presented, form a feast fit to set before a king. The fish course is completed by potatoes or cucumbers, or both; the salad is possibly preceded by frozen punch and accompanied with game, and for a truly simple dinner the hostess should serve the soup, salad, and dessert, and the host

serve the fish and carve the joint and game. A white cloth and centrepiece of flowers, four candles or dinner lamps, one decanter of red wine and two or four small crystal or silver platters, containing bonbons, olives, salted nuts and celery, are the proper furnishings for a board set for a party of six or eight persons. The covers for a simple dinner are, with the exception of fewer wine glasses, arranged as for a fashionable and formal banquet.

If the first course consists of oysters or clams, these should be ready set on the table. If the dinner begins with soup, the hostess should find, when the company enter, the filled and covered tureen and a pile of warm soup plates at her place. So soon as everyone is seated the maid removes the tureen cover and passes the plates of soup and properly removes the tureen when the last plate has been filled and passed. The first is given to the lady seated on the host's right hand, then to the other ladies, in the order in which they are seated, before the gentlemen are served. A well-instructed waitress does not remove the plates of any course until she sees that every guest has quite finished. The fish and fish plates are set before the master of the house and when each guest has received a portion the waitress passes on her tray a dish of potatoes. If cucumbers are to be eaten with the fish, a small glass saucer should be laid at the left of every cover, and then the maid passes to each guest a glass bowl, in which the cucumber has been prepared.

The master of the house, at a dinner of the simpler sort, carves the roast, and the maid, having deposited the plates containing the meat before each guest, passes the vegetables. The dishes of vegetables never look well on the table. When everyone has had a helping these dishes should be covered, placed on the sideboard and perhaps passed again before the meat course is finished. The roast is, however, left before the carver, if it his desire to invite the guests to a second helping of meat.

When a frozen punch is served between the roast and salad, the small glass cups, from which it is eaten, are filled in the pantry, each one is set on a dessert plate, on which is laid a teaspoon. If game follows the punch it should be carved by the master of the house and the salad passed by the waitress, so that each guest helps himself directly from the

large salad bowl, either on the plates containing the game, or small plates to be set at the right of every guest before the salad goes around.

When neither frozen punch or game are served the bowl of salad and the plates should be set before the hostess for serving and the maid then passes the cheese and toasted biscuit. The hostess also serves the ice or pudding that forms the dessert and the waitress passes the cake and finally sets it on the table.

Should claret and a white wine or one red wine only be served with such a meal, the host invites that gentleman whose hand is nearest the decanter to fill the glass of the lady beside him, his own, and then pass the decanter on. Sometimes the waitress, after she has served everyone to soup, fills all the wine glasses and places the decanter near the host, who thereafter sees that it is passed about at proper intervals.

The hostess after the fish course requests her guests to help themselves to olives, salted nuts and relishes, and later the bonbons.

If a fruit course succeeds the dessert the waitress places before every guest a plate on which there lies a doiley; on this a quarter finger bowl of water and beside the bowl a small silver knife. Then to everyone she offers the platter of fruit and finally places it on the table before her master or mistress. The coffee is usually brought in to the table and the hostess pours the beverage. The first duty of the dinner guest is to arrive before the hostess' door on the stroke of the hour named in her invitation. It is almost as embarrassing a blunder to anticipate by ten or twenty minutes the time indicated on the dinner cards as it is to keep the hostess, her delicate viands, and her presumably hungry guests waiting. If one be unavoidably detained, an earnest and brief apology should be offered the hostess; and if the company are already seated at table, it is best, after a short explanation, to take the vacant seat and ignore the subject of the delay.

Full evening dress is the rule—black swallowtail coat, trousers and waistcoat to match, or a waistcoat of white piqué cut open to display an immaculate expanse of stiffly-starched white linen, ornamented with two or three small pearl studs. A high white linen collar, with white lawn or black silk or

satin bow tie, broad cuffs held with link-buttons, and light-weight patent-leather ties, or pumps, is the costume de rigueur for a dinner in summer or winter. The tailless dinner jacket, always worn with a black bow tie, is only permissible when dining at home without guests, or in the company of one or two intimates.

For women, the essential dinner costume is décolleté. The hair is elaborately dressed, and jewels are advantageously utilized. For a less ceremonious dinner, a high-necked and long-sleeved gown is suitable, provided the dress is of a light color or is a rich dark silk handsomely garnished.

Guests are privileged to leave at any moment after the dinner is concluded. It is not polite or flattering to a host and hostess to accept their invitations to a ceremonious dinner and hurry away to meet another engagement; but in the gay season, in a big city, where one or two entertainments take place in an evening, a man or woman greatly in demand may linger but ten minutes in the drawing-room after dinner, and then, with explanations and adieux, go on to the next festivity. As a rule, however, at a dinner beginning at seven or half past seven o'clock, it is well to order one's carriage or rise to leave at ten; at an eight o'clock dinner, to leave at half past ten would be most discreet, though this rule becomes liable to a very elastic interpretation when a dinner is made up of brilliant, congenial persons, and the talk in the drawing-room is prolonged irresistibly until eleven. The lady makes the first motion at departure, when a husband and wife, brother and sister, or betrothed couple, dine at the same house. No matter how numerous the company, and how engrossed the hostess may be, when a guest prepares to retire, he or she must seek their entertainer out and bid her adieu, with polite thanks for hospitality.

PROPER SEAT AT TABLE.

Sit erect, neither lounge back, nor reach forward to catch mouthfuls.

INDEX.

ARTICLES REQUIRED IN THE KITCHEN	26
BREAD, BISCUITS, MUFFINS, etc.	249
Bread	249
Bread, Vienna	253
Bread, Spoon	254
Bread, Baked Brown	257
Bread, Graham	258
Bread, Graham, Quick	258
Bread, Indian	258
Bread, Corn	259-256
Bread, Rye	259
Bread, Oatmeal	259
Bread and Butter, Rolled	265
Bread Savory, Fried	267
Buns, Spanish	255-256-257-267
Buns, Scotch, Currant	257
Buns, Hot Cross	262
Biscuits, Maryland	255
Biscuits, Hot, Baking Powder	255
Biscuits, Soda, without Milk	259
Biscuits, Buttermilk	260
Biscuits, Raised Graham	260
English Monkey	268
Fruit, Pin Wheels	249
General Directions	251
General Suggestions	256
Gems, Spiced	264
Gems, Graham	263-268-264
Gems, Apple	263
Gems, Oatmeal	264
Gems, Wheat	264
Gems, Rye	265
Gems, Cornmeal	267
Muffins	252-254-256-265
Muffins, Corn	255
Muffins, Milk	257
Muffins, Rice	265
Muffins, Cornmeal	265
Muffins, Plain	266
Muffins, Raised	266
Muffins, English Breakfast	266
Popovers	256
Pancakes, Buttermilk	268
Puffs, Oatmeal	262
Rolls, To Renew Stale	252
Rolls, Egg	260
Rolls, Parker House	254-260-268
Rolls, Vienna	261
Rolls, Bread Twist	261
Rolls, French, Raised	261
Rusks, Yeast	262

BREAD, Etc.—Continued.	
Rusks, Dried	263
Special Raisin Loaf	263
Scones, Soda	254
Scones	255
Scones, Potato	264
Waffles	267
Yeast, Old-fashioned	252
BUTTER AND CHEESE.	337
Butter, To Make	337
Butter, To Make Quickly	338
Butter, A Brine To Preserve	338
Butter, Putting Up To Keep	338
Curds and Cream	339
Cheese, New Jersey Cream	339
Cheese, Cottage	339
Cheese, Fondu	340-344
Cheese, Souffle	340-342-353
Cheese, Scalloped	341-343-344
Cheese Straws	341-344-353
Cheese, Cream Toast	342
Pastry, Remarks on	341
Slip	340
Welsh Rarebit	342-343-347-354-357
CAKES.	321
Angel Cake	245
Bridesmaid's Cake	235
Bread Sticks	248
Cake Making Suggestions	221
Cocanut Puffs	235-242
Chocolate Glace	236
Chocolate Cake	238-239-236
Clove Cake	239
Cookies	230
Cookies, Oatmeal	230-237-241
Cookies, Drop	231
Cookies, Chocolate	231
Cookies, Shrewsbury	236
Cookies, Ginger	241
Corn Starch Cake	232
Cheese Straws	233-234
Corn Cake	237
Cup Cake	241
Cornmeal Cake	241
Crullers	248
Date Cake	230
Dayton Cake	239
Drop Cakes	243
Easy Cake	238
Eccles Cake	240
Frosting for Cakes	223-228
Filling for Cakes	225-233
Fruit Cake	229-233

CAKES—Continued.

Fig Paste Filling	245
Filling, Walnut Cream	246
Gingerbread, Soft	225
Gingerbread, Rice	228
Ginger Cake	232
Gingerbread, Lafayette	231
Ginger Snaps	239
Icing for Cakes.....	223-235-241
Ice Cream Cake	235
Imperial Cake	237
Jam Jams.....	230
Jelly Cake	244
Kisses.....	224
Lemon Cheese Cake.....	226-247
Layer Cake, Beautiful.....	230
Lemon Cake	241
Lunch Cake	242-248
Macaroons.....	232
Macaroons, Oatmeal	234-242-240
Macaroons, Coconut	230
Mocha Cake	239
Maple Sugar Cake	242
Molasses Cake	240
Nice Peel and Raisin Cake.....	247
Neapolitan Cake	243
Orange Cake	236
Plum Cake	224-234
Potato Cake.....	227
Plain Cake	233
Peel Cake	235
Popovers	237
Raisin Layer Cake.....	236
Rock Cake	243-247
Ribbon Cake.....	243
Raspberry Cake	224
Sponge Cake.....	225-226-227-229-231- 237-240-243-241
Sponge Treacle	257
Shortbread	229-234-243
Sponge Chocolate.....	229
Spice Cake	231-240
Shortbread, Scotch.....	235
Seed Cake	238
Silver Cake.....	245
Scotch Cake	246
Sally Lums.....	247
Sponge Rock	248
Tea Cake.....	246-247
White Rock Cake.....	232
Wedding Cake	234
Wafers, Walnut.....	230
Wafers, Oatmeal.....	241
Wafers, Vanilla	245
Waffles	245
Walnut Cake	246

CANDIES.....	315
Butter Scotch.....	316
Caramels	317-318
Chocolate Fudge	317
Caramels, Chocolate	319
Chocolate Creams.....	319
Currant Drops	321
General Remarks	315

CANDIES—Continued.

Lemon Drops	321
Maple Cream	318-320
Nougat.....	320
Fudge.....	355
Candy, Peanut	317
Candy, Hickory Nut.....	317
Candy, Velvet Cream.....	318
Candy, Chocolate Cream.....	318
Candy, Maple Cream	319
Candy, Maple Sugar Cream.....	320
Candy, Nut Molasses.....	321
Candy, Sugar Nut	322
Candy, Coconut	322
Candy, Molasses.....	322
Stuffed Dates.....	320
Toffee, Scotch.....	318
Turkish Delight	321
Yum Yum	317

CONTENTS..... V.

CONTRIBUTORS..... VII.

DESSERTS, CUSTARDS, AND

CREAMS	193
Apple, Porcupine	197
Apple, Snow	203
Apple, Sponge	206
Apple, Charlotte	195-207
Apples, a la Princess Maud.....	198
Ambrosia	195
Almonds, Scitad	195
Cream, Italian	196
Cream, Chocolate	196-198
Cream, Pineapple	197-201-204
Cream, Spanish	199-207
Cream, Stone	202
Cream, Ginger	204
Cream, Russian	204
Cream, Burnt	207
Cream, Raspberry	194
Creme a la Duchesse	198
Charlotte Russe	196-201
Cranberry Frappe	200
Cafe Mousse	200
Compote of Chestnuts	206
Custard, Soft Caramel	194
Custard, Caramel	202-206
Custard, Souffle	202
Dainty Dessert, A.....	194
Fig Trifle	203
General Remarks	193
Ice Cream, Philadelphia	207
Ice Cream	201
Maple Parfait	199
Maple Mound	204
Prunes, Gateaux aux	197
Prune Shape	195
Prince of Wales Dessert	206
Rice Chocolate Tart	208
Sherry Flip	198
Souffle	204
Sauce	205
Strawberry Mold	196
Sherbet, Strawberry	199

DESSERTS, Etc.—Continued.

Sherbet, Lemon	200-205
Sherbet, Muscat	200
Trifle	201-204
Trifle, Lemon	203
Water Ice, Lemon	202-203
Water Ice, Orange	202

DINNER GIVING.. .. . 385

EGGS AND OMELETS	275
Eggs, Anchovy	276
Eggs	275
Eggs, To Preserve	275
Eggs, Savory	277
Eggs, Stewed	277
Eggs, Stewed in Cream	278
Omelet	276-277
Omelet, German	276
Omelet of Mushroom	277
Omelet, Oyster	278
Omelet, Fish	278
Omelet, Onion	278
Omelet, Jelly	278

FISH

Angles on Horseback	61
Ale Wives, Smoked	70
Bass, Boiled	73
Bass, Baked	78
Bass, Fillet of	74
Black Fish, Fillet of	74
Bloaters, Smoked	70
Brook Trout	73
Boiled Fish	58
Broiled Fish	53
Baked Fish	59-62
Clams a la Financiere	355
Codfish, Creamed	79
Codfish, in Cream	77
Codfish Balls	69-71
Codfish, Salt	69
Codfish, Salt, with Egg Sauce	64
Codfish Cutlets	64
Codfish, Baked	64
Curry for Shrimps	350
Cutlets, Fish	67
Dressing for Fried Fish	61
Dressing for Fried Oysters	61
Dressing for Fish Cutlets	61
Eels, Stewed	65
Finnan Haddie	71
Fish Entree	68
Fish, Left Over	62
Fish Balls a la Norris	67
Frying, Modes of	59
Frogs' Legs, Fried	71
Frogs' Legs, Stewed	71
General Remarks	57
Halibut	75
Halibut, To Collop	75
Halibut, Fillet of	74
Halibut, To Boil	76
Herrings, Smoked	70
Halibut	75
Lobster a la Newbury	346

FISH—Continued.

Lobster, Escalloped	69
Lobster, Creamed	352
Lobster, Croquettes of	72
Lobster, Curried	72
Lobster, Cutlets	69
Lobster, Savory Cream	80
Modes of Frying	59
Mayonnaise of Fish	65
Mackerel, with Tomato Sauce	69
Mackerel, Broiled	73
Oyster Stew	62
Oysters, Curried	63
Oyster Cocktail Dressing	68
Oysters, Scalloped	72-79
Oysters, Fried	74
Oyster Cocktail	77-80
Oyster Kebobbed	388
Omelet of Fish	75
Pickerei, Fried	73
Salmon, Loaf	78
Salmon, Creamed	77
Salmon, in a Mold	75
Salmon, Boiled	72
Salmon, Steamed	68
Salmon, Smoked—a quick relish	70
Salmon, Smoked	70
Salmon, Cream	68
Salmon, Baked, with Cream Sauce	66
Salmon, Molded	66
Salmon, Poached, with Eggs	64
Salmon, Cutlets	64
Sardines au Gratin	70
Sardines on Toast	63
Sardines, Canapus of	62
Sardine Savoy	61
Smelts	79
Sturgeon Cutlets	75
Sturgeon, to Roast	75
Shrimps, Fricasse of	79
Soles in Butter	63
Turbot	78
Whitefish, Broiled	78
Whitefish, Boiled	77

FOR THE SICK	369
Broth, Veal	370
Broth, Mutton	370
Beefsteak	369
Beef Tea	370
Boiled Rice	373
Bread Panama	374
Boils, Remedy for	377
Blackberry Cordial	376
Calves Foot Jelly	371
Chicken Jelly	373
Cup Custard	374
Chicken Panama	374
Crust Coffee	375
Dandelion Wine	378
For Children Teething	375
General Remarks	369

FOR THE SICK—Continued.

Gruel Oatmeal	370
Gruel, Egg	371
Jelly Mulled	374
Mutton Chops	369
Cough Mixture	377-378
Cough, Cure for	377
Cough, Remedy for	378
Elliman's Embrocation	378
Lemonade, Flax Seed	372
Orange Albumen	371
Hominy	372
Porridge, Milk	371
Porridge, Arrowroot Milk..	372
Powder for Children..	375
Poultices	376
Remedial Qualities of Fruits..	379
Ringworm, Cure For.....	377
Slippery Elm Tea.....	372-375
Soap Liniment..	378
Toast, Soft	373
Toast, Egg	373
Toast, Oyster	374
Toast Water	375
Tonic	377

HOW TO CARVE

17

HOUSEKEEPER'S TIME-

TABLE.....

24

INDEX.....

397

MEATS.....

A Dainty Dish	81
American Fritters	97
Beef Loaf..	104
Beef, Roast.....	84
Beef, Patty	91
Beef, Roast, Baked, Cold.....	89
Beef, Roulandes of	87
Beef, Croquettes	86
Beef, Browned, Mince of.....	85
Beef, Breakfast Dish of.....	85
Beef Cakes.....	85
Beef Olives	88
Beef Stew	377
Beef, Hunters'.....	97
Brains, Boiled	87
Chops, Breaded	95
Dutch Stew	92
Forcemeat for Veal	371
Frozen Meats, Thawing	83
General Remarks	81
Ham, Boiled, Virginia Style..	97
Ham Pie.....	93
Ham, Stuffed.....	102
Ham, Boiled.....	102
Ham, Baked.....	103
Ham, To Glaze.....	104
Hash, Corned Beef	103
Head Cheese	354
Irish Stew	96
Keep Meat From Flies, To....	83
Kidney Berlin	351
Kidneys, Deviled.....	98-104

MEATS—Continued.

Kidneys, Stewed With Wine..	98
Kidneys, With Bacon	99
Kidneys, Toasted	99
Kidneys, Stuffed	99
Lamb, Roast Leg of.....	95
Lamb, Roast Shoulder of.....	93
Lamb, Broiled	89
Lamb, Minced, With Poached Eggs.....	86
Lamb, Stewed Breast of.....	86
Lamb, Braised Breast of.....	94
Lamb Haricot	350
Lamb Chops	94
Lamb, Stewed, and Green Peas	95
Liver and Mushrooms	98
Mutton, Boiled	95
Mutton, Broiled.....	89
Mutton Chops, Stuffed.....	95
Mutton Chops.....	94
Mutton, Stuffed Leg of.....	94
Mutton, Curried	90
Ox Tails, Stewed.....	91
Pork, Roast.....	100
Pork Chops	100
Pork Steaks and Tenderloins	101
Pork, Spare Rib	101
Pork and Beans, Boston style	100
Pork Pot Pie.....	101
Pork Pie, Yorkshire.....	101
Paste De Veau.....	92
Ris de Veau a cas Supreme..	104
Steak, Broiled	85
Steak, Stewed, and Macaroni	88
Steak, Smyra.....	89
Savory Grill.....	90
Sweet Breads	357
Sweetbreads for Timbles..	92
Sweetbreads, Mayonnaise of..	115
Sweet Breads, Breaded	357
Swiss Pates.....	89
Timble Batter	92
Tongue, To Glaze	104
Veal Pie.....	93
Veal, Blanquette of	91
Veal Patty	91-104
Veal Chevreux.....	90
Veal, Galantine of	358
Veal, Shape.....	88
Veal, Jellied	98
Yorkshire Pudding	84

MISCELLANEOUS

Apples, Ginger.....	345
Apples, Baked	345
Apple Stuffing	345
Alexandra Rolls.....	356
Bouchees a la Reine.....	348
Batter of Timbales.....	348
Cold Savory	348
Canope de Luxe	356
Dinner Engagements	359
Decorations For a Hot Day..	360
Fried Foods	359

MISCELLANEOUS—Continued.

Furniture Polish..	356
Fancy Cooking..	361
Horseradish Sauce ..	348
Hot Tartare Sauce ..	345
How to Stone Olives.....	360
How To Cut Bacon.....	361
How To Wash Dishes.....	361
Hungry Boys' Lunch.....	346
Lemon Cheese..	353
Laplands for Breakfast ..	346
Leeks ..	345
Kidgrie, or Dry Curry	358
Maple Mousse..	351
Mousse	351
Macaroni and Cheese	354
Poached Apricots	349
Plain Rice Cake ..	357
Peach Melba ..	359
Polish for Morocco Furniture	361
Salted Almonds ..	346
Spachetti ..	347
Scotch Haggis ..	359
Stove Polish ..	361
Savory ..	349
Things To Remember.....	332
Timbale de Volaille.....	350

PAstry, PIES, AND TARTS. 209

Apple Pie, Plain ..	215
Apple Tarts ..	214
Apricot Tarts ..	214
Berry Tarts ..	214
Cream Pie ..	213-216
Cocoonut Pie ..	217
Cranberry Pie ..	217
Cream Puffs ..	219
Cheese Tartlets ..	220
Cheese Pie ..	220
General Remarks ..	209
Icing for Pastry ..	211
Lemon Pie ..	211-212
Lemon Filling for Tarts ..	212
Lemon Filling for Cakes ..	212
Lemon Filling for Pie ..	219
Lent Pie ..	217
Mince Meat, for Pies ..	212-219
Mince Meat, Old Country ..	213
Martha Washington's Pie ..	214
Mince Meat, with Beef ..	218
Mince Meat, Without Beef.....	218
Mince Meat, 1812 ..	218
Orange Pie ..	215
Pastry, Plain, for Pies ..	210
Pastry, for Tarts ..	210
Pastry, for Open Pies ..	210
Pancakes ..	213-217
Pie Crust ..	213-219
Plum Tart ..	214
Pumpkin Pie ..	216
Pumpkin Pie, Waldorf ..	220
Sweet Potato Custard Pie ..	212

PICKLES.....	289
Chutney ..	289-290-296-300

PICKLES—Continued.

Chutney, Tomato	290
Chutney, Bengal ..	291-299
Catsup, Grape ..	294-300
Catsup, Crab Apple ..	292
Catsup, Tomato ..	290
Catsup, Mustard ..	294
Chow-chow ..	293-297
Currants, Spiced ..	298
Grapes, Spiced ..	292-295
General Remarks ..	289
Lemons, To Pickle ..	296
Mustard, Dressing ..	299
Mustard, Tomato ..	295-291
Pickled Crab Apple ..	291
Pickled Mushrooms ..	291
Pickled Peaches ..	295
Pickles, Yellow ..	292-299
Pickles, French ..	293
Pickles, Mustard ..	293-298
Pickles, Sweet Tomato ..	297
Pickles, Green Cucumber ..	297
Pickles, Cherry ..	298
Pickles, India ..	298
Pickles, Lemon ..	299
Sauce, Chili ..	290-295-297
Sauce, Chili, with Celery ..	294
Sauce, Celery ..	294
Sauce, Tomato ..	296
Tomato Ripe ..	296

POULTRY AND GAME..... 105

Beginn's Curry ..	134
Chicken, Roasted ..	110
Chicken, Boned, Roasted ..	108
Chicken, Jellied, Boned ..	108
Chicken, Braised, Boned ..	108
Chicken, Broiled.....	111
Chicken, Fondu of.....	123
Chicken, Braised ..	112
Chicken, Broiled ..	112
Chicken, Creamed ..	134
Chicken, Fricassee ..	112
Chicken, Fried.....	113
Chicken, Stuffed.....	113
Chicken, Broiled, on Toast.....	117
Chicken, Curried.....	117
Chicken Pot Pie.....	118-119
Chicken, Stewed, With Biscuit	119
Chicken, Celeried.....	120
Chicken Saute.....	155
Chicken, Smothered.....	120
Chicken, Maryland ..	120
Chicken Croquettes.....	120-121-122
Chicken, Creamed.....	122
Chicken Jelly ..	122
Dressing for Fowls ..	107
Ducklings, Roast ..	124
Duck, Savory.....	114
Duck, Stewed.....	123
Duck, Braised ..	123
Duck, Roast.....	123
Duck, Salmi of.....	124
Duck, Canvasback Broiled.....	125
Duck, Redhead, Broiled.....	125

POULTRY, Etc.—Continued.

Duck, Canvasback, Roasted ..	125
Duck, Redhead, Roasted.....	125
Duck, Ragout of, and Green Peas.....	125
Foremeat for Stuffing Boned Fowls.....	109
Fowl Dressing ..	134
Game Pie	354
General Remarks ..	105
Goose, Roast.....	117
Giblet, Sauce ..	111
Grilled Bones	114
Grouse, Roast.....	125
Grouse, Broiled ..	125
Grouse, Salmi of.....	126
Hare, Jugged.....	130
Hare, Roast.....	130
My Devil	133
Onion Dressing ..	357
Oyster Dressing ..	107
Oyster Stuffing ..	107
Perdrix aux Choux.....	121
Prairie Chicken, Roast	125
Partridge, Roast	127
Pigeon, Roast, Wild.....	127
Pigeon, Braised, With Mush- rooms.....	128
Pigeon Pie.....	128
Pigeon, English, Jugged ..	128
Pigeon, Curried	129
Potato Stuffing ..	134
Quail, Roast ..	126
Quail, Broiled	127
Rabbit, Roast.....	130
Rabbit, Stewed.....	129
Rabbit, Stewed	352
Stuffing for Fowls.....	107-110
Stuffing, Chestnut.....	111
Squabs, Broiled.....	128
Snipe.....	129
Small Birds ..	129
Truss a Fowl, To.....	109
Timbals ..	133
Turkey, Roast.....	106
Turkey, Gravy for.....	107
Turkey, Legs.....	113
Turkey, Scallop.....	115
Turkey, Broiled ..	115
Turkey, Hashed ..	116
Turkey, Boned.....	116
Turkey, Warméd Over ..	116
Turkey, Blanquette of.....	121
Venison, Baked Saddle of ..	131
Venison, Jellied ..	358
Venison Pie.....	132
Venison, Roast Haunch of.....	131
Venison Steak, Broiled ..	131
Woodcock ..	129

PREFACE..... III.

PRESERVES, JELLIES, ETC..	391
Apple, Leather ..	395
Apple, Butter ..	398
Bottling Whole Fruit ..	313

PRESERVES, Etc.—Continued.

Canned Pine Apple	310
Chipped Pears ..	312
Canned Fruit ..	302
General Remarks ..	301
Ginger Apple ..	308
Jam, Ripe, Gooseberry ..	308
Jam, Rhubarb, Green ..	309
Jam, Rhubarb, Red ..	309
Jam, Pear ..	311
Jam, Blackberry ..	312
Jam, Apple ..	312
Jelly, Wine ..	303
Jelly, Lemon ..	303
Jelly, Aspic ..	304
Jelly, Apple ..	304
Jelly, Fruit ..	305
Jelly, Prune ..	306-314
Jelly, Grape ..	306
Jelly, Tomato ..	310
Jelly, Pear ..	310
Jelly, Pine Apple ..	310
Jelly, Strawberry ..	313-314
Marmalade, Orange,	304-306-307-309-313
Marmalade, Simple Recipe ..	306
Marmalade, Pear ..	307
Marmalade, Quince ..	307
Marmalade, Scotch ..	311
Marmalade, Royal ..	312
Marmalade, Red Currant ..	313
Peach, Leather ..	305
Prune, Shape ..	307
Preserve Fruit, whole, with- out Sugar ..	311
Quince, Leather ..	305

PUDDINGS AND SAUCES .. 163

Ada Ford's.....	188
Austrian ..	185
Agra.....	184
Almond, Hot.....	179
Almond, Cold.....	179
Apple, Swiss.....	184
Apple, Charlotte.....	183
Apple, Baked.....	183
Apple, Meringue ..	182
Apple Fritter ..	184
Apple Souffle ..	183
Arrat.....	177
Arrowroot Charlotte.....	185
Arrowroot Creams ..	185
Brown.....	174-181
Blueberry.....	169
Banana ..	191
Batter, English Boiled ..	169
Bachelor's.....	186
Baking ..	186
Bread Fritters ..	185
Bread and Butter ..	175-176
Bread and Butter, Boiled.....	186
Bon Accord ..	176
Brentwood.....	190
Currants, To Clean.....	165

PUDDINGS, Etc.—Continued

Cold Fruit	166
Cottage	163
Caramel.....	166-168-171
Caramel, Sauce for.....	171
Cheese.....	167-177
Carrot.....	176-186
Chocolate Sponge	167
Carita.....	168
Cracker.....	170
Cake.....	173
Cream Sponge	177
Cold.....	182
Caramel Custard.....	187
Dumpling, Rice and Apple.....	174
Date	176
Derbyshire	178
Fig.....	168-172-181
Fruit.....	187
Fig, Smothered.....	188
Ginger, plain	189
Ginger.....	173
General Remarks	163
Ice.....	175
Jelly.....	178
Lemon Tapioca.....	178
La Parisienne.....	179
Lemon.....	179
Marmalade	166-181
Macaroni	175
Madeira.....	168
Macy's.....	190
Orange	178
Plum.....	166-172-174-189
Paradise.....	167
Plum, John Bull's Own.....	169
Prune.....	169-188
Polka	172
Plum, Cheap.....	173-187
Pineapple and Tapioca.....	177
Patterdale.....	177
Plum, Plain	180
Raisins, To Stone.....	166
Roly Poly, Steamed.....	180
Raisin Puff.....	191
Syrup from Orange Peel.....	171
Suet, Baked.....	173
Sponge	174-181-186-190
Sago, Steamed	181
Suet, Steamed	187
Suet, To Chop.....	165
Sauce, Cream	170
Sauce, Chocolate	171
Sauce, Hot Chocolate.....	170
Sauce for a Pudding.....	169-170-171
Sauce, Foam	171-189
Sauce, Creamy	173
Tapioca, Fruit	172
Tapioca and Pineapple	177
Tapioca, Lemon	178
Wheat Fig.....	174
Yorkshire	176-187
Xmas Plum, English.....	180
Xmas Glenedyth.....	189
Xmas.....	188

SALADS AND DRESSINGS.. .279

Beet Salad	253
Mayonnaise.....	280-284-285-287
Mayonnaise Sauce	281
Orange Salad	256
Salad, Winter	279
Salad Dressing.....	279-280-281-282-284-285-287-288
Salad, Without Oil.....	282
Salad, A Delicious	279
Salad, Pineapple	279
Salad, Russian	280
Salad, Lobster	280
Salad, Chicken	281
Salad, Oyster	282-288
Salad, Tomato.....	282
Salad Dressing, Boiled	283
Salad, Potato	283
Salad, Cabbage and Celery.....	283
Salad, Celery	283
Salad, Sardine	284
Salad, Egg	285
Salad, Sweet Bread	285
Salad, Nut.....	285
Salad, Fruit	285
Salad, Normandy.....	286
Salad, Orange and Walnut.....	286
Salad, Sweet Potato	286
Salad, Bean	287
Salad, Chiffonade.....	288
Salad, Waldorf.....	288
Salad Dressing for Fruit.....	284

SANDWICHES	271
Chicken Sandwiches	271
Cheese and Honey	265
Cheese and Mustard	266
Cheese Sandwiches	272
Cream-Cheese Sandwiches	273
Celery and Cheese	268
Celery Sandwiches	274
Crimson	266
Cress Sandwiches	274
East Lawn Oyster	266
Egg Sandwiches	272
General Remarks	265
Green	267
Habitant	268
Ham and Chutney	265
Ham Sandwiches	271
Ham Sandwiches, Plain	271
Jam	267
Lettuce	266
Lettuce Sandwiches	274
Mushroom Sandwiches	272
Olive	266
Pignaut Sandwiches	273
Peanut Sandwiches	274
Raw Beef	268
Salmon	267
Sardine Sandwiches	271
Savory	266
Savory Sandwiches	273
Smart	267

SANDWICHES—Continued.

Swiss Cheese	368
Toast	367
Tongue Sandwiches	273
Walnut	368
Watercress Sandwiches	272
Yellow	367

SOUPS.....

Asparagus, Cream of	35
Barley, Cream of.....	42
Barley Broth	46
Brown Soup, Clear	44
Bean Soup.....	38-49
Broth, Made Quickly	91
Carrot Soup.....	37
Clam Soup, Mock	38
Clear Soup	40
Chicken Broth.....	43-51
Chicken and Corn Broth.....	43
Corn Chowder.....	46
Cauliflower Broth	45
Chicken Soup, Plain.....	48
Calf's Head Soup.....	51
Clam Soup.....	52
Consomme	52
Celery, Cream of	54-56
Duchess Soup	53
Dahl Soup.....	56
Giblet Soup.....	40-47
Gumbo Soup	41
Herbs Used in Soup.....	33
Highlanders' Delight	41
Kidney Soup.....	36-38
Lettuce, Cream of.....	45
Liver Soup	47
Marrowball Soup.....	42
Mulligatawny Soup	48
Mutton Broth.....	51
Mock Turtle Soup	51
Mock Turtle.....	316
Mushroom Soup	55
Onion Soup	49
Old Hare Soup.....	48
Oyster, Cream of	50
Oyster Soup	52
Oyster Soup	317
Ox Tail Soup	53
Onion Soup	55
Pea Green Soup	37
Potato Soup	38-53
Pea Split Soup	49
Peanut Soup	54
Potato Milk Soup	54
Quenelles for Clear Soup	35
Rabbit Soup	48
Stock	34
Stock, White	34
Stock, to Clarify	35
Stock, Brown	35
Salmon Soup	39
Summer Soup	41
Squash and Goose Bone Soup	42
Spaghetti Soup	44
Sorrel, Cream of	45
Scotch Broth	45-55

SOUPS—Continued.

Tomato Bouillon	37
Tomato, Cream of.....	349
Turkish Soup	39
Tripe Soup	39
Tomato Soup	39-40
Tapioca Soup	44
Turnip Soup	45
Tomato Puree	49
Tomato Bisque Soup	54
Vegetable used in Soup	33
Vegetable Soup	49
Vegetable Puree	50
Vermicelli Soup	44
Veal Soup	55
White Soup	36

TOAST

American Toast	269
Cream Toast	270
Creamed Oysters on Toast.....	270
French Toast	270
Ham Toast	270
Milk Toast	270
Nuns' Toast	270

TOILET RECIPES.....

Bay Rum	381
Cosmetic Balm.....	381
Cream of Lilies.....	381
Cream of Roses	382
Cold Cream.....	382
Cologne Water.....	381
Dandruff, For.....	383
Eyebrows, Dye.....	384
Hair Tonic.....	382
Hair Invigorator	383
Hair Dye	383
Hair Wash.....	384
Hair on the Brows, To In- crease.....	384
Jockey Club Bouquet	381
Lavender Water.....	381
Lip Salve.....	382
Ox Marrow Pomade	384
Pot Pourri	382
Rose Water	381
Shampoo.....	384

VEGETABLES

Apple Fritters	146
Artichokes, Boiled	161
Asparagus Tips	136-144
Asparagus, Boiled	142
Asparagus a la Vinaigrette.....	143
Asparagus, Scalloped	144
Asparagus Pates	144
Bananas	146
Banana Croquettes	161
Bananas, Fried	161
Beans, Lima.....	136-153
Beans, Lima, Stewed.....	153
Beans, Kidney	154
Beans, Kidney, a la Lyon- nalse	154
Beets, Young, Boiled	142

VEGETABLES—Continued.

Beets, Old, Boiled ..	143
Beet Tops ..	143
Cabbage, Ways of Cooking...	142
Carrots, Young, Creamed ..	158
Carrots, Young, a la Parisienne	158
Carrots, Stewed	158
Cauliflower au Gratin	145-162
Cauliflower, Boiled	154
Cauliflower, Boiled, with Tomato Sauce	155
Cauliflower, Pariseau Style.....	155
Cauliflower, Stewed	155
Cauliflower, Baked ..	155
Celery, Savory	162
Celery, Creamed	162
Corn Fritters	146-146-148-149
Corn, Canned ..	148
Corn and Tomatoes, Stewed..	148
Corn, Stewed	147
Corn, Boiled	147
Egg-plant, Fried	157
Egg-plant, Boiled	157
General Remarks	135
Onions, Creamed	141
Onions, Baked	145
Onions, Bermuda, Stuffed ..	145
Onion Souffle	147
Onion Fritters	149
Oyster Plant, Baked	146
Oyster Plant (see Salsify)	
Parsnips, Buttered	160
Parsnip Cake	160
Parsnips, Creamed	160
Potato Rice	136
Potatoes, Baked	136
Potatoes, Lyonnaise ..	138
Potatoes, Fried	138
Potatoes, Saratoga	139
Potatoes, Puffed or Souffle..	139
Potato Rissoles	141
Potatoes, Fried Balls and Straws	139
Potatoes, Sweet, Puree	139

VEGETABLES—Continued.

Potatoes, Sweet, Browned ...	140
Potatoes, Sweet, Baked	140
Potatoes, Sweet	140
Peas, Green	152
Peas, Canned	152
Peas, Puree of, Green	152
Peas, Plain Puree of, Green..	153
Peas, Green, Pancakes	153
Peas, Black-eyed	154
Peppers, Sweet, Stuffed	159
Peppers, Sweet, Fried	158
Peppers, Green, Stuffed	146
Rice Croquettes ..	141
Rice, Boiled	145
Salsify	147
Salsify Fritters	159
Salsify, Stewed ..	159
Spinach, Souffle	142-156
Spinach, French ..	155
Spinach, Boiled, Plain	156
Succotash	148
Squash, Boiled	156
Squash Fritters	157
Squash, Baked ..	157
Tomatoes, Stewed	126-149
Tomatoes, Scalloped	157-159
Tomatoes, Stuffed	157
Tomatoes, Roasted	157-158
Tomatoes, Boiled	138
Tomato, Pilaff	140
Tomato, Butter	144
Tomatoes and Cheese	145
Tomatoes au Gratin	149
Tomatoes, Broiled with Sauce	150
Tomatoes, Baked	151
Tomatoes, Fried in Batter ..	151
Tomatoes, Fried, Plain ..	151
Tomatoes, Deviled	151
Tomatoes, East Indian,	
Ragout of	152
Tomatoes, on Toast	162
Turnips, Young, Stewed	161
Turnips, a la Creme	141

WEIGHTS AND MEASURES .. 21

The Baker 76334.

REMARKS.

Chocolate Roll -

3 eggs -

3 tablespoons King Sugar

2 $\frac{1}{2}$ " Cocoa

beat eggs separately

mix yolks + sugar then
add cocoa + beat

whites of 3 eggs -

bake 8 min in 9 inch
oven over 300 - turn off

heat when you put it in
turn out on damp cloth

spread with whipped
cream - roll