

1.8
2.0
2.2
2.5
2.8
3.2
3.6
3.9
4.2

**CIHM/ICMH
Microfiche
Series.**

**CIHM/ICMH
Collection de
microfiches.**



Canadian Institute for Historical Microreproductions / Institut canadien de microreproductions historiques

1.8
2.0
2.2
2.5
2.8
3.2
3.6
3.9
4.2

© 1985

Technical and Bibliographic Notes/Notes techniques et bibliographiques

The Institute has attempted to obtain the best original copy available for filming. Features of this copy which may be bibliographically unique, which may alter any of the images in the reproduction, or which may significantly change the usual method of filming, are checked below.

L'institut a microfilmé le meilleur exemplaire qu'il lui a été possible de se procurer. Les détails de cet exemplaire qui sont peut-être uniques du point de vue bibliographique, qui peuvent modifier une image reproduite, ou qui peuvent exiger une modification dans la méthode normale de filmage sont indiqués ci-dessous.

- | | |
|--|--|
| <input type="checkbox"/> Coloured covers/ Couverture de couleur | <input checked="" type="checkbox"/> Coloured pages/ Pages de couleur |
| <input type="checkbox"/> Covers damaged/ Couverture endommagée | <input type="checkbox"/> Pages damaged/ Pages endommagées |
| <input type="checkbox"/> Covers restored and/or laminated/ Couverture restaurée et/ou pelliculée | <input type="checkbox"/> Pages restored and/or laminated/ Pages restaurées et/ou pelliculées |
| <input type="checkbox"/> Cover title missing/ Le titre de couverture manque | <input checked="" type="checkbox"/> Pages discoloured, stained or foxed/ Pages décolorées, tachetées ou piquées |
| <input type="checkbox"/> Coloured maps/ Cartes géographiques en couleur | <input type="checkbox"/> Pages detached/ Pages détachées |
| <input type="checkbox"/> Coloured ink (i.e. other than blue or black)/ Encre de couleur (i.e. autre que bleue ou noire) | <input checked="" type="checkbox"/> Showthrough/ Transparence |
| <input type="checkbox"/> Coloured plates and/or illustrations/ Planches et/ou illustrations en couleur | <input type="checkbox"/> Quality of print varies/ Qualité inégale de l'impression |
| <input type="checkbox"/> Bound with other material/ Relié avec d'autres documents | <input type="checkbox"/> Includes supplementary material/ Comprend du matériel supplémentaire |
| <input type="checkbox"/> Tight binding may cause shadows or distortion along interior margin/ La reliure serrée peut causer de l'ombre ou de la distortion le long de la marge intérieure | <input type="checkbox"/> Only edition available/ Seule édition disponible |
| <input type="checkbox"/> Blank leaves added during restoration may appear within the text. Whenever possible, these have been omitted from filming/ Il se peut que certaines pages blanches ajoutées lors d'une restauration apparaissent dans le texte, mais, lorsque cela était possible, ces pages n'ont pas été filmées. | <input type="checkbox"/> Pages wholly or partially obscured by errata slips, tissues, etc., have been refilmed to ensure the best possible image/ Les pages totalement ou partiellement obscurcies par un feuillet d'errata, une pelure, etc., ont été filmées à nouveau de façon à obtenir la meilleure image possible. |
| <input checked="" type="checkbox"/> Additional comments:/ Commentaires supplémentaires: | [Printed ephemera] 1 sheet (verso blank) |

This item is filmed at the reduction ratio checked below/
Ce document est filmé au taux de réduction indiqué ci-dessous.

| | | | | | |
|--------------------------|--------------------------|--------------------------|--------------------------|-------------------------------------|--------------------------|
| 10X | 14X | 18X | 22X | 26X | 30X |
| <input type="checkbox"/> | <input type="checkbox"/> | <input type="checkbox"/> | <input type="checkbox"/> | <input checked="" type="checkbox"/> | <input type="checkbox"/> |
| 12X | 16X | 20X | 24X | 28X | 32X |

The copy filmed here has been reproduced thanks to the generosity of:

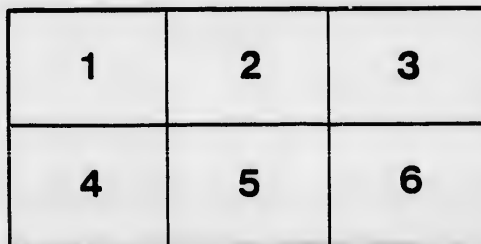
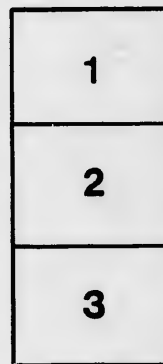

D. B. Weldon Library
University of Western Ontario
(Regional History Room)

The images appearing here are the best quality possible considering the condition and legibility of the original copy and in keeping with the filming contract specifications.

Original copies in printed paper covers are filmed beginning with the front cover and ending on the last page with a printed or illustrated impression, or the back cover when appropriate. All other original copies are filmed beginning on the first page with a printed or illustrated impression, and ending on the last page with a printed or illustrated impression.

The last recorded frame on each microfiche shall contain the symbol \rightarrow (meaning "CONTINUED"), or the symbol ∇ (meaning "END"), whichever applies.

Maps, plates, charts, etc., may be filmed at different reduction ratios. Those too large to be entirely included in one exposure are filmed beginning in the upper left hand corner, left to right and top to bottom, as many frames as required. The following diagrams illustrate the method:



L'exemplaire filmé fut reproduit grâce à la générosité de:

D. B. Weldon Library
University of Western Ontario
(Regional History Room)

Les images suivantes ont été reproduites avec le plus grand soin, compte tenu de la condition et de la netteté de l'exemplaire filmé, et en conformité avec les conditions du contrat de filmage.

Les exemplaires originaux dont la couverture en papier est imprimée sont filmés en commençant par le premier plat et en terminant soit par la dernière page qui comporte une empreinte d'impression ou d'illustration, soit par le second plat, selon le cas. Tous les autres exemplaires originaux sont filmés en commençant par la première page qui comporte une empreinte d'impression ou d'illustration et en terminant par la dernière page qui comporte une telle empreinte.

Un des symboles suivants apparaîtra sur la dernière image de chaque microfiche, selon le cas: le symbole \rightarrow signifie "A SUIVRE", le symbole ∇ signifie "FIN".

Les cartes, planches, tableaux, etc., peuvent être filmés à des taux de réduction différents. Lorsque le document est trop grand pour être reproduit en un seul cliché, il est filmé à partir de l'angle supérieur gauche, de gauche à droite, et de haut en bas, en prenant le nombre d'images nécessaire. Les diagrammes suivants illustrent la méthode.

ails
du
odifier
une
mage

rrata
to

pelure.
n à

32X

Instructions to Provincial Land Surveyor Benjamin Springery, No 214
to Survey the Boundary Line between the
10th and 11th Concessions of the Township of
London across Lots Nos 31 and 32 and establish
it by permanent stone boundaries.

SIR,

HIS EXCELLENCY the GOVERNOR-GENERAL having been pleased, on the application of the municipality of the said Township of London, to order the above-mentioned Survey to be performed in accordance with the provisions of the Provincial Statute, 12th Victoria, chapter 35, I have to instruct you to proceed to the performance thereof, without unnecessary delay.

Copies of the plans, field notes, and other documents, having reference to the boundary line are enclosed herewith for your information and guidance.

Make diligent search for, and adhere to, the lines drawn and posts planted in the original survey, or by the Boundary Commissioners.

Ascertain the bearings of the boundary line, by Astronomical observations, and note the variation of the magnetic needle at the places of observation. Enter the details of your Astronomical observations in your field book.

Verify the length of your chain previous to commencing your survey, and pay particular attention to accuracy in your measurements.

From the permanent stone monuments you place, take, where practicable, the angular bearings from the true meridian of certain remarkable fixed objects, in order that the exact position of the monuments may, at any future period, be ascertained should they happen to be displaced.

On completing your operations in the field, you will prepare plans thereof, on a scale of 4th chains to an inch, showing the positions of the permanent stone monuments you have placed, the Astronomical courses of the line and its length, also field notes and copies of the evidence of any witnesses you have examined touching the positions of the original lines or posts, or of those established by the Boundary Commissioners, with a report of survey, all in duplicate, and transmit one copy of each to this department and the other to the municipality of the said Township of London. Your field notes must be duly attested on oath.

In your contract with the municipality, the sum to be paid you for the performance of the survey must be stated, and a copy of the contract, your account and a certificate from the Township Reeve or Clerk, that you have furnished the municipality with copies of your plan, field notes, evidence of witnesses, and report of survey, must be forwarded to this department with your returns of survey.

Mount your drawing-paper on thin linen or cotton previous to drawing your plans.

I have the honor to be, SIR,

Your most obedient Servant,



Crown Lands' Department.
Quebec 28th Sept. 1852

Commissioner of Crown Lands.

A with the position and extent of any possessions or improvements affected by your survey and state in your report of survey the length of line such possession

