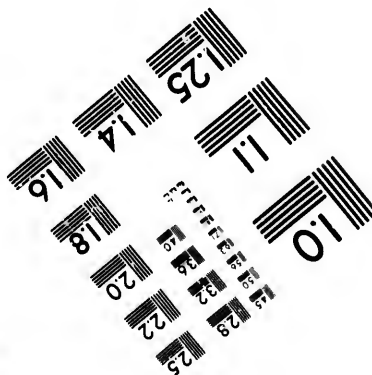
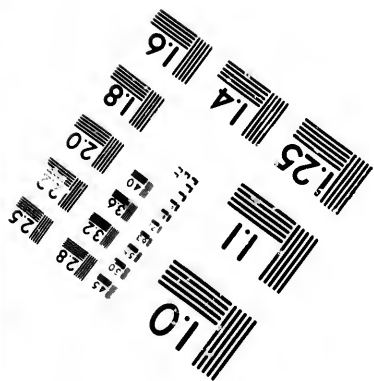




**IMAGE EVALUATION  
TEST TARGET (MT-3)**



**Photographic  
Sciences  
Corporation**

23 WEST MAIN STREET  
WEBSTER N.Y. 14560  
(716) 872-4503

24 28 25  
26 32 22  
36 20  
18

**CIHM/ICMH  
Microfiche  
Series.**

**CIHM/ICMH  
Collection de  
microfiches.**



Canadian Institute for Historical Microreproductions / Institut canadien de microreproductions historiques

11  
10  
51

**© 1982**

Technical and Bibliographic Notes/Notes techniques et bibliographiques

The Institute has attempted to obtain the best original copy available for filming. Features of this copy which may be bibliographically unique, which may alter any of the images in the reproduction, or which may significantly change the usual method of filming, are checked below.

L'Institut a microfilmé le meilleur exemplaire qu'il lui a été possible de se procurer. Les détails de cet exemplaire qui sont peut-être uniques du point de vue bibliographique, qui peuvent modifier une image reproduite, ou qui peuvent exiger une modification dans la méthode normale de filmage sont indiqués ci-dessous.

- Coloured covers/  
Couverture de couleur
- Covers damaged/  
Couverture endommagée
- Covers restored and/or laminated/  
Couverture restaurée et/ou pelliculée
- Cover title missing/  
Le titre de couverture manque
- Coloured maps/  
Cartes géographiques en couleur
- Coloured ink (i.e. other than blue or black)/  
Encre de couleur (i.e. autre que bleue ou noire)
- Coloured plates and/or illustrations/  
Planches et/ou illustrations en couleur
- Bound with other material/  
Relié avec d'autres documents
- Tight binding may cause shadows or distortion  
along interior margin/  
La reliure serrée peut causer de l'ombre ou de la  
distortion le long de la marge intérieure
- Blank leaves added during restoration may  
appear within the text. Whenever possible, these  
have been omitted from filming/  
Il se peut que certaines pages blanches ajoutées  
lors d'une restauration apparaissent dans le texte,  
mais, lorsque cela était possible, ces pages n'ont  
pas été filmées.
- Additional comments:/  
Commentaires supplémentaires:

- Coloured pages/  
Pages de couleur
- Pages damaged/  
Pages endommagées
- Pages restored and/or laminated/  
Pages restaurées et/ou pelliculées
- Pages discoloured, stained or foxed/  
Pages décolorées, tachetées ou piquées
- Pages detached/  
Pages détachées
- Showthrough/  
Transparence
- Quality of print varies/  
Qualité inégale de l'impression
- Includes supplementary material/  
Comprend du matériel supplémentaire
- Only edition available/  
Seule édition disponible
- Pages wholly or partially obscured by errata  
slips, tissues, etc., have been refilmed to  
ensure the best possible image/  
Les pages totalement ou partiellement  
obscurcies par un feuillet d'errata, une pelure,  
etc., ont été filmées à nouveau de façon à  
obtenir la meilleure image possible.

This item is filmed at the reduction ratio checked below/  
Ce document est filmé au taux de réduction indiqué ci-dessous.

10X	12X	14X	16X	18X	20X	22X	24X	26X	28X	30X	32X
						✓					

The copy filmed here has been reproduced thanks to the generosity of:

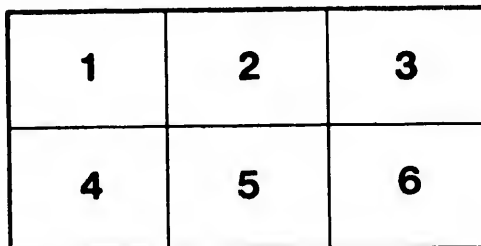
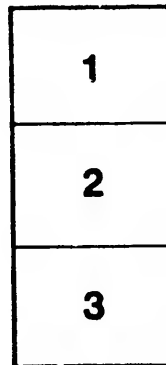

Library,  
Geological Survey of Canada

The images appearing here are the best quality possible considering the condition and legibility of the original copy and in keeping with the filming contract specifications.

Original copies in printed paper covers are filmed beginning with the front cover and ending on the last page with a printed or illustrated impression, or the back cover when appropriate. All other original copies are filmed beginning on the first page with a printed or illustrated impression, and ending on the last page with a printed or illustrated impression.

The last recorded frame on each microfiche shall contain the symbol  $\rightarrow$  (meaning "CONTINUED"), or the symbol  $\nabla$  (meaning "END"), whichever applies.

Maps, plates, charts, etc., may be filmed at different reduction ratios. Those too large to be entirely included in one exposure are filmed beginning in the upper left hand corner, left to right and top to bottom, as many frames as required. The following diagrams illustrate the method:



L'exemplaire filmé fut reproduit grâce à la générosité de:

Bibliothèque,  
Commission Géologique du Canada

Les images suivantes ont été reproduites avec le plus grand soin, compte tenu de la condition et de la netteté de l'exemplaire filmé, et en conformité avec les conditions du contrat de filmage.

Les exemplaires originaux dont la couverture en papier est imprimée sont filmés en commençant par le premier plat et en terminant soit par la dernière page qui comporte une empreinte d'impression ou d'illustration, soit par le second plat, selon le cas. Tous les autres exemplaires originaux sont filmés en commençant par la première page qui comporte une empreinte d'impression ou d'illustration et en terminant par la dernière page qui comporte une telle empreinte.

Un des symboles suivants apparaît sur la dernière image de chaque microfiche, selon le cas: le symbole  $\rightarrow$  signifie "A SUIVRE", le symbole  $\nabla$  signifie "FIN".

Les cartes, planches, tableaux, etc., peuvent être filmés à des taux de réduction différents. Lorsque le document est trop grand pour être reproduit en un seul cliché, il est filmé à partir de l'angle supérieur gauche, de gauche à droite, et de haut en bas, en prenant le nombre d'images nécessaire. Les diagrammes suivants illustrent la méthode.



SMITHSONIAN MISCELLANEOUS COLLECTIONS.

171

MONOGRAPHS

OF THE

D I P T E R A

OF

NORTH AMERICA.

PREPARED FOR THE SMITHSONIAN INSTITUTION

BY

H. LOEW.

PART II.

EDITED BY

R. OSTEN SACKEN.



WASHINGTON:  
SMITHSONIAN INSTITUTION.

JANUARY, 1864.

## ADVERTISEMENT.

---

THE present publication is the second part of a work on North American Diptera in process of preparation by Dr. H. Loew, of Meseritz, Prussia, undertaken at the especial request of the Smithsonian Institution. The materials have been derived principally from the collection of Baron R. Osten Sacken, Consul-General of Russia in New York, kindly intrusted to the author for examination.

The work will appear in monographs of genera and families, sufficient materials being on hand for illustrating particular groups only, without relation to their systematic sequence.

The Institution is under obligations to Baron Osten Sacken for superintending the translation of the work from the German manuscript, and editing it, as well as for correcting the proof-sheets.

JOSEPH HENRY,  
*Secretary S. I.*

SMITHSONIAN INSTITUTION,  
WASHINGTON, January, 1864.

PHILADELPHIA:  
COLLINS, PRINTER.

## P R E F A C E.

---

IN the present work I have attempted to give a Monograph of the North American *Dolichopodida*. The geographical area embraced in it, as well as in my former Monographs on North American Diptera, is the same which has been adopted in Baron Osten-Sacken's Catalogue, comprising Mexico and Cuba. I readily acknowledge that by adopting such a wide area for the North American fauna, we introduce many species which, properly speaking, belong to a more southern fauna. But I was induced to adopt this course as much by the circumstance that I possessed many interesting species from Mexico and Cuba, as by the advantage of conforming to the plan of the Catalogue of Osten-Sacken, and thus affording a general view of the fauna of a larger extent of country. As the order of Diptera is remarkable for the wide geographical range of the species, and as, for this reason, the limitation of local faunas is more indefinite here than in most other orders, the adoption of this somewhat arbitrary limitation of the North American entomological area cannot present anything objectionable.

For the greatest part of the materials on which my work is based, I am indebted to the liberal and disinterested assistance of my esteemed friend Baron Osten-Sacken. Some very interesting species were communicated to me by Mr. Le Baron, of Illinois. The greater number of the species from Sitka was collected by Mr. Sahlberg, and communicated to me for description by Professor Maeklin in Helsingfors; some species of the same region are in the Museum of Berlin, and were obtained, if I am not mistaken, also from Mr. Sahlberg. The study of the types of Wiedemann's Collection, very liberally lent to me for examination



by the Directors of the *Hofnaturalien Kabinet* in Vienna, afforded me information of the most valuable character.

Although the materials thus put at my disposal can be called abundant, they did not by far reach the extent which I could desire for the preparation of such a monograph. I hope, however, that new supplies will enable me soon to attempt a renewed and more thorough work on the same subject. I have to thank most cordially all those who have contributed by their collections towards the completion of this monograph, and at the same time I earnestly request all North American collectors who take any interest in the order of Diptera to favor me by similar communications. They can reach me either through the medium of the Smithsonian Institution or through Baron Osten-Sacken.

With regard to the systematic distribution, I have continued to build upon the foundation first laid by Mr. Haliday in his admirable paper on *Dolichopodidae*, contained in Walker's *Diptera Britannica*, and later developed by me in the seventh part of my "*Neue Beiträge*." To the genera, adopted and defined in those papers, I have added afterwards the genera *Plagioneurus* and *Lyroneurus*, based upon North American species. (Conf. Wien. Entom. Monatssehr. 1857, p. 37.) In the eighth fascicle of my "*Neue Beiträge*," which was a prodrome to the present work, I have further added the genera *Pelastoneurus* and *Diostracus*; the first embraces some species which formed previously a sharply limited and well characterized group within the genus *Gymnopternus*; the latter was established for a species which, by its general habitus, reminds equally of *Thioophilus* and *Aphrosylus*, but is distinguished from both by the presence of distinct hairs on the upper side of the first joint of the antennæ. In the present publication I have added the new genus *Paraclius*, which combines the neuration of the wings of *Pelastoneurus* with some characters of *Gymnopternus* and at the same time is too distinct from the species of the latter genus, to remain united with it.

Thus the number of genera, the usefulness or necessity of which I at present recognize, amounts to forty-three. After a general introduction, I give a table for their determination, and then characterize them in detail at the proper place. It will hardly be necessary for me here to attempt to correct the misapprehension

that the characters used for the construction of the table are at the same time the most important generic characters; far from such being the case, I have, but only in a few rare instances, tried to facilitate the discrimination of genera by preferring to use characters applicable only to North American species (for instance in the separation of *Gymnopternus* from the genera immediately following it).

The merit of the adopted distribution in genera has been tested and proved by the circumstance, that all the newly discovered species very easily found their proper place in it. Of course, all the genera cannot be considered as equally well established. Above all others, the distribution of the smaller species, for the most part neglected by collectors, as well as difficult to examine, still offers many obscure points. This is especially meant for the proper separation of the genera *Chrysolus* and *Dinphorus*. To escape the difficulty of defining the proper position of some North American species, showing the characters of both genera, I have been obliged to draw the line between the two in a somewhat different manner. The relation of the genus *Herceostomus* to *Gymnopternus* is likewise not very clear. A continued study of the structure of the known species and the discovery of new ones, will gradually remove this uncertainty and develop the systematic arrangement, so as to keep pace with such an increase of knowledge. I think, however, that I can give in general the positive assurance, that the location of the species described by me is a natural and not a forced one; the only exception is *Synarthrus barbatus*, in which the thumb-like projection of the second antennal joint upon the inside of the third is much smaller than in the other species of this genus. I possess this species only in a single, not well preserved specimen. As it can hardly be looked for in any other genus but this, I have deemed it more expedient to locate it provisionally here, than to found upon it a new, perhaps not justifiable genus.

I have taken pains to elucidate conscientiously the rather considerable number of species published by former authors. Unfortunately, most of these species were described without any regard to the most essential generic and specific characters, so that only in a very few cases have I been able to identify them. I have preferred not to use specific names the identification of which

was not quite certain, as this would only have increased the confusion. If the identity of one or the other of the species published by me, with a previously described one, should be satisfactorily proved, I will always be ready to grant to the older name the priority over mine.

H. LOEW.

MESSERTZ, July 1, 1862.

REMARKS.—I have a few words to add respecting the translation of this work, which was done under my care. The terminology used has throughout been that adopted in the first volume of these "Monographs." The term *antennal bristle* alone has been replaced by the shorter one, *arista*, used by English writers. It will perhaps not be amiss also to explain the sense of the terms *fore* and *hind* and their difference from *anterior* and *posterior* when applied to the feet or parts of the feet.

By *fore feet* (*coxae, femora, tibiae* and *tarsi*), corresponding to the German *vorderste Beine* and the Latin *pedes antici*, is meant the *first pair of feet* (or *coxae, etc.*).

By *anterior feet* (corresponding to *vorderen Beine, pedes anteriores*), the *two first pairs* are to be understood. In this case, however, in order to avoid all possible misunderstanding, Mr. Loew has almost always used the expression "*the four anterior feet*," which was retained in the translation.

The same rule applies to *hind* (*hinterste, postici*) as indicating the last pair, and *posterior* (*hinter-, posteriores*) meaning the two last pairs.

OSTEN SACKEN.

## TABLE OF CONTENTS.

### VI. ON THE NORTH AMERICAN DOLICHOPODIDÆ.

		PAGE
Preface . . . . .		iii
Introduction . . . . .		1
Table for the determination of the Genera . . . . .		11
Table for the systematic arrangement of the Genera . . . . .		14
PAGE		
Gen. I. HYDROCELESTIUS . . . . .	17	
1. <i>latipes</i> <i>Lw.</i> ♂.♀ . . . . .	17	
Gen. II. DOLICHOPEUS . . . . .	18	
1. <i>gratus</i> <i>Lw.</i> ♂ . . . . .	29	
2. <i>laticornis</i> <i>Lw.</i> ♂ . . . . .	29	
3. <i>setifer</i> <i>Lw.</i> ♂ . . . . .	30	
4. <i>albiciliatus</i> <i>Lw.</i> ♀ . . . . .	31	
5. <i>xanthocephalus</i> , n. s. ♂.♀ . . . . .	31	
6. <i>tetricus</i> , nov. sp. ♂.♀ . . . . .	33	
7. <i>acuminatus</i> <i>Lw.</i> ♂.♀ . . . . .	34	
8. <i>ovatus</i> <i>Lw.</i> ♂ . . . . .	35	
9. <i>pachycephalus</i> <i>Lw.</i> ♂.♀ . . . . .	35	
10. <i>brevipennis</i> <i>Meig.</i> ♂.♀ . . . . .	37	
11. <i>longimanus</i> <i>Lw.</i> ♂.♀ . . . . .	38	
12. <i>brevimanus</i> <i>Lw.</i> ♂ . . . . .	39	
13. <i>soeius</i> <i>Lw.</i> ♂ . . . . .	40	
14. <i>mundus</i> , nov. sp. ♂.♀ . . . . .	41	
15. <i>subciliatus</i> , nov. sp. ♂ . . . . .	42	
16. <i>splendidus</i> <i>Lw.</i> ♂ . . . . .	44	
17. <i>batillifer</i> <i>Lw.</i> ♂.♀ . . . . .	45	
18. <i>eudactylus</i> <i>Lw.</i> ♂.♀ . . . . .	46	
19. <i>tonsus</i> <i>Lw.</i> ♂.♀ . . . . .	47	
20. <i>tener</i> <i>Lw.</i> ♂ . . . . .	49	
21. <i>variabilis</i> <i>Lw.</i> ♂.♀ . . . . .	50	
22. <i>luteipennis</i> <i>Lw.</i> ♂ . . . . .	51	
23. <i>ramifer</i> <i>Lw.</i> ♂.♀ . . . . .	52	
24. <i>bifRACTUS</i> <i>Lw.</i> ♂.♀ . . . . .	53	
25. <i>vittatus</i> <i>Lw.</i> ♂ . . . . .	55	
26. <i>cuprinus</i> <i>Wied.</i> ♂.♀ . . . . .	55	
27. <i>longipennis</i> <i>Lw.</i> ♂.♀ . . . . .	57	
28. <i>hastatus</i> , nov. sp. ♂.♀ . . . . .	59	
29. <i>plumipes</i> <i>Scop.</i> ♂.♀ . . . . .	60	
30. <i>fulvipes</i> <i>Lw.</i> ♂ . . . . .	61	
31. <i>sexarticulatus</i> , n. s. ♂ . . . . .	62	
32. <i>ruficornis</i> <i>Lw.</i> ♂ . . . . .	63	
33. <i>scapularis</i> <i>Lw.</i> ♂.♀ . . . . .	64	
34. <i>funditor</i> <i>Lw.</i> ♂.♀ . . . . .	66	
35. <i>chrysostomus</i> <i>Lw.</i> ♂ . . . . .	67	
36. <i>præustus</i> <i>Lw.</i> ♂ . . . . .	68	
37. <i>comatus</i> <i>Lw.</i> ♂.♀ . . . . .	69	
38. <i>scoparius</i> <i>Lw.</i> ♂ . . . . .	70	
39. <i>discifer</i> <i>Stamm.</i> ♂.♀ . . . . .	71	
40. <i>lobatus</i> <i>Lw.</i> ♂ . . . . .	72	
41. <i>setosus</i> <i>Lw.</i> ♂ . . . . .	73	
42. <i>incisuralis</i> <i>Lw.</i> ♂.♀ . . . . .	74	
Gen. III. GYMSOPTERUS . . . . .	75	
1. <i>flavus</i> <i>Lw.</i> ♂.♀ . . . . .	80	
2. <i>subulatus</i> <i>Lw.</i> ♂ . . . . .	80	
3. <i>scotias</i> <i>Lw.</i> ♂.♀ . . . . .	81	
4. <i>barbatulus</i> <i>Lw.</i> ♂.♀ . . . . .	82	
5. <i>tristis</i> , nov. sp. ♂.♀ . . . . .	83	
6. <i>exilis</i> <i>Lw.</i> ♂ . . . . .	84	

	PAGE		PAGE
7. spectabilis <i>Lw.</i> ♀ . . .	85	Gen. XII. DIOTRACUS . . .	120
8. albiceps <i>Lw.</i> ♀ . . .	85	1. prasinus <i>Lw.</i> ♂, ♀ . . .	121
9. subdilatus <i>Lw.</i> ♂ . . .	86	Gen. XIII. ANEPTIS . . .	123
10. hevigatus <i>Lw.</i> ♂ . . .	87	Gen. XIV. ARGYRA . . .	123
11. frequens <i>Lw.</i> ♂, ♀ . . .	88	1. albicans <i>Lw.</i> ♂, ♀ . . .	125
12. limifer <i>Lw.</i> ♂ . . .	89	2. nigripes, nov. sp. ♂ . . .	127
13. limbiatus <i>Lw.</i> ♂ . . .	89	3. albiventris, nov. sp. ♂ . . .	128
14. despicatus <i>Lw.</i> ♂ . . .	90	4. minuta <i>Lw.</i> ♂ . . .	129
15. difficilis <i>Lw.</i> ♂ . . .	91	5. calcitrans <i>Lw.</i> ♂ . . .	130
16. nigribarbus <i>Lw.</i> ♀ . . .	91	6. calcata <i>Lw.</i> ♀ . . .	131
17. parvicornis <i>Lw.</i> ♂ . . .	92	7. cylindrica, nov. sp. ♂ . . .	132
18. opacus <i>Lw.</i> ♂ . . .	93	Gen. XV. SYSTOMON . . .	133
19. politus <i>Lw.</i> ♀ . . .	94	Gen. XVI. SYNARTHUS . . .	134
20. debilis <i>Lw.</i> ♂, ♀ . . .	95	1. palmaris, nov. sp. ♂, ♀ . . .	135
21. crassicauda <i>Lw.</i> ♂, ♀ . . .	95	2. cinereiventris <i>Lw.</i> ♀ . . .	137
22. minutus <i>Lw.</i> ♂ . . .	96	3. barbatus <i>Lw.</i> ♂ . . .	138
23. ventralis <i>Lw.</i> ♂ . . .	97	Gen. XVII. SYSTENS . . .	139
Gen. IV. PARACLIUS . . .	97	Gen. XVIII. RHAPHIUM . . .	140
1. arcuatus <i>Lw.</i> ♀ . . .	101	1. lugubre <i>Lw.</i> ♀ . . .	141
2. albonotatus, n. s. ♂, ♀ . . .	102	Gen. XIX. XIPHANDRUM . . .	141
Gen. V. PELASTONEGUS . . .	103	Gen. XX. PORPHYROPS . . .	143
1. longicauda <i>Lw.</i> ♂ . . .	104	1. melampus <i>Lw.</i> ♂, ♀ . . .	144
2. lugubris <i>Lw.</i> ♀ . . .	105	2. nigricoxa <i>Lw.</i> ♀ . . .	145
3. latus <i>Lw.</i> ♂ . . .	106	3. fumipennis <i>Lw.</i> ♀ . . .	146
4. vagans <i>Lw.</i> ♂, ♀ . . .	107	4. rotundiceps <i>Lw.</i> ♂ . . .	146
5. cognatus <i>Lw.</i> ♀ . . .	109	Gen. XXI. SMILOTUS . . .	147
Gen. VI. TACHYTRICHUS . . .	109	Gen. XXII. APHROSYLUS . . .	148
1. mocchus <i>Lw.</i> ♂, ♀ . . .	110	Gen. XXIII. THINOPHILUS . . .	148
2. vorax <i>Lw.</i> ♂, ♀ . . .	112	Gen. XXIV. PEODES . . .	149
3. angustipennis <i>Lw.</i> ♂ . . .	113	Gen. XXV. NEMATOPROCTES . . .	150
Gen. VII. ORTHOCHELE . . .	114		
Gen. VIII. SYDISTROMA . . .	115		
Gen. IX. HERCOSTOMUS . . .	116		
1. unicolor, nov. sp. ♂ . . .	117		
Gen. X. HYPOPHYLUS . . .	118		
Gen. XI. HALTERICERUS . . .	119		

	PAGE		PAGE
Gen. XXVI. LEUCOSTOLA . . . . .	151	Gen. XXXV. LIANCALUS . . . . .	198
1. cingulata <i>Lw.</i> ♂ . . . . .	152	1. genualis <i>Lw.</i> ♂. ♀ . . . . .	199
Gen. XXVII. EUTARSUS . . . . .	153	Gen. XXXVI. SCSELLUS . . . . .	200
1. eques, nov. sp. ♂ . . . . .	154	1. exustus <i>Walk.</i> ♂. ♀ . . . . .	202
Gen. XXVIII. DIAPHORUS . . . . .	156	2. spinimanus <i>Zett.</i> ♂. ♀ . . . . .	204
1. opacus <i>Lw.</i> ♂ . . . . .	160	3. avidus, nov. sp. ♂ . . . . .	207
2. mundus <i>Lw.</i> ♂. ♀ . . . . .	161	4. flifer, nov. sp. ♂ . . . . .	209
3. spectabilis <i>Lw.</i> ♂ . . . . .	162	Gen. XXXVII. HYDROPHORUS . . . . .	211
4. sodalis <i>Lw.</i> ♂. ♀ . . . . .	163	1. innotatus, nov. sp. ♂. ♀ . . . . .	212
5. lamellatus, nov. sp. ♂ . . . . .	165	2. pirata <i>Lw.</i> ♀ . . . . .	214
6. leucostomus <i>Lw.</i> ♂. ♀ . . . . .	166	3. parvus <i>Lw.</i> ♂ . . . . .	216
7. interruptus <i>Lw.</i> ♂ . . . . .	168	Gen. XXXVIII. ACHALCUS . . . . .	217
Gen. XXIX. LYROGNEPHUS . . . . .	169	Gen. XXXIX. MEDETERUS . . . . .	218
1. cerulescens <i>Lw.</i> ♂ . . . . .	170	1. nigripes <i>Lw.</i> ♀ . . . . .	218
Gen. XXX. CHRYSOTUS . . . . .	171	2. veles <i>Lw.</i> ♂ . . . . .	219
1. cornutus, nov. sp. ♂ . . . . .	174	Gen. XL. CHRYSOTIMES . . . . .	220
2. longimanus <i>Lw.</i> ♂ . . . . .	175	1. pusio <i>Lw.</i> ♀ . . . . .	221
3. validus <i>Lw.</i> ♀ . . . . .	175	2. delicatus <i>Lw.</i> ♀ . . . . .	222
4. obliquus <i>Lw.</i> ♂. ♀ . . . . .	176	Gen. XLI. XANTHOCHLORUS . . . . .	223
5. affinis <i>Lw.</i> ♂. ♀ . . . . .	178	1. helvinus <i>Lw.</i> ♀ . . . . .	224
6. vividus, nov. sp. ♂ . . . . .	178	Gen. XLII. SACROPSUS . . . . .	224
7. costalis <i>Lw.</i> ♂. ♀ . . . . .	179	1. dimidiatus <i>Lw.</i> ♂ . . . . .	225
8. subcostatus, nov. sp. ♂ . . . . .	181	2. rubellus <i>Lw.</i> ♀ . . . . .	226
9. discolor <i>Lw.</i> ♂. ♀ . . . . .	182	3. superbiens <i>Lw.</i> ♂. ♀ . . . . .	227
10. auratus <i>Lw.</i> ♀ . . . . .	183	4. tenuis, nov. sp. ♀ . . . . .	228
11. pallipes <i>Lw.</i> ♂. ♀ . . . . .	183	Gen. XLIII. PSILORUS . . . . .	229
12. picticornis, nov. sp. ♂ . . . . .	184	diffusus <i>Wied.</i> ♂. ♀ . . . . .	235
Gen. XXXI. TEUCHOPHORUS . . . . .	185	guttula <i>Wied.</i> ♂. ♀ . . . . .	237
Gen. XXXII. SYMPYCNUS . . . . .	185	1. dimidiatus <i>Lw.</i> ♂ . . . . .	246
1. tertianus, nov. sp. ♂. ♀ . . . . .	187	2. siphon <i>Say</i> , ♂. ♀ . . . . .	247
2. frontalis <i>Lw.</i> ♂. ♀ . . . . .	188	3. scaber <i>Lw.</i> ♂ . . . . .	250
3. lineatus <i>Lw.</i> ♂. ♀ . . . . .	189	4. patibulatus <i>Say</i> , ♂. ♀ . . . . .	251
4. nodatus <i>Lw.</i> ♂. ♀ . . . . .	191	5. melampus <i>Lw.</i> ♂. ♀ . . . . .	253
Gen. XXXIII. CAMPSICNEMUS . . . . .	193	6. pilosus <i>Lw.</i> ♂ . . . . .	256
1. hirtipes <i>Lw.</i> ♂. ♀ . . . . .	193	7. jucundus <i>Lw.</i> ♂. ♀ . . . . .	258
2. claudicans, n. s. ♂. ♀ . . . . .	194		
Gen. XXXIV. PLAGIONEURUS . . . . .	196		
1. univittatus <i>Lw.</i> ♀ . . . . .	196		

	PAGE		PAGE
8. ciliatus <i>Lw.</i> ♂ . . .	260	15. scintillans <i>Lw.</i> ♂.♀ . . .	273
9. comatus <i>Lw.</i> ♂.♀ . . .	262	16. pallens <i>Wied.</i> ♂.♀ . . .	275
10. chrysoprasius <i>Wk.</i> ♂.♀ . . .	265	17. variegatus <i>Lw.</i> ♀ . . .	278
11. scobinator <i>Lw.</i> ♂.♀ . . .	268	18. bicolor <i>Lw.</i> ♀ . . .	280
12. caudatulus <i>Lw.</i> ♂ . . .	271	19. psittacinus <i>Lw.</i> ♂.♀ . . .	281
13. calcaratus <i>Lw.</i> ♂ . . .	272	20. tener <i>Lw.</i> ♂.♀ . . .	284
14. inermis <i>Lw.</i> ♂ . . .	272	21. filipes <i>Lw.</i> ♂ . . .	286

## APPENDIX.

## Species described by previous authors, and not contained in this

Monograph . . . . .	289	<i>Macquart, Diptères Exotiques</i> . . .	297
<i>Fabricius, Systema Entomologiæ</i> . . .	289	<i>Musea longicornis</i> . . .	289
<i>Fabricius, Entomologia systematica</i> . . . . .	289	<i>Psilopus sipho</i> . . .	297
<i>Musea longicornis</i> . . . . .	289	<i>radians</i> . . . . .	298
<i>Say, Jour. Acad. Nat. Sc., Phil.</i> . . .	289	<i>Chrysotus viridifemora</i> . . .	298
<i>Dolichopus unifasciatus</i> . . . . .	289	<i>Dolichopus heteroneurus</i> . . .	299
<i>obscurus</i> . . . . .	290	<i>Walker, Insecta Saundersiana</i> . . .	306
<i>femoratus</i> . . . . .	290	<i>Psilopus lepidus</i> ♂ . . .	300
<i>Chrysotus nubilus</i> . . . . .	291	<i>Medeterus exustus</i> ♀ . . .	300
<i>concinarius</i> . . . . .	291	<i>viridiflos</i> ♀ . . . . .	301
<i>abdominalis</i> . . . . .	291	<i>Dolichopus bifrons</i> ♀ . . .	301
<i>Medeterus lateralis</i> . . . . .	291	<i>consors</i> ♀ . . . . .	302
<i>punctipennis</i> . . . . .	292	<i>contingens</i> ♀ . . . . .	302
<i>Dolichopus abdominalis</i> . . . . .	292	<i>hebes</i> ♀ . . . . .	302
<i>Wiedemann, Aussereurop. Zweiflügel. Insecten</i> . . . . .	292	<i>ineptus</i> ♀ . . . . .	303
<i>Psilopus macula</i> . . . . .	292	<i>maculipes</i> ♀ . . . . .	303
<i>Sayi</i> . . . . .	293	<i>pulcher</i> ♂.♀ . . . . .	304
<i>longicornis</i> . . . . .	294	<i>varius</i> ♀ . . . . .	304
<i>caudatus</i> . . . . .	294	<i>Walker, List of Dipt. Brit. Mus.</i> . . .	304
<i>virgo</i> . . . . .	295	<i>Psilopus delicatus</i> ♀ . . .	304
<i>femoratus</i> . . . . .	295	<i>gemmifer</i> ♂ . . . . .	305
<i>mundus</i> . . . . .	296	<i>chrysoprasi</i> . . . . .	305
<i>Dolichopus obscurus</i> <i>Say</i> . . . . .	296	<i>suavium</i> . . . . .	306
<i>Macquart, Suites à Buffon, Diptères</i> . . . . .	297	<i>amatus</i> ♂.♀ . . . . .	306
<i>Psilopus radians</i> . . . . .	297	<i>inficitus</i> . . . . .	307
		<i>nigrofemoratus</i> . . . . .	307
		<i>albicoxa</i> ♂.♀ . . . . .	307
		<i>Chrysotus incertus</i> . . . . .	308
		<i>Porphyrops pilosicornis</i> . . . . .	308
		<i>Medeterus glaber</i> . . . . .	309
		<i>chrysologus</i> ♀ . . . . .	309
		<i>albiflorens</i> ♀ . . . . .	310

TABLE OF CONTENTS.

xi


	PAGE		PAGE
Dolichopus affinis ♂. ♀ . . .	310	Dolichopus terminatus ♀ . . .	316
cuprius <i>Wied.</i> . . .	311	sequax . . .	317
lamellipes ♂. ♀ . . .	311	soccatus . . .	317
ciliatus ♂. ♀ . . .	312	remotus . . .	317
adjacens ♀ . . .	312	irrasus . . .	318
coercens ♂ . . .	312	Orthochile derempta . . .	318
finitus ♂ . . .	313		
distractus . . .	313	<i>Walker, Trans. Entom. Soc.</i> . . .	319
discesus ♀ . . .	314	<i>Psilopus unguliveua</i> . . .	319
contiguus ♂ . . .	314	solidus . . .	319
exclusus ♀ . . .	314	peractus . . .	319
confinis ♀ . . .	315	hæreticus . . .	320
conterminus ♂ . . .	315	permodicus . . .	320
separatus ♀ . . .	316		

SUPPLEMENT.

I. General remarks on the Dolichopodidæ of North America . . .	321		
II. Description of some Species communicated after the volume had gone through the press . . . . .	323		
Gen. II. DOLICHOPIUS . . .	323	26. <i>coxalis</i> <i>Lw.</i> ♂ . . .	335
43. <i>dorycerus</i> <i>Lw.</i> ♂ . . .	326	27. <i>meniscus</i> <i>Lw.</i> ♂. ♀ . . .	336
44. <i>splendidulus</i> <i>Lw.</i> ♂ . . .	327	28. <i>humilis</i> <i>Lw.</i> ♂. ♀ . . .	336
45. <i>palæstricus</i> <i>Lw.</i> ♂. ♀ . . .	328	29. <i>exiguus</i> <i>Lw.</i> ♀ . . .	337
46. <i>melanoceus</i> <i>Lw.</i> ♂. ♀ . . .	330		
47. <i>quadrilamellatus</i> <i>Lw.</i> ♂. ♀ . . .	331	Gen. V. PELASTONEURUS . . .	337
Gen. III. GYMNOPTERNUS . . .	332	6. <i>lamellatus</i> <i>Lw.</i> ♀ . . .	338
19. <i>polius</i> <i>Lw.</i> ♂. ♀ . . .	334	7. <i>abbreviatus</i> <i>Lw.</i> ♂. ♀ . . .	338
24. <i>pusillus</i> <i>Lw.</i> ♀ . . .	334	8. <i>alternans</i> <i>Lw.</i> ♀ . . .	339
27. <i>chalcocerus</i> <i>Lw.</i> ♂. ♀ . . .	335	Gen. VI. PORPHYROPS . . .	340
		5. <i>longipes</i> <i>Lw.</i> ♂ . . .	340

EXPLANATION OF THE PLATES . . . . .	341
REMARKS ON THE GENERIC CHARACTERS EXPLANATORY TO THE PLATES . . . . .	345
INDEX . . . . .	357





DIPTERA  
OF  
NORTH AMERICA.

---

PART II.

---

VI.  
ON THE NORTH AMERICAN DOLICHOPODIDÆ.

INTRODUCTION.

THE *Dolichopodidæ* are among those families of diptera which show but so few points of relationship to others that it is impossible to name any family of a particular affinity to them. A superficial glance, it is true, seems to point out the *Ephydrinidæ* and the genera of the *Tachydromidæ* in the vicinity of *Clinocera* as the nearest to the *Dolichopodidæ*; but a closer examination will show that, instead of a true relationship, there are merely some points of external analogy between them, points common to most insects (and not only diptera) preferring to live in the vicinity of water. The want of a true relationship becomes immediately apparent when any portion of their inner or outer organization is submitted to a comparative scrutiny. The neururation of the wings of the *Dolichopodidæ* alone is so peculiar that it is sufficient in itself to distinguish this family not only from the *Ephydrinidæ* and the above-mentioned group of *Tachydromidæ*, but also from all other families of the order. This neururation, together with the brilliant-green color of the greater part of the species, renders the *Dolichopodidæ* one of the most easily recognizable families of diptera.

The peculiarities of the neururation, which is shaped in general

according to the type of the *Diptera acalyptra* (compare Monographs, etc., I, page xxiv, fig. 1), are the following in this family: The costal vein extends as far as the tip of the fourth longitudinal vein; the auxiliary vein does not run towards the costa, but towards the first longitudinal vein, stopping quite far from its tip, and either coalescing entirely with it or disappearing without having joined it. The third longitudinal vein emerges from the second not far from its root, and both veins form at this place a more or less knot-shaped swelling; the small cross-vein (often quite obsolete) is at, or close by, this swelling, so that the first basal cell is unusually short; the discoidal cell, much narrowed towards its base, is coalescent with the anterior of the two small basal cells in consequence of the absence of the vein separating them. The posterior small basal cell (the so-called *anal cell*) is small and rounded at the end. The sixth longitudinal vein does not generally reach the border of the wing; sometimes it is entirely wanting, and in this case the anal cell becomes indistinct. The alar appendage (*alula*) is so narrow that it may be considered as wanting.

Although all *Dolichopodidæ* agree in the above-described peculiarities of neuration, still this same neuration affords very good and abundant characters for the distinction of the genera and the species; the length and direction of the first longitudinal vein vary considerably, the position of the posterior transverse vein also; the most striking characters, however, are taken from the structure of the last portion of the fourth longitudinal vein, which is subject to considerable variation, being sometimes parallel to the third longitudinal vein, sometimes more or less convergent with it, sometimes straight, often curved or bent abruptly in the middle, or even broken. In the latter case, the angle formed by the strong flexure or fracture sometimes bears a rudiment of a branch-vein, which in some cases (as in most *Psilopus*) is long enough to make the vein appear forked.

For the purpose of distinguishing the *Dolichopodidæ* from the other families of diptera the characters taken from the neuration are sufficient, and it is superfluous to have recourse to others taken from the rest of the body. It is different, however, if we intend to establish the natural character of this family. I will confine myself here to characters taken from the external organization, and as to the internal one, I will merely notice it, passing

that, in accordance with the external structure, it forms a striking contrast with the organization of all the other dipterous families.

The head of the *Dolichopodidae* in general is more or less hemispherical. Its sides are occupied by the large, ovate, hairy eyes (naked only in *Meuleterus*), which usually reach so far down that in most genera there are no cheeks (*gena*) at all, and that on the under side of the head, between the eyes, there is just space enough for the large opening of the mouth, which, in some species, even encroaches upon a considerable portion of the occipital side of the head. The usually rather broad front bears three ocelli, protected by strong bristles, and several bristles in both corners of the vertex; the remainder of its surface has no bristles. The frontal fissure and lunule\* are indistinct. The antennae are three-jointed, of very different structure in different genera, may even often in the sexes of the same species; the second joint is sometimes rudimentary. The arista is two-jointed, seldom altogether bare, generally with a very short pubescence, more seldom fringed with longer hairs or even plumose; its dorsal or apical position affords very constant distinctions between different genera; its length and the other characters belonging to it differ sometimes even in the two sexes of the same species. The face is usually vertical and smooth; it has often on its inferior third an elevated transverse swelling, or at least, on each side, near the orbit of the eye, a nodule-like elevation; seldom does the face reach down to the inferior angle of the eye; it is always without any bristles, although sometimes it is hairy; its lower edge is rather sharp, and does not coalesce with the border of the mouth; from under this edge project the single-jointed palpi, incumbent upon the proboscis (except in *Aphrosylus*, where they hang down on its sides); they are usually scale-shaped, more seldom lancet-shaped (for instance, in *Orthochile*) or round, pallet-shaped (in *Diostracus*); in the females they are usually considerably larger than in the males; sometimes however (in *Diostracus*), the opposite is to be found.

The proboscis is generally short and (with the exception of *Aphrosylus* and *Orthochile*) stout; its opening is wide, more or less surrounded by the protuberant suctorial flaps, which, by clap-

\* For the explanation of these terms, compare *Monographs*, Vol. I, p. xii.  
—O. S.

ing together, shut the opening; the species of the genera with a large proboscis, especially their females, can altogether engulf small insects within their proboscis, as if they swallowed them, whereas they only suck them out and throw the remainder away. The horny parts of the mouth are short. The stout labrum has on its lateral edge, which is bent downwards, several deep incisions, thus forming strong teeth. The tongue is longer than the labrum, and lies under it without being encased in it.

The upper side of the thorax is convex, with bristles inserted in rows, between which there are more or less numerous short hairs; in some genera there is a flat, somewhat concave declivity before the scutellum. Prothorax and mesothorax are very coalescent; no distinct collare is perceptible, and the humeral callosities are not sharply limited; of the ordinary transverse suture only the beginning is indicated on both sides by a large, more or less triangular impression. Scutellum with two, four, or six strong bristles; moreover, its surface is sometimes hairy. The elongated prothoracic stigma is closed. Immediately above the basis of the fore coxæ there is a strong bristle, seldom several. The metathoracic stigma is unusually small. The epimera of the metathorax have a very large development; they embrace often the basis of the abdomen from the side to a considerable breadth, and extend as a narrow stripe along the basis of its upper side.

The abdomen of the female has seven segments, the last two of which are generally very narrow and contracted under the preceding ones, so that only five segments appear on the outside; the seventh segment, in the female, bears on its end two small lamellæ connected with it by an articulation and fringed with hairs; above them there is, in many species, a fan-shaped row of short, stiff, thorn-like bristles; in other species the number of these thorns is reduced to four or two; sometimes they are altogether wanting; the latter is especially the case with those species which prefer dry localities, or also those, the hind part of the thorax of which has a flat usually concave declivity; this difference in the structure of the ovipositor has certainly some relation to the difference of the locality where the eggs are deposited; it is possible that a complete fan of thorn-like bristles constitutes a peculiarity of the species the larvæ of which live under ground, whereas it is wanting when the eggs are laid in decayed wood.

The abdomen of the male can also be considered as consisting

of seven segments, if the hypopygium be considered as a single segment; of the sixth segment only the upper half is distinctly developed, but it is much narrower and shorter than the surface of the immediately preceding segments. When this sixth segment is concealed under the upper half of the fifth, or when it is strikingly different by its coloring from the preceding segments and resembles in this respect the seventh, then the male abdomen appears only five-jointed. The seventh segment consists of the proportionally large *hypopygium*, the structure of which, near its basis, is not quite symmetrical. It consists of a rather stalk-like basal part and of a club-shaped posterior part; the stalk-like part is often very much abbreviated, and then not easily perceptible; the club-shaped part is movable towards it; the junction of both parts lies always above, on the left hand side of the club-shaped portion.

The hypopygium is more or less inflected under the abdomen, sometimes imbedded in an excavation of the venter proportionate to its size. At the tip of the inflected hypopygium, below, are inserted, by means of articulations, three pairs of appendages of manifold structure. The outer pair of these appendages is generally larger than the two others, and must be considered as organs of a great irritability, as the roots of the hairs on their inside are connected with nerves. The basis of this pair is linked to the hypopygium by a free articulation. The two other pairs, attached by a less free articulation, can be considered as organs for the purpose of seizing, clutching; they lie within the former pair and are not seldom of a very complicated structure. Sometimes one or the other of these pairs exceeds in length the outer pair. Innermost between them, coinciding with the middle line of the clutching apparatus, a single appendage is inserted, which also appears to be linked at its basis. On the upper side of the hypopygium, which is the side turned towards the abdomen, there are two more appendages, usually in the shape of a gutter; they have no link at their insertion. Above this gutter, or, more seldom, within it, is another appendage, in the shape of a spike, which in some cases is somewhat button-shaped at the tip; it is pierced lengthwise by a channel, and incloses more or less completely the penis, which protrudes considerably during the act of copulation. This organization is most distinctly developed in the genus *Dolichopus*, whereas it is more difficult to observe in the genera with

a small and imbedded hypopygium. In some genera the one or the other of the paired organs are so small as to escape notice. A further and more thorough investigation has as yet to show whether in some genera, and this seems, for instance, to be the case with *Hypophyllus*, a still larger number of appendages does not occur, and whether in general the organization of all the genera can be reduced to the common type, described above.

Of the first abdominal segment often only the upper half is perceptible in the male and the female; this is especially the case in those genera in which the *metathoracic epimera* cover a considerable breadth of the basis of the abdomen; in other genera the inferior half of the segment is much shortened, and in a few cases only equal in length to the upper half. In several genera the lateral margin of the second and of the following segments shows deep punctures, arranged in a longitudinal row.

The fore coxae, which are somewhat distant from the middle ones and placed much higher than those, are also longer, and reach as far as about the middle of the latter. The feet are in general slender, the hind pair generally longer and stouter than the others; the femora are often rather strong. Besides short hairs, the feet bear usually a number of stiff bristles, especially the tibiae. The pulvilli are only of moderate size; the empodium is linear and always distinct; the claws (*ungues*) are plain and small.

We have already explained above what is necessary for the understanding of the very characteristic venation of the wings. The surface of the latter is microscopically hairy upon its whole extent. The tegulae are ciliated with bristle-like hairs, and some smaller ones besides; they are simple, as the inferior duplication is wanting or only apparent as a narrow membranous stripe extending towards the corner of the scutellum.

The sexes of the same species show, besides the difference in structure of the genital organs, other important differences in their organization; the coloring of the same parts of the body is often different. Here, as in many other families, it is in the male sex that these peculiarities assume the character of variously modified ornaments, and it seems impossible to trace any relation between them and the sexual functions or the sustenance of the male. The only exception in this respect is afforded by the considerable difference in the structure of the parts of the mouth, which is much more developed in the females, in accordance with their greater

need of food, and consequently their more predaceous habits. The plastic differences distinguishing the male sex from the other may be defined as follows: The eyes of the male are generally somewhat larger, the face and sometimes also the front narrower; the contiguity of the eyes in the male is not frequent; still it takes place in some *Diaphorus* above the antennæ, and in some *Chrysotus* below them. The third joint of the antennæ of the male is usually somewhat longer, sometimes much longer than in the female; likewise the antennal arista of the male is often much prolonged, sometimes extended into a club or button at the tip or enlarged in the shape of a lamel, whereas in the female the arista is much shorter and quite plain. The feet of the females are, almost without exception, plain; those of the male often differ considerably from them, and have various handsome ornaments, principally on the fore and middle tibiæ, and the fore and middle tarsi; the femora as well as the hind tibiæ and tarsi very seldom show anything but a plain structure. To these differences in the structure of the feet must be added those derived from the hairs and bristles which they bear; in the female these are usually more sparse, shorter, and coarser; in the male, closer, more delicate, and longer; sometimes also they assume in this sex some peculiar modified structure. Even the ungues of the male are sometimes of a peculiar irregular shape; the pulvilli are in some cases (as in *Diaphorus*) larger in the male than in the female. The wings of the male often differ from those of the female in the outline and the venation, those of the latter being in general more plain, and reproducing in their venation the characters common to the genus; whereas the wings of the male show in both respects more specific peculiarities. These consist usually in characteristic sinuses of the posterior margin and in a stronger sweep of flexure of the longitudinal veins; sometimes the anterior margin also shows a peculiar curve in its outline, or a local thickening, or an elegant fringe of hairs, all of which do not exist in the female.

The hairiness of the eyes, as well as the hairs and bristles on the other parts of the body, is frequently more dense, often considerably longer in the male than in the female. The very minute and dense tomentum with a silvery reflection, which adorns the abdomen and the thorax in most species of *Argyra*, also forms spots on the thorax of some other genera (as *Pelastoneurus*) and, in the species of most genera, is perceptible at least on the lateral



margins of the abdomen, is likewise generally more extended and much denser in the males than in the females.

The sexual differences in the coloring may be described as follows: The eyes of the male are frequently of a different color than those of the female, particularly so, for instance, in the genus *Diaphorus*. The enlargement of the antennal arista in the male often has a different coloring, usually white. The color of the face in the male is generally of a purer, often a brighter shade. In many species, the halteres of both sexes are colored differently—for instance, in an entire group of species of *Psilopus*, they are black in the male and yellow in the female. Even the cilia of the tegulae have in a few instances (as in some species of *Dolichopus*) a different coloring in the two sexes. Differences in the coloring of the feet are not rare; they are especially striking in the genus *Psilopus*, some species of which have altogether yellow feet in the female, and black femora in the male; in others, the pale coloring of the feet is more extended in the female than in the male. The ornaments of the feet, peculiar to the males, also differ in their coloring from the corresponding parts of the feet of the other sex, being usually black, sometimes whitish, or with a handsome silvery reflection. Even without displaying any peculiarity of structure, the feet of the male have sometimes white or silvery spots, which are wanting in the female. The wings are in some cases pictured in the male and not in the female. Such are some species of *Dolichopus*, *Tachytrechus* and *Systemus*, the males of which have a black or white spot at the tip of the wing or in its proximity, whereas the female does not show any trace of such a spot. The same peculiarity occurs also in some other genera.

These, often so conspicuous differences between the sexes of the same species, sometimes render the recognition of their specific identity somewhat difficult. In order to proceed in such cases with some degree of certainty, it is necessary to pay a particular attention to those characters which are usually common to both sexes. The most reliable characters of this kind are: the hairs on the antennae, especially on the first joint; the shape of the second antennal joint; the position of the arista; the color of the cilia on the inferior orbit; that of the cilia of the tegulae, notwithstanding some exceptional cases of its diversity in the two sexes. In most genera, to these characters may be added the coloring of the feet and of the halteres as well as the neuration of the wings.

The first two of these characters will hardly ever mislead, if it is borne in mind that they have no value in the genus *Psilopus*, especially in the subdivision with black cilia on the tegulae. As to the latter character (neurulation) it should be remembered that the peculiarities strikingly developed in the males as specific marks are but slightly indicated in the female, and can be perceived only by a very close observation.

The habits of the *Dolichopodidae* are, as far as known, generally predaceous. Most of them hunt for smaller diptera or other insects with soft bodies and suck them out. They are usually found in damp places, covered with a rich vegetation; many are principally found on the leaves of aquatic plants, on stones, partly overflowed with water, on dams and near waterfalls; some of them are able to run rapidly over the water even when it is rippled by wind (*Hydrophorus*); others are fond of salt or brackish water (*Aphrosylus*, *Thinophilus* and some *Hydrophorus*); the species of *Medeterus* prefer dry situations and are found on stumps of trees, fences, etc., even in very dry and hot weather.

Little is as yet known about their mode of transformation. Most species live as larvæ under the ground; some are found in the earth collected in hollow, rotten stumps; others (as *Systenus*) in wood undergoing a process of dry decaying.

After all that has been said above, the natural characters of the *Dolichopodidae* may be put down as follows: Generally metallic green, brisk and restless diptera of small or medium size, predatory on other insects and living principally in damp situations; the male sex are principally distinguished from the females by differences in the structure of the feet; the larvæ living under ground or in decaying wood. Head hemispherical, eyes large, usually not contiguous in both sexes, hairy, fenced in, along the hind border with a row of bristles or hairs. Front, with bristles on the vertex only, and with three ocelli. Antennæ stretched out straight, with a two-jointed arista. Face, without mystacinæ bristles; its inferior border not merging into the lateral border of the mouth. Oral opening occupying the whole underside of the head, and often also a considerable portion of its hind plane. Proboscis short and stout, concealed above by the single-jointed, usually scale-shaped palpi, with a wide opening which can be shut by the protruding suctorial flaps. Labrum short and stout, with coarse tooth-like excisions on the sides; lingua much more slender

and somewhat longer. Prothorax and metathorax very coalescent, with rows of bristles; the usual transverse suture indicated only on the sides. Abdomen with seven segments, only five of which are visible on the outside in the female, whereas in the male the sixth segment is generally perceptible, and the seventh consists of the hypopygium, usually inflected under the abdomen and composed of two consecutive parts, bearing at the end eight paired and two single appendages. Wings microscopically hairy on their whole surface; auxiliary vein not running towards the anterior margin; anterior basal cell very short; discoidal cell coalescent with the second basal cell; posterior basal cell very small; alula rudimentary; tegulae distinct, simple, ciliated with long hairs.

---

## TABLE FOR THE DETERMINATION OF THE GENERA.

1	{ First antennal joint hairy above.	2
	{ First antennal joint glabrous above.	16
2	{ Hypopygium disengaged.	3
	{ Hypopygium more or less imbedded.	14
3	{ First joint of the hind tarsi bristly.	4
	{ First joint of the hind tarsi not bristly.	5
4	{ Face descending as far as the inferior angle of the eye.	Gen. I. HYDROCELETHUS.
	{ Face not descending as far as the inferior angle of the eye.	Gen. II. DOLICHOPUS.
5	{ Palpi of the male unusually large.	Gen. XII. DIOSTRACTUS.
	{ Palpi of the male small	6
6	{ The last portion of the fourth longitudinal vein is parallel, or almost so, to the third longitudinal vein.	Gen. III. GYMNOTERUS.
	{ The last portion of the fourth longitudinal vein is distinctly convergent towards the third longitudinal vein.	7
7	{ The end of the fourth longitudinal vein is abruptly, or at least steeply deflected anteriorly.	8
	{ The end of the fourth longitudinal vein is only gradually deflected anteriorly.	9
8	{ Arista with the usual pubescence; the end of the fourth longitudinal vein, beyond the angular flexure, runs in a curve.	Gen. IV. PARACLIUS.
	{ Arista short-plumose; the end of the fourth longitudinal vein, beyond the rounded flexure, runs in a straight line.	Gen. V. PELASTOGERUS.
9	{ The face reaches down to the inferior corner of the eye.	Gen. VI. TACHYTRECHUS.
	{ The face does not reach down to the inferior corner of the eye.	10
10	{ Proboscis and palpi very much prolonged.	Gen. VII. ORTHOCHILE.
	{ Proboscis and palpi not prolonged.	11
11	{ Scutellum hairy.	Gen. VIII. SYMSTROMA.
	{ Scutellum not hairy	12
12	{ Hypopygium sessile.	Gen. IX. HERCOSTOMUS.
	{ Hypopygium pedunculated.	13
13	{ Second antennal joint of usual shape.	Gen. X. HYPOPHYLLUS.
	{ Second antennal joint rudimentary.	Gen. XI. HALTERICERUS.

- |    |   |  |                                 |
|----|---|--|---------------------------------|
| 14 | { | Abdomen of male laterally compressed. Gen. XIII. <i>ASEPSUS</i> .  |                                 |
|    |   | Abdomen of the male not compressed.  | 15                              |
|    |   | Second antennal joint of the usual transverse shape.   |                                 |
| 15 | { | Gen. XIV. <i>ARGYRA</i> .  |                                 |
|    |   | Second antennal joint with a thumb-like projection over the inside of the third.   | Gen. XV. <i>SYSTOROMUS</i> .    |
| 16 | { | Third antennal joint in both sexes or at least in the male, prolonged, pointed, and with an apical arista.   | 17                              |
|    |   | Third antennal joint short even in the male, and if it should be somewhat prolonged, then neither pointed nor with an apical, but at the utmost with a subapical arista. | 23                              |
| 17 | { | Second antennal joint with a thumb-like projection over the inner side of the third.   | Gen. XVI. <i>SYNAPTURUS</i> .   |
|    |   | Second antennal joint without a thumb-like projection, transverse.   | 18                              |
| 18 | { | Posterior transverse vein distant from the margin of the wing; palpi incumbent.  | 19                              |
|    |   | Posterior transverse vein approximated to the margin of the wing; palpi hanging down.  | Gen. XXII. <i>APHROSVELUS</i> . |
| 19 | { | Hypopygium pedunculated, free.   | Gen. XVII. <i>SYSTEMBUS</i> .   |
|    |   | Hypopygium sessile, more or less imbedded.   | 20                              |
| 20 | { | The male abdomen has five segments.  | Gen. XXI. <i>SMILOTES</i> .     |
|    |   | The male abdomen has six segments.   | 21                              |
| 21 | { | Third antennal joint prolonged also in the female.   |                                 |
|    |   | Gen. XVIII. <i>RHAPHIUM</i> .  |                                 |
|    |   | Third antennal joint of the female not prolonged.  | 22                              |
| 22 | { | Third antennal joint of the male very much prolonged (small, less hairy species).  | Gen. XIX. <i>XIPHANIDIUM</i> .  |
|    |   | Third antennal joint of the male moderately prolonged (larger, more hairy species).  | Gen. XX. <i>PORPHYROPS</i> .    |
| 23 | { | Fourth longitudinal vein forked.   | Gen. XLIII. <i>PSILOPS</i> .    |
|    |   | Fourth longitudinal vein simple.   | 24                              |
| 24 | { | Upper side of the thorax convex behind.  | 25                              |
|    |   | Upper side of the thorax behind with a somewhat concave depression.  | 40                              |
| 25 | { | Fifth longitudinal vein altogether wanting.  | Gen. XXXVIII. <i>ACHAETUS</i> . |
|    |   | Fifth longitudinal vein distinct.  | 26                              |
| 26 | { | Distance of the posterior transverse vein from the margin of the wing equal to its own length or longer.   | 27                              |
|    |   | Distance of the posterior transverse vein to the margin of the wing shorter than its own length.   | 38                              |
| 27 | { | Posterior transverse vein unusually oblique.   |                                 |
|    |   | Gen. XXXIV. <i>PLAGIONEURUS</i> .  |                                 |
|    |   | Posterior transverse vein but little oblique.  | 28                              |
| 28 | { | Hypopygium distinctly bent under the venter.   | 29                              |
|    |   | Hypopygium not distinctly bent under the venter or entirely imbedded.  | 30                              |

	{ The face of both sexes very broad, not narrowed superiorly.	
		Gen. XXIII. <i>TRISOPHILUS</i> .
29	{ The face of both sexes rather narrow, somewhat narrowed superiorly.	
		Gen. XXIV. <i>PRODES</i> .
	{ Outer appendages of the hypopygium long, filiform.	
30		Gen. XXV. <i>NEMATOPROCTUS</i> .
	{ Outer appendages of the hypopygium not long, nor filiform.	31
	{ Third joint of the male antennæ conspicuously large.	
31		Gen. XXVI. <i>LEUCOSTOLA</i> .
	{ Third joint of the male antennæ small.	32
	{ Pulvilli of the male fore tarsi conspicuously enlarged.	33
32		
	{ Pulvilli of the male fore tarsi not, or very slightly, enlarged.	34
	{ Pulvilli of the male fore tarsi not prolonged.	Gen. XXVII. <i>ECTARSUS</i> .
33		
	{ Pulvilli of the male fore tarsi prolonged.	Gen. XXVIII. <i>DIAPHORUS</i> .
	{ Arista altogether or almost altogether apical.	35
34		
	{ Arista dorsal.	36
	{ Wings of considerable size (larger species).	Gen. XXIX. <i>LYRONETUS</i> .
35		
	{ Wings of small size (smaller species).	Gen. XXX. <i>CHRYSOTUS</i> .
	{ Feet of the male with isolated, strong, spine-like bristles.	
36		Gen. XXXI. <i>TERCOPHORES</i> .
	{ Feet of the sexes without isolated, strong, spine-like bristles.	37
	{ Face not narrowed above.	Gen. XXXII. <i>SYMPYCTUS</i> .
37		
	{ Face considerably narrowed above.	Gen. XXXIII. <i>CAMPSICNEMUS</i> .
	{ All femora slender, abdominal segments with bristles before the hind margin.	Gen. XXXV. <i>LIANCALUS</i> .
38		
	{ Fore femora incrassated towards the basis.	39
	{ Fore tibiæ with long thorns.	Gen. XXXVI. <i>SCELLUS</i> .
39		
	{ Fore tibiæ with very short little thorns.	Gen. XXXVII. <i>HYDROPHORUS</i> .
	{ Arista apical, or at least subapical.	41
40		
	{ Arista distinctly dorsal.	42
	{ Third and fourth longitudinal veins strongly convergent.	
41		Gen. XXXIX. <i>MEDETERUS</i> .
	{ Third and fourth longitudinal veins parallel.	Gen. XL. <i>CHRYSOTIMUS</i> .
	{ Male abdomen with six distinct segments.	Gen. XLI. <i>XANTHOCOLORUS</i> .
42		
	{ Male abdomen with five distinct segments.	Gen. XLII. <i>SACROPEUS</i> .

## SYSTEMATIC ARRANGEMENT OF THE GENERA.

## I. First joint of the antennæ with hairs on its upper side.

## A. Hypopygium disengaged.

## a. Palpi of the male small.

## 1. First joint of the hind tarsi bristly.

Gen. I. **Hygrocleuthus.**      Gen. II. **Dolichopus.**

## 2. First joint of the hind tarsi not bristly.

## a. Third and fourth longitudinal veins parallel or sub-parallel.

Gen. III. **Gymnopternus.**

## b. Third and fourth longitudinal veins convergent.

Gen. IV. **Paraclius.**Gen. VIII. **Sybistroma.**Gen. V. **Pelastoneurus.**Gen. IX. **Hercostomus.**Gen. VI. **Tachytrechus.**Gen. X. **Hypophyllus.**Gen. VII. **Orthochile.**Gen. XI. **Haltericerus.**

## n. Palpi of the male conspicuously large.

Gen. XII. **Diostracus.**

## B. Hypopygium more or less imbedded.

Gen. XIII. **Anepsius.**Gen. XV. **Syntormon.**Gen. XIV. **Argyra.**

## II. First joint of the antennæ entirely bare on its upper side.

## A. Third antennal joint in both sexes, or at least in the male, elongated, tapering in a point, with an apical arista.

## a. Posterior transverse vein distant from the margin of the wing, palpi incumbent.

Gen. XVI. **Synarthrus.**Gen. XIX. **Xiphandrium.**Gen. XVII. **Systemus.**Gen. XX. **Porphyrops.**Gen. XVIII. **Rhaphium.**Gen. XXI. **Smilitotus.**

## b. Posterior transverse vein approximated to the margin of the wing; palpi hanging down.

Gen. XXII. **Aphrosylus.**

B. Third antennal joint short even in the male, or if somewhat elongated, then neither pointed at tip nor with an apical, but, at the utmost, with a subapical arista.

A. Fourth longitudinal vein simple.

1. Upper side of the thorax convex posteriorly.

a. Fifth longitudinal vein distinct.

α. Distance of the posterior transverse vein from the hind margin of the wing equal to its own length or longer.

- |                                 |                                   |
|---------------------------------|-----------------------------------|
| Gen. XXIII. <b>Thinophilus.</b> | Gen. XXIX. <b>Lyroneurus.</b>     |
| Gen. XXIV. <b>Peodes.</b>       | Gen. XXX. <b>Chrysotus.</b>       |
| Gen. XXV. <b>Nematoproctus.</b> | Gen. XXXI. <b>Tenchophorus.</b>   |
| Gen. XXVI. <b>Leucostola.</b>   | Gen. XXXII. <b>Sympycnus.</b>     |
| Gen. XXVII. <b>Eutarsus.</b>    | Gen. XXXIII. <b>Campsicnemus.</b> |
| Gen. XXVIII. <b>Diaphorus.</b>  | Gen. XXXIV. <b>Plagioneurus.</b>  |

β. Distance of the posterior transverse vein from the margin of wing shorter than its own length.

- |                              |                                  |
|------------------------------|----------------------------------|
| Gen. XXXV. <b>Liancalus.</b> | Gen. XXXVII. <b>Hydrophorus.</b> |
| Gen. XXXVI. <b>Scellus.</b>  |                                  |

b. Fifth longitudinal vein altogether wanting.

Gen. XXXVIII. **Achalus.**

2. Upper side of the thorax posteriorly with a flat, somewhat concave, declivity.

- |                               |                                 |
|-------------------------------|---------------------------------|
| Gen. XXXIX. <b>Medeterus.</b> | Gen. XLI. <b>Xanthochlorus.</b> |
| Gen. XL. <b>Chrysofinus.</b>  | Gen. XLII. <b>Saucropus.</b>    |

b. Fourth longitudinal vein forked.

Gen. XLIII. **Psilopus.**

---





Gen. I. **HYGROCELEUTHUS.**

The genera *Hygroceleuthus* and *Dolichopus* are the only ones which have spine-like bristles on the first joint of the hind tarsi, and this character helps to distinguish them most easily from all other *Dolichopodidae*. They have also the following characters in common: first antennal joint beset with hairs above; third joint not prolonged; arista dorsal; hypopygium entirely disengaged; its outer appendages proportionally large or moderately large, lamelliform. The difference between the two genera is to be found in the length of the face, which, in *Hygroceleuthus*, reaches down to the inferior corner of the eye, and which is shorter in *Dolichopus*. In the typical species of *Hygroceleuthus* the first, and sometimes also the second joints of the antennae are considerably longer than in *Dolichopus*. As on one side the European *Hygroc. Diadema* Hal. approaches *Dolichopus* by the structure of its antennae, so, on the other side, some species of *Dolichopus*, for instance, *D. plumipes* Scop., a species common to Europe and North America, are related to *Hygroceleuthus* by the somewhat greater length of their face.

I know as yet only four species of *Hygroceleuthus*; of the three typical species, one inhabits northern and middle Europe; the second Siberia; the third North America. The fourth species of the genus is spread over all Europe.

The name *Hygroceleuthus* (*ὕγρακέλευθος*, living in the wet) has been given to the genus on account of the species being found in moist localities.

**1. H. latipes** LOEW. ♂ and ♀.—Aeneo-viridis, antennis rufis, ciliis oculorum inferioribus pallidis, tegularum ciliis nigris, tarsis intermediis maris compressis.

Brassy green; antennae red; cilia of the inferior orbit pale; cilia of the tegulae black; middle tarsi of the male compressed. Long. corp. 0.26. Long. al. 0.23.

SYN. *Hygroceleuthus latipes* LOEW, Neue Beitr. VIII, 5.

Green, shining. Antennæ reddish-yellow, with a black superior edge and with the tip of the third joint black; first joint narrow and elongated. Face white, yellowish above, much broader in the ♀ than in the ♂. Cilia of the inferior orbit pale. Fore coxæ, tip of the middle and hind coxæ and feet yellow; tarsi black from the tip of the first joint; the first joint of the fore tarsi sometimes altogether dusky; the root of the second joint of the hind tarsi, on the contrary, is pale. On the upper side of the middle tibiae a bristle is conspicuous by its greater length; there are two bristles before the tip of the hind tibiae. Tegulae with black cilia. Wings tinged with brownish; fourth longitudinal vein not broken; hind transverse vein straight and steep. Four last joints of the middle tarsi compressed in the ♂, beset on the upper side with incumbent black hairs; the fifth joint much narrower than the preceding ones. Costa with a stout swelling near the tip of the first longitudinal vein. Lamellæ of the hypopygium of moderate size, white, bordered with black at the tip, jagged and fringed with black bristles.

*Hab.* North Red River. (Kennicott.)

#### Gen. II. **DOLICHOPUS.**

The principal characters of the genus *Dolichopus*, as it follows already from what has been said about it in the genus *Hypgro-celenthus*, are: the presence of hairs on the upper side of the first antennal joint, the shape of the third joint, which is hardly ever very much elongated, the dorsal position of the arista, the entirely disengaged hypopygium, the lamelliform shape of its rather large outer appendages and the presence of spine-like bristles on the first joint of the hind tarsi.

The genus *Dolichopus*, established by Latreille already in 1796, is the oldest of the family. It comprised at that time all the *Dolichopodidæ*, so that all the other genera have been gradually formed by the separation of some groups and by further subdivision of the latter. In the sense in which this genus was adopted by Wiedemann and Meigen, it still included the present genera *Gymnopternus*, *Paraclius*, *Pelastoneurus* and *Tachytrechus*, besides some isolated species belonging to other genera, which had been erroneously located in it. (Such was the case, for instance, with *D. adustus* Wied., which belongs to *Lyronneurus*.) The defini-

tion of *Dolichopus*, in its present limited sense, was given by me in 1857. Still, even now, this is one of the largest genera of this family. Although possessing abundant and striking specific differences, its numerous species show at the same time so much agreement in their general organization, that a subdivision into smaller genera is impossible at present, and in future an attempt of that kind will require a great deal of caution. One is easily tempted here to establish generic groups founded upon characters of a purely specific value. The genus *Rhagoecura*, formed by Rondani, is due to a mistake of this kind. To found a new genus on *D. ziczac*, which species apparently requires it on account of some differences in the venation and in the structure of the antennæ, seems hardly worth while, as this is as yet the only species showing such differences.

The geographical distribution of the genus *Dolichopus* cannot be inferred from the data found in older authors, as this genus contained at that time very heterogeneous elements. Neither can Mr. Walker's superficial publications on exotic species be considered in this respect as a source of information, as it is impossible to tell from his descriptions which of his species belong to *Dolichopus* in the restricted sense. Those species from the southern hemisphere, and from the southern parts of the northern, which I had occasion to examine at different times, proved not to belong to *Dolichopus* in that sense. Hence we may safely conclude that the genus *Dolichopus*, in the large majority of its species, belongs to the cold and temperate zones of the northern hemisphere; it can, at least, be positively asserted that the number of species, in Europe as well as in America, goes on diminishing toward the South.

The name of the genus (*δολιχός*, long, and *πούς*, foot) has reference to the length of the feet of its species.

Thirty-one North American species of *Dolichopus* have been described by former authors; some of them, however, do not belong to this genus in the restricted sense adopted here. Of these species three have been described by Say, one by Zetterstedt, one by Macquart, and twenty-six by Walker. The descriptions given by Mr. Walker are, for the most part, very bad, and the worst are those published in the *Diptera Saundersiana*, as they contain only such characters as are common to all the species, or at least to entire groups, without paying the least attention to those

marks which serve to distinguish one species from another. The eighteen descriptions contained in the *List of Diptera of the British Museum* mention at least occasionally such specific characters, and may therefore contain some data for identification; but their great defect is that Mr. Walker has not given a complete description of those peculiar marks which distinguish the males of many species, so that, from his silence about these marks, one cannot with safety conclude that they are really wanting. This accuracy is absolutely necessary in order to make a description available. Among the forty-one North American *Dolichopodidae* now known to me, I recognize with certainty only a single species already described before (besides the three species which North America has in common with Europe, *D. plumipes* Scop., *D. brevipennis* Meig., and *D. discifer* Stamm.); it is the *D. cuprius* Wied. (= *cupreus* Say). This striking result induces me to give a separate account of all the other species published by former authors, in the order of their publication.

1. **obscurus** Say. This species, also described by Wiedemann, evidently belongs to the genus *Gymnopterus* and will be discussed there. Wiedemann's collection affords no light upon this species. It contains, it is true, two specimens of a *Dolichopus* marked *obscurus*, but this is no other than a species of *Tachytrochus*, from the Cape, described by Wiedemann himself under the name of *obscurus*. It is probable that Wiedemann named this species, as he was in the habit of doing, as soon as he received it in his collection, and that when he described it afterwards, he changed its name to *obscurus*, on account of the already existing *obscurus* Say, neglecting, at the same time, to change the etiquette in his collection.
2. **abdominalis** Say. The abdomen is said to be reddish. If Say means a reddish, non-metallic color, then it is a distinct species, entirely unknown to me, which will be easily recognizable even if it is no true *Dolichopus*, as may very probably be the case. If, however, he means a metallic, coppery-red coloring, then the description is too unmeaning to pronounce even about its belonging to *Dolichopus* in the restricted sense; as to the identification of the species, it is altogether out of question.
3. **greenlandicus** Zett. A true *Dolichopus* with black as the prevailing color of its feet. It is not among the number of the species known to me.
4. **heteroneurus** Macq. is either a *Pelastoneurus* or a *Paraclius*.
5. **bifrons** Walk. Dipt. Saund. It may be inferred, from the peculiar coloring of the face of this species, that it is a *Pelastoneurus*,

although no mention is made of the peculiar course of the fourth longitudinal vein, which characterizes this genus.

- 6-9. **consors, contingens, hebes, ineptus**, all four described by Walker in the Dipt. Saund. from female specimens. The descriptions are so wretched that the identification is impossible.
10. **maculipes** Walk. Dipt. Saund. The spots on the tibiae, mentioned by Walker, seem to indicate that this is a *Pelastocurus*. But the peculiar course of the fourth longitudinal vein, the chief character of the genus, is again not mentioned.
11. **pulcher** Walk. Dipt. Saund. I take this to be a true *Dolichopus*, although the datum of the fourth longitudinal vein beyond its flexure not converging, but being parallel to the third, seems to indicate a *Gymnopterus*. It belongs to the species with black femora, but among the species of this description which I possess from North America, there is none to which Mr. Walker's description of the fourth longitudinal vein is applicable.
12. **varius** Walk. Dipt. Saund. A very distinct species on account of its spotted wings and which will be easily recognizable even if, as it seems probable, it does not belong to the genus *Dolichopus*.
13. **affinis** Walk. This and the following species have been described by Mr. Walker in the *List of Diptera, etc.* All belong very probably to the genus *Dolichopus*, and to the subdivision with yellow feet, except the cases which I have expressly mentioned below. It is not said whether the tegulae of *D. affinis* are ciliated with black or pale hairs. If the latter is the case, and if, as it appears from Mr. Walker's data, the hind tarsi are altogether black, my *D. splendidus* might alone be taken in consideration; but it is hardly possible that it should be this species, as Mr. Walker's description of the coloring does not apply to it, and as the hind femora of the ♂ of *D. affinis* Walk. are ciliated with only a few hairs, whereas in *D. splendidus* these hairs are very numerous. If *D. affinis* has black cilia on the tegulae, then *D. discifer* and *lobatus* could be thought of, but the hind femora of their males are entirely destitute of bristles, so that the description of *D. affinis* cannot be applied to either of them.
14. **lamellipes** Walk. It has the inferior orbit ciliated with black. Among the North American species of *Dolichopus* with pale-colored feet *D. pachyneurus* and *D. brevipennis* alone partake of this character. The other data of Mr. Walker do not apply at all to these species, as neither of them has a white face, the first antennal joint red and the third joint very long.
15. **ciliatus** Walk. Very poorly characterized. I suppose that the cilia of the inferior orbit are pale. If the tegulae are likewise ciliated with pale hairs, then *D. variabilis* and *D. luteipennis* might be taken in consideration. But *D. variabilis* has no golden-yellow face, its fore tarsi are not "dark tawny," but always black from the tip of

the first joint; besides, its male has ciliated hind femora, which Mr. Walker does not ascribe to his species. *D. luteipennis* has a white face and the last joint of its fore tarsi black; its wings are yellowish and not gray, the veins are luteous and not black; finally the hind femora of its male are also ciliated. If the tegulae of *D. ciliatus* are ciliated with black, then we might perhaps identify it with *D. rittatus*; but the size of the latter is too large to admit of this identification, and its face, instead of being golden-yellow, is whitish; its fore tarsi are not dark tawny but always black from the tip of the third joint.

16. *adjacens* Walk. Very poorly described from a female specimen, so that it would be entirely useless to attempt its identification.
17. *coercens* Walk. Mr. Walker says that the coxae are blackish-green towards the basis. This character, combined with the others which are given, excludes at once all the species with the tegulae fringed with black, which are known to me. If the tegulae are fringed with yellow, this species might be taken for *D. longimanus*; but the last joint of the fore tarsi of the latter is only moderately enlarged, assuming the shape of a very small lamella, and its hind tarsi are colored black in a rather striking manner from the very root of the first joint; whereas Mr. Walker says that in his species they are pitch brown towards the end. Under such circumstances the description of *D. coercens* Walk. cannot possibly be referred to *D. longimanus*.
18. *finitus* Walk. If the tegulae are fringed with pale, then, among the species known to me, *D. longimanus*, *D. splendidus* and *D. batillifer* have to be taken in consideration. The face of *D. longimanus* is not whitish, but pale ochre-yellowish in the ♂ and yellowish gray in the ♀; the cilia of the inferior orbit are not white, but yellowish, and the hind tarsi are not pale at the basis, as in *D. finitus*, but entirely black. *D. splendidus* is distinguished from *D. finitus* by its hind tarsi, which are not pale at the base, and by the ciliated hind femora of the male. The face of *D. batillifer* is not white; the hind femora of the male are ciliated and the hind tibiae incrassated in a very striking manner; therefore this species is also distinct from *D. finitus*. If the cilia of the tegulae of *D. finitus* are black, then we might compare *D. discifer* and *lobatus* with it. The hind tarsi of *D. discifer* are not pale at the base, and the first joint of the antennae is tinged with black only on its upper edge, so that it is hardly probable that Mr. Walker should have overlooked its striking red coloring. This also excludes this species from the identification with *D. finitus*. The hind tarsi of *D. lobatus* likewise are not pale at the base, and the first joint of the antennae is red, and only somewhat dusky on its upper edge, so that it has also to be considered as different from *D. finitus*.

19. **distractus** *Walk.* Walker says nothing about the sex of the described specimen; it seems to have been a female. The description does not afford any data for even an approximative identification.
20. **discessus** *Walk.* Mr. Walker gives a very unsatisfactory description of a female. It is a rather surprising datum that the upper side of the thorax has two longitudinal coppery-red stripes, whereas all the species known to me, and marked with stripes of this color, have always three, that is, a narrow intermediate one, and two broad lateral ones. This character might perhaps serve as a clue for identification.
21. **contiguus** *Walk.* Nothing is said about the color of the cilia of the inferior orbit. If they are black, then it is certain that *D. contiguus* is not among the species from North America known to me. If they are pale, it still remains to be known of what color are the cilia of the tegulae about which Mr. Walker is also silent. Supposing that they are pale, then *D. splendidus* would have to be taken in consideration; but its male has fringed hind femora and cannot therefore be identified with *D. contiguus*. If the cilia of the tegulae are black then we would have to compare *D. discifer* and *lobatus*. But the last joint of the fore tarsi of *D. discifer* is not at all much enlarged, and forms only a small pallet; therefore it cannot be taken for *D. contiguus*. *D. lobatus* has a very much enlarged last joint of the male fore tarsi, but as the first joint of the antennae is red and only slightly dusky on the upper edge, and as the lamellae of the hypopygium have a broad black margin, whereas Walker describes the lamellae of *D. contiguus* simply as whitish, as the wings of *D. lobatus*, in the male sex, are distinguished by their peculiar shape, which is not mentioned in the description of *D. contiguus*, on account of all this we cannot consider these species as being identical.
22. **exclusus** *Walk.* Very poorly described from a female, so that all effort to identify the species must remain fruitless.
23. **confinis** *Walk.* The same may be said of this species.
24. **conterminus** *Walk.* Mr. Walker does not mention the color of the cilia on the tegulae, and this renders the identification impossible. If they are black, then the species is not among those known to me. *D. discifer* and *D. lobatus* are here again the species with which Mr. Walker's description agrees in most particulars, but both are easily distinguished by the absence of fringe on the hind femora of the male. If, on the contrary, the cilia of the tegulae of *D. conterminus* are pale, then *D. splendidus* might possibly be identified with it, although it must be admitted that the coloring of this species as well as some other characters, somewhat disagree with Mr. Walker's description.



25. *separatus* Walk. Bad description of a female, rendering identification impossible.
26. *terminatus* Walk. Also a female described. The only species to which it may possibly be referred is *D. chrysostomus*, and I would have no doubt about it if I knew that the cilia of the tegule of *D. terminatus* are black. But Mr. Walker's description is silent about this; neither does it mention the very striking black incisures which the abdomen of *D. chrysostomus* shows; finally, the third joint of the antennae of the latter species is pointed at the tip. Considering all this, it would be premature to assume the identity of these species. Those who, in the determination of the species, rely upon possibilities and vague reasonings, would perhaps do so. And doubtless it is that the adoption of this synonymy would be more reliable than that of any other of Walker's species with one of those described by me.
27. *sequax* Walk. Mr. Walker says that this species has small tufts of black hairs at the basis of the middle tibiae. He does not mention, however, whether this peculiarity is to be found in the male alone, or in both sexes. At all events this is a very unusual distinction among the species of *Dolichopidae*, which will render the identification easy. This species is not among those described by me.
28. *soccatus* Walk. The sex of the described specimen is not mentioned; it seems to have been a female. The description is too incomplete to allow recognition.
29. *remotus* Walk. Description of a male with plain tarsi. The characters given allow a comparison merely with *D. incisuralis*, the male of which, however, has fringed hind femora and cannot therefore be identical with *D. remotus*.
30. *D. irrasus* Walk. This is a small species, distinguished by its dark blue color and unusually short abdomen, which is certainly not to be found among the species known to me. It seems probable that it is no true *Dolichopus* at all.

The slender result of the foregoing discussion of Mr. Walker's species is, that there are only two among them which, with certain problematical admissions, may perhaps be identified with species described by me, namely, *D. conterminus* Walk. with my *D. splendidus*, and *D. terminatus* with *D. chrysostomus*.

---

To facilitate the determination of the species I give, first, a dichotomic table. I found it impossible to bring it down to the single species without making use of characters peculiar to the

male sex only. The systematic arrangement which follows the dichotomic table subdivides the genus in groups, founded upon easily perceptible characters common to both sexes. I think it will be useful to retain these groups, or, at least, the principal among them.

*Table for determining the Species.*

1	{	Prevailing color of the feet black.	2
	{	Prevailing color of the feet yellowish.	9
2	{	Cilia of the inferior orbit black.	3
	{	Cilia of the inferior orbit whitish.	4
3	{	Face ochre yellowish.	1 <i>gratus</i> <i>Lw.</i>
	{	Face silvery white.	2 <i>laticornis</i> <i>Lw.</i>
4	{	First joint of hind tarsi with numerous bristles.	3 <i>setifer</i> <i>Lw.</i>
	{	First joint of hind tarsi with but few bristles.	5
5	{	Hind tibiae black only at the tip.	6
	{	Hind tibiae quite black.	7
6	{	The black at the tip of the hind tibiae rather extended and not very sharply limited.	4 <i>albiciliatus</i> <i>Lw.</i>
	{	The black at the tip of the hind tibiae but little extended and sharply limited.	5 <i>xanthocnemus</i> , n. sp.
7	{	A considerable extent of the tip of the femora yellow.	6 <i>tetricus</i> , n. sp.
	{	The extreme tip of the femora only somewhat yellow.	8
8	{	Lamellæ of the hypopygium pointed.	7 <i>acuminatus</i> <i>Lw.</i>
	{	Lamellæ of the hypopygium rounded ovate.	8 <i>ovatus</i> <i>Lw.</i>
9	{	Cilia of the inferior orbit black.	10
	{	Cilia of the inferior orbit pale.	11
10	{	Fore coxæ blackish.	9 <i>pachycnemus</i> <i>Lw.</i>
	{	Fore coxæ yellow.	10 <i>brevipennis</i> <i>Mig.</i>
11	{	Tegulæ with pale cilia.	12
	{	Tegulæ with black cilia.	23
12	{	Antennæ black, at the utmost, the first joint almost red.	13
	{	Antennæ altogether, or at least their larger portion, yellowish red.	21
13	{	Fore coxæ dark beyond the middle.	11 <i>longimanus</i> <i>Lw.</i>
	{	Fore coxæ pale.	14
14	{	Tip of the hind tibiae decidedly blackish.	15
	{	Tip of the hind tibiae not or very slightly infuscated.	16
15	{	Fore tarsi only ferruginous-brownish.	12 <i>brevimanus</i> <i>Lw.</i>
	{	Fore tarsi blackened from the tip of the first joint.	13 <i>socius</i> <i>Lw.</i>
16	{	Hind tarsi entirely black.	17
	{	Basis of the hind tarsi pale to a considerable extent.	19
17	{	Hind femora of the male not ciliated.	14 <i>nudus</i> , n. sp.
	{	Hind femora of the male ciliated.	18

- |    |   |                                   |
|----|---|-----------------------------------|
|    | { Hind femora of the male with sparse and rather short cilia.                             |                                   |
| 18 | { Hind femora of the male with very long and dense cilia.                                 | 15 <i>subciliatus</i> , n. sp.    |
|    |   | 16 <i>splendidus</i> <i>Lw.</i>   |
| 19 | { Only the last joint of the fore tarsi of the male is enlarged.                          | 17 <i>batillifer</i> <i>Lw.</i>   |
|    | { The two last joints of the fore tarsi of the male are enlarged.                         | 20                                |
| 20 | { Hind femora of the male ciliated.   | 18 <i>eudactylus</i> <i>Lw.</i>   |
|    | { Hind femora of the male not ciliated.   | 19 <i>tousus</i> <i>Lw.</i>       |
| 21 | { Last joint of the fore tarsi of the male enlarged.                                      | 20 <i>tener</i> <i>Lw.</i>        |
|    | { Fore tarsi of the male plain.   | 22                                |
| 22 | { Wings hyaline with a grayish tinge.   | 21 <i>variabilis</i> <i>Lw.</i>   |
|    | { Wings hyaline with a yellowish tinge.   | 22 <i>luteipennis</i> <i>Lw.</i>  |
| 23 | { Fourth longitudinal vein broken.  | 24                                |
|    | { Fourth longitudinal vein not broken.  | 28                                |
| 24 | { Antennæ black.  | 23 <i>ramifer</i> <i>Lw.</i>      |
|    | { Antennæ yellowish-red.  | 25                                |
| 25 | { Fourth longitudinal vein broken twice at right angles.                                  | 24 <i>bifRACTUS</i> <i>Lw.</i>    |
|    | { The inferior angle of the fourth longitudinal vein sharp, the superior one rounded.     | 26                                |
| 26 | { Tarsi of the male plain.  | 25 <i>vittatus</i> <i>Lw.</i>     |
|    | { Tarsi of the male enlarged at the tip.  | 27                                |
| 27 | { Hind femora of the male ciliated.   | 26 <i>cuprinus</i> <i>Wied.</i>   |
|    | { Hind femora of the male not ciliated.   | 27 <i>longipennis</i> <i>Lw.</i>  |
| 28 | { Antennæ red, at the utmost the third joint somewhat or altogether blackened at the tip. | 29                                |
|    | { Antennæ black, at the utmost the first joint partly red.                                | 36                                |
| 29 | { Humeral callosity of the same color with the upper side of the thorax.                  | 30                                |
|    | { Humeral callosity yellowish.  | 35                                |
| 30 | { Arista much enlarged towards the tip in the male.                                       | 28 <i>hastatus</i> , n. sp.       |
|    | { Arista of the male not enlarged.  | 31                                |
| 31 | { Last joint of the fore tarsi not enlarged in the male.                                  | 32                                |
|    | { Last joint of the fore tarsi enlarged in the male.                                      | 33                                |
| 32 | { First joint of the male middle tarsi feathered.   | 29 <i>plumipes</i> <i>Scop.</i>   |
|    | { First joint of the male middle tarsi not feathered.                                     | 30 <i>fulvipes</i> <i>Lw.</i>     |
| 33 | { Last joint of the male fore tarsi with a lamelliform appendage.                         | 31 <i>sexarticulatus</i> , n. sp. |
|    | { Last joint of the male fore tarsi without lamelliform appendage.                        | 34                                |
| 34 | { Last joint of the male fore tarsi small.  | 32 <i>ruficornis</i> <i>Lw.</i>   |
|    | { Last joint of the male fore tarsi large.  | (40 <i>lobatus</i> <i>Lw.</i> )   |
| 35 | { Fore tarsi of the male plain.   | 33 <i>scapularis</i> <i>Lw.</i>   |
|    | { Fore tarsi of the male enlarged at the tip.   | 34 <i>funditor</i> <i>Lw.</i>     |
| 36 | { Face dark golden-yellow.  | 35 <i>chrysostomus</i> <i>Lw.</i> |
|    | { Face not golden-yellow.   | 37                                |

- 37 { Tip of the hind femora infuscated above. 38  
 { Tip of the hind femora not infuscated above. 39  
 38 { Fore femora on the under side with a black stripe. 36 *præustus* *Lw.*  
 { Fore femora without black streak. 37 *comatus* *Lw.*  
 39 { Fore tarsi black only at the tip. 40  
 { Fore tarsi black from the tip of the first joint. 41  
 40 { Two last joints of the male fore tarsi but little enlarged, feathered  
 with black. 38 *scoparius*, n. sp.  
 { Two last joints of the male fore tarsi enlarged, not feathered. 39 *discifer* *Stann.*  
 41 { Last joint of the male fore tarsi very much enlarged. 40 *lobatus* *Lw.*  
 { Fore tarsi of the male plain. 42  
 42 { Bristles of the hind tibiae longer than usual. 41 *setosus* *Lw.*  
 { Bristles of the hind tibiae not longer than usual. 42 *incisuralis* *Lw.*

*Systematic distribution of the Species.*

I. Prevailing color of the feet black.

A. Cilia of the inferior orbit black.

1. *gratus* *Lw.*                      2. *laticornis* *Lw.*

B. Cilia of the inferior orbit whitish.

3. *setifer* *Lw.*                      6. *tetricus*, n. sp.  
 4. *albiciliatus* *Lw.*                7. *acuminatus* *Lw.*  
 5. *xanthocnemus*, n. sp.            8. *ovatus* *Lw.*

II. Prevailing color of the feet yellowish.

A. Cilia of the inferior orbit black.

9. *pachycnemus* *Lw.*                10. *brevipennis* *Meig.*

B. Cilia of the inferior orbit pale.

A. Cilia of the tegulae pale.

1. Antennæ black, the first joint at the utmost partly red.

11. *longimanus* *Lw.*                16. *splendidus* *Lw.*  
 12. *brevimanus* *Lw.*                17. *batillifer* *Lw.*  
 13. *socius* *Lw.*                        18. *eudactylus* *Lw.*  
 14. *nudus*, n. sp.                    19. *tonsus* *Lw.*  
 15. *subciliatus*, n. sp.

2. Antennæ entirely, or their greater portion, yellowish red.

20. *tener* *Lw.*                        22. *luteipennis* *Lw.*  
 21. *variabilis* *Lw.*

## b. Cilia of the tegulae black.

## 1. Fourth longitudinal vein broken.

## a. Antennæ black.

23. *ramifer* *Lw.*

## b. Antennæ yellowish-red.

24. *bifRACTUS* *Lw.*26. *cuprinus* *Lw.*25. *vittatus* *Lw.*27. *longipennis* *Lw.*

## 2. Fourth longitudinal vein not broken.

## a. Antennæ red, at the utmost the third joint at the tip almost entirely red.

## a. Humeral callosity of the same color with the thorax.

28. *hastatus*, n. sp.31. *sexarticulatus*, n. sp.29. *plumipes* *Scop.*32. *ruficornis* *Lw.*30. *fulvipes* *Lw.*

## b. Humeral callosity yellowish.

33. *scapularis* *Lw.*34. *funditor* *Lw.*

## b. Antennæ black, at the utmost the first joint partly red.

35. *chrysostomus* *Lw.*39. *discifer* *Stamm.*36. *præustus* *Lw.*40. *lobatus* *Lw.*37. *comatus* *Lw.*41. *setosus* *Lw.*38. *scoparius* *Lw.*42. *incisuralis* *Lw.*

## DESCRIPTION OF THE SPECIES.

## I. PREVAILING COLOR OF THE FEET BLACK.

A. *Cilia of the inferior orbit black.*

- 1. *D. gratus* LOEW.** ♂.—Ex viridi chalybeus, pedum nigrorum tibiis anterioribus totis tibiarumque posticarum dimidio basali flavis, facie ochracea, ciliis oculorum inferioribus tegularumque ciliis nigris.

Bluish-green, feet black, the four anterior tibiae entirely, the two hind ones upon the basal half yellow; face ochre-brownish; cilia of the inferior orbit and of the tegulae black. Long. corp. 0.23—0.24. Long. al. 0.21.

Syn. *Dolichopus gratus* LOEW, Neue Beiträge, VIII, 11, 1.

Bluish-green. The narrow face ochre-brownish. Antennae black; the first joint rather narrow. Front metallic bluish-green. The cilia of the inferior orbit black. Lamellae of the hypopygium whitish, of moderate size, on the upper and the apical margin with a moderately broad black border; the apical margin somewhat jagged and fringed with numerous black bristles. Femora black, with yellow tip; the hind femora rather stout, provided with a bristle before the tip; upon the under side ciliated with long black hair; the four anterior tibiae and tarsi yellowish, the latter ones but little darker towards the tip; hind tibiae somewhat thickened, the apical half and the whole of their hind side black, the remaining parts yellowish; hind tarsi quite black, the first joint with few bristles. Tegulae with strong black cilia. Wings hyaline, the costa is thickened before the tip of the first longitudinal vein, and only very gradually attenuated beyond; the end of the fourth longitudinal vein converges towards the third.

*Hab.* Trenton Falls, West Point, Palisades, etc., N. Y. (Osten-Sacken.)

- 2. *D. laticornis* LOEW.** ♂.—Viridis pedum nigrorum tibiis, excepto posticarum apice, flavis, facie alba, ciliis oculorum inferioribus nigris, tegularum ciliis albis.

Green, feet black; tibiae, excepting the tip of the hind ones, yellow; face

white; cilia of the inferior orbit black; cilia of the tegulae white. Long. corp. 0.17. Long. al. 0.15.

*Srs.* *Dolichopus laticornis* Loew, Neue Beitr. VIII, 12, 2.

Face white, rather broad for a male. Antennae black; the third joint large and broad, ovate; arista inserted upon its second third. Front metallic green. The cilia of the inferior orbit black. Lamellae of the hypopygium rather small, of a trapezoidal form, the upper and apical margin are but very little bordered with black; their margin is not jagged but only fringed with minute black hairs. Tip of the coxae yellow. Femora black, with a faint greenish reflection and yellow tip. Tibiae yellowish. (The middle tibiae are wanting in the described specimen.) The tip of the hind tibiae, which are not thickened at all, is black. Fore tarsi from the tip of the first joint black; hind tarsi entirely black; the first joint is beset with a few thorn-like bristles. Hind femora before the tip with a stout bristle. Tegulae with whitish cilia. Wings hyaline; the costa but scarcely thickened about the tip of the first longitudinal vein; the end of the fourth longitudinal vein converges towards the third.

*Hab.* Connecticut. (Norton.)

#### B. *Cilia of the inferior orbit pale.*

**3. D. setifer** Loew. ♂.—Obscure viridis, pedum nigrorum tibiis anterioribus posticarumque dimidio basali flavis, facie albâ, ciliis oculorum inferioribus tegularumque ciliis albidis, metatarso postico valde setoso.

Dark green; feet black, the four anterior tibiae and the basal half of the two hind ones yellow; face white; the cilia of the lower orbit and of the tegulae whitish; the first joint of the hind tarsi with many thorn-like bristles. Long. corp. 0.17. Long. al. 0.15.

*Srs.* *Dolichopus setifer* Loew, Neue Beitr. VIII, 12, 3.

Face silvery-white, narrow. Antennae black, third joint short. Front metallic green. The cilia of the inferior orbit whitish. The lamellae of the hypopygium whitish; their long apical margin is finely jagged only below and fringed with long bristles, above only finely hairy; its lower corner has a narrow black border. The black femora show a green reflection and have a clayish-yellow tip; the hind femora have a bristle before their tip and are ciliated on their under side with long black hairs; the four anterior tibiae are clayish-yellow; the first joint of the four anterior tarsi

is of the same color; its tip and the remaining joints are black. The hind tibiae are black; upon their upper side, from the base beyond the middle, clayish-yellow; towards their tip but little thickened; the first joint of the hind tarsi is covered with many thorn-like bristles. Tegulae with whitish cilia. Wings entirely hyaline, towards the base somewhat wedge-shaped, with a black spot which occupies their very tip. The costa is hardly thickened near the tip of the first longitudinal vein; the end of the fourth longitudinal vein converges towards the third.

*Hab.* District Columbia; Trenton Falls, N. Y. (Osten-Sacken.)

**4. *D. albiciliatus* Loew.** ♀.—Obscure viridis, pedum nigrorum tibiis, posticarum apice tamen excepto, tarsorumque anteriorum basi flavis, facie albâ, ciliis oculorum inferioribus albis, tegularum ciliis nigris.

Dark green; feet black, tibiae, excepting the tip of the hind ones, and the basis of the four anterior tarsi, yellow; face white; cilia of the inferior orbit white; cilia of the tegulae black. Long. corp. 0.20. Long. al. 0.20.

*Syn.* *Dolichopus albiciliatus* Loew, Berl. Ent. Monatschr. VI, 211, 59.

Dark green. Face proportionally rather broad, white. Antennae black, third joint short. Front metallic green. Cilia on the inferior orbit white. Femora black, with a greenish reflection, their extreme tip brownish-yellow; on the under side of the hind femora the hairs are somewhat longer than in the related species, and of such a kind as to lead to the supposition that the male has the hind femora ciliated with black. Tibiae yellow, the tip of the hind ones black; this black coloring occupies on the anterior side perhaps the fourth, on the hind side nearly the third part. On the four anterior tarsi the four last joints, including the tip of the first joint, are black; the hind tarsi are entirely black; their first joint is as long as the second, upon its upper side with two bristles, and upon its under side with one. Cilia of the tegulae black. Wings hyaline.

*Hab.* Illinois. (Le Baron.)

**5. *D. xanthocnemus*, n. sp.** ♂ and ♀.—Obscure viridis, pedum nigrorum tibiis, posticarum apice tamen excepto, tarsorumque anteriorum basi flavis, facie albâ, ciliis oculorum inferioribus albis, tegularum ciliis nigris, femoribus maris posticis albo-ciliatis.

Dark green; feet black, tibiae, excepting the tip of the hind ones, and the



base of the four anterior tarsi, yellow; face white; cilia of the inferior orbit white; cilia of the tegulae black; hind femora of the male ciliated with white. Long. corp. 0.15—0.16. Long. al. 0.17—0.18.

In the color and even the structure of the body this species resembles *D. albiciliatus*; but it is much smaller. Face white, that of the male rather narrow, that of the female proportionally rather broad. Palpi blackish at the base, at the tip more yellowish and with a somewhat whitish reflection. Antennae black; third joint rather short, in the ♂ somewhat larger than in the ♀. Front metallic green. Cilia of the posterior orbit black above, white on the side and below. Coxae black, trochanters brownish-yellow. The fore coxae dusted on their fore side and beset with black hair. Femora black, with brownish-yellow tip, the hind ones before the tip with a bristle. The hairs of the femora are black, but there are on the under side of the four anterior femora of the male some delicate and short white hairs. The under side of their hind femora is ciliated with very long white hairs; upon the under side of the anterior femora of the female the hairs are closer than in the male, and show a whitish appearance only in a certain direction, whilst in another direction they appear rather blackish. Tibiae yellowish; the hind tibiae are colored with black at the tip; this black coloring has but a moderate extent and is rather sharply limited. Tarsi plain in both sexes; on the four anterior ones the tip of the first joint and the four following joints are colored black; the hind tarsi are entirely black; in the male their first joint has more thorn-like bristles than in the female. Cilia of the tegulae black, but mixed with minute white hairs, as it is also the case with the related species, for instance with *D. albiciliatus*. Wings grayish hyaline; in the male the anterior margin has at the tip of the first longitudinal vein a small knot-shaped swelling. The white lamellae of the hypopygium are of a rounded-ovate form, bordered with black, jagged on the upper and apical margins and fringed with black bristles.

*Hab.* Sitka. (Sahlberg.)

*Observation.*—Between the diagnosis of this species and that of *D. albiciliatus* there is no difference with regard to the female sex except in the size. Indeed the females of both species are very much alike. In order to distinguish them it will be well to bear in mind that the female of *D. xanthocephalus* is not only

much smaller, but that the incisures of its abdomen are less blackened, that the black coloring on the tip of its hind tibiae is less extended and more sharply limited, and that finally the short hairs upon the under side of its fore and middle femora have, in a reflected light, for the most part a whitish appearance, whilst in the female of *D. albiciliatus* this is the case only in the proximity of the base of the fore femora.

**6. *D. tetricus*, n. sp.** ♂ and ♀.—Obscure viridis, rarius cupreus, antennis pedibusque nigris, apicali femorum triente testaceo, inferioribus oculorum ciliis flavicantibus, alis cinereis. ♂. Facio exochraceo-cinerea, lamellis hypopygii albidis, ultimo tarsorum anteriorum articulo dilatato, tibiis posticis crassiusculis. ♀. Facio albidâ, pedibus simplicibus.

Dark green, seldom coppery; antennæ and feet black, the last third of the femora brownish-yellow; cilia of the inferior orbit yellowish; wings grayish. ♂. Face yellowish-gray; lamellæ of the hypopygium whitish; the last joint of the fore tarsi enlarged; hind tibiae somewhat thickened. ♀. Face white; feet plain. Long. corp. 0.18—0.20. Long. al. 0.20—0.22.

Dark green, bright; the last segments of the abdomen are usually dark bronze-colored, and sometimes the color of the body is everywhere very coppery. Antennæ black; the third joint almost round, still with a sharp projection at the tip. Front metallic green. The face of the male not very narrow, yellowish gray; the face of the female much broader, whitish. Palpi black, dusted with whitish on the edge, particularly in the female. Cilia of the inferior orbit yellowish, sometimes nearly whitish. Hypopygium with elliptic, whitish lamellæ of moderate size, which are bordered with black on the upper and apical margin; the latter is somewhat jagged. Coxæ black; fore coxæ with black hairs and bristles, only very slightly dusted with white. Feet black; the last third of the fore and middle femora, as also somewhat more than the last quarter of the hind femora, reddish luteous-yellow or almost yellowish-red; the hind femora before the tip with a seta, not ciliated upon their under side, even in the ♂. The tibiae show only at the very extreme base a lighter color; in the ♀ all tibiae are of a plain structure, in the ♂ the hind tibiae are conspicuously thickened. The ♀ has plain tarsi, in the male the last joint of the fore tarsi is flattened from the side, and enlarged above into a lobe; the first joint of the hind tarsi in both sexes is but little fringed with

thorn-like bristles. Cilia of the tegulae black. Wings grayish with brownish-black veins; the last section of the fourth longitudinal vein has a rather strong flexure in the middle, but from that point runs nearly parallel with the third longitudinal vein; the ♂ has no swelling of the costa at the tip of the first longitudinal vein.

*Hab.* Fort Resolution, Huds. Bay Territory. (Kennicott.)

**7. *D. acuminatus* Loew.** ♂ and ♀.—Obscure viridis, pedum nigrorum tibiis anticis ex flavo fuscis, facie albâ, ciliis ocellorum inferioribus albis, tegularum ciliis nigris, lamellis hypopygii magnis, acutis.

Dark green; the feet black, fore tibiae brownish-yellow; face white; cilia of the inferior orbit white, of the tegulae black; the large lamellae of the hypopygium pointed at the end. Long. corp. 0.15. Long. al. 0.14—0.15.

*Syn.* *Dolichopus acuminatus* LOEW, Neue Beitr. VIII, 12, 4.

*Male.* Dark green. Face narrow, white. Antennae black; their third joint short. Front metallic green. Lamellae of the hypopygium white, large, spatule-shaped, pointed, so that the upper and the lower margin strike together and there is no distinct apical margin; the upper one has a narrow black border and is ciliated with minute black hairs. The black femora with a bluish-green reflection, and their extreme tip brownish-yellow; fore tibiae upon the greatest part of the upper side brownish-yellow, dark brown beneath; fore tarsi brownish-black with yellow base; middle tibiae and middle tarsi brownish-black, still the base of the latter yellowish-brown; hind tibiae and hind tarsi entirely black, the latter sparsely bristly upon the first joint. Cilia of the tegulae black. Wings hyaline; the costa at the tip of the first longitudinal vein not thickened; the end of the fourth vein converging towards the third; the hind transverse vein somewhat less steep than in *D. ovatus*.

*Female.* Very much like the male. The white face much broader than in the male, still not so broad as in the female of *D. albiciliatus*. The yellow coloring upon the upper side of the fore tibiae is not only generally lighter than in the ♂, but also often distinctly observable upon the first half of the upper side of the middle tibiae.

*Hab.* Washington. (Osten-Sacken.) Illinois. (Le Baron.)

**8. *D. ovatus* Loew.** ♂.—Obscure viridis, pedum nigrorum tibiae antice ex flavo fuscis, facie albâ, cillis oculorum inferioribus albidis, tegularum cillis nigris, lamellis hypopygii parvis, rotundato-ovatis.

Dark green; feet black, fore tibiae brownish-yellow; face white; cilia of the inferior orbit whitish, of the tegulae black; lamellae of the hypopygium small, rounded-ovate. Long. corp. 0.15. Long. al. 0.14—0.15.

*Syn.* *Dolichopus ovatus* Loew, Neue Beitr. VIII, 13, 5.

Face narrow, white. Antennae black, third joint short. Front metallic green. Cilia of the inferior orbit whitish. Lamellae of the hypopygium white, rather small, roundish-ovate, on the upper and apical margin with a narrow black border, on the latter split into a bristle-like lobe and fringed with black bristles. Feet black; the femora with a somewhat greenish reflection; their extreme tip brownish-yellow; the root of the fore and middle tarsi are of the same color. Fore tibiae upon the greatest part of the upper side brownish-yellow, beneath dark brown. Middle tibiae and middle tarsi brownish-black. Hind tibiae and hind tarsi black. Cilia of the tegulae black. Wings hyaline; the costa at the tip of the first longitudinal vein not thickened. The end of the fourth longitudinal vein converges towards the third; the hind transverse vein straight and steep.

*Hab.* Middle States. (Osten-Sacken.)

*Observation.*—The ♀ of *D. ovatus*, which is not known to me, must resemble very much that of *D. acuminatus*. Besides the but slight discrepancy in the color of the feet, the difference consists probably in the coarser hairs on the fore coxae; at least the hairs in the ♂ of *D. ovatus* are coarser and also longer than in that of *D. acuminatus*. The difference in the direction of the hind transverse vein, in the males of both species, is not sufficient to be relied upon for an easy discrimination of the ♀ of the same species.

## II. PREVAILING COLOR OF THE FEET YELLOWISH.

### A. Cilia of the inferior orbit black.

**9. *D. pachycnemus* Loew.** ♂ and ♀.—Aeneo-viridis, antennis, oculorum tegularumque cillis nigris, coxis omnibus totis obscuris, pedibus flavis, dimidio tiliarum posticarum apicali, tarsi intermediis inde ab articulo primi apice, posticisque totis nigris.

♂. Tarsis anticis attenuatis, articulis tribus ultimis atris, compressis,

duobus ultimis valde dilatatis, femoribus posticis nigro-ciliatis, tibiis posticis incrassatis.

♀. Pedibus simplicibus, tarsi anticis inde ab articuli primi apice nigris.

Metallic green; antennæ, cilia of the inferior orbit and of the tegulæ black; all coxæ entirely dark; tarsi yellow; the whole second half of the hind tibiæ, the middle tarsi from the tip of the first joint and the whole hind tarsi black.

♂. Fore tarsi attenuated; the three last joints black, compressed, the two last joints much enlarged; hind femora ciliated with black; hind tibiæ incrassated.

♀. Feet plain, fore tarsi from the tip of the first joint blackened. Long. corp. 0.25—0.26. Long. al. 0.22.

Syn. *Dolichopus pachygenus* Loew, Neue Beitr. VIII, 13, 6.

Dark metallic green, bright. Face of the ♂ narrow, ochre-yellow; face of the ♀ broad, grayish-yellow. Antennæ entirely black; the third joint ovate. Front bright, generally for the most part steel-blue. The cilia of the inferior orbit black. Thorax with a rather broad brass-colored middle line. Abdomen coppery towards the end. All the coxæ black, only their extreme tip somewhat brownish-yellow. Feet dark yellow; hind femora on the extreme tip darker, before the same with a strong bristle; all tibiæ with numerous bristles; hind tibiæ upon the entire second half black; middle tarsi from the tip of the first joint black; hind tarsi entirely black. Tegulæ with black cilia. Wings somewhat shorter than usual, in the ♀ somewhat more dusky than in the male, especially somewhat darker towards the fore margin.

*Male.* Fore tarsi not very much longer than the fore tibiæ; their first and second joints slender, stalk-like, yellow; the first one much longer than the second; the following joints black, flattened; the third somewhat broader towards the end; the fourth much enlarged, of a nearly triangular form, beset upon the upper side with short, close, minute black hairs; the fourth joint is likewise much enlarged, still not as broad as the third, and of a more ovate form. Hind tibiæ much thickened, stoutest in the middle, and marked upon the upper side with a narrow pale line running from the middle to the tip; hind femora ciliated beneath with long black hairs. Lamellæ of the hypopygium dingy yellow, with a broad black border, of moderate size and of a rather round shape, jagged on the apical margin and fringed with black bristles.

*Female.* Feet plain; the fore tarsi rather blackish already from

the tip of the first joint, which is sometimes the case in ♂, but only in very dark-colored specimens.

*Hab.* Middle States. (Osten-Sacken.) Illinois. (Kennicott.)

**10. *D. brevipennis* Meig.** ♂ and ♀.—Aeneo-viridis, antennis, oculorum tegularumque cillis nigris, coxis anticeis praeter basim pedibusque flavis, triente tibiarum posticarum apicali, tarsi intermediis inde ab articuli primi apice, posticeisque totis nigris.

♂. Tarsis anticeis attenuatis, articulis duobus ultimis atris, compressis, ultimo eximie dilatato, femoribus posticis pallide-ciliatis.

♀. Pedibus simplicibus, tarsi anticeis inde ab articuli primi apice nigris.

Metallic-green; antennae, cilia of the inferior orbit and of the tegulae black; fore coxae, excepting the basis, and feet yellow; the last third of the hind tibiae, the middle tarsi from the tip of the first joint and the whole hind tarsi black.

♂. Fore tarsi attenuated, the two last joints black, flattened, the last one extremely enlarged; the hind femora ciliated with pale hairs.

♀. Feet plain; the fore tarsi from the tip of the first joint black. Long. corp. 0.24—0.25. Long. al. ♂ 0.22; ♀ 0.24—0.25.

*Syn.* *Dolichopus plumitarsis* (var. *β.*) Fallex, *Dol.* 10, 4.

*Dolichopus brevipennis* MEIGEN, *Syst. Besch.* IV, 89, 27.—STANNIUS, *Isis*, 1831, 60, 12.—ZETTERSTEDT, *Ins. Lapp.* 700, 8.—STARBERG, *Kjöyer Tidsskr.* IV, 23, 13.—ZETTERSTEDT, *Dipt. Scand.* II, 603.—WALKER, *Dipt. Brit.* I, 160, 10.

Dark metallic green, bright. Front green. Antennae black. Face of the ♂ grayish-yellow; that of the ♀ grayish-white, slightly yellowish, much broader than in the ♂. Palpi brown. Cilia of the inferior orbit black. Hypopygium black. Lamellae large, oblong-ovate, dingy-yellowish, with a broad black border, on the apical margin somewhat jagged and fringed with crooked black bristles. The hind coxae blackish, only on the extreme tip yellow. Fore coxae yellow, hairy with black; on the outside of the basis with a somewhat triangular greenish-black spot. Feet yellow. Hind femora before the end only with one bristle; in the ♂ they are sparsely ciliated beneath with very long, yellowish hairs. On the hind tibiae the last third at least is black; hind tibiae of the ♂ perceptibly stronger than those of the ♀, but not near so strong as those of the male of *D. pachygenemus*; they have no large bare spot upon their hind side, but at the end of the upper side a straight, pale, longitudinal line occupying the whole of their last third. The fore tarsi of the ♂ are about  $1\frac{1}{2}$

the length of the tibiæ; their three first joints are style-like, very attenuated, generally brownish-yellow; their two last joints are black, flattened from the side, the penultimate but little, the last joint on the contrary very much enlarged. The fore tarsi of the ♀ are plain, blackish from the tip of the first joint. Middle tarsi of both sexes plain, black from the tip of the first joint; upon the second half of the upper side of their first joint a single stronger bristle is inserted. Hind tarsi always altogether black. Cilia of the tegulæ black. Wings of the ♂ somewhat less grayish than those of the ♀, proportionally somewhat shorter and more pointed, with a strong swelling of the costa near the tip of the first longitudinal vein. The hind transverse vein almost perpendicular; the last portion of the fourth longitudinal vein not broken.

*Hab.* Fort Resolution, Hudson's Bay Territory. (Kennicott.)

*Observation.*—The identity of Mr. Kennicott's specimens with the European *D. brevipennis* may be considered as doubtless, after the most careful comparison.

### B. *Cilia of the inferior orbit pale.*

#### A. *Cilia of the tegulæ pale.*

1. Antennæ black, at the utmost the larger portion of the first joint red.

**11. *D. longimanus* Loew.** ♂ and ♀.—Aeneo-viridis, facie maris pallide ochraceâ, femine ex flavo cinerascete, antennis nigris, ciliis oculorum inferioribus tegularumque ciliis flavicantibus coxarum anticarum dimidio basali obscuro, pedibus flavis, tarsis posticis totis nigris; maris ultimo tarsorum anticorum articulo valde dilatato femoribusque posticis ciliatis.

Metalle green; the face of the ♂ pale ochre-yellowish, that of the ♀ yellowish-gray; antennæ black; cilia of the inferior orbit and of the tegulæ yellowish; basal half of the fore coxæ dark; feet yellow with entirely black hind tarsi, last joints of the ♂ fore tarsi enlarged and ♂ hind femora ciliated. Long. corp. 0.26—0.27. Long. al. 0.27—0.28.

*Syn.* *Dolichopus longimanus* Loew, Neue Beitr. VIII, 14, 7.

Bronze-green, rather bright. Face of the ♂ narrow, pale ochre-yellow; face of the ♀ rather broad, light yellow-grayish. Antennæ entirely black, lower corner of the third joint with a scarcely perceptible lighter coloring; third joint of the antennæ in the ♂ short ovate, in the ♀ almost round. Front bright, green or blue-green. The cilia of the inferior orbit yellow.

Upper side of the thorax somewhat pruinose, with a coppery middle stripe and with a somewhat coppery-colored mark on each side before the transverse suture, sometimes coppery on a larger extent. Basal portion of the fore coxae blackish beyond the middle; on the middle and hind ones this coloring extends almost as far as the extreme tip. Feet yellow; fore tarsi black at the tip only, middle ones from the tip of the first joint; hind tarsi entirely black; the hind femora before the tip with a bristle. Tegmæ with yellowish cilia. Wings rather large, hyaline; the fourth longitudinal vein not broken.

*Male.* The lamellæ of the hypopygium whitish, on the upper margin with a narrow, on the apical one with a broader black border, ovate; their apical margin is fringed with black bristles and jagged on its lower part. Fore tarsi slender and nearly twice as long as the tibiæ; the four first joints yellow; first joint as long as four-fifths of the tibiæ; second joint half as long as the first; the third one but little shorter than the second; the fourth only about half as long as the third; the fifth joint but little longer than the fourth, black, flattened, beset upon the upper margin with appressed black hairs. Hind femora upon the second half of the under side closely ciliated with yellow hairs. Hind tibiæ somewhat stout, without being actually thickened; they are glabrous upon the anterior half of their hind side. Costa near the tip of the first longitudinal vein with an elongated swelling.

*Hab.* English river. (Kennicott.) West Point, N. Y. (Osten-Sacken.)

**12. *D. brevimanus* Loew.** ♂.—Aeneo-viridis, facie albâ, antennarum nigrarum articulo primo subtus rubo, ciliis oculorum inferioribus albis, tegularum ciliis pallide flavicantibus, pedibus flavis, coxis anticis concoloribus, tarsis anticis ex flavo pallide ferrugineis, intermediis inde ab articulo primi apice posticisque totis cum tibiæ apice nigris.

Metallic-green; face white; the first joint of the black antennæ upon the under side red; cilia of the inferior orbit white, of the tegulæ yellowish; the fore coxæ and feet yellow; the fore tarsi pale rusty-brownish; middle ones from the tip of the first joint and the whole hind ones, including the tip of the tibiæ, black. Long. corp. 0.17. Long. al. 0.17.

*Syn.* *Dolichopus brevimanus* Loew, Neue Beitr. VIII, 14, 8.

Metallic-green, bright. Face white. Antennæ black; the whole lower margin of the first joint red; third joint ovate, not



rounded at the tip. Front bright bluish-green. Cilia of the inferior orbit white. Lamellæ of the hypopygium white, of medium size and of ovate form, upon the upper and apical margin with a narrow black border, and fringed with black bristles; on the apical margin somewhat jagged. Fore coxæ yellowish-white, without minute black hairs upon the anterior side; middle and hind coxæ blackish with whitish-yellow tip. Feet light yellow; hind femora beset with somewhat longer minute black hairs, without being actually ciliated. Hind tibiæ plain, upon the hind side without glabrous stripe, at the tip blackish. Fore tarsi only as long as the tibiæ and but little darker than those, yellow-brownish; middle tarsi black from the tip of the first joint; hind tarsi entirely black. Tegule with pale yellowish cilia. Wings hyaline, towards the fore margin with a faint brownish-gray tinge; costa near the tip of the first longitudinal vein although somewhat stouter, not actually thickened; the fourth longitudinal vein not broken.

*Hab.* Washington. (Osten-Sacken.)

**13. *D. socius* LOEW.** ♂.—*Aeneo-vividis, facie albâ, antennarum nigrarum articulo primo subtus rufo. Ciliis oculorum inferioribus albis, tegularum ciliis dilute flavicantibus, pedibus flavis, coxis anticis concoloribus, tarsis anterioribus inde ab articuli primi apice, apice tibiæ posticae, unguibus tarsisque posterioribus nigris.*

Metallic-green; face white; the first joint of the black antennæ upon the under side red; cilia of the inferior orbit white; cilia of the tegule pale yellowish; fore coxæ and feet yellow, the four anterior tarsi from the tip of the first joint, the tip of the hind tibiæ and the whole hind tarsi black. Long. corp. 0.17. Long. al. 0.17.

*Svs.* *Dolichopus socius* Loew, Berl. Entom. Zeitschr. VI, 211, 60.

Metallic-green, bright. Face white. Antennæ black; the whole lower margin of the first joint red, the third joint ovate, not rounded at the tip. Front bright, bluish-green. Cilia of the inferior orbit white. Lamellæ of the hypopygium white, of medium size, ovate, on the upper and apical margin with a narrow black border and fringed with black bristles, on the apical margin somewhat jagged. Fore coxæ yellowish-white, without minute black hairs upon the front side; middle and hind coxæ blackish, with yellowish tip. Feet pale yellow; hind femora upon the under side with but extremely short hardly visible hairs; hind tibiæ

blackish at the tip; upon the hind side without glabrous stripe; fore tarsi but little longer than the tibiae, rather slender, blackened from the tip of the first joint, still so that the extreme basis of the second and sometimes even that of the third joint remain pale; the last joint of the fore tarsi is light rusty-brownish; middle tarsi from the tip of the first joint black; hind tarsi entirely black. Cilia of the tegulae pale yellowish. Wings hyaline, towards the fore margin with a faint brownish-gray tinge; the costa near the tip of the first longitudinal vein only very little stouter, but not thickened; fourth longitudinal vein not broken.

*Hab.* Illinois. (Le Baron.)

*Observation.*—In order to distinguish *D. socius* from the very like *D. breviramus*, it is only necessary to pay attention to the difference in the length and coloring of the fore tarsi and also to the different nature of the hairs on the under side of the hind femora. From *D. subciliatus*, *nudus* and *splendidus*, *D. socius* differs by its hind tibiae, which are distinctly blackish at the tip, whereas in *D. subciliatus* and *nudus* they are only slightly infuscated at the tip, and altogether yellow as far as the extreme tip in *D. splendidus*. From *D. subciliatus* and *D. splendidus* it further differs by the red coloring of the lower margin of the first joint of the antennae and by the hind femora of the ♂ which are not ciliated; from all three above named species it differs by the plain fore tarsi of the ♂.

**14. *D. nudus*, n. sp.** ♂ and ♀.—Viridis, nitidus, coxis anticis pedibusque flavis, apice tibiaram posticarum subfusco, antennis præter inferum articuli primi marginem tarsisque posticis nigris, ciliis oculorum inferioribus tegularumque ciliis flavicantibus.

♂. Tarsis anticis elongatis tenuibus, articulo ultimo dilatato atro, femoribus posticis non ciliatis.

♀. Pedibus simplicibus, tarsis anticis inde ab articuli primi apice nigris.

Green, bright; fore coxæ and feet yellow; tip of the hind tibiae brownish; hind tarsi black; lower margin of the first joint of the black antennae red; cilia of the inferior orbit and of the tegulae yellowish.

♂. Fore tarsi elongated, slender, their enlarged last joint black; hind femora not ciliated.

♀. Feet plain; fore tarsi from the tip of the first joint blackened. Long. corp. 0.21—0.22. Long. al. 0.25.

*Male.* Metallic-green, bright. Front metallic-green. Antennae black; the under side of the first joint yellowish-red; third

joint rather blunt at the tip. Face ochre-yellow; palpi yellow. Cilia of the inferior orbit pale yellowish. Hypopygium black; lamelle of medium size, ovate, white, with a rather narrow black border, on the apical margin jagged and fringed with black bristles. Four posterior coxæ blackish with yellow tip. Fore coxæ yellow, only somewhat blackened at the extreme basis, beset upon the anterior side with delicate black hairs, which reach nearly to their base. Feet pale yellow. Hind femora before the tip with a bristle, upon the under side only with very short minute pale hairs. Hind tibiae stout but not exactly thickened, upon the first half of the hind side without hairs, at the extreme tip brownish. Fore tarsi twice as long as the tibiae; their four first joints very thin, yellow; first joint nearly as long as the three following ones together; the third somewhat shorter than the second; the fourth hardly half as long as the third; the fifth joint black, flattened, broad, still not as large as in *D. batillifer*; upon its upper margin it is beset with appressed minute black hairs. Middle tarsi from the tip of the first joint blackened; hind tarsi entirely black. Cilia of the tegulae yellowish-white. Wings hyaline; near the tip of the first longitudinal vein with a long but not very thick swelling, which gradually merges into the costa; fourth longitudinal vein not broken.

*Female.* Wings and feet plain, fore tarsi from the tip of the first joint blackened. All the rest as in the male.

*Hab.* Fort Resolution, Hudson's Bay Territory. (Kennieott.)

*Observation.*—The resemblance of the present species with *D. subciliatus* is so great that, as both occur in the same region, I was for a long time in doubt whether I should consider them as two species. As the unfringed under side of the hind femora of my two ♂ of *D. nudus* does not seem to be rubbed off; as, in both sexes, the first joint of the antennæ is tinged with red on the under side, and as there are some other differences besides (which will be seen by the comparison of the descriptions of both species), I am led to the conclusion that there is a specific difference between *D. nudus* and *D. subciliatus*. It is very striking how closely allied the species of some groups of North American *Dolichopus* are.

**15. *D. subciliatus*, n. sp.** ♂.—Viridis, nitidus, coxis anticis pedibusque flavis, apice tibiarum posticarum subfusco, antennæ tarsisque

posticis nigris, ciliis oculorum inferioribus tegularumque ciliis flavican-  
tibus.

♂. Tarsis anticis elongatis tenuibus, articulo ultimo dilatato atro, femo-  
ribus posticis rare flavo-ciliatis.

♀. . . . .

Green, shining; fore coxæ and feet yellow; tip of the hind tibiæ brownish;  
antennæ and hind tarsi black; cilia of the inferior orbit and of the tegulæ  
yellowish.

♂. Fore tarsi elongated, slender; the enlarged last joint black; the hind  
femora sparsely ciliated with yellow.

♀. . . . . Long. corp. 0.21—0.22. Long. al. 0.25.

Metallic-green, bright. Front metallic-green. Antennæ black; on the under side of the first joint I am not able to discover any lighter coloring; third joint rather blunt at the tip. Face grayish-yellow, nearly ochre-yellow. Palpi yellow. Cilia of the inferior orbit pale-yellowish. Hypopygium black; lamellæ of medium size, ovate, white, with narrow black border, on the apical margin somewhat jagged and fringed with black bristles. The four posterior coxæ blackish with yellow tip. Fore coxæ yellow, only at the extreme basis somewhat blackened, upon the anterior side beset with very delicate black hairs, which do not reach to their base. Feet pale yellow. Hind femora with a bristle before the tip, upon the greater part of the under side sparsely ciliated with moderately long yellowish hairs. Hind tibiæ stout, but not exactly thickened, not hairy upon the first half of the hind side; brownish at the extreme end. Fore tarsi twice as long as the tibiæ; their four first joints very slender, yellow; the first joint nearly as long as the three following ones together; the third somewhat shorter than the second; the fourth hardly half as long as the third; the fifth joint black, flattened, broad, still not as large as in *D. batillifer*; upon its upper edge it is beset with appressed minute black hairs. Middle tarsi from the tip of the first joint blackened. Hind tarsi entirely black. Cilia of the tegulæ yellowish-white. Wings hyaline, somewhat grayish, at the tip of the first longitudinal vein with a long but not very stout swelling, which gradually merges into the costa; fourth longitudinal vein not broken.

*Hab.* Fort Résolution, Hudson's Bay Territory. (Kennicott.)

*Observation.*—The necessary data for the distinction of this species from the foregoing, is contained in the description of the latter.

**16. *D. splendidus* Loew.** ♂.—Aeneo-viridis, latissime cupreo micans, pedibus flavis, coxis anticis tibiisque posticis totis concoloribus, antennis tarsisque posticis nigris, ciliis oculorum inferioribus tegularumque ciliis flavicantibus.

♂. Tarsis anticis modice elongatis, articulo ultimo dilatato atro, femoribus posticis confertim flavido-ciliatis.

♀. . . . .

Metallic-green, with a brilliant coppery-red reflection; feet and fore coxæ yellow, hind tibiæ not darker at the tip; antennæ and hind tarsi black; cilia of the inferior orbit and of the tegulæ yellowish.

♂. Fore tarsi but moderately elongated; the enlarged last joint black; hind femora closely ciliated with yellowish.

♀. . . . . Long. corp. 0.24. Long. al. 0.23—0.24.

SYN. *Dolichopus splendidus* LOEW, Neue Beitr. VIII, 14, 9.

Bronze-green, with a brilliant coppery-red reflection, very bright. Face pale-yellowish. Antennæ entirely black; the third joint short-ovate. Front bright green with a coppery-red reflection. Cilia of the inferior orbit pale yellowish. Upper side of the thorax with an almost purplish spot on each side before the transverse suture. Lamellæ of the hypopygium dingy whitish, rather large and of an oval form, on the upper and apical margin narrowly bordered with black, on the latter jagged and fringed with black bristles. The four posterior coxæ blackish, yellow only at the extreme tip. Fore coxæ entirely yellow, beset upon their anterior side with rather minute black hairs, which do not reach to their base. Feet yellow. Hind femora before the tip with a bristle and upon the greater part of their under side closely ciliated with very long yellowish hairs. Hind tibiæ although stout, but not exactly thickened, without hairs upon the anterior half of the hind side. Fore tarsi not quite  $1\frac{1}{2}$  times the length of the tibiæ; the four first joints yellow; the first to the third stalk-like, still not quite as slender as in the previous and in the three following species; the fourth joint somewhat broader, particularly towards its tip; the first joint nearly as long as the three following taken together, the third somewhat shorter than the second and the fourth distinctly shorter than the third; the fifth joint black, flattened, broad, particularly towards its tip, still by far not as large as in *D. batillifer*; upon its upper margin it is beset with appressed minute black hairs. Middle tarsi blackened from the tip of the first joint; hind tarsi entirely black. Cilia of the tegulæ whitish. Wings hyaline, a little grayish, of a rather equal breadth; the

costa near the tip of the first longitudinal vein with an elongated but not very stout swelling; the fourth longitudinal vein not broken.

*Hab.* Illinois. White Mountains, N. H. (Osten-Saeken.)

*Observation 1.*—I believe I possess also the ♀ of this species in a single specimen, and would not doubt it at all if the tip of the hind tibiæ did not show a rather distinct brown coloring, which is not perceptible in the ♂. All the other marks in the ♀ are precisely as they might be expected in the ♀ of the above described ♂. The fore tarsi are blackened from the tip of the first joint.

*Observation 2.*—*D. splendidus* differs from *D. subciliatus* not only by being much brighter, but particularly by the much less perceptible lengthening of the fore tarsi and by the much longer and much closer ciliation of the hind femora of the male.

**17. *D. batillifer* Loew.** ♂ and ♀.—Aeneo-viridis, pedibus flavis, coxis anticis tibiisque posticis totis concoloribus, antennis tarsisque posticis nigris, horum basi flavâ, ciliis oculorum inferioribus tegularumque ciliis flavicantibus, maris ultimo tarsorum anticorum articulo admodum dilatato.

Metallic-green; fore coxæ and feet yellow; the tip of the hind tibiæ not darker; antennæ and hind tarsi black, the latter at the base yellow; cilia of the inferior orbit and of the tegulæ yellowish; the last joint of the fore tarsi of the ♂ remarkably enlarged. Long. corp. 0.26. Long. al. 0.25.

*Syn.* *Dolichopus batillifer* Loew, Neue Beitr. VIII, 15. 3.

Metallic-green, bright. Face of the ♂ narrow, more light ochre-yellowish than golden-yellow; the face of the ♀ broader and yellowish-white. Antennæ quite black, the lower corner of the first joint only somewhat lighter; the third joint short. Front green, or bluish-green, bright. Cilia of the inferior orbit yellowish. The more bronze-colored middle line of the thorax often hardly perceptible; on each side before the transverse suture a bronze-colored spot. Fore coxæ yellow, upon the whole anterior side with a black pubescence. Hind coxæ only at the extreme tip yellow. Hind femora with a bristle before the tip. Fore tarsi black only at the tip. Middle tarsi blackened from the tip of the first joint, still the base of the first and of the second joints is often not quite black. The hind tarsi are of the same color. Cilia of

the tegulae yellowish. Wings grayish-hyaline; the fourth longitudinal vein not broken.

*Male.* Lamellae of the hypopygium whitish, of moderate size and of a rather oval shape; on the upper and apical margin they are narrowly bordered with black; on the latter very much jagged and fringed with black bristles. Hind femora very closely ciliated with yellow hairs on the middle of the under side. Fore tarsi about  $1\frac{1}{2}$  times the length of the tibiae; their three first joints slender and stalk-like, the first as long as the second and third taken together; the second about  $1\frac{1}{2}$  times the length of the third; the fourth joint somewhat more than half as long as the third and somewhat broader; upon the whole under side and upon the upper side, excepting the tip, whitish; the fifth joint somewhat longer than the third and fourth taken together, flattened, extremely broad, black with a silk-like reflection; upon its outside this reflection takes a handsome silvery hue when viewed in a very oblique direction. Hind tibiae considerably thickened, the greatest thickness somewhat before the middle; the anterior half of their hind side without pubescence. The costa near the tip of the first longitudinal vein with a rather elongated swelling.

*Hab.* West Point, N. Y.; Illinois. (Osten-Sacken.) Connecticut. (Norton.) White Mountains, N. H. (Osten-Sacken.)

**18. D. eudactylus** Loew. ♂ and ♀.—Aeneo-viridis, pedibus flavis, coxis anticis tibiisque posticis totis concoloribus, antennis tarsisque posticis nigris, horum basi flavâ, ciliis oculorum inferioribus tegularumque ciliis flavicantibus, maris duobus ultimis tarsorum anticorum articulis dilatatis et femoribus posticis ciliatis.

Metallic-green; fore coxae and feet yellow; hind tibiae not darker at the tip; the black hind tarsi with yellow root; cilia of the inferior orbit and of the tegulae yellowish; the two last joints of the fore tarsi of the ♂ enlarged and the hind femora ciliated. Long. corp. 0.26. Long. al. 0.25.

*Syn.* *Dolichopus eudactylus* Loew, Neue Beitr. VIII, 16, 11.

Metallic-green, bright. Face of the ♂ narrow, ochre-yellowish; the face of the ♀ broader and yellowish-white. Antennae entirely black, the lower corner of the first joint hardly somewhat lighter; third joint short. Front green, or bluish-green, bright. Cilia of the inferior orbit yellowish. The more bronze-colored middle line of the thorax usually but little distinct; on each side

before the suture a bronze-colored spot. Fore coxæ yellow, upon the anterior side with black pubescence. The four posterior coxæ yellow only at the extreme tip. Feet yellow; hind femora with a bristle before the tip. The color of the fore tarsi changes from brown into black towards the tip; middle tarsi blackened from the tip of the first joint; the hind tarsi are of the same color. Cilia of the tegulæ yellowish. Wings grayish-hyaline, the fourth longitudinal vein not broken.

*Male.* The lamellæ of the hypopygium whitish, of medium size and of an elongated, ovate shape, on the upper and apical margin narrowly bordered with black, on the latter much jagged and fringed with partly black, partly yellowish bristles. Hind femora upon the under side sparsely ciliated with very long yellowish hairs. Hind tibiæ although somewhat stout, but not thickened; the two-thirds of their hind side from the base are without hairs. Fore tarsi over  $1\frac{1}{2}$  times the length of the tibiæ; their three first joints slender, stalk-like; the second joint measures nearly three-fourths of the length of the first, and the third more than three-fourths of the length of the second; the fourth joint is almost as long as the third, flattened somewhat broader at the end, still even here not half as broad as it is long, white, with a handsome silvery reflection; upon its upper margin with hardly visible short minute black hairs; the fifth joint is hardly shorter than the fourth, flattened, and somewhat broader than the previous one, black, beset upon the upper margin with short appressed minute black hairs. The costa near the tip of the first longitudinal vein with a not very considerable but quite distinct swelling; the margin of the wing between the apex and the tip of the fifth longitudinal vein is less rounded than usual, so that there is a trace of a shallow sinus.

*Hab.* New York. (Osten-Sacken.) Mass. (Sanborn.)

**19. D. tonsus** Loew. ♂ and ♀.—Aeneo-viridis, pedibus flavis, coxis anticis tibiisque posticis totis concoloribus, antennis tarsisque posticis nigris, horum basi flavâ, ciliis oculorum inferioribus tegularumque ciliis flavicantibus, maris duobus ultimis tarsorum anticorum articulis dilatatis et femoribus posticis non ciliatis.

Metallic-green; fore coxæ and feet yellow, the hind tibiæ not darker at the tip; antennæ and hind tarsi black, the latter at the basis yellow; cilia of the inferior orbit and of the tegulæ yellowish; in the ♂ the two



last joints of the fore tarsi enlarged, and the hind femora not ciliated.  
Long. corp. 0.26. Long. al. 0.25.

*Syn.* *Dolichopus tonsus* Loew, Neue Beitr. VIII, 16, 12.

Metallic-green, bright. Face of the ♂ narrow, more light ochre-yellowish than golden-yellow; the face of the ♀ broader and yellowish-white. Antennæ entirely black, the lower corner of the first joint only lighter; the third joint short. Front green, or bluish-green, bright. Cilia of the inferior orbit yellowish. A bronze-colored middle line of the thorax is not distinct; on each side before the transverse suture a bronze-colored spot. Fore coxæ yellow, upon the anterior side with rather delicate minute black hairs, which gradually disappear towards their base. Hind coxæ only at the extreme tip yellow. Feet yellow; hind femora with a bristle before the tip. The coloring of the fore tarsi in the ♀ gradually changes towards the tip into brown and black; middle and hind tarsi black from the tip of the first joint, still the base of the second joint yellow. Cilia of the tegulæ yellowish. Wings grayish-hyaline; the fourth longitudinal vein not broken.

*Male.* Lamellæ of the hypopygium whitish, of medium size and of an elongated ovate form, on the upper and apical margin narrowly bordered with black, on the latter much jagged and fringed with partly black, partly yellowish bristles. Hind femora not ciliated upon the under side. Hind tibiæ of ordinary stoutness; their whole hind side uniformly beset with minute black hairs. The fore tarsi more than  $1\frac{1}{2}$  times the length of the tibiæ; the three first joints slender, stalk-like; the second joint is equal to about two-thirds of the length of the first, and the third to about three-fourths of the length of the second; the fourth joint is nearly as long as the third, flattened, at the end somewhat broader, still even here not half so broad as long, white, with a handsome silvery reflection; upon its upper margin with hardly visible and short minute black hairs; the fifth joint as long as the fourth, flattened, and somewhat broader than the previous one, black, beset upon its upper margin with short and appressed minute black hairs. Costa near the tip of the first longitudinal vein without swelling; between the apex of the wing and the tip of the fifth longitudinal vein the margin shows a shallow sinus.

*Hab.* Washington. (Osten-Sacken.)

*Observation.*—The ♀ of the three species described above are

very easy to confound. The characters by which they can be distinguished are as follows: 1. for *D. batillifer* ♀: The costa near the tip of the first longitudinal vein with a slight trace of a swelling, perceptible only to a very attentive observer; this swelling is rather elongated; the apex of the wing somewhat broader than in the ♀ of the two other species; the fore coxæ beset with rather coarse minute black hairs reaching almost to the base. 2. for *D. eudactylus* ♀: The costa near the tip of the first longitudinal vein with a slight trace of a swelling, which has only a very trifling extent in length; the apex of the wing somewhat narrower than in *D. batillifer*, but somewhat broader than in *D. tonsus*; the fore coxæ covered with rather coarse minute black hairs reaching till very near the base. 3. for *D. tonsus* ♀: The costa near the tip of the first longitudinal vein without any trace of a swelling; the tip of the wing somewhat narrower than in the two other species; the black pubescence of the fore coxæ more delicate and not reaching as far towards the base as in the two latter species. Whether the slight differences in the coloring of the tarsi, perceptible in the specimens of these species compared by me, are sufficient for their sure distinction, can only be decided by the examination of a larger number of specimens.

2. Antennæ altogether or for the most part yellowish-red.

**20. *D. tener* Loew.** ♂.—Viridis, facie ex flavo albidâ, antennis rufis, oculorum ciliis inferioribus tegularumque ciliis albidis, pedibus paliside flavis, ultimo tarsorum anticorum articulo maris modice dilatato, nigro.

Green; face yellowish-white; antennæ red; cilia of the inferior orbit and of the tegulæ whitish; feet pale yellow; the enlarged last joint of the fore tarsi of the male black. Long. corp. 0.15. Long. al. 0.17.

SYN. *Dolichopus tener* Loew, Neue Beitr. VIII, 17, 13.

Green, bright. Face yellowish-white. Antennæ yellowish-red, the apical margin of the third joint blackened; arista with a very short but still perceptible pubescence. Front metallic-green, bright. Cilia of the inferior orbit whitish. Upper side of the thorax not very bright. Lamellæ of the hypopygium white, rounded, slightly bordered with black, on the apical margin somewhat jagged and fringed with black bristles. Coxæ whitish-yellow, the middle ones upon the outside partly gray; the fore ones have, besides the black bristles near their tip, only a very short and deli-

cate white pubescence. Feet whitish-yellow; hind femora before the tip with a bristle, and upon the second half of their under side ciliated with six to seven very long yellowish-white hairs. Fore tibiæ long and slender; hind tibiæ rather stout, but not thickened, only at the base of the hind side somewhat glabrous. Fore tarsi filiform, over  $1\frac{3}{4}$  times the length of the tibiæ; the four first joints pale-yellowish, their relative length about as 5:4:3:  $1\frac{1}{3}$ ; their fifth joint but little shorter than the fourth, somewhat flattened, black, beset upon its upper side with rather appressed black hairs. Middle and hind tarsi from the tip of the first joint brownish. Cilia of the tegule yellowish-white. Wings hyaline, rather narrow; the costa near the tip of the first longitudinal vein with a distinct swelling; the third longitudinal vein not broken; the hind transverse vein perpendicular and straight.

*Hab.* Chicago. (Osten-Sacken.)

**21. *D. variabilis* Loew.** ♂ and ♀.—*Laete viridis, facie maris pallide aurea, prope os albidâ, facie femine totâ albâ, antennis rufis, oculorum ciliis inferioribus albidis, tegularum ciliis flavicantibus, pedibus flavis, alis cinereo-hyalinis.*

Handsome green; the face of the ♂ pale golden-yellow, whitish below; the face of the ♀ white; antennæ red; cilia of the inferior orbit whitish, cilia of the tegulæ yellowish; feet yellow; wings grayish-hyaline. Long. corp. 0.19. Long. al. 0.19.

*Syn.* *Dolichopus variabilis* Loew, Neue Beitr. VIII, 17, 14.

Handsome green, bright. Face of the ♂ more pale gold-colored than ochre-yellowish, near the oral border whitish; face of the ♀ proportionally narrow, white. Antennæ yellowish-red; their third joint short, ovate, generally red only at the base and on the under side, otherwise brownish-black, sometimes brown only at the tip or entirely reddish-yellow. Front bright green. Fore coxæ yellowish-white, beset, besides the black bristles near their tip, with very delicate minute whitish hairs. Middle and hind coxæ of the same color, but colored with black upon the greater part of the outside. Feet yellowish; hind femora before the tip with a bristle, in the ♂ ciliated upon the under side with very long pale-yellowish hairs. Fore tarsi of the ♂ about  $1\frac{1}{2}$  times the length of the tibiæ; those of the ♀ hardly as long as the tibiæ, blackened from the tip of the first joint, plain also in the ♂. Middle tarsi of the same color as the fore tarsi. Hind tibiæ also in the ♂ not stout, but

upon their basal half on the inside glabrous. Hind tarsi usually quite black; sometimes their first joint, with the exception of the tip, is only brownish or even yellowish; more seldom the basis of their second joint has also the same lighter coloring. Cilia of the tegulae yellowish. Wings grayish hyaline, of rather equal breadth; the costa has in the ♂ near the tip of the first longitudinal vein a slight swelling; the fourth longitudinal vein is not broken; sometimes the apical portion of the anterior part of the wings shows a somewhat stronger grayish tinge.

*Hab.* New York. (Osten-Sacken.)

*Observation.*—*D. variabilis* is more variable in the coloring of the posterior tarsi than is usually the case with the species of the genus *Dolichopus*. I have received a female as belonging to the variety of *D. variabilis*, having light feet, which has the tegulae ciliated with black, and differs besides from the other females undoubtedly belonging to *D. variabilis*, by the more clayish-yellow color of its wings. I cannot take it for the ♀ of the present species. In the coloring of the wings and in several other characters it approaches very much *D. luteipennis*, but as its hind tibiae are without bristles, it may perhaps not even belong to this species. I possess also some other females which I can only distinguish from the above described ♀ of *D. variabilis* by their black ciliated tegulae. It seems therefore that either the females vary in the coloring of the cilia, or that we have here two exceedingly similar species.

**22. *D. luteipennis* LOEW.** ♂.—Laete viridis, facie albidâ, antennis rufis, oculorum ciliis inferioribus albidis, tegularum ciliis flavicantibus, pedibus flavis, tarsis maris simplicibus, alis lutescentibus.

Handsome green; face whitish; antennae red; cilia of the inferior orbit whitish; cilia of the tegulae yellowish; feet yellow; the fore tarsi of the ♂ plain; wings yellowish. Long. corp. 0.19. Long. al. 0.19.

*Syn.* *Dolichopus luteipennis* LOEW, Neue Beitr. VIII, 18, 15.

Handsome green, moderately bright. The color of the face whitish, only upon its upper part somewhat more yellowish. Antennae yellowish-red; their third joint short-ovate, perceptibly infuscated at the tip. Front bright, green-blue. Cilia of the inferior orbit whitish. Upper side of the thorax dusted, and hence somewhat dull, with a rather distinct brassy-yellow middle line. The pubescence of the abdomen is whitish, not only on the lateral

margin, as in the resembling species, but also upon the greater part of the upper side. Lamellæ of the hypopygium of ordinary size, rounded-ovate, on the upper and apical margin narrowly bordered with black, the latter jagged and fringed with black bristles. Fore coxæ yellowish-white, and except some black bristles near their tip, beset with only very delicate minute whitish hairs. Middle and hind coxæ of the same color, the former darker only at the basis. Hind femora before the tip with a black bristle, upon the under side ciliated with about 6 to 7 yellowish hairs; hind tibiæ rather stout, but not thickened; in very dark colored specimens sometimes near the tip and also upon the fore and hind side with a little brown blot; upon their hind side only a short glabrous stripe, which does not reach to their middle; fore tarsi slender, plain, about  $1\frac{1}{3}$  times the length of the tibiæ; only their last joint black. Middle tarsi from the tip of the first joint brownish, towards the end blackish-brown, in paler specimens generally but moderately brownish. Hind tarsi generally entirely black, sometimes paler towards the end of the first joint or also at the end of the second joint; in the palest specimens brownish only towards the end. Cilia of the tegulæ yellowish. Wings rather distinctly clayish-yellow; veins clayish-yellow; the fourth longitudinal vein not broken; the costa near the tip of the first longitudinal vein with a little swelling.

*Hab.* Washington. (Osten-Sacken.)

*Observation.*—With regard to a female which may be taken for that of the present species, the necessary remarks have been made in the observation to the previous species. However unusual the inconstancy in the coloring of the tarsi of *D. luteipennis* and of *D. variabilis* may be, I have no doubt that these varieties do not represent different species. At least the most attentive examination of the specimens distinguished by the coloring of their feet, did not lead to the discovery of the slightest difference in the plastic characters in one as well as in the other species.

b. *Cilia of the tegulæ black.*

1. Fourth longitudinal vein broken.

a. Antennæ black.

**23. *D. ramifer* Loew.** ♂ and ♀.—Obscure viridi-aeneus, thoracis dorso aeneo-nigro, facie albâ, antennis nigris, ciliis oculorum inferioribus

abdidis, tegularum cillis nigris, pedibus flavis, alarum venâ longitudinali quartâ appendiculatâ.

Dark bronze-green, upper side of the thorax bronze-black; face white; antennæ black; cilia of the lower orbit whitish; cilia of the tegulae yellowish; the fourth longitudinal vein with a stump of a vein. Long. corp. 0.13. Long. al. 0.13.

Svs. *Dolichopus ramifer* Loew, Neue Beitr. VIII, 19, 16.

Dark bronze-green, the upper side of the thorax more bronze-black. Face of the ♂ nearly as broad as that of the ♀, in both sexes white. Antennæ black; the lower corner of the first joint colored somewhat lighter; in the ♂ the third joint is rather long elliptic with a pointed tip, and the apparently bare arista inserted quite near the tip; in the ♀ it is perceptibly shorter, and has a less pointed tip, to which the arista is still more approximated. Front bluish-black, very bright. Cilia of the inferior orbit whitish. Upper side of the thorax bronze-black, or more dark bronze-green. Abdomen somewhat coppery. Fore coxæ dark yellow, at the extreme basis somewhat blackened, beset upon the fore side with short minute black hairs. Middle and hind coxæ blackish, dark yellow only at the tip. Feet dark yellow; the fore and middle tarsi from the tip of the second joint black; the hind tarsi, including the tip of the hind tibiae, black. The hind femora somewhat broad, before the end with a bristle. Cilia of the tegulae black. Wings hyaline-gray; the fourth longitudinal vein broken, so that its inferior angle is a right one and the superior is rounded, the former is supplied with a rather long stump of a vein.

*Male.* Lamellæ of the hypopygium white, rather small, roundish, at the upper and apical margin only with an extremely narrow dark border, on the latter but very little jagged and fringed with black bristles. Hind femora very sparsely ciliated with moderately long whitish-yellow hairs. Hind femora rather stout, the greater part of their hind side glabrous. Costa with a small swelling at the tip of the first longitudinal vein.

*Hab.* Nebraska. (Dr. Hayden.) Lake Winnipeg. (Kennicott.) New Rochelle, N. Y. (Osten-Sacken.)

b. Antennæ yellowish-red.

**24. D. bifRACTUS** Loew. ♂ and ♀.—Aeneo-viridis, thoracis dorso pollinoso, opaco, abdomine cupreo-micante, facie albidâ, interdum ex flavo cinereâ, antennis rufis, cillis oculorum inferioribus albidis, cillis tegularum nigris, alarum venâ longitudinali quartâ appendiculatâ.

Bronze-green; upper side of the thorax not very bright, dull; abdomen with a coppery-red reflection; face whitish, sometimes more yellowish-gray; antennae red; cilia of the inferior orbit whitish; cilia of the tegulae black; the fourth longitudinal vein with a stump of a vein. Long. corp. 0.22. Long. ai. 0.17.

SYN. *Dolichopus bifractus* Loew, Neue Beitr. VIII, 19, 17.

Bronze-green, but little shining. Face whitish, in not recently excluded specimens generally more yellowish-gray; in the ♂ it is not much narrower than in the ♀. Antennae red; their third joint ovate, somewhat broad; at the point of insertion of the arista it is somewhat swollen and blackened; its apical half is often brownish. Arista with a very short but distinct pubescence. Front bronze-green, but opaque, on account of a very delicate light brownish-gray dust. Cilia of the inferior orbit whitish. Upon the upper side of the thorax the ground color, although bronze-green, is quite opaque, on account of a dense brownish-gray dust, which in fresh, not denuded specimens, altogether conceals it. Abdomen brighter metallic-green, in not recently excluded specimens rather coppery. Coxae and feet yellow; the middle coxae up to the tip gray; the front side of the fore coxae sparsely beset with delicate minute black hairs, glabrous towards the basis. Hind femora before the tip with a bristle. Fore tarsi brownish, only the last joints really black. Middle tarsi from the tip of the first joint blackish; the extreme tip of the hind tibiae, including the whole hind tarsi, black. Cilia of the tegulae black. Wings with a rather dark grayish tinge; on the anterior margin and along the veins generally somewhat brownish; the fourth longitudinal vein broken twice at right angles; both angles sharp; as an exception, the upper one sometimes slightly rounded; at the lower angle there is generally a stump of a vein, whilst the upper one for the most part has none.

*Male.* Lamellae of the hypopygium white, of moderate size, rather rounded, on the upper and apical margin narrowly bordered with black, on the latter somewhat jagged and fringed with black bristles. Fore tarsi  $1\frac{1}{4}$  times the length of the tibiae; first joint somewhat longer than the second and third taken together; fourth and fifth joints black, somewhat flattened, the upper edge of the fifth bearded with close black hairs. Hind tibiae plain, their hind side not glabrous.

*Hab.* Chicago. (Osten-Sacken.) Nebraska. (Dr. Hayden.)

**25. *D. vittatus* Loew.** ♂.—Aeneo viridis, thoracis lineâ mediâ vittisque lateralibus orichalceis, facie albidâ, antennis rufis, ciliis oculorum inferioribus albidis, tegularum ciliis nigris, pedibus flavis, tarsis maris simplicibus, alarum venâ longitudinali quartâ fractâ et appendiculatâ.

Bronze green; middle line and the two lateral stripes of the thorax brassy yellow; face whitish; antennae red; cilia of the inferior orbit whitish; cilia of the tegulae black; feet yellow; tarsi of the ♂ plain; fourth longitudinal vein broken and furnished with a stump. Long. corp. 0.26—0.27. Long. al. 0.25—0.26.

Svx. *Dolichopus vittatus* Loew, Neue Beitr. VIII, 20, 18.

Bronze green, shining. Face rather broad for a ♂, whitish. Antennae red, apical half of the third joint somewhat infuscated; arista with a short, distinct pubescence. Front metallic green, or greenish-blue, shining. Cilia of the inferior orbit yellowish-white. Upper side of the thorax green or blue, with a conspicuous, almost golden-yellow or more copper-colored middle-line, and with similar lateral stripes. Lamellae of the hypopygium white, of moderate size, narrow-ovate in shape, with a narrow black margin on the upper and the apical edge; the latter jagged and fringed with black bristles. Coxae and feet pale yellowish; the fore coxae are beset on their anterior and inner side with numerous, on the outer side with very scarce, small, black hairs, besides the white pubescence which clothes them; the middle coxae upon the greater part of their outside blackish. Hind femora before their end with a bristle. Hind tibiae of the ordinary size, upon their hind side with a glabrous stripe, which extends beyond their second third. Fore tarsi plain, only very little longer than the tibiae, from the middle of the third joint black; the middle and hind tarsi are black from the tip of the first joint. Wings grayish-hyaline, towards the fore margin somewhat more brown; costa near the tip of the first longitudinal vein with a very thick swelling; fourth longitudinal vein broken; superior angle of the fracture rounded, inferior one with only a short stump.

*Hab.* Chicago; Genesee, N. Y. (Osten-Sacken.)

**26. *D. cuprinus* Wied.** ♂ and ♀.—Aeneo-viridis, thoracis lineâ mediâ vittisque lateralibus orichalceis, facie ex flavo albidâ, antennis rufis, ciliis oculorum inferioribus albidis, tegularum ciliis nigris, pedibus flavis, tarsorum anticorum apice in mare dilatato, alis basim versus non angustatis, venâ longitudinali quartâ fractâ.



Metallie green, middle line and lateral stripes of the thorax brassy yellow; face yellowish-white; antennæ red; cilia of the inferior orbit whitish, cilia of the tegulæ black; feet yellow; tip of the fore tarsi of the ♂ enlarged; wings towards the base not narrowed; fourth longitudinal vein broken. Long. corp. 0.25—0.26. Long. al. 0.24.

*Syn.* *Dolichopus cupreus* SAY, Journ. Ac. Philad. III, 86, 9.

*Dolichopus cuprinus* WIEDEMANN, Zweifl. II, 230, 1.—WALKER, List III, 660.—LOEW, Neue Beitr. VIII, 20, 19.

Metallie green, shining. Face whitish, with a more or less yellowish tinge, particularly that of the ♂, which is considerably narrower than that of the ♀. Antennæ yellowish-red, the apical half of the third joint often infuscated. Arista with short but distinct pubescence. Front shining, bluish-green. Cilia of the inferior orbit whitish-yellow. Upper side of the thorax green, often bluish-green, seldom blue, with a conspicuous yellow brass-colored, sometimes copper-colored middle line and with similar lateral stripes. Abdomen usually more bronze-green or coppery. Coxæ and feet pale yellowish; fore coxæ only on the inner margin of their anterior side with sparse minute black hairs, which are more distinct in the ♀ than in the ♂; middle coxæ upon the greater part of their outside, blackish. Hind femora with a bristle before the tip. Fore tarsi from about the middle of the third, middle and hind ones from the tip of the first joint, blackened. Cilia of the tegulæ black. Wings tinged with gray, towards the fore margin more grayish-brown, not more narrowed than usual towards the base; the fourth longitudinal vein broken, so that its inferior angle is a sharp right one and the superior is rounded; the former is supplied with a short stump of a vein.

*Male.* Lamellæ of the hypopygium of moderate size and of elongated-ovate form, white, narrowly bordered with black on the upper and apical margin; the latter jagged and beset with black bristles. Hind femora upon the second half of their under side sparsely ciliated with very long yellowish hairs. Hind tibiae not thickened, upon their hind side with a glabrous stripe extending beyond the middle. Fore tarsi not one and a half times the length of the tibiae, two first joints stalk-like; first joint nearly one and a half times the length of the second; three last joints slightly flattened, third joint upon its upper side very densely fringed with longer, the fourth with somewhat shorter black hairs; the three

last joints of the tarsi are about as long as the second; the two last ones as long as the third.

*Hab.* Middle States. (Osten-Sacken.) Nebraska. (Dr. Hayden.)

*Observation.*—The determination of this species, the most common in the Middle States, is not doubtful when we compare the descriptions of *Say* and *Wiedemann*, which serve to complete each other. The ♀ is easily distinguished from that of *D. longipennis* by its less narrowed basis of the wings. Its distinction from the as yet unknown ♀ of *D. villatus* must be very difficult, unless perhaps the proportional length of their feet affords an available mark of distinction. Two males measuring only 0.23 in length resemble in all plastic characters the ♂ of *D. cuprinus* so much that I take them merely for a smaller variety. A single, unfortunately not well-preserved ♂, distinguished by a somewhat larger size, may perhaps constitute a particular species, as the fourth longitudinal vein is less broken, and the three last joints of the fore tarsi are a little broader. It would not be safe, however, to decide upon a single specimen.

**27. *D. longipennis* LOEW.** ♂ and ♀.—Aeneo-viridis, thoracis lineâ mediâ vittisque lateralibus orichalceis plerumque subobsoletis, facie ex flavo albidâ, antennis rufis, ciliis oculorum inferioribus albidis, tegularum ciliis nigris, pedibus flavis, maris tarsorum anteriorum apice dilatato et alis basin versus valde angustatis.

Metallic green; middle line and lateral stripes of the thorax of a brassy-yellow color, however, mostly indistinct; face yellowish-white; antennæ red; cilia of the inferior orbit whitish; cilia of the tegulæ black; feet yellow; the tip of the fore tarsi of the male enlarged and its wings very much narrowed towards the basis. Long. corp. 0.26. Long. al. 0.26—0.27.

*SYN.* *Dolichopus longipennis* LOEW, Neue Beitr. VIII, 21, 20.

Bronze green, shining. Face white, often more or less yellowish. Antennæ red, the second half of the third joint sometimes infuscated. Arista with a rather short but very distinct pubescence. Front shining, green or blue. Cilia of the inferior orbit whitish-yellow. Upper side of the thorax with a brass-colored middle line and similar lateral stripes, which, however, are less distinct than in the two previous species. Abdomen often very coppery, particularly upon its posterior half. Coxæ and feet pale yellowish; fore coxæ only on the inner margin of their anterior side with a

few indistinct minute black hairs; middle coxæ upon the greater part of their outside grayish. Hind femora before the tip with a bristle. Fore tarsi blackened from the middle of the third joint; middle and hind tarsi infuscated from the tip of the first joint, and towards their end gradually colored with black. Tegulae with black cilia. Wings tinged with gray, towards the fore margin more yellowish-brown, towards the basis narrower than in the related species; the fourth longitudinal vein not so much broken as in the two previous species, the lower angle of the fracture generally without stump, yet sometimes with a very short one.

*Male*.—Lamelle of the hypopygium of moderate size and of an elongated ovate form, on the upper and apical margin bordered with black; the latter one very much jagged and fringed with black bristles. Hind femora not ciliated. Hind tibiae not thickened, hairy upon their entire hind side. Fore tarsi somewhat longer than the tibiae; two first joints stalk-like, the first hardly one and a quarter the length of the second; the three last joints taken together hardly longer than half the second joint, but very little flattened, tinged with black beyond the middle of the third joint; the third joint upon its upper edge densely fringed with longer, the fourth with somewhat shorter, black hairs. Wings of a remarkable length, unusually narrow near the basis; still their rounded anal angle projecting almost in the shape of a lobe; the costa near the tip of the first longitudinal vein with a but slight swelling.

*Hab.* Middle States; Washington, D. C. (abundant in June; Osten-Sacken); Chicago (*id.*).

*Observation*.—I am in possession of a ♀ which was communicated to me as that of the present species, but which I consider as that of *D. scapularis*. As *D. longipennis* sometimes occurs without distinct fracture on the fourth longitudinal vein, so it happens, on the contrary, that in some specimens of *D. scapularis* the fourth longitudinal vein is somewhat broken; they are however easily distinguished from *D. longipennis* by the pale coloring of their humeral callosities. The latter differs besides from the females of all related species by its wings, which are somewhat narrowed at the basis.

## 2. Fourth longitudinal vein not broken.

*a.* Antennæ red, at the utmost the third joint at the tip or almost entirely black.

*z.* Humeral callosities of the same color with the thorax.

**28. *D. hastatus*, nov. sp.** ♂ and ♀.—Viridis, antennis rufis, articulo tertio ex parte nigro, ciliis oculorum inferioribus flavis, tegularum ciliis nigris, pedibus flavis, tibiis intermediis maris ante apicem perspicue, femine obsoletissime albido-notatis, tarsis intermediis maris apicem versus compressis, femine subcompressis, alarum venâ longitudinali quartâ non fractâ.

Green; antennæ red; third joint partly black; cilia of the inferior orbit yellow, cilia of the tegulae black; feet yellow; middle tibiæ before the tip with a white spot, which is very distinct in the ♂, and indistinct in the ♀; middle tarsi strongly flattened towards the tip in the ♂, and more slightly in the ♀; fourth longitudinal vein not broken. Long. corp. 0.22. Long. al. 0.22—0.23.

This species, distinguished by many peculiar marks, resembles in the structure of the ♂ arista *D. sagittarius* Loew, from Siberia. Bronze-green, shining. Face of the ♂ narrow and brassy-yellow; the face of the ♀ is much broader, and has a grayish-yellow tinge. Palpi yellow, in the ♀ towards the basis blackish. Antennæ reddish-yellow; their third joint short and rather rounded; its apical half black or brown; the arista of the ♀ is plain and rather stout; that of the ♂ is longer and more slender, enlarged at the tip into the shape of a lancet-like lamel pointed on both sides, the tip of which has a dingy-whitish coloring. Front shining bluish-green. Cilia of the inferior orbit yellow. Fore coxæ yellow, upon the anterior side with a delicate black pubescence. Middle and hind coxæ grayish-black, only the extreme tip and the trochanter yellow. Feet yellow. Hind femora before the tip with a bristle. Middle tibiæ with black tip, and before it, in the ♂, upon the upper side with a whitish spot, of which there is hardly a trace in the ♀. Hind tibiæ at the tip blackish-brown, in the ♂ upon the hind side with a narrow, linear, hardly distinct glabrous stripe. The tarsi have the tip of the first joint, the four following joints, and besides, the base of the first joint of the middle tarsi, black; the three last joints of the middle tarsi of the ♂ are distinctly, although not very strongly, flattened; this is also the case in the ♀, but less perceptibly so; this part of the middle tarsi viewed from the side seems distinctly stouter than

when it is seen from above or below. The first joint of the hind tarsi with only two thorn-like bristles. Cilia of the tegulae black. Wings grayish-hyaline; the last segment of the fourth longitudinal vein is inflected before its middle but not broken. The wings of the ♂ are somewhat narrower than those of the ♀, and have before the anal angle a very remarkable large bisinuated excision, so that the angle assumes the shape of an independent lobe-like appendage. Lamellæ of the hypopygium of moderate size, rounded-ovate, whitish, with a rather broad black border, on the upper and apical margin jagged and fringed with black bristles.

*Hab.* Sitka. (Sahlberg.)

**29. *D. plumipes* Scop.** ♂ and ♀.—Viridis, humeris concoloribus, antennis rufis, articulo tertio præter basim nigro, facie aureâ, ciliis oculorum inferioribus flavis, tegularum ciliis nigris, pedibus flavis, articulo tarsorum intermediorum primo maris setulis nigris pennato, alarum venâ longitudinali quartâ non fractâ.

Green, including the humeral callosity; third joint of the red antennæ with the exception of its basis, black; face golden-yellow; cilia of the inferior orbit yellow; cilia of the tegulae black; feet yellow; first joint of the middle tarsi of the ♂ feathered with black bristles; fourth longitudinal vein not broken. Long. corp. 0.17—0.19. Long. al. 0.18.

**Syn.** *Musca plumipes* Scopoli, Ent. Carn. 334, 895.

*Dolichopus pennitarsis*, Fallex, Dolich. 11, 16.—Meigen, Zweifl. IV, 90, 29.—Macquart, Suites, I, 446, 34.—Stannius, Isis, 1831, 63, 14. Zetterstedt, Ins. Lapp., 709, 9.—Staeger, Kroyer's Tidsskr. 30, 21.—Zetterstedt, Dipt. Scand. II, 541, 35.

*Dolichopus plumipes* Walker, Dipt. Brit. I, 162, 16.

Metallic-green, sometimes somewhat coppery. Antennæ yellowish-red, third joint, excepting its basis, blackened; that of the ♂ ovate, with a rather sharp angle at the end; that of the ♀ shorter. Front metallic-green. The face reaches lower here than in most other species of *Dolichopus*; that of the ♂ is rather narrow and golden-yellowish; that of the ♀ is broad and pale-grayish, dusted with whitish-yellow. Palpi yellow. Cilia of the inferior orbit yellow. Fore coxæ yellow, with a black pubescence anteriorly; middle and hind coxæ blackish, the extreme tip and the trochanter yellow. Feet yellow. Hind femora with a bristle before the tip. The middle tibiæ are but slightly infuscated near the tip; the tip of the hind tibiæ is somewhat blackish, this color occupying but a narrow extent. Fore and hind tibiæ plain in

both sexes; the middle tibiæ only in the ♀; in the ♂ they are remarkably slender, only somewhat stouter at the basis and near the tip; on the upper side with a blackish-brown longitudinal line, which reaches from the incrassation at the base to that at the tip; they show besides, just before the apical incrassation, a small whitish, not always distinct, crossband. Fore and hind tarsi plain in both sexes; the former from the tip of the first joint, the latter altogether, black; middle tarsi also altogether black, plain in the ♀; their first joint in the ♂ is somewhat incrassated and densely ciliated on both sides with obliquely inserted black bristles. Cilia of the tegulæ black. Wings grayish-hyaline; fourth longitudinal vein not broken; in the ♀ they have the usual shape; in the ♂ the hind margin has a sinuated excision before the anal angle. The yellowish-white lamellæ of the hypopygium are of moderate size, elongated-ovate, narrowly bordered with black, fringed with black bristles along the upper and apical edge; the latter is somewhat jagged.

*Hab.* Sitka. (Sahlberg.)

*Observation.*—I have been able to compare a considerable number of North American specimens of this species, and do not find any difference between them and the European ones. At first it appeared to me that the arista of the former ones was perceptibly stouter than that of the latter. A more close examination showed, however, that this difference was merely illusory and produced by some dust on the American specimens in my possession. The appendages of the hypopygium of the North American specimens are likewise precisely similar to those of the European ones.

**30. *D. fulvipes* Loew.** ♂.—Viridis, nitidus, facie aureâ, antennis fulvis, articulo tertio præter basim nigro, ciliis oculorum inferioribus flavis, tegularum ciliis nigris, coxis anticis pedibusque fulvis; tibiæ intermediarum apice albo; tarsis intermediis simplicibus.

Green, shining; face golden-yellow; antennæ dark yellow, third joint, except its basis, black; cilia of the inferior orbit yellow; cilia of the tegulæ black; fore coxæ and feet dark yellow, tip of the middle tibiæ white; middle tarsi plain. Long. corp. 0.23. Long. al. 0.24.

*Syn.* *Dolichopus fulvipes* LOEW, Berl. Ent. Zeit. VI, 512, 61.

Metallic-green, shining. Face golden-yellow, rather narrow. Antennæ saturate dark yellow; third joint elliptical, not rounded at tip, black, with yellow basis. Front metallic-green. Cilia of

the inferior orbit yellow. Lamellæ of the hypopygium rather small, ovate, whitish, with a narrow black border, jagged at the tip and with black bristles round the edge. Fore coxæ saturate dark yellow, with black hairs; the four posterior coxæ blackish with a dark yellow tip; the rather stout feet also dark yellow; hind femora with a bristle before the tip; the middle tibiæ have at the tip, on the upper side, a whitish, distinctly swollen spot, which is bare of any hairs or bristles; upper side of the hind tibiæ with numerous bristles; there is no glabrous spot on their hind side. Tarsi plain; the four anterior ones are blackened from the tip of the first joint; the base of the second, sometimes also of the third joint, remain however pale; the hind tarsi are altogether black. Cilia of the tegulæ black. Wings grayish-hyaline, with a wide sinus on the hind margin, before the anal angle; costa hardly thickened near the tip of the first longitudinal vein; the last portion of the fourth longitudinal vein considerably inflected about the middle, without being broken.

*Hab.* Illinois. (Le Baron.) White Mountains, N. H. (Osten-Sacken.)

**31. *D. sexarticulatus*, n. sp.** ♂.—Aureo-viridis, nitidus, antennis rufis, ciliis oculorum inferioribus flavicantibus, ciliis tegularum nigris, coxis omnibus pedibusque flavis, tarsis posterioribus inde ab articuli primi apice ex fusco nigris, alarum venâ longitudinali quartâ non fractâ.

♂. Hypopygii apice flavo, lamellis albis late nigro-limbatis, tarsorum anteriorum articulis tribus primis elongatis, flavis, articulis ultimis duobus brevibus compressis, penultimo toto atro, ultimo in basi atro, in apice niveo et appendiculâ lamelliformi, cum articulo ipso concolore, instructo.

♀. . . . .

Gold-green, shining; antennæ red, cilia of the inferior orbit yellowish, on the tegulæ black; all coxæ and feet yellow, the middle and hind tarsi from the tip of the first joint brownish-black; the fourth longitudinal vein not broken.

♂. Tip of the hypopygium yellow, lamellæ white with a broad black border; the three first joints of the fore tarsi elongated, yellow, the two last ones short and broadly flattened; the penultimate entirely black; the last one black at the basis, snow-white at the tip, provided with a lamelliform appendage of the same color with this joint.

♀. . . . . Long. corp. 0.22. Long. al. 0.22.

Golden-green, rather shining, still the thorax rather distinctly dusted with ochre-yellow; front steel-blue; scutellum greenish-

blue. Antennæ yellowish-red, the short third joint more brownish-red. The narrow face ochre-yellow. Cilia of the inferior orbit pale yellowish. Cilia of the tegulae black. Hypopygium of moderate size, the basal half metallic-green or green-blue, the apical half yellow; the lamellæ rather large and broad, with a rather broad black border, fringed with black on the upper margin only; jagged as usual, on the apical margin and beset with crooked black bristles. Fore coxæ entirely yellow, with a delicate and short pubescence; near the tip with black bristles. Middle and hind coxæ of the same color, still the former more or less blackish at the basis. Femora and tibiæ yellow; hind femora upon the front side before the tip with a stout bristle; all femora glabrous upon their underside. Fore and middle tibiæ plain, rather slender, moderately bristled. Hind tibiæ very stout, thickened upon the basal half and with a large glabrous spot upon their hind side. Fore tarsi slender and nearly twice as long as the tibiæ; the elongated, but plain, three first joints yellow, of much decreasing length, the fourth joint deep black, short, broadly flattened, triangular; the fifth joint of the same shape, hardly somewhat longer than the fourth, deep black at the basis, snow-white at the broad tip; the ungues, pulvilli and empodium inserted at its lower end are of the ordinary structure; at the upper end there is a distinct elliptical lamel, which, like the joint itself, is deep black at the basis, and snow-white at the tip. Wings grayish-hyaline, rather narrow towards the basis; near the tip of the first longitudinal vein there is but a slight trace of a swelling of the costa; the latter, however, is rather stout from this point to the tip of the wing; the last segment of the fourth longitudinal vein is only moderately inflected upon its middle.

*Hab.* District Columbia. (Osten-Sacken.)

**32. *D. ruficornis* LOEW.** ♂.—Viridis, humeris concoloribus, antennis rufis, oculorum ciliis inferioribus albis, tegularum ciliis nigris, pedibus flavis, articulo tarsorum anteriorum ultimo dilatato, alarum venâ longitudinali quartâ non fractâ.

Green, including the humeral callosities; antennæ red; cilia of the inferior orbit white; cilia of the tegulæ black; feet yellow; last joint of the fore tarsi enlarged; fourth longitudinal vein not broken. Long. corp. 0.19. Long. al. 0.18.

*Syn.* *Dolichopus ruficornis* LOEW, Neue Beitr. VIII, 21, 21.



Green, rather shining. Antennæ red; third joint somewhat longer than the two first taken together, of rather equal breadth; arista distinctly pubescent. Front bright bluish-green. Cilia of the inferior orbit whitish. Humeri of the same color as the remainder of the upper surface of the thorax. Upper side of the abdomen more golden green; the whitish pubescence on its sides occupies more space than usual. Lamellæ of the hypopygium of the ordinary size and rather rounded in shape, white, with a rather narrow black border along the upper and apical edge; the latter jagged and fringed with black bristles. Coxæ and feet pale yellowish; anterior side of the fore coxæ only with a very delicate whitish pubescence; middle coxæ with a blackish spot on their outside. Hind femora with a bristle before the tip and sparsely ciliated with long yellowish-white hairs on the latter half of their under side. Hind tibiæ of ordinary thickness, on their hind side only with a very short glabrous stripe near the basis. Fore tarsi more than once and a half the length of the tibiæ, slender; the four first joints stalk-like, yellowish; the two first joints, taken together, are somewhat longer than the tibia; the joints diminishing in length and stoutness from the first to the third; the fourth joint is equal to about one-third of the length of the third and is only slightly stouter than the latter; the fifth joint is black, as long as the fourth, somewhat flattened and bearded on its upper side with dense, somewhat incumbent, short, black hairs. Wings rather yellowish-gray, somewhat narrowed near the basis; the fourth longitudinal vein not broken; costa only slightly thickened at the tip of the first longitudinal vein.

*Hab.* Middle States. (Osten-Sacken.)

*Observation.*—If in determining a female specimen, this species is hit upon, and if its wings, instead of being yellowish gray, are distinctly gray, then it will be necessary to compare what has been said about such females in the observation to the twenty-first species.

*β.* Humeral callosity yellowish.

**33. *D. scapularis* Loew.** ♂ and ♀.—Viridis, humeris flavis, facie albidâ, antennis rufis, oculorum ciliis inferioribus albidis, ciliis tegularum nigris, pedibus flavis, tarsis maris simplicibus, alarum venâ longitudinali quartâ non fractâ.

Green with yellowish humeri; face whitish; antennæ red; cilia of the

Inferior orbit whitish; cilia of the tegulae black; feet yellow; tarsi of the ♂ plain; fourth longitudinal vein not broken. Long. corp. 0.25—0.26. Long. al. 0.25—0.26.

Syn. *Dolichopus scapularis* Loew, Neue Beitr. VIII, 22, 22.

Bright-green or bluish-green, the abdomen more golden-green, especially towards its tip, sometimes rather coppery. Face whitish. In the ♂ generally somewhat yellowish upon the upper half. Front shining, generally bluish-green, seldom green or blue. Antennae yellowish-red; third joint short-ovate; generally slightly infuscated at the tip; arista distinctly pubescent. Cilia of the inferior orbit yellowish-white. Humeral callosity yellowish. The callosity between the root of the wing and the scutellum and generally also the margin of the latter are of the same color. Coxae and feet pale yellowish; the front side of the fore coxae is beset with delicate whitish hairs; there are some short minute black hairs on their inner side only, which however are not always easily discernible in the ♂. Middle coxae upon their outside with an elongated blackish spot. Hind femora with a bristle before the tip. The two last joints of the fore tarsi of the ♀ are blackish-brown, still the brown color often begins already before the tip of the third joint and the tips of the first and second joints are also often somewhat infuscated; in pale-colored specimens the coloring of the middle and hind tarsi is the same, whilst in darker ones the distinct brown color begins already in the middle of the first joint. Cilia of the tegulae black. Wings grayish, towards the fore margin somewhat yellowish-brown; fourth longitudinal vein not broken, still the inferior angle of the flexure is sometimes not rounded.

*Male.* Lamellae of the hypopygium of moderate size, rather rounded, on the upper and apical margin with a rather broad black border, on the latter jagged and fringed with black bristles. Hind femora upon the second half of their under side ciliated with moderately long yellowish hairs. Hind tibiae of the usual thickness, upon the hind side with a glabrous stripe, which reaches nearly to their middle. Fore tarsi somewhat over once and a quarter the length of the tibiae, their joints decreasing in length, the last one somewhat more pale at the tip. Costa near the tip of the first longitudinal vein with a very slight swelling.

*Hab.*—Middle States; District Columbia (in June; Osten-Sacken); Illinois.

**34. *D. funditor* LORW.** ♂ and ♀. Viridis, humeris flavis, facie albidâ, antennis rufis, cillis oculorum inferioribus albidis, tegularum cillis nigris, pedibus flavis, tarsorum anteriorum articulis duobus ultimis in mare dilatatis, alarum venâ longitudinali quartâ non fractâ.

Green, with yellowish humeri; face whitish; antennæ red; cilia of the inferior orbit whitish; cilia of the tegule black; feet yellow, the two last joints of the fore tarsi of the ♂ enlarged; fourth longitudinal vein not broken. Long. corp. 0.25. Long. al. 0.25.

Syn. *Dolichopus funditor* LÖEW, Neue Beitr. VIII, 22, 23.

Bright green or blue-green, the abdomen more golden-green, especially towards its end, sometimes rather coppery. Face whitish, in the ♂ generally somewhat yellowish upon the upper half. Front shining, generally blue-green, seldom blue or green. Antennæ yellowish-red; third joint short-ovate, generally slightly infuscated at the tip; arista with a distinct pubescence. Cilia of the inferior orbit yellowish-white. Humeral callosity yellowish. The callosity between the root of the wing and the scutellum is usually of the same color and generally also the margin of the latter. Coxæ and feet pale yellowish; the front side of the fore coxæ beset with delicate white hairs; on their inner side there are also some short black hairs, which however are not always distinct in the ♂. Middle coxæ with an elongated blackish spot upon their outside. Hind femora with a bristle before the tip; two last joints of the fore tarsi black-brown in the ♀, still this brown color often begins before the tip of the third joint and the tip of the first and second joint also are usually somewhat infuscated; pale colored specimens have the same coloring on the middle and hind tarsi, whilst in darker specimens a distinct infuscation already begins in the middle of the first joint. Wings grayish, somewhat more yellowish-brown towards the fore margin; fourth longitudinal vein not broken.

*Male.* Lanellæ of the hypopygium of medium size, rather rounded, white, on the upper and apical margin with a narrow black border, on the latter jagged and fringed with black bristles. Hind femora upon the second half of the under side ciliated with not very long yellowish hairs. Hind tibiæ somewhat more slender than in the ♂ of the previous species, upon their hind side with a glabrous stripe extending beyond their middle. Fore tarsi once and a quarter the length of the tibiæ; the three first joints of moderate size and of decreasing length; fourth joint flattened,

black, on its upper edge fringed with close black hairs; the fifth joint still more flattened, ovate, snow-white, upon its upper side with very short and fine minute snow-white hairs. The costa at the tip of the first longitudinal vein only with an insignificant swelling

*Hab.* Middle States. (Osten-Sacken.)

*Observation.*—Of this and of the preceding species I possess so many specimens taken together that I can entertain no doubt about having the ♀ of both before me. Unfortunately I found it impossible as yet to discover any reliable character to distinguish these females.

*b.* Antennæ black, at the utmost the greater part of the first joint red.

**35. *D. chrystomus* LOEW.** ♂.—Viridis, facie aureâ, antennis nigris, cillis oculorum inferioribus albidis, tegularum cillis nigris, pedibus flavis, tarsis maris simplicibus.

Green; face golden-yellow; antennæ black; cilia of the inferior orbit whitish; cilia of the tegulæ black; feet yellow; tarsi of the ♂ plain. Long. corp. 0.18. Long. al. 0.17.

*Syn.* *Dolichopus chrystomus* Loew, Neue Beitr. VIII, 23, 24.

Green, shining. Face narrow, dark golden yellow. Antennæ altogether black; third joint elongated-ovate with a pointed tip; arista rather slender with a somewhat imperceptible pubescence. Front shining blue-green. Cilia of the inferior orbit whitish. Upper side of the thorax but little dusted; on each side, at the transverse suture, with a coppery-brown spot. Abdomen with rather apparent dark incisures, which, in fully colored specimens, are margined with coppery-red. The lamellæ of the hypopygium are large, rounded, yellowish-white, with a not very narrow black border on the upper and the apical edges; the latter is jagged and fringed with black bristles. Fore coxæ yellow, somewhat blackened only at the base, clothed anteriorly with short black hairs, middle and hind coxæ blackish, their extreme tip only yellow. Feet yellow. The hind femora with a bristle before the tip and with short yellowish hairs on the underside, although not ciliated with them in the true sense of the word. Hind tibiæ not stont; their posterior side without glabrous stripe. Fore tarsi plain, but little longer than the tibiæ, gradually infuscated towards the tip. Middle and hind tarsi infuscated from the tip of the first joint; however the second and third joints of the middle and the

second joint of the hind tarsi, except its tip, are still rather pale. Tegulae with black cilia. Wings tinged with gray; more brownish-gray along the anterior border; costa with a hardly perceptible thickening at the tip of the first longitudinal vein; fourth longitudinal vein not broken.

*Hab.* Washington, D. C. (Osten-Sacken.)

**36. *D. praustus* Loew.** ♂.—Aeneo-viridis, nitens, facie ex cinereo ochraceâ, antennis nigris, ciliis oculorum inferioribus albidis, tegularum ciliis nigris, pedibus testaceis, liturâ femorum anteriorum, femorum posteriorum apice, tarsis anterioribus inde ab articuli primi apice, tarsis posticis totis cum tibiis tibiarum posticarum apice nigris, alarum ex cinereo hyalinarum apice nigro.

Bronze-green, shining; face grayish ochre-yellow; antennae black; cilia of the inferior orbit whitish; cilia of the tegulae black; feet luteous-yellowish; a stripe on the fore-femora, the tip of the hind femora, the four anterior tarsi from the tip of the first joint, and the hind tarsi altogether, as well as the tip of the hind tibiae, black; the tip of the grayish-hyaline wings black. Long. corp. 0.21. Long. al. 0.21.

*Syn.* *Dolichopus praustus* Loew, Berl. Ent. Zeitschr. VI, 212, 62.

Bronze-green, shining. Face grayish-yellow. Antennae altogether black; their third joint short. Front metallic green, somewhat dusted and therefore but little shining. Occipital bristles very long. Cilia of the inferior orbit whitish. Last segments of the abdomen generally somewhat colored with coppery. Lamellæ of the hypopygium of medium size only, broad, with very rounded upper border, white, bordered with black, bristly along the upper and apical edge; the latter somewhat jagged. Coxæ blackish, their tip brownish-yellow; the fore coxæ with a grayish-white dust and hairy with black. Feet brownish-yellow; the fore femora on the under side with a brownish-black longitudinal stripe; the hind femora before the tip with a black bristle and tinged with black on the upper side of the tip; the delicate hairs on their under side are somewhat longer than in many other species, although they cannot be called cilia. The hind tibiae are blackened towards the tip, and have, towards the end of the upper side, a rather distinct dimple or impression; their hind side has no glabrous stripe. Tarsi plain, the four anterior ones from the tip of the first joint, the two hind ones altogether black. Cilia of the tegulae black. Wings grayish hyaline, the extreme tip of the wing black; the

third longitudinal vein is somewhat directed backwards towards its end, so that its tip is nearer to the tip of the fourth vein than is usual in other species; the last portion of the fourth longitudinal vein is almost straight; on the spot where its usual flexure is situated, the surface of the wing is distinctly convex; costa but indistinctly thickened at the tip of the first longitudinal vein.

*Hab.* Illinois; (Le Baron.)

*Observation.*—It is to be presumed, judging from the analogy of similar European species, that the ♀ of *D. praeustus* has no black spot at the tip of the wing.

**37. *D. comatus* Loew.** ♂ and ♀.—Viridis, facie candidâ, antennis nigris, ciliis oculorum inferioribus albis, tegularum ciliis nigris, pedibus flavis, femorum posteriorum apice superne nigro, alarum venâ longitudinali quartâ non fractâ.

Green, face snow-white, antennæ black; cilia of the inferior orbit white; cilia of the tegulae black; feet yellow, the tip of the hind femora black above; the fourth longitudinal vein of the wings not broken. Long. corp. 0.17. Long. al. 0.16.

*SYN. Dolichopus comatus* LOEW, Nene Beitr. VIII, 23, 25.

Green or bronze-green, shining. Face snow-white, that of the ♀ rather broad. Antennæ altogether black, the third joint short-ovate; arista with an almost imperceptible pubescence; cilia of the inferior orbit white. Front shining green. Abdomen with distinct dark incisions. Fore coxæ yellow, blackened only at their very base; in the ♂ their inner side and their tip only, in the ♀ almost the whole anterior side is beset with small blackish hairs. Middle and hind coxæ blackish, their very tip only yellow. Feet yellow; the hind coxæ with a bristle before the tip and tinged with brownish-black on the upper side of their tip. Hind tibiae slender, their tip black. Fore and middle tarsi black from the tip of the first joint; hind tarsi altogether black. Cilia of the tegulae black. Wings tinged with gray; fourth longitudinal vein not broken.

*Male.* Lamellæ of the hypopygium hardly medium-sized, ovate, whitish, on their apical edge with a vestige only of a narrow black border and very little jagged, ciliated with hairs, most of which are pale. Hind tibiae on their hind side without any bare stripe. First joint of the fore tarsi a little longer than the four following ones taken together; the latter are deep black and somewhat flat-

tened. The bristles on the upper side of the middle tibiae are very prolonged and become very slender towards their tip. The first joint of the middle tarsi is of considerable length, ciliated on its upper side with about nine or ten very long, bristle-like black hairs.

*Hab.* Pennsylvania; Maryland; District Columbia. (Osten-Sacken.)

**38. *D. scoparius*, nov. sp.** ♂.—Viridis, facie candida, antennis nigris, articulo primo infra rufo, ciliis oculorum inferioribus pallidis, ciliis tegularum nigris, pedibus flavis, tarsis ex parte nigris, articulis anteriorum ultimis duobus subdilatis et utrinque nigro-pennatis, venâ alarum longitudinali quartâ non fractâ.

Green, face snow-white, antennæ black, the first joint upon the under side red; cilia of the inferior orbit pale; cilia of the tegulæ black; feet yellow, tarsi partly black; two last joints of the fore tarsi somewhat thickened, feathered with black on both sides; the fourth longitudinal vein of the wings not broken. Long. corp. 0.24. Long. al. 0.24.

Bright metallic green. Antennæ black, the lower edge of the first joint red; third joint short. Face snow-white; palpi brownish-yellow, the basis black. Cilia of the inferior orbit yellowish. Front metallic green. Fore coxæ yellow, blackened at the base only to a moderate extent, upon the front side with a black pubescence. Middle and hind coxæ blackish, only the extreme tip and the trochanter yellow. Feet yellow. Hind femora before the tip with a bristle. Tibiæ plain, with rather numerous black bristles; hind tibiae at the tip not blackened, upon the hind side without glabrous spot. Fore tarsi from the tip of the third joint black, not quite once and a half the length of the tibiae; their two last joints are only very slightly enlarged, but closely feathered with bristle-like minute black hairs upon the front and hind side, so that they seem to be rather broad. Middle and hind tarsi plain, from the tip of the first joint black; upon the upper side of the first joint of the middle tarsi, not far from the tip, there is a stout black bristle. Cilia of the tegulæ black. Wings grayish-hyaline, of the usual form; fourth longitudinal vein not broken and the fore margin, near the tip of the first longitudinal vein, not thickened. The lamellæ of the hypopygium of the only specimen which I possess are almost destroyed; I am able to state only that they are yellowish.

*Hab.* Maine. (Packard.) Mass. (Sanborn.)

**39. *D. discifer* STANN.** ♂ and ♀.—Viridis, facie albâ, antennis nigris, ciliis oculorum inferioribus albis, tegularum ciliis nigris, pedibus flavis, femorum posteriorum apice concolore, tarsorum anteriorum articulo ultimo nigro, in mare modice dilatato, alarum venâ longitudinali quartâ non fractâ.

Green; face white, antennæ black; cilia of the inferior orbit white, cilia of the tegulæ black; feet yellow, tip of the hind femora not blackened; the last joint of the fore tarsi black, in the ♂ moderately enlarged; fourth longitudinal vein of the wings not broken. Long. corp. 0.25—0.26. Long. al. 0.24.

SYN. *Dolichopus patellatus* MEIGEN, Syst. Besch. IV, 86, 22.

*Dolichopus discifer* STANNIUS, Isis 1831, 57, 10.

*Dolichopus confusus* ZETTERSTEDT, Ins. Lapp., 709, 7.

*Dolichopus patellatus* STÄGER, Kroyer's Tidsskr. IV, 21, 12.

*Dolichopus discifer* ZETTERSTEDT, Dipt. Scand., II, 533, 28.

WALKER, Dipt. Brit. I, 163, 20.

*Dolichopus tanypus* LOEW, Neue Beitr. VIII, 24, 26.

Bright green. Face white, in the ♂ upon the upper half generally more yellowish-white. Antennæ black; first joint upon the under side red, third joint elongated-ovate, rather large; arista with a very short, but distinct pubescence; it is inserted beyond the middle of the third joint. Front shining green. Cilia of the inferior orbit white. Fore coxæ yellowish, beset upon their front side with delicate white hairs, and only on the inner side in the ♀ with some black hairs. Middle and hind coxæ blackish, at the tip yellowish. Feet yellowish; hind femora with a bristle before the tip. Hind tibiæ somewhat brownish-black only at their extreme tip, particularly on the inner side. Fore tarsi, although darker from the tip of the first joint, but only the last joint black; middle tarsi from the tip of the first joint black; hind tarsi entirely black, seldom only brown at the base of the first joint. Cilia of the tegulæ black. Wings grayish hyaline; fourth longitudinal vein not broken, towards its end somewhat more converging with the third than in most of the other species.

*Male* Lamellæ of the hypopygium not very large, elongated ovate, white, on the upper and apical margin with a very narrow black border, on the latter somewhat jagged and fringed with black bristles. Hind femora not ciliated. Hind tibiæ slender, without glabrous spot upon their hind side. Fore tarsi exceedingly slender and elongated, the four first joints yellow, still somewhat darker beyond the tip of the first joint, each following joint



more slender than the previous one; the first joint is equal to three-fourths of the tibia, and is somewhat longer than the second and third taken together; second till fourth joints but very little decreasing in length; fifth joint deep black, somewhat flattened, so that it appears like a small ovate disk; at its extreme basis it is colored with yellowish-white. Wings towards the basis rather narrow, though of the usual form. Costa near the tip of the first longitudinal vein with an almost imperceptible swelling.

*Hab.* English River; Red River. (Kennicott.) Sitka. (Sahlberg.) White Mountains, N. H. (Osten-Sacken.)

*Observation.*—A very close examination renders it certain that this species, as it appears widely spread in North America, is identical with the European *D. discifer*. I had overlooked this identity, while describing it from American specimens, as *D. tanyppus*.

**40. *D. lobatus* Loew.** ♂.—Viridis, facie dilute lutescente, antennis nigris, inferioribus oculorum ciliis flavicantibus, tegularum ciliis nigris, pedibus flavis, femorum posticorum apice concolore, tarsis anticis inde ab articulo primi apice nigricantibus, articulo ultimo nigro, in mare latissimo.

Green; face pale luteous-yellow; antennæ black; cilia of the inferior orbit yellowish, cilia of the tegulæ black; feet yellow, the tip of the hind femora not darker; fore tarsi from the tip of the first joint blackish; the last joint black, very much enlarged in the ♂. Long. corp. 0.27. Long. al. 0.26.

*Syn.* *Dolichopus lobatus* Loew, Neue Beitr. VIII, 24, 27.

Bright green. Face pale yellow, rather whitish below. Antennæ black, first joint red with blackish upper edge; third joint short-ovate. Front shining, green. Cilia of the inferior orbit yellowish. Lamellæ of the hypopygium rather large, ovate, white, on the second half of the upper margin and on the apical margin with a rather broad black border, jagged on the latter and beset with black bristles. Fore coxæ yellow, upon the front side with minute yellowish hairs, only on their inner side also with a few minute black hairs. Middle and hind coxæ blackish, at the tip yellow. Feet yellow. Hind femora not ciliated; before the tip with a bristle. Hind tibiæ somewhat thickened about the middle and colored with darker yellow upon their second half; their hind side without glabrous stripe. Fore tarsi hardly once and a half

the length of the tibiæ; three first joints stalk-like and very slender; from the tip of the first joint black-brown; first joint somewhat longer than the second and third taken together; the third only half as long as the second; fourth joint very short, somewhat broader than the previous one, brownish-black; fifth joint black, nearly as long as the second, flattened, very much enlarged, so that it has an almost semi-obcordate shape; the close black pubescence of its upper edge makes it appear still larger and broader. Middle tarsi from the tip of the second joint black. Hind tarsi entirely black. Wings gray, towards the fore margin more grayish-brown, narrow; towards the base the hind margin has two very remarkable sinuses, a longer one between the fifth and sixth longitudinal veins, and a shorter one behind the sixth longitudinal vein, so that there is a lobe between them; the anal angle of the wing also projects considerably as a rounded lobe; the fourth longitudinal vein only with a slight flexure, somewhat more converging towards its end with the third than is the case in the related species; the costa at the tip of the first longitudinal vein with a rather imperceptible swelling.

*Hab.* English River. (Kennicott.)

*Observation.*—I believe I know also the ♀ of this species. It differs from the ♀ of *D. discifer*, by its somewhat larger size, its somewhat more yellowish face, and by the fore tarsi being not only shorter, but also tinged with black already from the tip of the first joint. The fore coxæ have, upon the greater part of their anterior side, some minute black hairs. Although the fore coxæ of the ♀ have in many species a more extended black pubescence than the ♂, the difference between this ♀ and the above described ♂ is more striking than usual. This circumstance will render it somewhat doubtful that the two sexes really belong together, until a positive observation settles the question.

**41. *D. setosus* Loew.** ♂.—Viridis, nitidus, facie et inferioribus oculorum ciliis albis, antennis tegularumque ciliis nigris, coxis anticis pedibusque flavis, tarsis anterioribus inde ab articuli primi apice tarsisque posticis totis cum tibiæ posticarum apice nigris; femora postica pilis flavis ciliata; tibiæ posticæ setis longis armatæ, alarum vena longitudinalis quarta non fracta.

Green, shining; the face and the cilia of the inferior orbit white; the antennæ and the cilia of the tegulæ black; fore coxæ and feet yellow, the four anterior tarsi from the tip of the first joint and the whole hind

ones, including the tip of the hind tibiæ black; hind femora ciliated with yellowish hairs; hind tibiæ armed with long bristles; fourth longitudinal vein of the wings not broken. Long. corp. 0.23—0.24. Long. al. 0.25.

Sys. *Dolichopus setosus* Loew, Berl. Ent. Zeitschr. VI, 213, 63.

Green, shining. The narrow face white. Antennæ black, the lower edge of the first joint brownish; third joint ovate, not rounded at the tip. Front rather dark green, but little shining. Cilia of the inferior orbit whitish. Lamellæ of the hypopygium of medium size, broad, rather rounded, white with narrow border, fringed on the upper and apical margin with black bristles, the latter but little jagged. Fore coxæ pale yellowish, dusted with white; their short pubescence near the tip and upon the inner half of their front side black. Middle and hind coxæ blackish, with pale yellowish tip. Feet pale yellowish; the hind femora have but one bristle before the tip and are ciliated with long yellowish hairs upon the under side; the hind tibiæ are black at the tip and have upon their upper, as well as upon their under side, longer bristles than usual; I am not able to distinguish a glabrous spot upon their hind side, but at the tip of the upper side there is a short pale line. Fore and middle tarsi from the tip of the first joint, hind tarsi entirely, black. Wings grayish hyaline; costa at the tip of the first longitudinal vein distinctly, but not strikingly thickened; the last section of the fourth longitudinal vein moderately inflected upon its middle; the hind transverse vein perpendicular.

Hab. Massachusetts. (Le Baron.)

**42. D. incisuralis** LOEW. ♂ and ♀.—Viridis vel aeneo-viridis, facie albâ, antennis nigris, ciliis oculorum inferioribus albidis, tegularum ciliis nigris, pedibus flavis, femorum posteriorum apice concolore, tarsis anticis inde ab articuli primi apice nigris, in mare simplicibus, alarum venâ longitudinali quartâ non fractâ.

Green or bronze green; face white; antennæ black; cilia of the inferior orbit whitish, cilia of the tegulæ black, feet yellow, the tip of the hind femora not darker; fore tarsi from the tip of the first joint black, plain even in the ♂; fourth longitudinal vein not broken. Long. corp. 0.17. Long. al. 0.16.

Sys. *Dolichopus incisuralis* Loew, Neue Beitr. VIII, 25, 28.

Green or bronze green, well preserved specimens purer green,

shining. Face white. Antennæ black; the inferior edge of the first joint red or reddish-brown, which, however, is not distinctly perceptible in some specimens; third joint short; arista with a hardly perceptible pubescence. Cilia of the inferior orbit white. Front green. Abdomen with remarkably distinct black incisures. Fore coxæ whitish-yellow, only at the extreme basis somewhat blackened; their front side is beset upon its basal half with numerous black, very delicate and rather sparse hairs. Middle and hind coxæ black, only at the extreme tip somewhat yellowish. Feet yellowish. Hind femora before the tip with a bristle. Fore and middle tarsi blackened from the tip of the first joint; still the whole first joint is also somewhat dusky. Hind tibiæ with a black tip; hind tarsi entirely black. Cilia of the tegulæ black. Wings grayish; fourth longitudinal vein only with a slight flexure and towards its end somewhat more than usually converging with the third longitudinal vein.

*Male.* Lamellæ of the hypopygium of medium size and of a rounded-ovate form, white; on the upper and apical margin with a rather narrow black border, on the latter jagged and fringed with black bristles; hind femora ciliated with moderately long and very delicate pale hairs. Hind tibiæ slender, plain, upon their hind side without glabrous stripe. Fore tarsi plain, about once and a quarter the length of the tibiæ; their first joint is longer than the two following, but somewhat shorter than the three following taken together. Costa at the tip of the first longitudinal vein with a very short but distinct swelling.

*Hab.* Trenton Falls, N. Y. (Osten-Sacken.)

### Gen. III. GYMNOPTERNUS.

The following characters of the genus *Gymnopternus* are to be observed: The first joint of the antennæ is hairy upon the upper side, the third almost never remarkably elongated; arista dorsal. The hypopygium is entirely disengaged, the exterior appendages are lamelliform and of moderate size. The first joint of the hind tarsi is shorter than the second and not provided with bristles. The third and fourth longitudinal veins of the wings are parallel or almost so.

The last of these characters is applicable to all the North American species of *Gymnopternus* known to me. Among the species

of the old world which have been placed into the genus *Gymnopternus* there certainly is a whole group of closely related species the third and fourth longitudinal veins of which decidedly converge. However, as this group must necessarily be separated from the genus *Gymnopternus*, it could not prevent me from adopting the parallelism of the third and fourth longitudinal veins as characteristic marks of *Gymnopternus*. Precisely this character distinguishes in the easiest manner the species of *Gymnopternus* from those of the following genera, which, like *Gymnopternus*, have the upper edge of the first joint of the antennæ hairy, and are without bristles upon the first joint of the hind tarsi.

Most of the species of *Gymnopternus* are small and have shorter antennæ, but a more distinctly pubescent arista than the species of *Dolichopus*. They are much poorer in suitable plastic characters for the distinction of the species than the latter. The feet of the males are very seldom ornamented.

The color of the cilia of the inferior orbit is also of the highest importance for the determination of the species of the present genus. Unfortunately it cannot be so easily observed as in the species of *Dolichopus*. Its discrimination in some species, of which I have only single specimens, was totally impossible; as to others, I often remained uncertain. In the former case I have been silent about their color, and in the latter I did not use any positive expressions. Under these circumstances it was impossible to use the color of the cilia of the lower orbit as a basis for a subdivision. This is, however, but of little moment, as the cilia of the lower orbit seem to be black in almost all North American species of *Gymnopternus*. Another important mark for the distinction of the species is the hairy or glabrous surface of the scutellum, provided there is a sufficient number of well preserved specimens; otherwise, if the specimens are few or not well preserved, this mark will be rather uncertain. I did not wish to omit characters of this kind altogether, but have to request the reader not to place too much confidence in them, especially when my expressions seem to imply doubt. The same rule applies to the form of the lamellæ of the hypopygium. In many species they have the form of an erect crescent, fastened by its lower point. This form will only then be recognized, when they are not closely applied to the hypopygium with the concave side; if the latter is the case, then they appear only as small lamellæ, with

rounded ends, and the length of which is greater than their breadth. I have, then, called them rounded, without further remarks about their form; to prevent mistakes, however, I must state that this applies only to the convex edge. I have omitted other characters in the descriptions, because they are common to all North American species known to me; for instance, the presence of only one bristle at the end of the hind femora, etc.

This genus derives its name (*γυμνός* naked, and *πέδη* the sole) from the absence of bristles upon the first joint of the hind tarsi, whereby it differs from the genus *Dolichopus*, to which its species formerly belonged.

The species described by Say as *Dolichopus obscurus* seems to be a *Gymnopternus*. I do not know of any other species of North American *Gymnopternus*, described by a previous author. This undoubtedly arises from the circumstance that the species of *Gymnopternus*, on account of their small size and their apparent insignificance, have been less noticed by collectors. The number of species known to me shows that North America is very rich in species of this genus. To produce a really satisfactory treatise on the subject would require much more material than that over which I could dispose, because the positive discrimination and exact delineation of the characteristics of the species present many difficulties.

I will give now a dichotomic table for the purpose of determining the species, and a synopsis of the systematic arrangement. As will be seen from the latter, the bulk of the species known to me, are very nearly related and form but a single group; whereas but a small number show characters which isolate them from the others.

Table for the determination of the Species.

1 {	Color non-metallic.	1 <i>flavus</i> <i>Lw.</i>
	Color metallic.	2
2 {	Third joint of the antennæ with an elongated point.	2 <i>subulatus</i> <i>Lw.</i>
	Third joint of the antennæ without elongated point.	3
3 {	Prevailing color of the feet black.	4
	Prevailing color of the feet yellow.	6
4 {	Third joint of the antennæ remarkably hairy.	3 <i>scotias</i> <i>Lw.</i>
	Third joint of the antennæ with scarcely perceptible hairs.	5
5 {	Wings grayish hyaline.	4 <i>barbatulus</i> <i>Lw.</i>
	Wings somewhat tinged with blackish.	5 <i>tristis</i> , n. sp.

- |    |   |                                  |
|----|---|----------------------------------|
| 6  | { Tip of the hind femora blackish.  | <b>6 exilis</b> <i>Lw.</i>       |
|    | { Tip of the hind femora not blackish.  | 7                                |
| 7  | { Thorax dark violet.   | 8                                |
|    | { Thorax not violet.  | 9                                |
| 8  | { Coxæ up to the tip somewhat blackish.   | <b>7 spectabilis</b> <i>Lw.</i>  |
|    | { Coxæ yellowish-white.   | <b>8 albiceps</b> <i>Lw.</i>     |
| 9  | { Fore coxæ up to the tip blackish.   | <b>9 subdilatus</b> <i>Lw.</i>   |
|    | { Fore coxæ entirely yellow, or at the utmost somewhat intuscutated near the base.  | 10                               |
| 10 | { Hind tarsi from the tip of the first joint black.                                 | <b>10 lævigatus</b> <i>Lw.</i>   |
|    | { Hind tarsi towards the tip but little dusky, at the utmost brownish, never black. | 11                               |
| 11 | { Antennæ entirely black.   | 12                               |
|    | { Antennæ partly red.   | 16                               |
| 12 | { Lamelle of the hypopygium black.  | <b>11 frequens</b> <i>Lw.</i>    |
|    | { Lamelle of the hypopygium not black.  | 13                               |
| 13 | { Lamelle of the hypopygium dark yellow.  | <b>12 lunifer</b> <i>Lw.</i>     |
|    | { Lamelle of the hypopygium white.  | 14                               |
| 14 | { Interior appendages of the hypopygium penicillate.                                | <b>13 fimbriatus</b> <i>Lw.</i>  |
|    | { Interior appendages of the hypopygium not penicillate.                            | 15                               |
| 15 | { Third and fourth longitudinal veins but slightly converging.                      | <b>14 desplicatus</b> <i>Lw.</i> |
|    | { Third and fourth longitudinal veins altogether parallel.                          | <b>15 difficilis</b> <i>Lw.</i>  |
| 16 | { Middle and hind coxæ from the basis distinctly blackish.                          | 17                               |
|    | { Middle and hind coxæ yellow, or, at the utmost, the former with a grayish tinge.  | 19                               |
| 17 | { Lower part of the face of the ♀ distinctly hairy.                                 | <b>16 nigribarbus</b> <i>Lw.</i> |
|    | { The lower part of the face not hairy.   | 18                               |
| 18 | { Antennæ small.  | <b>17 parvicornis</b> <i>Lw.</i> |
|    | { Antennæ of tolerable size.  | <b>18 opacus</b> <i>Lw.</i>      |
| 19 | { Venter and posterior margin of the pleuræ not yellow.                             | 20                               |
|    | { Venter and posterior margin of the pleuræ yellow.                                 | 21                               |
| 20 | { Thorax brightly shining, front white.   | <b>19 politus</b> <i>Lw.</i>     |
|    | { Thorax rather dull, front gray.   | <b>20 debilis</b> <i>Lw.</i>     |
| 21 | { Hypopygium remarkably stout and large.  | <b>21 crassicauda</b> <i>Lw.</i> |
|    | { Hypopygium of the usual size and thickness.                                       | 22                               |
| 22 | { Antennæ very small.   | <b>22 minutus</b> <i>Lw.</i>     |
|    | { Antennæ of middle size.   | <b>23 ventralis</b> <i>Lw.</i>   |

*Systematic arrangement of the Species.*

## I. Coloring of the body non-metallic.

1. *flavus* *Lw.*

## II. Coloring of the body metallic.

## A. Third joint of the antennæ with an elongated point.

2. *subulatus* *Lw.*

## B. Third joint of the antennæ without an elongated point.


## A. Prevailing color of the feet black.

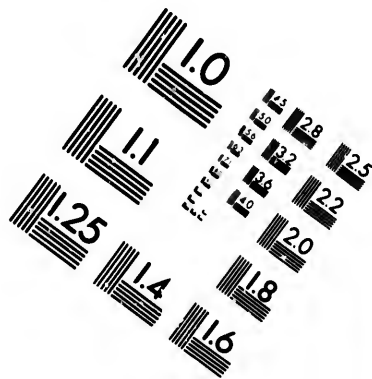
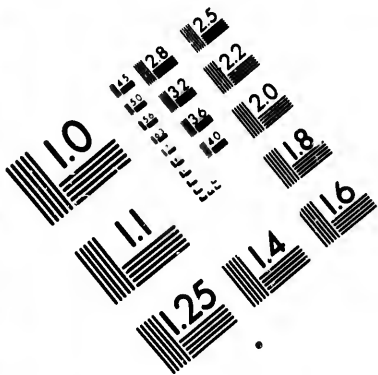
3. *scotias* *Lw.*5. *tristis*, n. sp.4. *barbatulus* *Lw.*

## B. Prevailing color of the feet yellow.

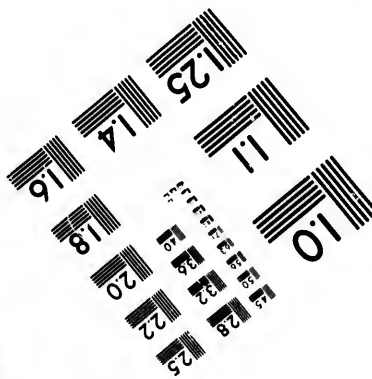
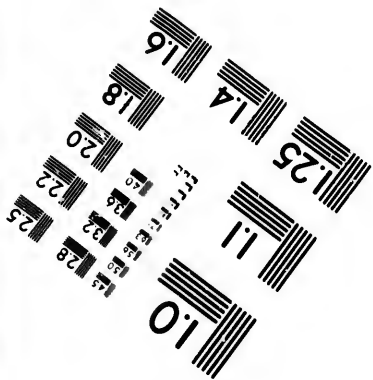
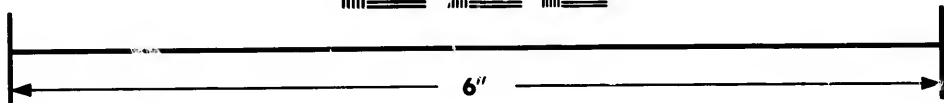

6. *exilis* *Lw.*15. *difficilis* *Lw.*7. *spectabilis* *Lw.*16. *nigribarbus* *Lw.*8. *albiceps* *Lw.*17. *parvicornis* *Lw.*9. *subdilatus* *Lw.*18. *opacus* *Lw.*10. *lævigatus* *Lw.*19. *politus* *Lw.*11. *frequens* *Lw.*20. *debilis* *Lw.*12. *lunifer* *Lw.*21. *crassicauda* *Lw.*13. *fimbriatus* *Lw.*22. *minutus* *Lw.*14. *despicatus* *Lw.*23. *ventralis* *Lw.*







**IMAGE EVALUATION  
TEST TARGET (MT-3)**



**Photographic  
Sciences  
Corporation**

23 WEST MAIN STREET  
WEBSTER, N.Y. 14580  
(716) 872-4503

1.5 2.8  
3.2 2.5  
4.0 2.2  
5.0 2.0  
8

10  
11

## DESCRIPTION OF THE SPECIES.

## I. COLORING OF THE BODY NON-METALLIC.

1. *G. flavus* LÖEW. ♂ and ♀.—Flavus, abdominis segmentis intermediis plerumque virescentibus.

Yellow; the middle segments of the abdomen usually greenish. Long. corp. 0.10—0.11. Long. al. 0.12—0.13.

SYN. *Gymnopternus flavus* LÖEW, Neue Beitr. VIII, 28, 1.

Pale yellowish. Face whitish. Antennæ dark yellow, the third joint with a very pointed brownish or blackish tip and with rather distinct hairs, which are visibly shorter in the female. Arista black with an almost imperceptible pubescence. Front and occiput of a greenish color, but thickly dusted with yellow so as to appear dull and altogether light greenish-gray. Cilia of the inferior orbit white-yellowish. Thorax entirely yellow, not unfrequently with a slight trace of a greenish lustre, its bristles black, the small hairs pale, scutellum provided with two black bristles, otherwise glabrous. Abdomen with yellow hair, the stout hairs on the incisures somewhat darker, but not black; the middle and sometimes also the posterior segments of the abdomen show a greenish lustre; hypopygium yellow, lamellæ small, yellowish-white, without a dark margin, thinly ciliated with short yellowish hairs. Feet white-yellowish, their scanty bristles black; the smaller hairs yellowish. Cilia of the tegulæ yellow. Wings towards the anterior margin yellowish, otherwise more yellow-grayish.

*Hab.* Pennsylvania. (Osten-Sacken.)

## II. COLORING OF THE BODY METALLIC.

A. *Third joint of the antennæ with an elongated point.*

2. *G. subulatus* LÖEW. ♂.—Viridis, thorace subopaco, antennarum articulo tertio acutissimo, hirsuto, setâ subapicali instructo.

Green; thorax rather dull, the third joint of the antennæ very pointed,

roughly hairy, with a subapical arista. Long. corp. 0.13—0.14. Long. al. 0.16.

Syn. *Gymnopternus subulatus* LOEW, Neue Beitr. VIII, 29, 2.

Green, made dull by pale gray-brownish dust, especially upon the thorax. Face gray-whitish. The first joint of the antennæ black-brown, the second red, the third dark brown, at the root red, unusually long and sharply pointed, and covered with much longer hairs than is the case with the other species of the same genus. The black arista has a hardly perceptible pubescence, is scarcely somewhat longer than the third joint of the antennæ, and is inserted about its last third, so as to be nearer to the tip than is the case with the other species. Front, in consequence of a thick covering of dust, dull greenish-gray. The color of the cilia of the inferior orbit cannot easily be recognized, however only the lowest of them may possibly be of a pale color. Thorax and scutellum, on account of a thick covering of dust, pretty dull gray-green; the scutellum bears, as usual, the two black bristles, and seems otherwise to be entirely without hairs. Abdomen more green, and brighter than the thorax. The black hypopygium rather stout, with small yellowish lamellæ, which are ciliated on the margin with short black hairs and have no dark edge. Interior appendages simple, provided with one hair upon the upper side and with two hairs upon the point, before it is bent down. Coxæ and feet pale yellowish, fore coxæ with black hair. Cilia of the tegulæ black. Wings somewhat yellow-grayish, large and broad, especially towards the tip; the anal angle rounded off.

*Hab.* Trenton Falls, N. Y. (Osten Sacken.)

#### B. THIRD JOINT OF THE ANTENNÆ WITHOUT ELONGATED POINT.

##### A. *Prevailing color of the feet black.*

**3. *G. scotias* LOEW.** ♂ and ♀.—Atro-virens, pedibus nigris, trochanteribus, genibus, tibiis, tarsorumque anteriorum basi flavicantibus, tertio antennarum articulo hirsuto, facie non pilosâ.

Black-green, feet black; trochanters, knees, tibiæ, root of the four anterior tarsi yellowish, the third joint of the antennæ roughly hairy, face not hairy. Long. corp. 0.13—0.14. Long. al. 0.14—0.15.

Syn. *Gymnopternus scotias* LOEW, Neue Beitr. VIII, 29, 3.

Dark black-green, or almost metallic black. Face and front gray. Antennæ entirely black, the third joint elongated, ovate,

not very broad, pointed at the end, with longer hairs than in most of the other species; the arista is inserted in its middle and has a rather indistinct pubescence. Cilia of the inferior orbit black. Scutellum with the usual two bristles; otherwise I cannot perceive any hairs upon its surface. Feet black. Trochanter with the extreme tip of the first joint of the coxa, tip of the femora, the tibiae, and the roots of the four anterior tarsi, yellowish, but, on account of the density of the short black hairs, of pretty dark appearance. The hind side of the hind tibiae is clothed towards its end with dense black hairs, so that it appears pretty black; the root of the hind tarsi is brown. Cilia of the pale yellowish tegulae black. Halteres yellow-whitish. Wings gray-blackish, a little darker towards the anterior margin. The small lamellae of the hypopygium are black.

*Hab.* English River. (Kennicott.)

**4. *G. barbatulus* LOEW.** ♂ and ♀.—*Atro-virens, pedibus nigris, trochanteribus, genibus, tibiis (excepto tamen posticorum apice) tarsorumque anteriorum basi flavicantibus, alis ex cinereo-hyalinis, infera faciei parte nigro-pilosa.*

Black-green; feet black, trochanters, knees, tibiae (with the exception of the tip of the hind ones) and the root of the four anterior tarsi yellowish, wings grayish-hyaline, the lower part of the face with black hair. Long. corp. 0.12. Long. al. 0.12—0.13.

*Syn.* *Gymnopternus barbatulus* LOEW, *Neue Beitr.* VIII, 29, 4.

Dark black-green, face gray-white, the inferior part of it somewhat swollen transversely, and with small sparse black hairs. Antennae entirely black, their third joint broad, pretty rounded, and only with short, scarcely perceptible hairs. Pubescence of the arista extremely short, hardly perceptible. Front dark metallic green; the dust on its surface can only be perceived in an oblique direction. Cilia of the inferior orbit black. Besides the usual two bristles upon the scutellum, there are a few short, extremely slender, and therefore scarcely perceptible hairs. Feet black; the tip of the first joint of the coxae, the trochanter, the tip of the femora, the tibiae, and the root of the four anterior tarsi yellowish, the tip of the hind tibiae to a moderate extent black. The cilia of the yellow tegulae black. Halteres white-

yellowish. The wings dusky with gray; the small lamellæ of the hypopygium brown.

*Hab.* Middle States. (Osten-Sacken.)

**5. *G. tristis*, n. sp.** ♂ and ♀.—*Atro-virens*, pedibus nigris, genibus, tibiis tarsorumque anteriorum basi testaceis, tertio antennarum articulo nudo, alis nigricantibus.

Black-green; feet black, knees, tibiæ and the root of the four anterior tarsi brownish-yellow, the third joint of the antennæ bare; wings blackish. Long. corp. 0.13—0.15. Long. al. 0.14—0.15.

Resembles much not only the *G. scotias*, but also *G. barbatulus*. Black-green, sometimes more metallic-black. Face of the ♂ black, of the ♀ black-gray, the latter much broader than in the ♂; upon its lower part, in the ♀, several hardly perceptible black hairs, which I did not observe upon the face of the ♂. Antennæ entirely black; the third joint broad, rather short, however somewhat longer in the ♂ than in the ♀, bare, that is to say, only with the usual microscopic pubescence, which is very difficult to observe. The rather strong arista is also covered with this almost imperceptible pubescence. Front dark metallic green; the rather whitish dust upon it becomes visible, when viewed in an oblique direction. Cilia of the inferior orbit black. The scutellum has besides the usual two bristles, also some shorter hair. Feet black, tip of the coxæ and trochanters in well matured specimens hardly much paler; tip of the femora, the tibiæ, and the root of the four anterior tarsi brownish-yellow; tip of the hind tibiæ brownish, the root of the hind tarsi sometimes brown. In less matured specimens the lower side of the femora is mostly pitch-brown. Cilia of the tegule black. The small brownish-black lamellæ of the hypopygium are crescent-shaped, and adhere with the concave side to the hypopygium, so that their true form cannot be easily perceived; on their convex side they are fringed with small blackish hairs, but not jagged. The wings are comparatively long, distinctly tinged with smoky black; the third and fourth longitudinal veins show towards the end an indication of a slight convergency; the hind transverse vein is comparatively distant from the margin of the wing.

*Hab.* Sitka. (Wahlberg.)

*Observation* 1.—*Gymn. tristis* is distinguished from *Gymn.*

*barbatulus* by its larger size, its longer and darker wings, and by a darker and less hairy face; the male further differs by the greater length of the lamellæ of the hypopygium. From *G. scotias* it differs by the third joint of the antennæ, which has not the long hairs, so apparent in *G. scotias*.

*Observation 2.*—A male from the same locality shows a considerably stronger convergency of the third and fourth longitudinal veins, coincides, however, so much in all the other characters with the rest of the males, that I cannot consider it for more than a variety, although a very striking one, of *G. tristis*.

#### B. *Prevailing color of the feet yellow.*

**6. *G. exilis* Loew.** ♂.—Viridis, pedibus flavis, coxarum intermediarum basi femorumque posteriorum apice nigricantibus, tarsis fuscis.

Green, with yellow feet, the basis of the middle coxæ and the tip of the hind femora blackish, tarsi brown. Long. corp. 0.10. Long. al. 0.11.

Syn. *Gymnopternus exilis* Loew, Neue Beitr. VIII, 30, 5.

Green or bluish-green, not very bright. Face and front light grayish. Antennæ brownish-black; the second joint and the root of the third reddish-brown; the third joint comparatively rather large, not very broad in proportion to its size, not rounded at the tip, distinctly hairy; the pubescence of the not very long arista is difficult to perceive. Cilia of the inferior orbit black. Thorax, in consequence of a light cover of dust, somewhat dull, and grayish-green. In one specimen only, I perceive upon the scutellum, besides the usual bristles, a few small hairs, which are rather indistinct. Feet pale yellowish. Middle coxæ upon the outside distinctly blackened beyond their middle. Hind coxæ darkened only at the basis. Tip of the hind femora distinctly blackened upon the upper side. Fore and middle tarsi infuscated from the tip of the first joint; hind tarsi black-brown to the same extent. The row of short small bristles which is usually found upon the upper side of the fore tibiæ in the species of *Gymnopternus* is less developed here than in most of the other species. Cilia of the tegulæ black. Wings gray. The small lamellæ of the hypopygium yellow, fringed with rather apparent, small black bristles; their form is rather kidney-shaped, still they have in the lower corner a very small, somewhat protruding black flap; the



interior appendages of the hypopygium bear a few hairs before the tip.

*Hab.* Pennsylvania. (Osten-Sacken.)

**7. *G. spectabilis* Loew.** ♀.—Thorace violaceo, antennis nigris, coxis nigricantibus, pedibus flavis.

Thorax violet, antennæ black, coxæ blackish, feet yellow. Long. corp. 0.17. Long. al. 0.17.

*Syn.* *Gymnopternus spectabilis* Loew, Neue Beitr. VIII, 30, 6.

Is among the largest North American species of this genus known to me. Face and front with an almost silvery-white dust, though upon the latter the dust is less thick. Antennæ altogether black; third joint short; the arista is somewhat stout at the basis and has a plainly perceptible pubescence. Cilia of the inferior orbit black. The upper side of the thorax metallic violet, the scutellum likewise; the latter has some short hairs in the middle. Abdomen blackish metallic green, bright. All the coxæ up to the extreme tip blackish. Feet yellow, tarsi from the tip of the first joint infuscated; the usual row of bristles upon the upper side of the fore tibiæ complete and distinct, though the single bristles are comparatively not long. Cilia of the tegulæ black. Wings tinged with gray-brown, towards the anterior margin a little browner; the third and fourth longitudinal veins perfectly parallel.

*Hab.* New York. (Osten-Sacken.)

*Observation.*—Had Mr. Wiedemann not stated the size of *Dolichopus obscurus* Say to be  $1\frac{1}{2}$  line, I would have most certainly believed that my *G. spectabilis* is the *D. obscurus* of Mr. Say. Nevertheless the statements of MM. Wiedemann and Say about *D. obscurus* do not apply so closely to *G. spectabilis* as to waive such an important difference and to consider both species as one and the same.

**8. *G. albiceps* Loew.** ♀.—Thorace violaceo, antennis rufis in apice fuscis, coxis pedibusque flavis.

Thorax violet, the red antennæ brown at the tip; coxæ and feet yellow. Long. corp. 0.17. Long. al. 0.17.

*Syn.* *Gymnopternus albiceps* Loew, Neue Beitr. VIII, 30, 7.

Face very broad, more so than that of *G. spectabilis*, snow-white. Antennæ dusky red; third joint small, rounded, dark

brown upon the apical half. Arista with a comparatively long and striking pubescence. Front covered with a snow-white dust. Cilia of the inferior orbit black. Thorax and scutellum metallic violet; no hairs are perceptible upon the surface of the latter. Abdomen metallic dark green. Coxæ and feet yellowish; middle coxæ upon the outside with a grayish streak. Tarsi from the tip of the first joint gradually blackened. The usual row of bristles on the upper side of the fore tibiæ is extant and complete; the single bristles, however, comparatively short. Cilia of the tegula black. Wings tinged with grayish-brown, a little more brown towards the anterior margin; the third and fourth longitudinal veins very slightly converging towards the end.

*Hab.* Middle States. (Osten-Sacken.)

**9. *G. subdilatus* Loew.** ♂.—Viridis, antennis nigris, coxis nigricantibus, anticarum apice pedibusque flavis, maris tarsorum anticorum articulo ultimo depresso, subdilato.

Green; antennæ black; coxæ blackish; tip of the fore coxæ and the feet yellow; the last joint of the fore tarsi of the ♂ flattened and a little enlarged. Long. corp. 0.13. Long. al. 0.13.

*Syn.* *Gymnopterus subdilatus* Loew, Neue Beitr. VIII, 31, 8.

Metallic green, rather bright. Face covered with a whitish dust. Antennæ entirely black; third joint short, rather rounded; arista with a scarcely perceptible, extremely short pubescence. The cilia of the inferior orbit seem to be black; upon the scutellum, besides the usual two bristles, a few small hardly perceptible hairs are inserted. The rather large lamellæ of the hypopygium are more kidney-shaped than crescent-shaped, upon their lower side brownish-yellow, upon the upper part brownish-black, closely fringed with black bristle-like hairs; the interior appendages are simple. The fore coxæ blackened as far as the middle, middle and hind coxæ almost as far as the tip. Feet yellowish, a little more slender than in the allied species. The hairs on the hind femora are also blackish upon their under side, and more distinct than in the related species. The usual row of bristles on the upper side of the fore tibiæ is extant, but the single bristles are very short. Fore tarsi from the tip of the first joint strongly infuscated, towards the tip black, very slender, but hardly longer than the tibiæ. Their first joint is as long as the two following taken together; the last joint is flattened and a little enlarged,

the pulvilli also larger than usual. The middle and the hind tarsi strongly infuscated from the tip of the first joint, towards the tip black. Cilia of the tegulae black. Wings tinged with blackish-gray.

*Hab.* Middle States. (Osten-Sacken.)

*Observation.*—A single female specimen agrees with the just described male of *G. subdilatus* in the color of the coxæ, and cannot therefore belong to any of the other species known to me; I am prevented, however, from taking it for the ♀ of *G. subdilatus* on account of the more clumsy shape of the feet.

**10. *G. lævigatus* Loew.** ♂.—Viridis, thorace subcærulescente, nitidissimo, antennis parvis nigris, articulo secundo et tertii basi obscure rufis, coxis anticis totis pedibusque pallide flavis, tarsis posticis inde ab articuli primi apice nigris, lamellis hypopygii pallide flavis, appendicibus interioribus simplicibus.

Green, with a somewhat violet, very bright thorax; the small antennæ black, the second joint and the root of the third dusky red; the whole fore coxæ and the feet yellow, the hind tarsi from the tip of the first joint black; the lamellæ of the hypopygium pale-yellow; the interior appendages simple. Long. corp. 0.12. Long. al. 0.12.

*Syn.* *Gymnopternus lævigatus* LOEW, Neue Beitr. VIII, 31, 9.

Green, bright. Face and front covered with whitish dust. Antennæ small, black; the second joint and the root of the third dusky red. Arista with a short but distinct pubescence. The cilia of the inferior orbit seem to be black. Upper side of the thorax bluish-green and very bright. Upon the surface of the scutellum, besides the usual bristles, there are a few quite imperceptible little hairs. The small lamellæ of the hypopygium are light-yellowish, with a scarcely perceptible blackish border and crescent shaped. Coxæ and feet white-yellowish; the middle coxæ on the outside almost as far as the tip, and the hind coxæ at the root, blackened. The hairs on the feet are somewhat coarse, and the usual row of bristles on the upper side of the fore tibiae consists of comparatively long and rather strong bristles. Hind tarsi black from the tip of the first joint; fore and middle tarsi infuscated from the same joint. Cilia of the tegulae black; wings tinged with blackish-gray; the end of the third and fourth longitudinal veins parallel:

*Hab.* Middle States.

*Observation.*—If the coloring of the tarsi should not prove constant, the distinction from *G. parvicornis* would be rather difficult. It would then be necessary to observe that the feet of the present species are decidedly somewhat more clumsy and covered with coarser hair, and that the row of bristles on the upper side of the fore tibiae consists of somewhat longer bristles. The conformity of both species in the structure of the antennæ and of the appendages of the hypopygium is striking. *G. lævigatus* cannot be confounded with any other species.

**11. *G. frequens* LOEW.** ♂ and ♀.—Obscure viridis vel aeneo-viridis, antennis nigris, facie et fronte ex albo cinereis, pedibus flavis, lamella hypopygii nigris.

Dark-green or bronze-green; antennæ black; face and front whitish-gray; feet yellow; lamellæ of the hypopygium black. Long. corp. 0.12. Long. al. 0.12—0.15.

SYN. *Gymnopternus frequens* LOEW, Neue Beitr. VIII, 32, 10.

Blackish-green, recently developed specimens rather bluish-green, more aged specimens darker bronze-green. Face and front covered with a whitish-gray dust. Antennæ black, the third joint quite small; arista with a short but distinct pubescence. Cilia of the inferior orbit black; upon the surface of the scutellum there are, besides the two bristles, several short hairs. Coxæ and feet yellow; middle coxæ almost on their whole outside blackish, or at least brownish; the fore coxæ show only at the extreme basis traces of a brownish tinge, such as is often also perceived on the hind coxæ. The usual row of bristles on the upper side of the fore tibiae is distinct and dense. The hind tarsi become, from the tip of the first joint, more and more brown, their tip is black-brown. The fore and middle tarsi are infuscated in a similar manner, but less dark. Cilia of the tegulae black. Wings tinged with blackish-gray, the third and fourth longitudinal veins with a slight trace of convergency. The lamellæ of the hypopygium black, quite rounded at the end, fringed with black hairs; the interior appendages not bristly.

*Hab.* Middle States. (Osten-Sacken.)

*Observation.*—*G. frequens* is, among the kindred species, the only one whose males have black lamellæ, and thus is easy to recognize. Female specimens occur which have the dust upon face and front much whiter; in other respects they are like the

other females. Whether they are, as I suppose, merely a variety of *G. frequens*, or whether they belong to another closely related species can only be determined by further observations. The changes in size of the present species are not so striking as would appear from the measurements given above, because the larger specimens are always females, which, in this species, more than usual exceed the males in size. It will be quite difficult to distinguish the female of *G. lunifer* from that of *G. frequens*.

**12. *G. lunifer* LOEW.** ♂.—Obscure viridis vel aeneo-viridis, antennis nigris, facie et fronte cinereis, pedibus flavis, lamellis hypopygii obscure luteis.

Dark-green or bronze-green, antennæ black, face and front gray; feet yellow; lamellæ of the hypopygium dark-yellow. Long. corp. 0.13—0.14. Long. al. 0.13—0.14.

Syn. *Gymnopternus lunifer* LOEW, Neue Beitr. VIII, 32, 11.

Dark-green, rather bright, face and front with whitish-gray dust. Antennæ rather short, entirely black, the third joint small, not rounded at the end. Arista with a short but distinct pubescence. Cilia of the inferior orbit black. Upon the scutellum, besides the bristles, a few not easily perceptible hairs; the lamellæ of the hypopygium a little larger than those of the kindred species, crescent-shaped, but rounded on the upper end, so as to become somewhat kidney-shaped, and thus to approach the shape of the lamellæ of *G. subdilatus*. They are of a dingy brownish-yellow color, and upon the upper margin somewhat blackish. Their black fringe is not so strong as that of *G. subdilatus*. Fore coxæ dark yellow, a little brownish at the extreme basis; the middle and hind coxæ black almost up to the extreme tip. Feet somewhat dark yellow, rather slender, hind femora somewhat infuscated on the upper side towards the tip. The usual row of bristles on the upper side of the fore tibiæ is complete. Tarsi brownish towards the tip. Cilia of the tegulæ black: wings tinged with brownish-gray.

*Hab.* New York. (Osten-Sacken.)

**13. *G. fimbriatus* LOEW.** ♂.—Viridis, pedibus et coxis flavis, coxis intermediis, apice excepto, nigricantibus; appendicibus hypopygii interioribus elongatis et penicillatis.

Green, feet and coxæ yellow, the middle coxæ however, with the exception of the tip, blackish; the interior appendages of the hypopygium elongated, hairy, penicillate. Long. corp. 0.10. Long. al. 0.11.

Svs. *Gymnopternus fimbriatus* Loew, Neue Beitr. VIII, 32, 12.

Rather light-green, bright. Face and front covered with a white-grayish dust. Antennæ entirely black, short, the third joint rounded. Arista with an extremely short and very imperceptible pubescence. Cilia of the inferior orbit black. The upper side of the thorax moderately bright. Upon the scutellum only traces of very imperceptible hairs. The lamellæ of the hypopygium whitish-yellow, crescent-shaped, ciliated with stiff black hairs; the interior appendages somewhat elongated, with a brush-like tuft of long hairs at the end. Coxæ and feet yellow, more slender than those of the next following species; most of the outside of the middle coxæ blackish; the fore and hind coxæ hardly somewhat blackened at their extreme basis. Tarsi somewhat infuscated towards the tip, especially the hind ones. The usual row of bristles on the upper side of the fore tibiae is extant; the single bristles of middle size. Cilia of the tegulæ black. Wings tinged with gray.

*Hab.* Maryland. (Osten-Sacken.)

**14. G. despicatus** Loew. ♂.—Viridis, antennis nigris, facie et fronte albide-pollinosis, pedibus flavis, tibiis posticis prope apicem supra paulo longius pilosis, quam in speciebus ad quas accedit; alarum venis longitudinalibus tertiâ et quartâ subconvergentibus; lamellis hypopygii pallide flavescentibus.

Green, antennæ black, face and front covered with a whitish dust; feet yellow; hind tibiæ on the upper side towards the end with longer hairs than in the allied species; the third and fourth longitudinal veins of the wings show a slight convergency; lamellæ of the hypopygium pale yellow. Long. corp. 0.12. Long. al. 0.12.

Svs. *Gymnopternus despicatus* Loew, Neue Beitr. VIII, 33, 13.

Green, rather bright. Face and front covered with whitish dust. Antennæ entirely black and only of middle length; the third joint rather rounded at the tip. Arista with a very short, hardly perceptible pubescence. Cilia of the inferior orbit black. Upon the scutellum of the described specimen there are, besides the two bristles, only a few small, pale hairs on the margin. Lamellæ of the hypopygium pale-yellowish, crescent-shaped,

fringed on the margin with small black hairs. The interior appendages plain. Coxæ and feet yellowish. Middle coxæ on the outside as far as somewhat beyond the middle, blackish. The usual row of bristles on the upper side of the fore tibiæ is complete, and consists of comparatively large bristles. The usual short hairs upon the last third of the upper side of the hind tibiæ are not only a little denser, but also visibly longer, than in the allied species. Tarsi towards the end a little blackish. Cilia of the tegulæ black. Wings tinged with gray. Third and fourth longitudinal veins towards the end a little more approximated, and therefore a little more converging, than in the allied species.

*Hab.* Middle States. (Osten-Sacken.)

**15. *G. difficilis* Loew.** ♂.—Viridis, antennis nigris, facie et fronto albido-pollinoso; pedibus flavis; tarsis apicem versus dilute infusentis, alarum venis longitudinalibus tertiâ et quartâ perfecte parallelis; lamellis hypopygii pallide flavescensibus.

Green, antennæ black, face and front covered with a whitish dust, feet yellow, tarsi brownish only towards the tip, third and fourth longitudinal veins perfectly parallel; lamellæ of the hypopygium pale-yellowish. Long. corp. 0.12. Long. al. 0.12.

*Syn.* *Gymnopternus difficilis* Loew, Neue Beitr. VIII, 33, 14.

Is so extremely like the preceding species, that the statement of the differences will be sufficient for its recognition. They consist in the following: the usual row of bristles on the upper side of the fore tibiæ consists of much smaller bristles. The hairs on the upper side of the hind tibiæ are, towards their end, less dense and long; the third and fourth longitudinal veins are perfectly parallel towards their end, and all the longitudinal veins have a paler coloring.

*Hab.* New York.

**16. *G. nigribarbus* Loew.** ♀.—Nigro-æneus, thorace cærulescente, subopaco, inferâ faciei parte pilis nigris barbata.

Bronze-black, thorax rather blue and somewhat dull, the lower part of the face bearded with black hairs. Long. corp. 0.09—0.10. Long. al. 0.12.

*Syn.* *Gymnopternus nigribarbus* Loew, Neue Beitr. VIII, 33, 15.

Bronze-blackish, thorax rather blue, and rather dull on account of a dense, brown-gray dust. Face covered with a whitish-gray dust, rather broad, upon its inferior portion convex and beset with

a short but distinct and rather striking pubescence. Antennæ small, black-brown, second joint and the root of the third red; the third joint rounded at the end and beset with very distinct but not long hairs. Arista with a comparatively long, very distinct pubescence. The front seems in most directions light, brownish-gray; in others nearly whitish. Cilia of the inferior orbit black. Upper side of the thorax rather blue and dull on account of a gray-brownish dust. Scutellum apparently glabrous upon its upper surface. The color of the abdomen varies between bronze-black and bronze-green. Fore coxæ yellow-brownish at the base; middle coxæ almost up to the tip, hind coxæ about as far as the middle, blackish. Feet yellowish. Tarsi moderately infuscated towards the tip. The usual row of bristles on the upper side of the fore tibiæ, consists of comparatively short bristles. Cilia of the tegulæ black. Wings with a rather strong blackish-gray tinge. The third and fourth longitudinal veins parallel towards the end.

*Hab.* Pennsylvania.

**17. *G. parvicornis* Loew.** ♂.—Viridis, thorace cærulescente, nitidissimo, antennis parvis, nigris, articulo secundo et articuli tertii basi rufis; coxis anticis totis, pedibusque pallide flavis, tarsis apicem versus infuscatis, lamellis hypopygii pallide flavicantibus, appendicibus interioribus simplicibus.

Green, the bluish-green thorax very bright; the small antennæ black, the second joint and the root of the third red, the whole fore coxæ and the feet pale yellowish; tarsi towards the tip brownish; the lamellæ of the hypopygium pale yellowish; the interior appendages plain. Long. corp. 0.12. Long. al. 0.12.

*Syn.* *Gymnopternus parvicornis* Loew, Neue Beitr. VIII, 34, 16.

Green, bright, face and front with a white dust. Antennæ small, black; second joint and the root of the third red; third joint remarkably small and not rounded at the tip. Arista with a short but distinct pubescence. Cilia of the inferior orbit black. Upper side of the thorax bluish-green and very bright. Upon the surface of the scutellum there seem to be, besides the usual bristles, a few small hairs. The small lamellæ of the hypopygium are whitish-yellow with a scarcely perceptible black margin, crescent-shaped. Coxæ and feet whitish-yellow; the middle coxæ on the outside almost up to the tip, and the hind coxæ at the root,



blackish. The hairs on the feet are scarcely so rough as usual, and the row of bristles on the upper side of the fore tibia consists of rather short bristles. Tarsi but slightly infuscated towards their tip. Cilia of the tegulae black. Wings with a blackish-gray tinge. Third and fourth longitudinal veins, towards the end, parallel.

*Hub.* Middle States. (Osten-Sacken.)

*Observation.*—The striking resemblance of this species to *G. laevigatus* has already been noticed above. If the small bristles on the upper side of the fore tibiae were not visibly shorter in this species, I would suppose it to be only a variety of *G. laevigatus* with much paler tarsi.

**18. *G. opacus* Loew.** ♂.—Viridis, modice nitens, facie et fronte polline ex albo-cinereo vestitis, antennis majusculis, fusco-nigris, articulo secundo et articuli tertii basi rufis; pedibus cum coxis flavis; coxis intermediis, posticarumque basi nigricantibus; alis ex flavo dilutissime cinerascensibus, lamellis hypopygii parvis, pallide flavescensibus.

Green, only moderately shining; face and front with a whitish-gray dust; antennae rather large, brownish-black: second joint and root of the third red; coxae and feet yellow, middle coxae and the base of the hind coxae blackish; wings altogether pale yellowish-gray; the small lamellae of the hypopygium pale yellowish. Long. corp. 0.12—0.13. Long. al. 0.13.

*Syn.* *Gymnopternus opacus* Loew, Neue Beitr. VIII, 34, 17.

Green, only moderately shining; the dust upon the face seems to be whitish-gray, but in an oblique light it has a more pure white appearance. Antennae brownish-black; second joint and root of the third red; third joint of a considerable size, rather broad, forming a sharp angle at the tip, beset with not very long but very distinct hairs. Arista with a rather short but very distinct pubescence. Front with a yellowish-gray dust. Cilia of the inferior orbit black. Thorax dull on account of a yellowish-gray dust. I cannot discover any hairs upon the scutellum. Lamellae of the hypopygium small, pale-yellow, short and sparsely fringed. Pleurae without yellow coloring on the posterior margin. Coxae and feet pale-yellowish. Middle coxae on the outside almost up to the tip and hind coxae at the basis, of a dark color. Tarsi hardly infuscated towards the tip. Cilia of the tegulae black. Wings with a slight gray-yellowish tinge. The third

and fourth longitudinal veins towards their end almost entirely parallel.

*Hab.* New York. (Osten-Sacken.)

*Observation.*—A single ♀ which I possess I believe to be that of the present species. The circumstance that the single bristles of the row on the upper side of the fore tibiæ are somewhat stronger, the third joint of the antennæ much shorter and the arista more distinctly hairy than those of the above described ♂, cannot justify any doubts, as the females of nearly all the species differ in this way from the males. The only objection which might be raised against their belonging together, is the more whitish color of the dust upon face and front.

**19. *G. politus* Loew.** ♀.—Viridis, nitens, faciei albæ parte inferâ subtiliter pilosâ, fronte albo-pollinosâ, antennis ex fusco rufis, apiceu versus fuscis, coxis pedibusque pallide flavis, alis majuseulis ex fusco cinereis, appendicibus analibus duabus styliformibus.

Green, bright, the lower part of the white face with delicate hairs, front with a white dust, the brownish-red antennæ brown at the tip; coxæ and feet pale-yellowish; wings somewhat large, brown-grayish; at the end of the abdomen two styloid appendages. Long. corp. 0.14—0.15. Long. al. 0.14—0.15.

*Syn.* *Gynnopternus politus* Loew, Neue Beitr. VIII, 34, 18.

Green, very bright; the moderately broad face and front covered with white dust; the lowest part of the face beset with minute pale hairs and a few blackish ones. Antennæ, at least for a female, of middle size, dusky brownish-red; third joint with short but distinct hairs, towards the end blackish-brown and the tip sharply angular. Cilia of the inferior orbit black. Thorax only a little dusty. Upon the scutellum I cannot perceive any hairs at all. The anal appendages distinguish themselves from those of the related species by consisting of two short black styles. The posterior margin of the pleuræ is not yellow. Coxæ and feet pale-yellowish. Tarsi but little infuscated towards their tip. The usual row of bristles on the upper side of the fore tibiæ rather prominent. Cilia of the tegulæ black. Wings rather broad and pretty strongly tinged with brownish-gray. The third and fourth longitudinal veins towards their ends with a slight indication of convergency.

*Hab.* New York. (Osten-Sacken.)

*Observation.*—It is remarkable that the circle of short thorns on the tip of the abdomen of the female, which belongs to allied species, is wanting here. This species, however, cannot be located in any other genus; on the contrary, it coincides most perfectly in all other respects with the species of *Gymnopternus*.

**20. *G. debilis* Loew.** ♂ and ♀.—Viridis, modice nitens, facie et fronte cinereo-pollinoso, antennis rufis apicem versus nigris, coxis pedibusque pallide flavis, alis ex flavo cinereis, lamellis hypopygii parvis, pallide flavescentibus.

Green, moderately shining; face and front grayish-dusty, the red antennæ black at the tip; coxæ and feet pale-yellow; wings yellowish-gray; the small lamellæ of the hypopygium pale-yellowish. Long. corp. 0.12. Long. al. 0.12.

Syn. *Gymnopternus debilis* Loew, Neue Beitr. VIII, 55, 19.

Green, only moderately shining; face covered with white-grayish, front with yellow-grayish dust. Antennæ red, of middle size; third joint quite distinctly hairy, at the tip black-brown and provided with a sharp angle; arista with a short, but distinct pubescence. As far as I can perceive, the ciliæ of the inferior orbit are black. The upper side of the thorax, on account of some yellow-grayish dust, rather dull. The scutellum seems to be bare. Venter not yellow. Pleuræ wholly gray, without yellow posterior margin. Coxæ and feet pale yellowish. Tarsi towards their end a little infuscated. The usual row of bristles on the upper side of the fore tibiæ rather prominent. Cilia of the tegulæ black. Wings only with a slight yellow-grayish tinge. Third and fourth longitudinal veins towards their end almost entirely parallel. The small lamellæ of the hypopygium are pale-yellowish and fringed with little black hairs.

*Hab.* Pennsylvania. (Osten-Sacken.)

*Observation.*—*G. debilis* can easily be distinguished from *G. opacus* by its smaller size and smaller antennæ; likewise from *G. crassicauda* by not having a yellow venter and the posterior margin of the pleuræ not being yellow. From *G. politus* it differs by a more light-green color, less brightness, smaller size, &c. &c.

**21. *G. crassicauda* Loew.** ♂ and ♀.—Viridis, modice nitens, antennis rufis apicem versus fuscis, pleurarum margine postico, ventre, coxis pedibusque pallide flavis, hypopygio maris valde incrassato.

Green, moderately shining; the red antennæ brown towards the tip; the posterior margin of the pleuræ, the venter, the coxæ and the feet pale-yellowish. The hypopygium of the ♂ very much thickened. Long. corp. 0.15. Long. al. 0.14—0.15.

SYN. *Gymnopternus crassicauda* LOEW, Neue Beitr. VIII, 35, 20.

Green, moderately shining; face and front with some whitish dust; in well preserved ♀ a delicate and pale-colored pubescence can be seen upon the lower part of the face. Antennæ red, of very moderate size, the third joint at the end rounded and infuscated. Arista of the ♂ with a short but distinct, that of the ♀ with a comparatively long and very striking pubescence. Cilia of the inferior orbit black. Thorax somewhat dull from grayish dust. The hairs upon the scutellum delicate and rather difficult to perceive. Pleuræ gray, their whole posterior margin (epimera metathoracica) yellowish. Venter yellow; upon the anterior segments of the abdomen this color extends somewhat upon the upper side; in well preserved specimens, however, it is concealed by a whitish dust; in the ♀ this yellow coloring sometimes extends further, so that there is upon the first segment a complete, and upon the second an interrupted yellow band. Coxæ and feet pale-yellowish. Tarsi towards the end scarcely a little infuscated. Cilia of the tegule black. Wings with a slight yellow-grayish tinge. The third and fourth longitudinal veins towards the end almost entirely parallel. The hypopygium of the ♂ uncommonly thickened. The very small crescent-shaped lamellæ have a yellowish coloring and a fringe of short, delicate and sparse hairs.

*Hab.* New York. (Osten-Sacken.)

**22. *G. minutus* LOEW.** ♂.—Viridis, antennis parvis rufis, pleurarum margine postico, ventre, coxis pedibusque pallide flavicantibus, coxis anticis denudatis, hypopygio non incrassato.

Green, the small antennæ red, the posterior margin of the pleuræ, the venter, the coxæ and the feet pale-yellowish; fore coxæ bare; the hypopygium not thickened. Long. corp. 0.10. Long. al. 0.11.

SYN. *Gymnopternus minutus* LOEW, Neue Beitr. VIII, 35, 21.

Green, quite bright, face with a dense, front with a thin whitish dust. Antennæ brownish-red, small, the third joint at the end dark-brown. Arista with a short but distinct pubescence. Cilia of the inferior orbit black. Thorax a little dull from a white-

grayish dust. Scutellum with a few short hairs. Posterior margin of the pleuræ yellow. Venter yellow. On the anterior segments of the abdomen the lateral margins are also colored with yellow. Hypopygium of the usual shape. The small, delicate lamelle yellowish, sparsely ciliated. Coxæ and feet white-yellowish. The fore coxæ have upon their anterior side no black, but throughout only extremely delicate small whitish hairs, so as to appear glabrous, which constitutes a very striking character of this species. The tarsi towards their end are scarcely somewhat infuscated.

*Hab.* Middle States. (Osten-Sacken.)

**23. *G. ventralis* Loew.** ♂.—Viridis, modice nitens, antennarum articulo tertio latiusculo, rotundato, pleurarum margine postico, ventre, coxis, pedibusque pallide flavis, hypopygio maris non incrassato.

Green, moderately shining, third joint of the antennæ rather broad, rounded; posterior margin of the pleuræ, venter, coxæ and feet pale-yellowish; hypopygium not thickened. Long. corp. 0.13—0.14. Long. al. 0.15.

*Syn.* *Gymnopternus ventralis* Loew, Neue Beitr. VIII, 36, 22.

Green, not very bright. Face with a whitish, front with a pale yellow-grayish dust. Antennæ brownish-red, of moderate size; the third joint, which is rounded, is rather broad; arista with a rather short but distinct pubescence. Cilia of the inferior orbit black. Thorax quite dull on account of a yellow-grayish dust. Scutellum with delicate but distinct hairs. The entire posterior margin of the pleuræ yellow. Venter yellow. Hypopygium of the usual form. The small yellowish lamelle of middle size, rather sparsely ciliated. Coxæ and feet pale-yellowish. The hairs on the anterior coxæ are partially blackish, but so delicate that they might be easily overlooked. The tarsi towards their end are only little infuscated. Cilia of the tegule black. Wings with a yellow-grayish tinge; the third and fourth longitudinal veins parallel towards their end.

*Hab.* New York.

#### Gen. IV. PARACLIUS.

When I adopted, in the fifth part of the *Neue Beiträge*, the genus *Gymnopternus*, and distinguished it from the related genera, it was done merely upon the basis of an investigation of European species, so that I had only these species in view when

I defined the characters of this genus and its differences from the neighboring genera. America possesses species which necessarily come within the definition of the genus *Gymnopternus*, as understood in that publication, but which, at the same time, differ too much from all other species of this genus, to find a natural place among them. The most striking, although perhaps not the most important, character whereby these species differ from the others, is the course of the last segment of the fourth longitudinal vein. At or beyond its middle it is suddenly deflected anteriorly, and its end is so near the end of the third longitudinal vein that the first posterior cell appears almost closed. In order to separate these species from the genus *Gymnopternus*, I have added above to the characters of *Gymnopternus* the complete, or at least nearly complete, parallelism of the third and fourth longitudinal veins. A more minute examination of the species in question shows that they should form two, or perhaps more correctly, three groups; still, before we are able to judge with certainty about it, our as yet imperfect knowledge of the species will require a considerable increase. In the meantime, however, if we draw our attention to the character which distinguishes all these species from the other *Gymnopternus*, that is, to the course of the last segment of the fourth longitudinal vein, we will soon find among these species two principal modifications of this course. In one case the deflection of the fourth segment at or beyond its middle takes place in a steep curve forward, and the vein then runs in a straight direction to the margin of the wing, which it reaches very near the tip of the third longitudinal vein. In the other case the last segment of the fourth longitudinal vein forms beyond its middle a but slightly rounded angle, and thence, in the form of a curve, the concavity of which is turned backwards, it runs to the margin of the wing, which it likewise reaches in the immediate neighborhood of the third longitudinal vein. Those species which show the first of the above mentioned neurations, possess, moreover, many other characters in common, which distinguish them from the species of *Gymnopternus*, and thus they form the genus *Pelastoneurus*. As the most important of these characters may be mentioned the feathered arista, the broad face, which is common to both sexes, strongly convex upon its lower part, and provided with a sharp, curved inferior margin; also the elongated and distinctly pedunculated hypopygium. On the contrary all those species, in which the

end of the fourth longitudinal vein forms a curve, the concavity of which is turned backwards, and which in this respect differ more than the others from the species of *Gymnopternus*, approach them very closely in the structure of the face, and are easily distinguished on that account from the species of *Pelastoneurus*: the structure of their face would be indeed altogether like that of the species of *Gymnopternus*, if the face was not somewhat less broad and more narrowed below. The structure of their hypopygium also approaches more to that of the species of *Gymnopternus*, than to *Pelastoneurus*, the hypopygium not being elongated and being provided with a shorter peduncle, so as to appear sessile or almost sessile. The outer appendages of all the species have more of the usual form of a shell than those of the species of *Pelastoneurus*. While there is a great uniformity with regard to all the above mentioned characters, this is not the case with the structure of the antennæ. In both species, which I describe below, the third joint of the antennæ is rounded and the arista more or less distinctly hairy, but not feathered. In the species from Surinam, which I have described in the *Wiener Entomol. Monatschr.* as *Gymnopternus leucospilus*, the third joint of the antennæ is longer, quite distinctly excised on its upper side, and has, like the species of *Pelastoneurus*, a distinctly feathered arista. Whether this difference in the structure of the antennæ is sufficient to form two genera of these species, I am unable to decide, on account of the scanty material at my disposal, but I rather incline to that opinion. *Dolichopus heteropterus* Macq. undoubtedly belongs to this group, but whether it is more related to the two species described below, or to *G. leucospilus*, cannot be decided without the comparison of the specimen; however, according to the statements and the drawing which Mr. Macquart furnishes of the structure of the antennæ, the former seems to be the case. Mr. Bigot founded upon it a separate genus, which he calls *Paracleius*, and distinguishes it from the genus *Gymnopternus* by the latter having the third joint of the male antennæ slightly excised on the upper side, and the fourth longitudinal vein bent, while in *Paracleius* the third joint of the male antennæ is not excised on the upper side, and the fourth longitudinal vein is strongly bent. My experience does not, as yet, allow me to agree with this mode of subdivision; I therefore cannot adopt the genus *Paracleius* in the sense of Mr. Bigot. Nevertheless, I see no inconvenience in retaining the

newly coined name, with the usual latinized modification in *Paraclius*, for the new genus which I intend to establish and to define here. As our principal aim at present is an available generic distribution of the already known North American species, I will merely have the latter in view in establishing the characters of *Paraclius*, and leave out *G. leucospilus* for the present. The discovery of a larger number of related species will have to decide whether the character of *Paraclius* is to be modified so as to admit species like *G. leucospilus*, or whether a new genus is to be founded for such species.

The following are the characters of the genus: The first joint of the antennæ hairy on the upper side; third joint of the antennæ rounded; arista dorsal, with the ordinary pubescence, not feathered. Face of very moderate breadth, narrowed towards the mouth, not convex in its lower part and not reaching to the inferior corner of the eye. The first joint of the hind tarsi without bristles. The last segment of the fourth longitudinal vein, beyond its middle, is bent forward in a rounded angle, thence running in a curve, with the concave side turned backwards, towards the margin of the wing, and reaching it quite near the tip of the third longitudinal vein, so that the first posterior cell has but a small opening. Hypopygium entirely disengaged, not prolonged, with a very short pedicel, so as to appear sessile or nearly so; the exterior appendages lamelliform.

The characteristic differences between *Paraclius* on one side and *Gymnopternus* and *Pelastoneurus* on the other, will be easily understood from the foregoing. Besides the species of the latter two genera, there are those of the genus *Hercostomus*, which resemble the species of *Paraclius*: but in this genus the last segment of the fourth longitudinal vein only very gradually approaches the third longitudinal vein, without any vestige of an angular flexure, and reaches the margin of the wing not so near the third longitudinal vein.

Only American species of *Paraclius* are as yet known. The name of the genus (from *παρα*—*κλειω*, I close), means that the first posterior cell of the species is almost closed.



*Table for the determination of the Species.*

- |   |   |   |                               |
|---|---|---|-------------------------------|
| 1 | { | Arista with long hairs; first segment of the costa not swollen.       | 1 <i>arcuatus</i> Loew.       |
|   |   | Arista with short hairs; first segment of the costa strongly swollen. | 2 <i>albonotatus</i> , n. sp. |

*Description of the Species.*

**1. *P. arcuatus* LOEW.** ♀.—Obscure viridis, pedibus flavis, ex parte fuscis, alis nigricantibus, primo costae segmento non incrassato.

Dark green, feet yellow, partially dark-brown, wings blackish, first segment of the costa not thickened. Long. corp. 0.12. Long. al. 0.11.

Syn. *Pelastoneurus arcuatus* LOEW, Neue Beitr. VIII, 39, 4.

Green, bright. Face narrow, still narrower below, covered with thick white dust. Front green, rather dull from a whitish dust. Antennae comparatively small, black, the third joint rounded. Arista with comparatively long hairs, but not feathered. Cilia of the inferior orbit whitish. The upper side of the thorax is upon the first two-thirds of a dark bronze color and less bright, upon the last third of a magnificent golden green color and very bright; the triangular impression on each side near the transverse suture is thickly covered with white dust; a small spot in the vicinity of the posterior corner of the thorax is dusted in a similar manner. In looking at the thorax from behind, a deep black stripe-like double spot above the root of the wing becomes apparent. Scutellum rather bright, of copperish color with a green middle line. The extreme tips of its lateral corners are deep black, and the hairs on its upper side are particularly distinct. Abdomen bright, rather dark green, along the incisures blacker, the lateral margins of the single segments with not very distinct spots of whitish dust. Pleurae greenish-black, and rather gray from a thin whitish dust. Fore coxae yellowish-brown, towards the tip lighter; middle and hind coxae as far as the tip black. Feet brownish-yellow; fore and middle femora on the upper side brownish, hind femora rather dark brown upon their whole latter part. Hind tibiae, with the exception of the root, dark brown. Fore and middle tarsi from the tip of the first joint dark brown; the whole hind tarsi blackish-brown. Cilia of the tegulae black. Wings blackened, towards the anterior margin darker; the last segment of the fourth longitudinal vein is suddenly bent forward

almost at a right angle, and this segment forms a curve, the convexity of which is turned backwards.

*Hab.* Cuba. (Poey.)

**2. *P. albonotatus*, n. sp.** ♂ and ♀.—Obscure viridis, pedibus totis nigris, alis nigricantibus, primo costæ dimidio valde incrassato.

Dark green, feet entirely black, wings blackish, the first segment of the costa very much thickened. Long. corp. 0.17—0.18. Long. al. 0.17.

Dark green, sometimes more bronze-green. Face of the ♂ narrow, of the ♀ a little broader; in both sexes it is covered with a snow-white dust. Palpi brownish-black. Antennæ entirely black, of very moderate size, the third joint rounded; arista with the usual short pubescence. Front covered with a rather dense white dust. Cilia of the inferior orbit whitish. Thorax dark metallic green, sometimes, with the exception of the posterior part of the upper side, of a dusky bronze-color. The pleuræ and the triangular lateral impression on the transverse suture are covered with a bright white dust. Scutellum of the same color as the upper side of the thorax. Abdomen on the posterior margin of the single segments usually rather blackish-blue-green, upon the remaining part of the segments more golden-green or coppery; on the lateral margin covered with white dust. Hypopygium disengaged, sessile, greenish-black; lamellæ only of very moderate size, rounded, brownish-black. Coxæ and feet black, the former covered with black hairs, the latter with a greenish lustre; fore tibiæ only with a simple row of bristles; middle and hind tibiæ with numerous bristles. Tegulæ blackish-brown, with black cilia. Wings of moderate size, of an elongated-oval shape, blackened; the last segment of the fourth longitudinal vein about its middle is bent forward at an obtuse angle, and its tip, which reaches the margin quite near the third longitudinal vein, forms a curve, the convexity of which is turned backwards. In the ♂ the portion of the costa which lies before the end of the first longitudinal vein shows a very strong swelling; in the ♀ this swelling is much weaker, but still of a rather conspicuous size.

*Hab.* New Orleans.

## Gen. V. PELASTONEURUS.

The characters of the genus are the following: First joint of the antennæ short, hairy on the upper side; third joint rounded; arista dorsal, distinctly feathered. Face in both sexes comparatively broad, upon its lower part strongly convex; its lower margin is sharp, and forms a curve. Proboscis stouter than in *Gymnopterus*, and approaching in its structure the species of *Meloborus*. The first joint of the hind tarsi without bristles. The last segment of the fourth longitudinal vein turns forward at or beyond its middle in a strong curve, and runs then almost in a straight line towards the margin of the wing, which it reaches closely in the vicinity of the tip of the third longitudinal vein, so that the first posterior cell is almost closed. The hypopygium is entirely disengaged, very much elongated, pedunculated, with lamelliform black appendages, which, in most of the species, have a very elongated form, and are of a more solid substance than in the allied genera.

The next related genus is *Paraclius*. The differences of both have already been detailed above. *Pelastoneurus* can hardly be mistaken for any other genus.

As yet, only American species of *Pelastoneurus* have been made known. Among the species described by former authors, *Dolichopus maculipes* Walk., and *D. bifrons* Walk., seem to belong here. The name of the genus (from *παραξω*, I approach, and *νευρον*, the nerve) has reference to the position and the peculiar course of the last segment of the fourth longitudinal vein.

## Table for the determination of the Species.

1	{ Cilia of the inferior orbit black.	2
	{ Cilia of the inferior orbit pale.	4
2	{ Thorax with a large spot of white dust on the posterior margin.	1 <i>longicauda</i> Lw.
	{ Thorax without a spot of white dust on the posterior margin.	3
3	{ Wings blackened.	2 <i>lugubris</i> Lw.
	{ Wings gray.	3 <i>lætus</i> Lw.
4	{ Fore coxæ blackened at the basis.	4 <i>vagans</i> Lw.
	{ Fore coxæ not blackened at the basis.	5 <i>cognatus</i> Lw.

*Systematic arrangement of the Species.*

## I. Cilia of the inferior orbit black.

1. *longicauda* Lw.2. *lugubris* Lw.3. *lætus* Lw.

## II. Cilia of the inferior orbit pale.

4. *vagans* Lw.5. *cognatus* Lw.*Description of the Species.*

## I. CILIA OF THE INFERIOR ORBIT BLACK.

**1. *P. longicauda*** Loew. ♂.—Aeneo-niger, facie argenteo micante, sub antennis triangulum nigrum gerente, ciliis oculorum inferioribus nigris.

Bronze-black; face with a silvery lustre, with a black triangular spot under the antennæ; cilia of the inferior orbit black. Long. corp. 0.17. Long. al. 0.16.

Syn. *Pelastoneurus longicauda* Loew, Neue Beitr. VIII, 37, 1.

Face, for a ♂, extremely broad, the inferior two thirds of it are strongly convex and have a bright silvery-white reflection, which shows a somewhat olive-brown appearance only in a certain oblique light; the upper, flat portion of the face has in each lower corner a deep, triangular spot with a silvery lustre; that triangular part of it, which is not covered by this spot, appears deep-black, when seen from above; seen from below, it appears less dark and somewhat dusty. The lower margin of the face is very sharp. Palpi large, on the outside with a silvery-white lustre and covered with black hairs. Front shining blackish. Antennæ brownish black; the under side of the first and second joints brownish-red; the rounded third joint rather large. Arista rather short, very much thinner towards the tip, and upon the last two thirds feathered with short hairs. Cilia of the inferior orbit black. Thorax bronze-black, rather shining, with an almost imperceptible white dust; the upper side of the thorax shows five spots covered with snow-white dust, namely one on each side near the transverse suture, one in the shape of a dot, on each side above the root of the wing near the posterior corner, and finally a large triangular spot in the middle of the hind margin; the velvet-black stripe-like double spot immediately above the root of the wing, so common in the species of this genus, is very distinct here.

Coxæ and pleuræ black, with a silvery lustre. Scutellum with velvet-black lateral spots and with a velvet-black middle-stripe, smooth steel-blue between the corners and the middle stripe. Abdomen with a violet lustre. Hypopygium black, upon the under side covered with snow-white dust, pedunculated, not very stout, but very long, so that it reaches as far as the basis of the abdomen; the comparatively small lamellæ brownish-black; the interior appendages slender, black, provided at the tip with not very numerous but long hairs in the shape of a brush. Feet brownish-yellow, hind femora blackened on the upper side of the extreme tip; the bristles on the upper side of the tibiæ are inserted upon irregular small black-brown spots; tarsi dark brown, paler at the basis. Cilia of the tegulæ black. Wings comparatively small and narrow, tinged with blackish-gray and darker towards the end of the anterior margin.

*Hab.* New York. (Osten-Sacken.)

*Observation.*—The punctation of the tibiæ may remind one of *Dolichopus maculipes* Walk. This species is described as only one and a half lines long and bronze-green, and with all the femora having black tips. No mention whatever is made in Mr. Walker's description of the very peculiar structure of the face and of the striking white spots on the thorax, which are peculiar to *Pelastoneurus longicauda*. Under such circumstances the identification of these two species is impossible, the more so as all the species of *Pelastoneurus* are very much alike and as the spots on the tibiæ are a character which frequently occurs in this genus.

**2. *P. lugubris* LOEW.** ♀.—Niger, thorace fusco-pollinoso, opaco, ciliis oculorum inferioribus nigris, alis nigricantibus.

Black, thorax covered with brown dust, dull; cilia of the inferior orbit black; wings blackish. Long. corp. 0.11. Long. al. 0.10.

*Syn.* *Pelastoneurus lugubris* LOEW, Neue Beitr. VIII, 38, 2.

Black. Face black, with a whitish, not shining dust, and with a blackish-brown, not well defined middle stripe; upon the larger, inferior part but moderately convex. Palpi rather large, black, on the outside with a thin whitish dust and black hairs. Front dull, brownish-black. Antennæ reddish-brown, the basis of the first and the larger part of the third joint brownish-black; the third joint is small and rather rounded, beset with short but distinct

hairs. Arista towards the tip feathered with short hairs. Cilia of the inferior orbit black. The spot on each side near the transverse suture of the thorax is covered with white dust, however this dust is not distinctly seen in every direction; the usual deep-black stripe-shaped double spot immediately above the root of the wing becomes distinctly visible, when looking at the thorax from behind; likewise the usual little white spot in the neighborhood of the hind corner is seldom distinctly seen and is always very small. On the posterior margin of the thorax there is no spot with white dust. Scutellum bluish-black with velvet-black lateral corners. In well preserved specimens there is a middle-stripe with grayish-white dust. Pleuræ black, gray on account of a thin whitish dust. Abdomen bronze-black, each segment on the lateral margin with a small spot covered with white dust and not visible in every direction. Fore coxæ brownish-yellow, with an almost imperceptible, very thin covering of white dust. Middle and hind coxæ black. The color of the feet is rather variable; usually they are yellowish-brown, the upper side of the anterior femora, the tip of the hind femora, likewise all the tibiæ and tarsi black-brown; nevertheless there are specimens in which they are more of a brownish-yellow color and where the tip of the femora and the tarsi, with the exception of their roots, are blackish-brown, while the upper side of the tibiæ is indistinctly spotted in consequence of the brownish color of the places of insertion of the bristles. Cilia of the tegulæ black. Halteres blackish. Wings rather small, narrowed towards the basis, distinctly blackened, darker towards the anterior margin; in more faded specimens dark margins appear around the veins, as is also the case in the other species of the same genus.

*Hab.* Trenton Falls, N. Y. (Osten-Sacken.)

**3. *P. latus* Loew.** ♂.—Viridis, cillis oculorum inferioribus nigris, fronte et dimidio thoracis posteriore violaceis, alis ex fusco cinereis.

Green, cilia of the inferior orbit black; front and hind part of the thorax violet; wings brownish-gray. Long. corp. 0.12—0.13. Long. al. 0.12—0.13.

*Syn.* *Plastoneurus latus* Loew, Neue Beitr. VIII, 38, 3.

Dark-green, rather shining. Face considerably broad and covered with a dense snow-white dust, the inferior third convex.

Palpi of moderate size and yellowish color, covered on the outside with snow-white dust. Antennæ yellowish-red, the third joint a little longer than broad, at the tip altogether rounded, its apical half blackish-brown; arista towards the tip feathered with short hairs. Cilia of the inferior orbit black. Front violet, sometimes almost steel-blue. Upper side of the thorax green with a thin gray-brownish dust, upon the larger portion of the posterior part violet; the spot on each side of the suture is covered with white dust; the usual deep black, stripe-shaped double spot, immediately above the root of the wing is very distinct; the small dot of white dust in the vicinity of the hind corner, however, is seldom distinctly visible; on the posterior margin of the thorax there is no spot of white dust. Scutellum shining black-green with deep-black lateral corners; only in faultless specimens there is a middle stripe of white-grayish dust, surrounded by a more black coloring. Pleuræ black, gray on account of whitish dust. Each segment of the abdomen has on the lateral margin a spot of white dust, which is not very sharply defined, and the sixth, small segment, is entirely covered with whitish dust. Hypopygium shortly pedunculated, greenish-black; on the under side gray from pale dust; it reaches with its tip as far as the middle of the abdomen; the long brownish-black lamellæ are narrow, at the end gently bent upwards, reaching the basis of the abdomen; the slender interior appendages are also blackish-brown, beset at the tip with a few long hairs. Fore coxæ yellowish, middle and hind coxæ blackish almost as far as the tip. Feet pale-yellowish; the tip of the hind femora is not of a dark color, and the bristles on the upper side of the tibiæ are not inserted on dark spots; middle and hind tarsi, with the exception of the roots, black-brown; fore tarsi brown only at the tip. Cilia of the tegulæ black. Wings with a more brownish-gray than blackish-gray tinge and darker towards the anterior margin.

*Hab.* Georgia; District Columbia. (Osten-Sacken.)

## II. CILIA OF THE INFERIOR ORBIT PALE.

4. **P. vagans** Loew. ♂ and ♀.—Obscure viridis vel nigro-æneus; antennarum basi rufâ, ciliis oculorum inferioribus pallidis, coxis anticis, excepto apice, nigris, alis cinereis.

Dark-green or bronze-black; the root of the antennæ red; cilia of the in-

ferior orbit pale; fore coxæ with the exception of the tip black; wings gray. Long. corp. 0.14—0.15. Long. al. 0.15.

Syn. *Felastoneurus vagans* Loew, Neue Beitr. VIII, 39, 5.

Dark-green or blackish bronze-colored, moderately shining. Face broad, with a snow-white dust, in the ♀ with a broad gray-brownish middle stripe, which is wanting in the ♂; its lower part convex. Palpi rather large, blackish, yellowish at the tip, on the outside covered with a dense snow-white dust and black hairs. Front covered with a brown dust, seldom entirely concealing the ground color, which is steel-blue, except in the vicinity of the upper corners where it is violet. Antennæ not very long, the third joint, however, which is rounded and distinctly hairy, is rather large; their color is red; the upper side of the first and the greater part of the third joint are black-brown; sometimes the upper side of the second joint has the same color. Arista feathered with rather long hairs. Cilia of the inferior orbit whitish. The color of the upper side of the thorax, in recently excluded specimens, is more green, and shows then two longitudinal lines of a violet color, which increase in breadth backwards and become visibly divergent; in more faded specimens this color is more dark bronze-black, and of the two violet longitudinal lines only the hind part is often perceptible, which then becomes more extended. The spot of white dust on each side, near the suture, and the usual deep-black double spot immediately above the root of the wing, are very striking; upon the hind corner, which is of a brighter green color, there is a spot of white dust in a diagonal direction; however, it is very difficult to perceive. The extreme tip of the lateral corner of the scutellum appears black, the elevated middle stripe is usually green, and the slight depression on each side of the latter more bronze-colored. I cannot perceive any hairs upon the surface of the scutellum. Abdomen bronze-green, often somewhat copper-colored; the white dust in the vicinity of the lateral margin does not form any distinct spots. Coxæ black with a bright snow-white lustre; fore coxæ yellow at the tip to a rather large extent, the middle and hind ones only to a very small extent. Feet somewhat brownish-yellow; fore tarsi only at the tip, middle and hind tarsi from the tip of the first joint, blackish-brown. Cilia of the tegulæ black. Wings in recently developed specimens slightly tinged with gray, in faded ones visibly darker. The



elongated and slender hypopygium is pedunculated and of a black color; the long and narrow lamelle are of an equal breadth, black, fringed with rather long black hairs; the interior appendages small, without hairs at the tip.

*Hab.* Middle States. (Osten-Sacken.)

**5. *P. cognatus* Lœw.** ♀.—Obscure æneus, antennarum rufarum apice fusco, ciliis oculorum inferioribus pallidis, coxis anticis totis flavis. Dark bronze-colored; the tip of the red antennæ brown; cilia of the inferior orbit pale; fore coxæ entirely pale. Long. corp. 0.15. Long. al. 0.15.

Of this species I know only the ♀, which is a little larger than that of the preceding species, and is distinguished from it by the paler antennæ, by the hairs of the feathered arista being a little longer, by the depression on each side of the suture of the thorax which is dusted with white only in the interior corner, and by the entirely yellow fore coxæ. The specific distinctness cannot be called in doubt.

*Hab.* Middle States. (Osten-Sacken.)

#### Gen. VI. TACHYTRECHUS.

The vertical diameter of the strongly pubescent eyes is very large, and, on that account, the head very high. The face is comparatively narrow, becomes gradually broader towards the mouth, and reaches altogether the lower corner of the eyes. Palpi of very moderate size, also in the female. The first joint of the antennæ hairy on the upper side; the third joint of moderate size, rounded or ovate. Arista dorsal, with an almost imperceptible microscopic pubescence or apparently bare. Cilia of the whole orbit particularly long. Feet rather slender; femora not very strong; the fore femora towards the basis a little thickened. The first joint of the hind tarsi not bristly. Wings comparatively small; the last segment of the fourth longitudinal vein converges gradually towards the third longitudinal vein, so as to reach the margin of the wing only at a moderate distance from this vein and before the tip of the wing; upon its middle there is a more or less distinct flexure, which is sometimes more considerable in the ♂ than in the ♀, but is never very strong. The hypopygium is entirely disengaged, with lamelliform rounded exterior appendages of moderate size.

The habitus of the species belonging to the genus *Tachytrechus* is very peculiar, so that they cannot be easily mistaken or confounded with species of another genus. It is difficult to give an adequate expression to such peculiarities of the habitus in the characteristic of a genus. All that has been said above about the peculiar structure of the head, deserves in this respect especial attention. A particular mark, which distinguishes the genus *Tachytrechus* from all the other related genera is, that the face reaches as far as the inferior corner of the eye.

The species of *Tachytrechus* known at present are found in Europe, Asia Minor, Africa and North America.

The name of the genus (from *ταχύς*, rapid, and *τρέχω*, I run), has reference to the habit of many species to run along sandy and muddy banks.

*Table for the determination of the Species.*

1	{ Antennæ for the most part dark yellow.	1 <i>moechus</i> Lw.
	{ Antennæ altogether black.	2
2	{ Tibiæ brownish-yellow almost to the tip.	2 <i>vorax</i> Lw.
	{ Tibiæ black, with a greenish reflection.	3 <i>angustipennis</i> Lw.

*Systematic arrangement of the Species.*

I. The second joint of the antennæ rudimentary.

1. *moechus* Lw.

II. The second joint of the antennæ of the usual structure.

2. *vorax* Lw.

3. *angustipennis* Lw.

*Description of the Species.*

I. THE SECOND JOINT OF THE ANTENNÆ RUDIMENTARY.

1. **T. moechus** Lœw. ♂ and ♀.—Viridi-aeneus, annis maximâ ex parte flavis.

♂. Setæ antennalis tenuissimæ apice in lamellam atram dilatato, pedibus flavis.

♀. Setâ antennali simplice, pedibus nigro et testaceo variegatis.

Bronze-green, antennæ mostly yellow.

♂. The tip of the very slender arista enlarged into a black lamella, feet yellow.

♀. Arista simple, feet partly black, partly brownish-yellow. Long. corp. 0.24—0.26. Long. al. 0.22—0.23.

Syn. *Tachytrechus moechus* Lœw, Neue Beitr. VIII, 40, 1.

*Male.* Face very long and narrow, more broad below, almost golden-yellow, but without any lustre. Palpi small, blackish. Antennae, in consequence of the rudimentary condition of the second joint, apparently two-jointed, as in the male of the genus *Haltericerus*; the first joint elongated and somewhat swollen, of a bright dark-yellow, bare on the under side, on the upper side covered with black hairs; the rudimental second joint of the same color; the third joint also extremely small, rounded or somewhat kidney-shaped, brownish-black and only at the root yellow. The arista very slender, bare, half as long as the thorax and abdomen taken together; it is black, only at the extreme tip white, and ends in a small, deep-black, rather rounded lamella, which is white at its extreme, somewhat attenuated, basis. Front metallic-green, rather without lustre, covered with brown-gray dust, which is only visible when viewed from the side. Cilia of the posterior orbit black above, yellowish below. Thorax metallic-green, usually with a more bronze or copper-colored or even violet middle line; it is rather shining, covered, however, with a distinct brownish-yellow dust. Scutellum and abdomen have the same color and dusted covering. Hypopygium pedunculated, black, upon the lower side more black-green, and covered with yellow dust; the yellow, rather rounded lamellae with not very long black hairs. Pleurae with a covering of thick dark-yellow dust upon bronze-green ground. Fore coxae bright yellow with almost golden-yellow dust, without any lustre and with some delicate sparse black little hairs. Middle and hind coxae blackish, gray on account of a yellowish dust. Feet bright yellow; middle and hind tarsi from the middle of the first joint brownish-black; fore tarsi almost imperceptibly flattened; in a certain direction they show a bright snow-white lustre, which reaches as far as the root upon the fore tibiae. Hind femora before the tip with a single bristle. Cilia of the tegulae black. Wings tinged with gray. The tip of the fourth longitudinal vein is near the tip of the third.

*Female.* It differs remarkably from the male in color. Face very narrow for a female, a little broader below, pale gray-yellowish, seldom white-grayish, and then at least upon its inferior part yellowish. Palpi small, blackish. First joint of the antennae much smaller than that of the male, less swollen, and more of a reddish-yellow color; the second joint of the same color and less abortive than in the male; the third joint a little larger than that

of the male, brownish-black, reddish-yellow only on the inferior side of the basis, rounded. The black arista plain, bare, gradually thinner towards the end. Front and cilia of the posterior orbit the same as those of the male. Upper side of the thorax less green, more bronze-colored, the dust more brown, and the middle line, which is of a different color, more distinct. The abdomen is more of a bronze color; the dust upon it, however, is rather whitish. The dust on the pleuræ is also more whitish than yellow. The fore coxæ are likewise blackened as far as the extreme tip; femora green-black; their tip to a considerable extent with a yellowish-brown tinge, which extends further on the lower side than on the upper side; hind femora before the tip only with one bristle. Fore tibiæ usually brownish-yellow, with a very thin whitish pruinose covering; fore tarsi black, with the exception of their extreme basis. Middle and hind tibiæ usually dark brown, with yellowish-brown basis and with black tip. Hind tarsi brownish-black. Cilia of the tegulæ black. Wings clouded with blackish-gray.

*Hab.* Trenton Falls, N. Y. (Osten-Sacken.)

*Observation.*—A genus, based upon the present very remarkable species, would be entitled to the same claims as the genus *Haltericerus*, with which it nearly coincides in the structure of the antennæ. I consider the establishment of such a genus as unnecessary, as this species agrees in all other respects with the already known species of *Tachytrechus*, which, however, are as yet not very numerous.

## II. THE SECOND JOINT OF THE ANTENNÆ OF THE USUAL STRUCTURE.

**2. *T. vorax* Loew.** ♂ and ♀.—Æneus, abdomine æneo-viridi, antennis pedibusque nigris, femorum apice tibisque præter apicem flavis.

♂. Apice alarum guttâ candidâ maculâque adjectâ atrâ ornato.

♀. Alis immaculatis.

Bronze-colored, abdomen bronze-green, antennæ and feet black, tip of femora and the tibiæ, with the exception of the tip, black.

♂. Tip of the wings with a snow-white drop, and with an adjoining deep-black spot.

♀. Wings spotless. Long. corp. 0.26—0.27. Long. al. 0.23—0.24.

*Syn.* *Tachytrechus vorax* Loew, Neue Beitr. VIII, 41, 2.

Face narrow, but considerably broader than that of the previous

species, broader inferiorly, in both sexes covered with a pale yellow dust, and without lustre. Palpi small, black. Antennæ of the usual form, black. Arista in both sexes plain and bare. Front covered with a dense yellow or brown dust. Cilia of the posterior orbit above black, below white. Upper side of the thorax with a gray-yellowish or brownish-yellow dust upon a metallic-green or partially copper-colored and lustrous ground, very dull. The scutellum has a similar coloring, still its ground color can sometimes be distinctly recognized. Abdomen green and coppery, dull with a gray-whitish dust. Pleuræ and coxæ grayish-green, on account of a whitish dust upon green ground. Femora dark metallic-green, thinly pruinose with whitish, their tip brownish-yellow; hind femora before their tip with a row of four bristles; tibiæ brownish-yellow; the tip of the fore and hind tibiæ blackened, the tip of the middle tibiæ usually only brown. Tarsi black, plain also in the male; the fore tarsi usually brownish-yellow only at the extreme root, the middle tarsi, however, brownish-yellow upon the first half of the first joint. Cilia of the tegulæ black. Wings of the male narrow, hyaline, scarcely tinged with gray, at the tip with a small spot, the first two-thirds of which are deep-black, the last third, however, appears snow-white when seen against the light.

Wings of the female not quite so narrow as those of the ♂, distinctly tinged with gray, with a slight dark shadow around the hind transverse vein. The end of the fourth longitudinal vein in both sexes is less approximate to the end of third longitudinal vein, than in the previous species. The short pedunculated hypopygium of the ♂ is black, upon the inferior side more greenish-black, but gray from a pale dust; the lamellæ are black, of moderate size only, rather rounded, and covered with black hairs.

*Hab.* District Columbia. (Osten-Sacken.)

**3. *T. angustipennis* Loew.** ♂.—Viridis, antennis nigris, pedibus totis ex viridi nigris, alis immaculatis, basim versus attenuatis.

Green, antennæ black; the whole feet greenish-black; wings spotless, narrower towards the basis. Long. corp. 0.22. Long. al. 0.19.

*Syn.* *Tachytrechus angustipennis* Loew, Berl. Ent. Zeit. VI, 213, 64.

Green and but little shining, on account of being rather densely covered with a fine dust. Palpi black, with a gray-yellowish dust. Face pale, ochre-yellow, dull. The rather small antennæ

black. Front dull from being covered with an ochre-yellow dust. Cilia of the lateral and inferior orbit whitish. The upper side of the thorax is covered with a grayish ochre-yellow dust, so as to make the green ground color but little apparent; upon its middle there are two brown longitudinal lines, which diverge a little behind and are very much shortened; some portions of the usual lateral stripes are also visible, and the single bristles are inserted upon brownish-black spots. Scutellum dull, usually more brown than the upper side of the thorax. Pleuræ greenish-gray. Abdomen green, covered with a rather thick whitish dust, which gives it a somewhat checkered appearance; viewed from another point, the middle line and the posterior margins of the single segments appear almost black. Hypopygium black, with whitish dust; the lamellæ are of moderate size, rounded oval, with short hairs, which are black on the upper and apical margin, and whitish on the lower margin. Coxæ black, with yellow-whitish dust; fore coxæ beset with extremely short, delicate and sparse hairs; besides, on the inner side of their basis there are a few stiff black hairs, and towards the tip a few black bristles. Feet black; femora and tibiæ with a metallic-green lustre; on the front side of the hind femora there is a single black bristle, rather distant from the tip; very characteristic are the bristles on the upper side of the hind tibiæ, which have shorter bristles in the vicinity of the basis and a longer one near the tip, otherwise of the usual shape; upon the middle, however, there is a row of three solitary remarkably flattened bristles. All the tarsi plain. Cilia of the tegulæ black. Wings narrow, towards the basis still more narrowed, grayish-hyaline; the second portion of the marginal cell more distinctly dusky, the posterior transverse vein with a somewhat darker margin; the costa distinctly thickened upon the middle of its first segment.

*Hab.* District of Columbia. (Osten-Sacken.)

#### Gen. VII. **ORTHOCHILE.**

The following are characters of the genus *Orthochile*: Proboscis slender, elongated and directed straight downwards. Palpi likewise very elongated. The first joint of the antennæ distinctly hairy on the upper side, the second transverse, the third not elongated. Arista dorsal, with an extremely short, almost impercepti-

ble microscopic pubescence. The inferior corner of the eye distinctly bordered by the narrow cheeks. Hypopygium entirely disengaged, sessile, its exterior appendages lamelliform. The first joint of the hind tarsi without bristles. The last segment of the fourth longitudinal vein converges towards the third, although but gradually, still sufficiently so as to reach the margin of the wing quite far from its tip, in the immediate vicinity of the tip of the third longitudinal vein. The whole structure of the body approaches rather closely that of the species of *Hercostronus*, still the species of *Orthochile* distinguish themselves sufficiently by the extraordinary elongation of the proboscis and of the palpi, and by the presence of narrow cheeks; besides, the tips of the third and fourth longitudinal veins lie more closely together and farther from the tip of the wing, than it is the case with any of the species of *Hercostronus*. The described species of this genus are found in Europe and in Asia Minor. The North American species, which Mr. Walker described as *Orthochile derempta*, cannot, by any means, be an *Orthochile*, as its arista has an apical position. In what genus it is to be located, or whether a new genus is to be created for it, cannot be determined from the very imperfect statements of Mr. Walker, as he does not even state the sex of his specimen, nor whether the first joint of the antennæ is bare or hairy, whether the first joint of the hind tarsi is bristly or without bristles, and whether the fourth longitudinal vein converges towards the third or not.

The name of the genus (from ὀρθός, straight, and χεῖλος, the lip) has reference to the form of the proboscis, by which the species of this genus can easily be distinguished.

#### Gen. VIII. SYBISTROMA.

The following are the most important characters of the genus *Sybistroma*: Face not reaching as far as the lower corner of the eye, very narrow in the male, very broad in the female. The first joint of the antennæ distinctly hairy on the upper side; the second joint of the antennæ transverse; the third narrow and somewhat long in the male, broad and short in the female. Arista subapical; in the male it is very long, its first joint longer than the second and thickened at the end in the shape of a knot; the second has at its end a lamelliform enlargement. Scutellum very dis-

tinctly hairy. Hypopygium entirely disengaged, on a short peduncle; its exterior appendages lamelliform. The first joint of the hind tarsi without bristles. First posterior cell narrow, towards its end very narrow; nevertheless the last segment of the fourth longitudinal vein only very gradually approaches the third longitudinal vein.

The next related genera are *Hercostomus* and *Hypophyllus*; their species were formerly located with *Sybistroma*. From both these genera *Sybistroma* differs, besides the peculiar structure of the antennæ of the male, by the very distinct hairs on the scutellum.

This genus was hitherto confined to the European *Sybistroma nodicornis*, unless perhaps *Sybistroma Dufourii* belongs to it.

The derivation of the name of this genus is not clear to me. That it should be derived from  $\sigma\beta\acute{\epsilon}\rho\zeta$ , the spear, and  $\sigma\tau\rho\omega\mu\alpha$ , the couch, is not probable, at least it would then be a very unsuccessful composition.

#### Gen. IX. **HERCOSTOMUS.**

I have established the genus *Hercostomus* in the fifth number of the "*Neue Beiträge*," upon the species *Sybistroma cretifer* Hal., *fulvicaudis* Walk., and *longiventris* Loew. These species agree in the following characters: in the distinct pubescence of the otherwise plain arista; in the structure of the proboscis; in the distinct hairs upon the surface of the suctorial flaps; in the glabrousness of the scutellum, and in the apparently sessile hypopygium of the male. The last of them approaches the species of *Hypophyllus* very much, and shows some marked differences from the two first, so that their consolidation into one genus may be considered as provisional, and will certainly have to be modified when a more considerable number of species will be known.

In order to give more homogeneity to the genus *Gynanopternus*, it was necessary, as I have remarked before, to exclude all those species the third and fourth longitudinal veins of which are decidedly convergent. These species, however, approach the above named species of *Hercostomus* more than the species of any other genus. I see no difficulty at present to unite them with the genus *Hercostomus*, which is not ripe as yet for further subdivision on account of the insufficiency of our knowledge of its species.



The characters of the genus may be defined as follows: Antennæ of ordinary structure; the first joint hairy on the upper side; the second joint of the antennæ transverse; the third joint not elongated; arista dorsal, of the usual plain structure. Scutellum without hairs. Face not reaching as far as the inferior orbit. Hypopygium on a very short peduncle, so as to appear sessile; exterior appendages lamelliform; interior appendages but little developed. The first joint of the hind tarsi without bristles. The first posterior cell narrowed towards its end; the last segment of the fourth longitudinal vein only gradually approaches the third longitudinal vein.

The differences from the genus *Gymnopternus*, with its third and fourth longitudinal veins parallel, from *Pelastocurus* with its feathered arista and the fourth longitudinal vein strongly inflected forwards, *Paraclius* with the end of the fourth longitudinal vein angularly inflected forwards and then running towards the margin of the wing, in the shape of a segment of a circle, are self-evident. The species of *Hercostomus* differ from those of *Hypophyllus* by their arista, which is plain in both sexes, by the apparently sessile hypopygium and by the lesser development of its interior appendages.

Up to the present time only European species have been made known; I am now enabled to add to them a North American species.

The name of the genus (from ἔρκος, wall, fence, and στόμα, mouth) has reference to the oral opening, surrounded, fence-like, by the suctorial surface covered with rows of hairs; this being the case with those species on which I had originally established this genus.

**I. H. unicolor**, n. sp. ♂.—Obscure viridis, nitidus, antennis, oculorum tegularumque ciliis pedibusque totis nigris, alis cinereis, lamellis hypopygii ovatis, nigricantibus, in disco sordidissime exalbidas.

Dark-green, bright; antennæ, cilia of the inferior orbit and of the tegule, also the feet, black; wings gray, lamellæ of the hypopygium oval, blackish, upon their middle very dingy whitish. Long. corp. 0.11—0.12. Long. al. 0.13.

Dark metallic-green, almost black-green, bright. Front metallic-green. Antennæ black; third joint oval, at the tip only with a blunt point. The color of the narrow face seems to have been

originally gray. Cilia of the inferior orbit, as far as I can distinguish, black. Scutellum without hairs. Hypopygium black; its lamellæ rather large, oval, narrowed at the root, fringed with black hairs; they have a blackish appearance, are however really black only on the margin, while in the middle, at least when seen in a certain direction, they look dingy whitish. Coxæ and feet black, the latter plain; femora with a greenish reflection; the upper side of the fore tibiæ only with two small bristles. The yellowish-white tegulæ have black cilia. Wings grayish hyaline with rather delicate black veins; they are comparatively long and narrow and have a very regular elongated elliptic outline. The last segment of the fourth longitudinal vein is especially long, with an imperceptible sweep and approaches in its entire course gradually the third longitudinal vein, so that their ends are not very distant from each other.

*Hab.* Fort Resolution, Hudson's Bay Territory. (Kenicott.)

#### Gen. X. **HYPOPHYLLUS.**

This genus may be characterized in the following manner: The first joint of the antennæ distinctly hairy on its upper edge, the second joint of the antennæ transverse, the third not elongated; the arista dorsal, very bare, rather strong as far as its end; its first joint in the male remarkable either for its great length or its incrassated tip. The face of the male very narrow, especially below; the face of the female broader, sometimes much broader. Scutellum not hairy. Abdomen elongated, that of the male rather strikingly pointed at the end. The entirely disengaged hypopygium pedunculated, usually of a yellow color; its exterior appendages lie on its under side, stretched out alongside of each other, and are small, narrow, elongated lamellæ; the interior appendages are remarkable for their extraordinary development, are much longer than the exterior ones, either strap-shaped or broader at the end and beset with long hairs. Feet comparatively long and slender; the first joint of the hind tarsi without bristles and shorter than the second. The last segment of the fourth longitudinal vein has only a very gentle sweep and very gradually approaches the third longitudinal vein.

The narrow, stretched-out shape of the body, the peculiar structure of the arista, the long pedunculated yellow hypopygium and

the peculiar structure of its appendages, distinguish this genus sufficiently from all the other related genera.

Only European species of *Hypophyllus* are as yet known.

The name of the genus (from *ὑπό*, under, and *φύλλον*, the leaf) has reference to the mode of life of the species, found in shady places on bushes and herbs and running on both sides of the leaves.

#### Gen. XI. HALTERICERUS.

This genus was established by Mr. Rondani, in the year 1844, in the Xth volume of the *Annali delle scienze Naturali di Bologna*, under the name of *Ludovicinus*, which afterwards, in the first volume of the *Prodrromus Dipterologie Italianæ*, he changed into *Haltericerus*. His statements with regard to the characters of the genus are not sufficient and not altogether correct. I am able to complete and to correct them as follows, from two Spanish species of my own collection, one of which, according to Mr. Haliday, is also found in Upper Italy.

The face of the male very narrow, that of the female comparatively very broad; in both sexes it does not quite reach the lower margin of the eye. Palpi small. The first joint of the antennæ of the male large and very much inflated, in the female much smaller and less inflated, in both sexes however beset on the upper side only with extremely short, rather imperceptible hairs. The second joint of the antennæ in both sexes very small, rather rudimental, somewhat imbedded into the first joint and only distinguishable by the bristles with which it is fringed at its end. The third joint of the antennæ in the females of all species appears to be rounded; in the males it has either a more elongated or almost a conical form. The arista of the female is plain, dorsal, two-jointed, its first joint short. The arista of the male is also two-jointed; its first joint is filiform and very much elongated, the abbreviated second joint forms a flat lamella; the position of the arista in the males with an oval third joint is distinctly subapical, in the other species it is apical or appears to be so. The venation of the wings resembles that of the species of *Systemus*, the last segment of the fourth longitudinal vein being gently, but still sufficiently inflected forward to approach with its end closely to that of the third longitudinal vein. Feet slender, with scarce bristles; the first joint of the hind tarsi without bristles and much

shorter than the second. Hypopygium entirely disengaged and pedunculated; its exterior appendages are lamelliform, the interior ones much less developed than those of *Hypophyllus*.

The species of *Haltericerus* are related to the species of the genera *Hypophyllus* and *Hercostomus*; they differ from them sufficiently by the rudimentary second joint of the antennæ and also the structure and position of the arista. They have also some resemblance to the species of the genus *Systemus*, the first antennal joint of which, however, has no hairs on the upper side and the arista is distinctly apical in both sexes.

The name of the genus (from ἀλτῆρ, the poiser, and κίρα; the horn) has reference to the remarkable structure of the arista of the male.

As yet, only the three above named species of *Haltericerus*, which belong to the Fauna of Southern Europe, are known.

#### Gen. XII. **DIOSTRACUS.**

The North American species, for which I have established this genus, resembles *Thinophilus*. In the structure of the abdomen it reminds me of *Aphrosylus*, with which it also agrees in the structure of the hypopygium. It differs from both of these genera by the distinct hairs on the upper side of the first joint of the antennæ.

The following may be considered as the characters of the present genus: Face in both sexes broad; the palpi in the male of extraordinary size, in the female much smaller, and in both sexes loosely recumbent upon the proboscis. Antennæ small; first joint hairy; second joint transverse; third joint extremely small, distinctly covered with hairs, and with a dorsal bristle. Thorax, scutellum and feet only with short and very scarce bristles. Abdomen with short hairs, without any longer bristles before the incisures. First joint of the hind tarsi without bristles, considerably longer than the second. Wings long and narrow; the posterior transverse vein somewhat close to the margin of the wing; the last segment of the fourth longitudinal vein without any flexure, but only a little curved, converging somewhat towards the third longitudinal vein and ending beyond the tip of the wing. The fifth segment of the abdomen of the male is rather narrow; the small sixth segment partially concealed under the former; the

hypopygium short, stout, rather disengaged; its outer appendages are small lamellae.

The genus *Diostracus* is so peculiar that more detailed statements are unnecessary to distinguish it from other genera. Its most striking character is the peculiar disk-like form of the palpi and their very considerable enlargement in the males.

The name of the genus (from  $\delta\acute{\iota}\varsigma$ , twice,  $\delta\sigma\tau\rho\alpha\zeta\omicron\nu$ , potsherd) has reference to this character.

**1. *D. prasinus* Loew.** ♂ and ♀.—*Prasinus*, subopaens, abdomine nigricante, pedibus flavis, maris tertio tarsorum anticorum articulo compresso et in margine supero pilis uigris barbato.

Leek-green, somewhat dull, with a blackish abdomen and yellow feet; third joint of the fore tarsi of the male compressed and bearded on the upper margin with long hairs. Long. corp. 0.18—0.20. Long. al. 0.23—0.24.

Syn. *Diostracus prasinus* LOEW, Neue Beitr. VIII, 44, 1.

*Male.* Face for a male very broad, metallic-green or blue-green, sometimes copper-colored, with a rather distinct transverse swelling, and by far not reaching the lower margin of the eyes; dusted with grayish-yellow. Palpi of unusual size, rather rounded, loosely recumbent upon the proboscis, yellow, covered on the upper side with a thick snow-white powder, and with a delicate, almost imperceptible, white pubescence. Proboscis for a male unusually large and stout, brown. The small antennae brownish-yellow, most of the third joint brown, the dorsal arista blackish-brown, long and not very strong, with a short, but distinct pubescence. Front above broader, metallic-green or blue-green, seen obliquely, somewhat darker, without dust. Cilia of the upper orbit black, of the lateral and inferior orbits yellow. Upper side of the thorax of a saturate leek-green or parrot-green coloring and with very little lustre; on its anterior margin there is some gray-whitish pollen, which is interrupted by the anterior end of a not very striking and not far-reaching dark-colored middle stripe. The usual black bristles on the upper side of the thorax are few and short; there are no hairs upon it. If examined from behind, a stripe-like dark scarlet-brown spot, immediately above the root of the wing, may be noticed; on the posterior margin of the thorax there is also a more distinct covering of brown-grayish dust. Scutellum with the usual bristles, otherwise bare, somewhat short, usually of a more

dusky color than the upper side of the thorax. Pleuræ with grayish dust upon blackish-green ground. The metathorax is of unusual length and slopes but very gradually, so that the length of the thorax, as compared with that of the abdomen, is unusually large. The color of the abdomen is dusky blackish-green and but little metallic; the hairs are short and only on the posterior margin of the first segment there are some black hairs of greater length. The black hypopygium is short and stout, sessile, but rather disengaged; its small outer appendages are lamelliform, blackish-brown and hairy. Fore coxæ long, pale yellow; on the front side they are beset with so short and delicate white little hairs that they appear glabrous; at their tip there are black bristles. Middle and hind coxæ yellow, often brownish as far as the tip, especially on the outside. Feet yellow, rather long; middle and hind femora very slender; fore femora considerably stronger; all the tibiæ on the under side very bare, otherwise beset with quite short little black hairs; fore tibiæ rather stout, somewhat compressed and curved inwardly, colored with brownish-black upon the latter half of the upper side and most of the hind side thickly bearded with long yellow hairs. Middle and hind tibiæ plain, beset only with few and weak bristles, infuscated at the end. Fore tarsi black, only at the basis of the first joint brown; the first joint only a little longer than the second; the second at the tip with a vestige of a slight compression; the third joint strongly compressed, broad, bearded on the upper edge with stiff black bristle-like hairs; the two last joints very short, and of the usual form. Middle tarsi somewhat longer than the tibiæ, the first joint about as long as the other three taken together, yellowish-brown with black tip; the last four joints are black and the middle tarsi on the hind side rather thickly covered with long hairs. Hind tarsi black, about as long as the tibiæ, of plain structure and not unusually hairy; the first three joints are of gradually diminishing length, the fourth about half as long as the third, and the fifth again somewhat longer than the fourth. The tegulæ have brown margins with yellowish cilia, which assume, in some directions, a brown tinge. Wings grayish hyaline, long and narrow with rather strong brownish-black veins; the first longitudinal vein reaches far beyond the third part of the anterior margin; second longitudinal vein straight; the third longitudinal vein at its end only very gently curved backwards; the posterior transverse vein lies far beyond the middle of the wing.

*Female.* Face broader than that of the male, with a more developed transverse swelling, and covered with dust of much more gray color. Palpi much smaller than those of the male, only about half as large, blackish with yellow-grayish dust, and with a considerable covering of pale brown hair, which in another direction appears to be entirely black. The sixth segment of the abdomen, although very short, still distinctly perceptible. The hairs on the anterior side of the fore coxæ longer and coarser, yellowish. Tibiæ and tarsi simple and with the usual short hairs; the joints of the fore tarsi gradually diminishing in length. The wings usually a little duller than those of the male.

*Hab.* New York. (Osten-Sacken.)

#### Gen. XIII. ANEPSIUS.

The genus *Anepsius* shows the closest relation to the genus *Systemus*, from which it differs only by the structure of the first joint of the antennæ. Its characters are the following: The first joint of the antennæ hairy on the upper side, the second transverse, the third rather large; the arista inserted on its upper side, quite near the basis. The abdomen of the male appears compressed from the side. Hypopygium short, not entirely imbedded; its outer appendages very small. The first joint of the hind tarsi without bristles. Wings not enlarged towards their basis; the last segment of the fourth longitudinal vein not inflected and parallel to the third vein.

The name of the genus (from ἀνεψιός, cousin) has reference to its intimate relationship with *Systemus*.

No species of *Anepsius* has yet been found besides those known from Europe.

#### Gen. XIV. ARGYRA.

The species of *Argyra* are easily distinguished by the dense silvery-white dust, which almost in all the species covers head and abdomen, in many also thorax and scutellum. The majority of the species of the genus *Leucostola* resemble in this respect those of *Argyra*, and differ from them only by the first joint of the antennæ of the former being entirely bare, while in the species of *Argyra* it is covered with hair on the upper side. The following are the most important characters of the genus *Argyra*: Second

joint of the antennæ transverse; third in the male rather large, bare; the apparently bare and distinctly two-jointed arista is inserted close to the tip of the antenna. Wings broad, the posterior angle rather strongly projecting; the first longitudinal vein is rather more distant from the margin of the wing than in most of the other genera, and is longer than usual; the fourth longitudinal vein is inflected forward before the middle of its last segment, thence however it is quite parallel, or almost parallel, with the third longitudinal vein; the posterior transverse vein is not approximated to the margin of the wing. The first joint of the hind tarsi without bristles. Hypopygium small, imbedded; its outer appendages are two very small, narrow lamellæ directed downwards; the interior appendages are of rather simple structure and often not distinctly perceptible.

The name of the genus (from ἀργυρος, silver) has reference to the beautiful silvery lustre of most of the species.

The hitherto known species are distributed over Europe, a part of Asia and North America. I know seven North American species, of which the first has a hairy scutellum and therefore belongs to the relationship of the European *Argyra diaphana*. The other six species have no hairs upon the scutellum; the upper side of the first joint of the antennæ is, in some of them, so scarcely provided with hairs that they can easily be mistaken for species of *Leucostola*.

*Table for the determination of the Species.*

1	{ Scutellum hairy.	1 <i>albicans</i> <i>Lw.</i>	2
	{ Scutellum not hairy.		3
2	{ Feet mostly black.		4
	{ Feet entirely or mostly yellow.		5
	{ The entire fore tibiæ and a part of the four posterior tibiæ yellow.	2 <i>nigripes</i> , nov. sp.	
3	{ All the tibiæ entirely and the root of the fore tarsi yellow.	3 <i>albiventris</i> , nov. sp.	
	{ The whole feet yellow.		5
4	{ Not the whole feet yellow.		6
	{ The first joint of the hind tarsi only with the usual very short hairs.	4 <i>minuta</i> <i>Lw.</i>	
5	{ The first joint of the hind tarsi with longer hairs than usual.	5 <i>calcitrans</i> <i>Lw.</i>	
	{ Tip of the hind femora not black.	6 <i>calceata</i> <i>Lw.</i>	
6	{ Tip of the hind femora black.	7 <i>cylindrica</i> , nov. sp.	



*Systematical arrangement of the Species.*

## I. Scutellum distinctly hairy.

1. *albicans* Lw.

## II. Scutellum without hairs.

## A. Abdomen somewhat conical, white, glittering.

2. *nigripes*, nov. sp.5. *calcitrans* Lw.3. *albiventris*, nov. sp.6. *calceata* Lw.4. *minuta* Lw.

## B. Abdomen entirely cylindrical, without white glitter.

7. *cylindrica*, nov. sp.*Description of the Species.*

## I. SCUTELLUM DISTINCTLY HAIRY.

**1. A. albicans** LOEW. ♂ and ♀.—Scutello piloso, tibiaram posticarum apice tarsisque posticis nigris.

Scutellum hairy, tip of the hind tibiæ and the hind tarsi black. Long. corp. 0.23—0.24. Long. al. 0.23—0.24.

SYN. *Argyra albicans* LOEW, Neue Beitr. VIII, 45, 1.

*Male.* Covered all over with glittering, silvery-white dust. Face and front of middle breadth, silvery-white. Palpi black. Proboscis brownish-black. Antennæ black, the third joint more brown-black; arista distinctly inserted before its end. Cilia of the superior orbit black, the hair-like cilia of the lateral and inferior orbits snow-white. Upper side of the thorax and scutellum shining green, still so that the silvery-white dust seems to cover the ground color, even if looked upon from different sides. The scutellum has upon its upper side, besides the usual bristles, some very distinct little black hairs. Ground color of the abdomen greenish-black, the second and third segments have very large, rounded, transparent yellow lateral spots; otherwise, the whole abdomen is also covered with thick silvery-white dust; its hairs are almost exclusively black. The small and narrow lamellæ of the hypopygium are brownish-yellow with black tip and with a black pubescence. Fore-coxæ yellowish with white dust and with black bristles and little hairs. Middle and hind coxæ black with white dust; their hairs and bristles black. Feet yellow with black hairs; upon the under side of the fore and middle femora are in-

sented black hairs of greater length than those on the under side of the hind femora, which are brownish-black at the tip. Tibiæ moderately provided with bristles, the hind tibiæ blackened at the tip. Fore tarsi towards the end only slightly infuscated; the first joint is at least  $1\frac{1}{2}$  the length of the four following joints together, upon the under side with a row of delicate, but rather long little hairs, which may be easily overlooked. Middle tarsi from the tip of the first joint blackish-brown; however, the root of the next following joints somewhat paler; the first joint is at least by one-third longer, than the following four joints together. Hind tarsi entirely black, first and second joint of about the same length, the following of a decreasing length. Cilia of the tegulæ, which have a black margin, yellowish-white. Wings somewhat grayish with blackish-brown veins; the last segment of the fourth longitudinal vein is strongly bent forward before its middle.

*Female.* Face broader than that of the male, and the palpi much larger, the latter with a distinct covering of white dust. The third joint of the antennæ, as usual, much smaller than that of the male. The dust upon the thorax and the scutellum less thick, so that the green ground-color is distinctly visible in every direction. The ground-color of the abdomen is shining and metallic-green, the dust upon it is confined to the anterior half of the segments, extending only upon the last segment as far as the posterior margin; the yellow spots of the second segment are about of the same size and nature as those of the male, those of the third segment occupy only the anterior corners and are much smaller. The hairs upon the under side of all the femora are short and the hind femora are very slightly infuscated at the tip only. All the rest as in the male.

*Hab.* District Columbin. (Osten-Sacken.)

*Observation 1.*—Notwithstanding the difference in the coloring of the hind femora, the female agrees with the above described male so much, that I cannot have the least doubt of its being the other sex of *Argyra albicans*.

*Observation 2.*—*Argyra albicans* can easily be distinguished from the European *Argyra diaphana* by its somewhat smaller size, the paler color of its fore coxæ and of the cilia of the tegulæ. Nevertheless it resembles it very much. As Fabricius, in his *Systema Antliatorum*, states America to be the home of his *Musca diaphana*, it might well be supposed that he meant *Argyra albi-*

*cans* or some similar American species, and that Meigen was mistaken when he believed it to be identical with the common European species. Such a supposition, however, would be erroneous. Fabricius in his older works (of which at present I cannot compare only the *Mantissa II*), mentions everywhere Europe as the *habitat*. The statement of the *Systema Antliatorum* is, therefore, either a mere mistake, or *Fabricius* confounded later an American species with the European one. Even in the latter case the name cannot be transferred upon the American species. The first, however, seems to be more probable, because *Fabricius* in the *Systema Antliatorum*, quotes his former works without the least hesitation, and declares that America is the habitat of this species, without mentioning at all that he is thus in contradiction with his own previous statement.

## II. SCUTELLUM WITHOUT HAIRS.

A. Abdomen somewhat conical, glittering with white.

**2. *A. nigripes*, n. sp. ♂.**—Ex viridi læte chalybea, abdomine albemicante, fronte et facie atris, velutinis, pedibus nigris, tibiis anticis totis, reliquis ex parte flavicantibus.

Green-blue, with the abdomen glittering white; front and face velvet-black; feet black, the fore tibiæ entirely and the four posterior tibiæ partially yellowish. Long. corp. 0.17—0.18. Long. al. 0.17.

Green-blue. Front and face velvet-black, without pale dust. Palpi and proboscis black. The first joint of the antennæ with a comparatively long and close pubescence. Upper side of the thorax and of the scutellum shining; the latter, as far as perceptible, without hair. Abdomen without transparent yellow spots upon the anterior segments, and with a thick glittering-white dust, which becomes thinner only towards the basis of the abdomen. The small lamellæ of the hypopygium are brownish-black. Coxæ black; fore coxæ with coarse black hairs. Femora brownish-black, the extreme tip of the four anterior ones yellow; they have only short hairs and short bristles. Fore tibiæ yellow, on the upper side with less numerous, but stronger hair-like bristles, on the hind side with more numerous but more slender hair-like bristles of considerable length. Middle tibiæ upon the whole upper side yellowish, upon the under side blackish-brown; they have upon the under side, upon the middle of the anterior side and

upon the first half of the upper side rather strong bristles. Hind tibiæ at the root and almost upon the whole second half black, otherwise brownish-yellow and not incrassated. Fore tarsi yellow, somewhat infuscated towards their end, of plain structure, only the first joint upon the under side provided with a few bristles. Middle tarsi brownish-yellow at the basis, further brownish-black; the first joint has upon the first half of its under side rather numerous black bristles. Hind tarsi black, plain. Cilia of the tegulae black. Wings hyaline, only a little tinged with gray.

*Hab.* Sitka. (Sahlberg.)

*Observation.*—Of this and of the next following species, as also of *Argyra cylindrica*, I possess only single specimens, damaged by mould, which crumbled to pieces in the attempt of cleaning; however, as these three interesting species come from a country which is so little explored with regard to Dipterology, and as the important specific characters could be determined, I did not hesitate to describe them. I must, however, request not to attach more weight to my statements about color, diffusion of the white tomentum upon abdomen and thorax, and about the appendages of the hypopygium, than the circumstances should warrant.

**3. A. albiventris**, n. sp. ♂.—Viridis, nitens, abdomine alhomicante, fronte et facie nigris, albido-pollinosis, pedibus nigris, tibiis omnibus totis tarsorumque anticorum basi flavicantibus.

Green, shining, abdomen white, glittering; front and face blackish, but with whitish dust; the whole tibiæ and the root of the fore tarsi yellowish. Long. corp. 0.18—0.19. Long. al. 0.18.

Metallic-green. Front and face appear, when looked upon in most directions, almost whitish-gray on account of the dust which covers them, but are black. Palpi and proboscis black. Antennæ smaller than those of *Argyra nigripes*; the first joint is comparatively short and sparsely beset on the upper side with rather short hairs. Thorax and scutellum shining metallic-green; but when looked upon from the front, the covering of white dust becomes distinctly visible. Scutellum without hairs. Abdomen covered with a thick dust having a white lustre; its second and third segments have, on the lateral margin, a large yellow transparent spot. Venter mostly yellowish. The small lamellæ of the hypopygium are brownish-black. Coxæ black; fore coxæ with long

black hairs. Femora brownish-black with yellow tip; their black hairs are comparatively long, especially upon the under side of the four anterior femora. Tibiæ yellow, only the extreme tip of the hind tibiæ blackish-brown; the fore tibiæ are beset with four or five bristles only upon the upper side; the small bristles upon the middle and hind tibiæ are likewise but short and very scarce; the hind tibiæ are not in the least thickened. The four anterior tarsi are brownish-yellow at the basis, a little further blackish-brown, of plain structure, the first joint upon the under side without bristles. Hind tarsi entirely black. Tegulae mostly black with black cilia. Wings hyaline, a little more distinctly tinged with gray than in *A. nigripes*.

*Hab.* Sitka. (Sahlberg.)

**4. *A. minuta* LÖEW.** ♂.—Scutello nudo, pedibus totis pallide flavicantibus, metatarso maris postico simplici, brevissime piloso.

Scutellum bare; the whole feet pale-yellowish; the first joint of the hind tarsi of the male simple, with very short hair. Long. corp. 0.16. Long. al. 0.14—0.15.

*Syn.* *Argyra minuta* LÖEW, Neue Beitr. VIII, 46, 2.

*Male.* Face very narrow, silvery-white. Palpi black. Proboscis brownish-black. Antennæ black, third joint more blackish-brown; arista distinctly inserted before its tip. Front silvery-white. Cilia on the upper orbit black, very short and delicate; cilia of the lateral and inferior orbits white. Thorax and scutellum shining green, covered with white, not very thick dust, which conceals the ground color at the utmost only in the vicinity of the shoulders. Scutellum, with the exception of the usual bristles, bare. The ground color of the abdomen appears to be blackish-green, is however so thickly covered with white dust that it cannot be distinctly perceived; the second segment of the abdomen has on each side a very large rounded yellow lateral spot; the third segment has a similar spot, but smaller. The very small and narrow lamellæ of the hypopygium are yellowish-brown and but little hairy. Fore coxæ yellowish-white, with white hairs and black bristles. Middle and hind coxæ also yellowish-white, but blackened from the basis to a considerable extent; hairs and bristles black; feet pale-yellowish, only the end of the hind femora has a vestige of infuscation on its upper side. The hairs upon

the feet are not entirely black; the fore femora have upon the hind side more, the hind femora on the under side less numerous blackish hairs of greater length. Fore tarsi not infuscated; the first joint has scarcely  $1\frac{1}{4}$  the length of the four following joints put together. Only the last joint of the middle tarsi is somewhat infuscated. The first joint is fully as long as the others together. The last joint of the hind tarsi is brown; the first joint is of simple structure and beset with the usual short hairs, scarcely a little longer than the second, but considerably thicker. Cilia of the tegulae yellowish-white. Wings hyaline, scarcely a little tinged with yellowish-gray, with brownish-yellow veins; the last segment of the fourth vein is very abruptly bent forward before its middle.

*Hab.* District Columbia. (Osten-Sacken.)

**5. *A. calcitrans* Loew.** ♂.—Scutello nudo, pedibus totis pallide flavicantibus, metatarso postico maris paulo incrassato et valde hirsuto.

Scutellum bare; the whole feet pale-yellowish: the first joint of the hind tarsi of the male somewhat thickened and covered with rough hair. Long. corp. 0.14—0.15. Long. al. 0.11.

*Syn.* *Argyra calcitrans* Loew, Neue Beitr. VIII, 46, 3.

*Male.* Face narrow, silvery-white. Thorax and proboscis black. Antennae black, third joint more blackish-brown; arista distinctly inserted before its end. Front silvery-white. Cilia of the upper orbit black, very short and delicate; cilia of the inferior and lateral orbits white. Thorax shining green, covered with thick white dust, so as to make the ground color invisible in some directions. Scutellum also shining green, or blue-green, with less dust, and bare with the exception of the usual bristles. The ground color of the abdomen seems to be blackish-blue, but cannot be distinctly seen on account of the thick white dust which covers it; the second segment is yellowish and transparent, with a blackish border on the posterior margin and with a blackish middle line, which is sometimes wanting; the third segment is of a similar color, only the margin on the posterior border and the middle line are broader, though the latter is sometimes interrupted. The small lamellae of the hypopygium are brown. Coxae and feet white-yellowish; fore coxae with delicate white little hairs and delicate black bristles; middle coxae on the outside with a blackish spot; hind coxae scarcely a little blackened on the extreme

basis. Fore and middle femora without any longer hairs on the under side; the hind femora have a row of black bristle-like hairs, inserted rather more on their hind side than upon the under side. Tarsi towards their end not infuscated, but only very little darker; the first joint of the fore tarsi is  $1\frac{1}{2}$  the length of all the following joints taken together, on the under side with a row of delicate hairs; the first joint of the middle tarsi not quite as long as all the other joints together; hind tarsi unusually short, the first joint not much shorter than all the others, a little thickened, on the under side with rather long bristle-like hairs; the second and third joints of the hind tarsi of about equal length. The cilia of the tegulae, which have a blackish margin, are white-yellowish. Wings somewhat tinged with yellowish-gray, with yellowish-brown veins; the last segment of the fourth longitudinal vein is but gently inflected forward.

*Hab.* New York. (Osten-Sacken.)

**G. A. calceata** Loew. ♀.—Scutello nudo, pedibus pallide flavis, tarsis posticis nigris.

Scutellum bare, feet pale-yellow, with black hind tarsi. Long. corp. 0.16.

Long. al. 0.15.

*Syn.* *Argyra calceata* Loew, Neue Beitr. VIII, 47, 4.

*Female.* Face, for a female, of moderate breadth, silvery-white. Palpi rather large, black, with almost silvery-white dust; proboscis brownish-black. Antennae black; third joint small, with an acute angular tip; arista distinctly inserted before its end. Cilia on the upper orbit black, extremely short and delicate. Cilia of the lateral and inferior orbits white. Thorax shining green, in the vicinity of the shoulders rather thickly covered with white dust, so as to induce the belief that the males are altogether covered with silvery-white dust. Scutellum also shining green and with the exception of the usual bristles, bare. Ground color of the abdomen greenish-black; the second, third and fourth segments yellow, with the exception of the extreme anterior margin, the posterior margin and a narrow, not always distinct middle line; on the sides of the segments and towards the tip of the abdomen there is some white dust. Coxae and feet pale-yellowish; fore coxae with delicate whitish hair and with black bristles; middle coxae with a gray spot on the outside; hind femora scarcely a little darker at the tip, hind tibiae at the tip not of a dark color.

Tarsi comparatively long; fore tarsi scarcely infuscated towards the end, only the last joint brown, the first joint a little longer than the others taken together. Middle tarsi from the tip of the first joint strongly infuscated; the four last joints together as long as the first one. Hind tarsi entirely black, the first joint a little shorter than the second, the following joints decreasing in length. The cilia of the tegulae, which have a blackish border, are pale. Wings tinged more with brownish than yellowish-gray; veins rather dark brown; the last segment of the fourth longitudinal vein, before its middle, only slightly inflected forward.

*Hab.* Middle States. (Osten-Sacken.)

*Observation.*—It is impossible to mistake *A. calceata* for the female of one of the two preceding species for the following reasons:—

1. On account of the greater extent of yellow color upon the abdomen, which is not so extensive in the females of the species of *Argyra* as in the males.

2. On account of the black coloring of the whole hind tarsi. It is probable that the coloring of the tarsi of the male of this species resembles that of the male of *Leucostola vingulata*.

B. Abdomen entirely cylindrical, without white lustre.

**7. *A. cylindrica*, n. sp. ♂.**—Viridis, nitens, abdomine vix obsoletissime albido pollinoso, coxis anticis pedibusque flavis, femorum posticorum apice, summo tibiaram posticarum apice, tarsis denique omnibus inde ab articuli primi apice nigris.

Shining-green, the abdomen has scarcely a trace of whitish dust; fore coxæ and feet yellow; tip of the hind femora, tip of the hind tibiae and all tarsi, with the exception of their root, black. Long. corp. 0.23. Long. al. 0.22.

Metallic-green, and differing from most of the species of *Argyra* by the cylindrical form of the abdomen and the almost entire absence of all dust. Face with a white reflection. Palpi and proboscis brownish-black; the hair-like cilia of the inferior orbit pale-yellowish. Thorax and scutellum shining, the latter without hairs. Abdomen entirely cylindrical, not stouter about the basis, metallic-green, without any transparent spots upon the anterior segments and covered with a thin, almost imperceptible, grayish-white dust. Fore coxæ yellowish, with some very scattered black hairs, and, at the tip, with longer black bristles.



Middle and hind coxae blackish-brown with yellowish tip. Feet yellowish, tip of the hind femora brownish-black to a considerable extent. The black hairs on the feet are somewhat sparse and only of middle length; on the under side of the fore femora there are but a few black hairs of greater length; upon the under side of the middle femora they are in greater number; on the under side of the hind femora only those hairs which are near the tip have a somewhat greater length. Fore tibiae with somewhat longer hairs on the under side, on the upper side with but two or three bristle-like hairs of greater length. The middle and hind tibiae with but few and very short little bristles; the extreme tip of the latter is infuscated. (Fore tarsi wanting.) Middle tarsi plain, black from the tip of the first joint; the first joint somewhat longer than the four following together; on the under side with but two very short black little bristles; hind tarsi black; the first joint up to the middle brownish-yellow. Tegulae with a broad black margin, with pale-yellowish cilia. Wings hyaline, somewhat tinged with brown, the anal angle less protruding than in most of the other species; the venation shows nothing unusual for the genus.

*Hab.* Sitka. (Sahlberg.)

*Observation.*—Although the imperfect state of the above described specimen did not afford a thorough examination of the hairs upon the upper side of the first joint of the antennae, still I believe to have satisfied myself of their existence.

#### Gen. XV. SYNTORMON.

The generic character is as follows: First joint of the antennae with hairs on the upper side; the second reaching on the inner side of the third in the shape of a thumb; third joint of the antennae elongated and pointed in the male and shorter in the female; the position of the arista apical. Scutellum bare. The first joint of the hind tarsi without bristles and a little shorter than the second. The hypopygium small and imbedded, with very small, often not distinctly perceptible appendages.

The next related genus is *Synarthrus*, the species of which differ from the species of *Syntormon* only by the absence of hair upon the first joint of the antennae. Although this character may appear trifling to those who have not studied the family of the

*Dolichopodidae* carefully, nevertheless its observation is important, as it is of very great service for the specific distinction as well as for the generic location of such females of different species which resemble each other very closely.

The name of the genus (from *συντρομός*, I connect by inserted pins) has reference to the characteristic formation of the second joint of the antennæ.

As yet only European species of *Sytoromon* have become known.

#### Gen. XVI. **SYNARTHURUS.**

The following are the most important characters of this genus: The first joint of the antennæ without hairs; the second reaching more or less on the inner side of the third, usually forming in the males a thumb-like projection, and in the females a more rounded lobe; the third joint of the antennæ in the males elongated and pointed; arista apical or so near the extreme tip of the antennæ, as to be taken for such. Scutellum usually bare, first joint of the hind tarsi without bristles. The hypopygium small, imbedded, with very small, often not distinctly perceptible appendages.

That *Synarthrus* differs from *Sytoromon* only by the absence of hair upon the first joint of the antennæ, has already been stated.

Of the three species described below, two undoubtedly belong to the genus *Synarthrus*. This cannot be said with regard to the third species, *Synarthrus barbatus*. Its position in the genus *Synarthrus* can only be a temporary one, brought about by the difficulties of placing it into another genus. It is sufficiently distinguished from the other species of *Synarthrus* by the peculiarity alone, that the second joint of the antennæ encroaches only very little on the inner side of the third. In its general appearance it approaches the species of *Porphyrops* very closely, so that I leave it undecided whether it would not be better located there. The size of the pulvilli of the fore tarsi betrays a relationship with *Eutarsus* and *Diaphorus*, the structure of the antennæ, however, does not allow its location in these two genera. To erect a new genus does not seem advisable, as the species shows close relationship in various directions.

The name *Synarthrus* (from *σύν*, together, and *άρθρον*, joint) has reference to the peculiar mode of connection between the second and the third joints of the antennæ.

The species already known belong to Europe and to North America.

*Table for the determination of the Species.*

1	{ Posterior margin of the pleuræ yellow.	<b>1 palmaris</b> , nov. sp.
	{ Posterior margin of the pleuræ not yellow.	2
2	{ Hind femora yellow.	<b>2 cinereiventris</b> <i>Lw.</i>
	{ Hind femora green.	<b>3 barbatus</b> <i>Lw.</i>

*Systematical arrangement of the Species.*

I. Lower half of the occiput only with the usual cilia.

1. **palmaris**, nov. sp.                      2. **cinereiventris** *Lw.*

II. Lower half of the occiput with a strong beard.

3. **barbatus** *Lw.*

*Description of the Species.*

I. LOWER HALF OF THE OCCIPUT ONLY WITH THE USUAL CILIA.

**1. S. palmaris**, n. sp. ♂ and ♀.—Viridis, pleurarum margine postico, coxis, pedibusque flavis.

♂. Tarsis intermediis apicem versus dilatatis.

♀. Tarsis simplicibus.

Green, the posterior margin of the pleuræ, coxæ and feet yellow.

♂. The middle tarsi towards their end enlarged.

♀. Tarsi simple. Long. corp. 0.13. Long. al. 0.14.

*Male.* It can be easily recognized by its striking resemblance to the European *Synformon tarsatus* Fall. Rather dark bronze-green, little shining; the abdomen usually rather copper-colored. Antennæ black; first joint on the upper side entirely bare; the second with a long thumb-like projection which overlaps the inner side of the third; third joint rather long, pointed, very tuberculent; the arista has not precisely an apical but a somewhat sub-apical position, as it is the case with *Synformon tarsatus*. Face covered with whitish dust, narrow. Palpi and proboscis black. Front steel-blue. The delicate cilia on the inferior and lateral orbits pale. Scutellum of the same color as the upper side of the thorax, and beset, besides the usual bristles, with a few short hairs. Pleuræ grayish-green, their posterior margin yellowish. The sides of the abdomen near its basis somewhat yellowish and transparent; on the posterior margin of its first segment there are long

black bristles, on the posterior margin of the other segments there are only very short bristles. Venter as far as the tip yellowish. Hypopygium rounded, small, rather imbedded; its blackish appendages very short and therefore not distinctly perceptible. Coxæ and feet yellowish; fore coxæ only at the tip with a few black bristles, otherwise in front with short and very delicate white hairs. The short hairs upon the feet are black; under side of the fore femora glabrous; middle femora upon the under side with a row of short black bristles. Fore tibiæ on the upper side with a dense row of black hairs, upon the first quarter of the hind side with a single very small black bristle. Middle and hind tibiæ only with a few short black bristles; the end of the latter is somewhat thickened and of a brownish-black color. Fore tarsi plain, from the tip of the first joint blackened; the first joint not quite as long as the other four taken together. The first joint of the middle tarsi nearly as long as the other four taken together, stalk-like, a little thicker at the end and of a whitish color; the second joint very much flattened, whitish, the apical margin bordered with black; the third and fourth joints also flattened, and, with the fifth joint, which is not flat, of a deep black color. Hind tarsi as far as the middle of the second joint brown, then black; the first joint is a little stouter and shorter than the second and has upon the middle of its under side a black bristle which is a little curved backwards. Wings hyaline, tinged with brownish-gray; the third and fourth longitudinal veins show towards their end a slight convergency.

*Female.* The third joint of the antennæ rounded-oval, very much shorter than in the male; the second joint of the antennæ overreaches the inner side of the third only by a rounded lobe. Face less dusty than in the male, very broad, by far not reaching the lower corner of the eye; its lower part is very convex and protrudes in the shape of a roof, whereby the mouth becomes very large. The black palpi considerably larger than in the male. Feet plain, the hind tibiæ not thickened at the end and only very slightly infuscated. Fore tarsi from the tip of the first joint gradually becoming more infuscated; middle tarsi from the tip of the first joint blackened, though the root of the second joint is somewhat paler; hind tarsi at the root brown, black towards the end. The little black bristles upon the under side of the middle femora are missing. The rest as in the male.

*Hab.* Sitka. (Sahlberg.)

*Observation.*—*Syntormon tarsatus* has upon the upper side of the first joint of the antennæ, quite in the vicinity of the basis, a few almost imperceptible little hairs, which I am unable to perceive in the present species, so that I am compelled to locate it into the genus *Synarthrus*. It is further distinguished from *Syntormon tarsatus* by the shorter arista and by the broader wings, which are less narrow towards the root. Besides, in the male the tip of the hind tibiæ is less thickened, the second joint of the middle tarsi is broader, of a whitish color, and has only at its tip a black margin, while in the male of *Syntormon tarsatus* it is less broad, yellowish upon the middle of the root and black upon the whole apical half. The relation which exists between *Synarthrus palmaris* and *Syntormon tarsatus* is exactly the same as that between *Synarthrus pallipes* and *Syntormon Zelleri*.

**2. *S. cinereiventris* LOEW.** ♀.—Viridis, coxis anticis pedibusque flavis.

Green, fore coxæ and feet yellow. Long. corp. 0.13. Long. al. 0.13.

*Syn.* *Synarthrus cinereiventris* LOEW, Neue Beitr. VIII, 48, 1.

*Female.* Shining metallic-green. Face very broad; the inferior portion protrudes considerable in the shape of a roof, so that the palpi are rather concealed and the mouth becomes unusually large; the blue-green ground color of the face is rather covered by a gray-whitish powder. Antennæ black, rather large for a female; the second joint overreaches the inner side of the third with a broad lobe; the third joint is short, but very broad, beset with very short but distinct hair; the arista is distinctly longer than the antennæ. The front in the middle is almost blackish-green, about the antennæ steel-blue, on the upper corners rather violet and may possibly vary a little in its coloring. Cilia of the upper orbit black, those of the lateral and inferior orbits white. Thorax shining metallic-green, with very thin and almost imperceptible, nearly whitish, dust. Abdomen also shining metallic-green, on the lateral margin with but little perceptible whitish powder. Venter whitish-gray. Fore coxæ yellow, with delicate whitish hair and no black hairs or bristles. Middle and hind coxæ blackish with yellow tip, the former green on the front side, and, like the fore coxæ, beset with delicate whitish little hairs. Feet yellow; tarsi gradually dark brown towards their end, but

so that the first joint, with the exception of its tip, is dark yellow, and the second joint, with the exception of its tip, is brownish-yellow. The hind tarsi are visibly shorter than the hind tibiæ, and the first joint is longer than the second. The yellowish tegulæ have a narrow dark-brown margin and yellowish cilia, which in some directions assume a very dark color. Halteres yellowish. Wings grayish; the last segment of the fourth longitudinal vein not distinctly inflected; posterior transverse vein steep.

*Hab.* Middle States. (Osten-Sacken.)

## II. LOWER PART OF THE OCCIPUT WITH A STRONG BEARD.

**3. *S. barbatus* LOEW.** ♂.—Viridis, pedibus flavis, femoribus posticis viridibus.

Green, feet yellow, hind femora green. Long. corp. 0.12—0.13. Long. al. 0.12.

*Syn.* *Synarthrus barbatus* LOEW, Neue Beitr. VIII, 48, 2.

Shining metallic-green. Face green, and dull on account of a moderately thick yellowish-white dust, which however does not conceal the ground color. Palpi a little larger than those of the males of *Synarthrus* in general; they have also a more disengaged position, a bright yellow color, and are beset with a few black little hairs. Antennæ black; the second joint reaching only a little on the inside of the third, almost of transverse form; the rather strikingly hairy third joint is broad only about the basis and becomes elongated into a narrow and very long point; the arista is entirely apical and only half the length of the third joint. Front metallic-green, little shining. Cilia of the upper orbit black, short and delicate; cilia of the lateral and inferior orbits very long, white; they form with the hair on the lower part of the occiput a striking beard. Thorax and scutellum metallic-green, the former less shining on account of a cover of pale dust, the latter sometimes more bluish-green. Abdomen metallic-green. The last segments assume in some directions a rather black-green color. The small imbedded hypopygium black; its outer appendages have the form of small lamellæ and are of a brownish color; the inner appendages are not distinctly perceptible. Fore coxæ blackish, on the front side greenish-blue; their delicate hairs are principally white, but towards the basis of the coxæ there are also some black hairs; on the tip are black bristles. Middle and hind

coxae black; the former with black hairs and bristles. Fore feet yellow; femora incrassated towards their basis, on the upper side with a narrow brownish-black longitudinal stripe, reaching to the extreme tip; the under side is sparsely fringed with short black hairs, and where these end, there are three black bristles turned somewhat backwards. Fore tibiae covered with thick, rather coarse, but short hairs. Fore tarsi from the tip of the first joint, which is about as long as the others, strongly infuscated. The first and second joints beset on the under side with short bristle-like hairs; pulvilli rather large. Middle feet yellow; femora thickened about their basis; the tibiae have besides the bristle at the tip only one on the upper side, not far from the basis; the tarsi are very much infuscated from the tip of the second joint. Hind femora metallic-green with yellow tip, at the end of the under side with a few black bristles. Hind tibiae yellow, only sparsely bristled. Hind tarsi yellow at the basis, from the tip of the first joint black-brown; their joints decrease in length, the first considerably longer than the second. The cilia of the whitish tegulae show in most directions a brownish-black coloring, while in some they appear with a yellowish lustre. Halteres yellowish. Wings grayish hyaline with brownish-black veins; the posterior transverse vein is straight and has a very steep position; the last segment of the fourth longitudinal vein shows upon its first third an almost imperceptible flexure, otherwise it very little approaches the third longitudinal vein, runs parallel with it and terminates precisely in the apex of the wing.

*Hab.* Middle States. (Osten-Sacken.)

#### Gen. XVII. SYSTEMUS.

This genus, hitherto confined to European species only, may be characterized in the following manner; First joint of the antennae without hairs on the upper side; the second joint transverse; the third large, longer in the male than in the female, in both sexes broad at the basis, ending into a point, distinctly hairy; arista completely apical. Feet rather slender, in both sexes plain and beset only with very few and short bristles. The first joint of the hind tarsi without bristles and scarcely half the length of the second. The sixth longitudinal vein of the wings distinct. The abdomen of the male towards the tip and laterally much com-

pressed, its last segment narrow. The basal portion of the entirely disengaged and inflected hypopygium forms a long peduncle: the outer appendages are rather filiform and whitish, the inner appendages also. The last segment of the fourth longitudinal vein with more or less flexure.

The name of the genus (from *σύν*, together, and *στενός*, narrow) has reference to the very pointed shape of the third joint of the antennæ, which is peculiar to both sexes.

#### Gen. XVIII. RHAPHIUM.

The first joint of the antennæ has no hairs on the upper side; the second is transverse; the third glabrous, very narrow, in both sexes very much elongated, though in the male more so than in the female. Arista entirely apical, bare; its first joint somewhat elongated in the male. Scutellum glabrous. Hypopygium small, rounded, rather imbedded; its outer appendages more filiform than lamelliform; the inner appendages small; the first joint of the hind tarsi without bristles.

The genus *Rhaphium* stands in next relation to the genera *Porphyrops* and *Xiphandrium*. With the species of *Porphyrops* it shares the larger size, the greater number of bristles on the feet, the broader wings, less narrow towards the basis. With the species of *Xiphandrium* it has in common the great elongation of the second joint of the antennæ, the lesser density of hair on the occiput, and the shorter hair upon the coxæ and feet, also that the last segment of the fourth longitudinal vein is less inflected. From both these genera, however, *Rhaphium* is distinguished by the somewhat longer first joint of the antennæ, which, particularly in the male, is rather swollen; by the great narrowness and the glabrousness of the third joint, which is uncommonly elongated not only in the male but also in the female; by the glabrousness of the arista, and finally, by the more narrow and more pointed palpi of the female. The other genera most closely approaching *Rhaphium*, as *Systemus*, *Synarthrus* and *Smiliotus*, cannot be easily confounded with it, the hypopygium of the male in the species of *Systemus* being very much pedunculated, the second joint of the antennæ in the species of *Synarthrus* reaching over the third, and the abdomen in *Smiliotus* having only five segments.



The name of the genus (from *ῥάφισ*, small needle) has reference to the shape of the antennæ, which distinguishes it.

Only a single European and one North American species, described below, are known at present.

**1. *R. lugubre* Loew.** ♀.—*Ex viridi nigrum, nitens, pedibus nigris, anteriorum tibiis intermediarumque femoribus luteis.*

Greenish-black, shining; feet black; the four anterior tibiæ and the middle femora dusky yellow. Long. corp. 0.16. Long. al. 0.16.

*Syn.* *Rhaphium lugubre* Loew, Neue Beitr. VIII, 49, 1.

Of a bright metallic, but very dark greenish-black color. Face moderately broad, with a bright lustre of silvery-white powder upon black ground. Palpi black with white powder. The black antennæ very long, narrow and glabrous; the apical bristle short and bare. Front shining black. Cilia of the upper orbit black, delicate, short; cilia of the lateral and inferior orbits white. Thorax bright, with an almost imperceptible gray-whitish dust. The scutellum has no hair with the exception of the usual bristles. Abdomen bright, only on the lateral margin with distinct white powder; the hair upon it is black. Coxæ black with white dust; the front side of the fore coxæ with white hair and black bristles. Anterior femora black with luteous tip; fore tibiæ luteous, only with two bristles on the upper side; fore tarsi black, the first joint as far as the tip, luteous. Middle feet luteous, tarsi from the tip of the first joint blackened. Hind feet entirely black, only the knees yellow; the first joint of the tarsi scarcely a little longer than the second. Cilia of the brown tegulæ whitish. Wings blackish, on the fore margin and along the veins darker; the last segment of the fourth longitudinal vein only in the middle gently inflected forward.

*Hab.* Carolina.

#### Gen. XIX. XIPHANDRIUM.

The genus *Xiphandrium* comprises small species, of slender form, with little hair. The first joint of the antennæ has no hair on the upper side; the second is of a transverse form, the third rather narrow, in the male very much elongated and in the female much shorter; the hairs upon it are distinct, especially on the under side. Arista entirely apical, comparatively short, with

scarcely perceptible short pubescence. The lower part of the occiput only with the usual fringe of cilia. Scutellum without hair. Coxæ and feet comparatively bare, the latter with very few bristles; the first joint of the hind tarsi without bristles. Wings not very broad, somewhat narrowed towards the basis; the last segment of the fourth longitudinal vein little inflected; hypopygium small, rounded, rather imbedded, its outer appendages more filiform than lamelliform; the inner appendages small.

The next related genera are *Rhaphium* and *Porphyrrops*. The characters of the genus *Rhaphium* have already been described. The species of *Xiphandrium* differ from the species of *Porphyrrops* by their smaller size, more slender form, less hair, especially on the lower part of the occiput and on the coxæ; the third joint of the antennæ of the males is more elongated, more distinctly hairy, particularly on the whole lower side; the arista is beset with a comparatively short but easily perceptible pubescence; the wings are less broad and towards their basis still narrower. It cannot be mistaken for the genera *Systemus*, *Synarthrus* and *Smiliotus*, as they differ from *Xiphandrium* and *Rhaphium* by the same distinctive marks.

The name (from ξίφος, sword, and ἀνὴρ, man) has been given to this genus on account of the sword-shaped antennæ of the male.

Out of Europe, no species of *Xiphandrium* are as yet known. I have a female from North America, which probably belongs to this genus. As it has lost its antennæ, its systematical location could not be ascertained.

#### Gen. XX. PORPHYROPS.

The genus *Porphyrrops* comprises species of at least middle size, rather stout shape and very hairy. The first joint of the antennæ has no hairs on the upper side; the second is transverse; the third is moderately elongated in the male and shorter in the female; the hairs upon it are very short and the whole under side (with the exception of a few species) is entirely bare. Arista altogether apical with an almost imperceptible and very short pubescence. The under side of the occiput more or less densely fringed. Scutellum without hairs. Coxæ and feet with rather much hair and bristles. First joint of the hind tarsi without bristles. Wings comparatively broad, towards the basis only a

little narrower; the last segment of the fourth longitudinal vein moderately inflected. Hypopygium small, rounded, rather imbedded, its outer appendages almost in all the species more fleshy than lamelliform; the outer appendages small.

With regard to the mutual relation of the three kindred genera namely, *Rhaphium*, *Xiphandrium* and *Porphyrops*, all the required information has already been furnished, so that a repetition of their distinctions is not necessary. I have vindicated the name of *Porphyrops* for this genus in the fifth volume of the Neue Beiträge. An entirely unfounded opposition had been raised against it. The following are the reasons by which I have been governed with relation to the name *Porphyrops*. Meigen, in the fourth volume of his works, has taken a wider view of the genus *Porphyrops* and divided it into three sections: 1. With a subapical arista. 2. With an apical arista; and, 3. With an arista inserted dorsally on the third joint, near the basis. In his seventh volume he adopts the genus *Argyra*, which M. Macquart had in the meantime established for the first of the three divisions; the third division he unites with *Medeterus*; and for the only remaining second division, which principally contains species of the present genus, he retains the name of *Porphyrops*; at the same time he unites with them the species of his genus *Rhaphium* (that is the genera *Rhaphium* and *Xiphandrium* in the sense adopted above). As I cannot agree with this reunion, I am compelled to retain the name of *Porphyrops* for the genus, which embraces most of the species contained in Meigen's second division and this is the present genus.

The name *Porphyrops* (from πορφύρα, scarlet, and ὤψ, face) has reference to the beautiful scarlet color which is peculiar to the eyes of many species, especially the males.

The hitherto known species of *Porphyrops* are distributed all over Asia Minor, Europe, and North America.

Table for the determination of the Species.

1 { Feet black.	1 melampus Lw.
1 { Feet yellow.	2
2 { All the coxæ black.	2 nigricoxa Lw.
2 { Fore coxæ yellow.	3
3 { Fore coxæ not blackened at the basis.	3 fumipennis Lw.
3 { Fore coxæ blackened at the basis.	4 rotundiceps Lw.

*Description of the Species.*

**I. P. melampus** LOEW. ♂ and ♀.—*Pedibus atris, alis nigricantibus.*

Feet black, wings blackish. Long. corp. 0.17—0.18. Long. al. 0.14—0.15.

SVN. *Porphyrops melampus* LOEW, Neue Beitr. VIII, 50, 1.

*Male.* Metallic blackish-green. Face very narrow, with white dust. Palpi black with white dust. Antennæ black; third joint rather long and pointed; arista more than half the length of the third joint. Front black-green, with white dust. Cilia of the upper orbit black, those of the inferior snow-white. Upper side of the thorax shining, only on the anterior and lateral margin with more distinct white dust; on the former the beginning of two darker colored lines is perceptible. The scutellum has no hair besides the usual bristles. The bright and dark-green abdomen has scarcely a trace of white dust; its last segment is almost black. The hypopygium is a little larger than in most of the other species of this genus, bright black; the outer appendages are extremely small black lamellæ fringed with black hair; the brown interior appendages are also small, turned a little upwards at the end, but pointed and upon the middle of the lower side fringed with a few hairs. The hair upon the abdomen is black, only on the lateral margin of the anterior segments and upon the venter whitish. Coxæ black, with a rather thick white powder, the fore and middle coxæ with considerable white pubescence and without any black bristles. Feet black; femora with a trace of blackish-green lustre; the tip of the trochanter, the tip of the knee, also the extreme tip of the fore and middle tibiæ brownish-yellow; the first joint of the fore tarsi a little longer than the three following together, at the end of the under side dilated almost in the shape of a tooth; otherwise the feet have no particular distinction. The cilia of the pale-yellowish tegulæ have whitish hair. Halteres pale-yellowish. Wings blackish, in the vicinity of the second half of the anterior margin rather black; the last segment of the fourth longitudinal vein only very little inflected forward in the middle.

*Female.* The only specimen which I have before me, strikingly differs from the described male in the color of the body; as all the other characters coincide perfectly with those of the male, I have not the least doubt that both belong together and consider the

difference in the color is only accidental, as it so often occurs in the *Dolichopodidae*. Face moderately broad, with silvery-white dust. Palpi black with white dust. Antennæ short, the third joint small and ovate; arista three times the length of the antennæ. Front blue with thin white dust. Upper side of the thorax steel-blue, upon the middle and towards the hind margin more violet. The steel-blue scutellum upon its middle is also of a violet color. The abdomen is dark metallic-green, its last segment rather black-green at the basis, otherwise bright steel-blue. The hairs on the fore coxæ are like those of the male, only less dense and shorter; the hair on the middle coxæ is also whitish, the weak bristles in the vicinity of its tip are, however, black. The wings are the same as those of the males, only the blackening of the second part of the fore margin is stronger and the fourth longitudinal vein with the posterior transverse vein have a darker seam. The remainder like in the male.

*Hab.* District Columbia. (Osten-Sacken.)

**2. *P. nigricoxa* LOEW.** ♀.—*Pedibus flavis, coxis omnibus et totis nigris.*

Feet yellow, all the coxæ entirely black. Long. corp. 0.22. Long. al. 0.23.

*Syn.* *Porphyrops nigricoxa* LOEW, Neue Beitr. VIII, 51, 2.

*Female.* Metallic-green, front, thorax and scutellum very coppery. Face with yellowish-gray dust; the separation between its upper and lower part is particularly striking. Palpi comparatively small, black with yellowish-gray dust; antennæ black; third joint ovate; arista  $1\frac{1}{2}$  the length of the antennæ. Front with thin yellowish-gray dust. Cilia on the upper orbit black, on the lateral and inferior orbits white. All the coxæ entirely black, with gray dust and whitish hair; at the end of the fore and middle coxæ there are no black bristles. Feet yellow, apical half of the hind femora black, the last third of the hind tibiæ and the hind tarsi altogether are of the same color; middle and fore tarsi strongly infuscated from the root and towards the end black. Cilia of the yellowish tegulæ white. Halteres pale-yellowish. Wings gray, on the fore margin more brownish gray; the last segment of the fourth longitudinal vein, beyond the middle, gently inflected forward.

*Hab.* Maryland. (Osten-Sacken.)

**3. *P. fumipennis*** Loew. ♀.—*Pedibus flavis, coxis anticis totis concoloribus.*

Feet with the fore coxæ altogether yellow. Long. corp. 0.18. Long. al. 0.17—0.18.

Syn. *Porphyrops fumipennis* Loew, Neue Beitr. VIII, 51, 3.

*Female.* Bright metallic-green. Face with pale yellowish-gray dust. Palpi black, with yellowish-gray dust. Antennæ black; the third joint small, rounded-ovate; arista at least three times the length of the antennæ. Front blue-green, with a pale yellowish-gray dust. Cilia of the upper orbit black, those of the lateral and inferior white. Thorax with a thin but rather distinct grayish-yellow dust. Fore coxæ yellowish with white hair; on their tips among the white hairs there are a few black bristles, not easily perceived. Middle and hind coxæ blackish with yellowish tip; the front side of the middle coxæ is clothed with white hair and towards the tip with a few black bristles; hind femora blackish-brown at the tip; fore and middle tarsi infuscated, blackened towards the end; the last third of the hind tibiae and the hind tarsi black. Cilia of the pale-yellowish tegulæ whitish; halteres pale-yellowish. Wings tinged with brownish-gray; the last segment of the fourth longitudinal vein gently inflected forward upon its middle.

*Hab.* Middle States. (Osten-Sacken.)

**4. *P. rotundiceps*** Loew. ♂.—*Pedibus flavis, coxis anticis concoloribus, basim versus nigris.*

Feet and fore coxæ yellow, the latter in the vicinity of the root, black. Long. corp. 0.16. Long. al. 0.16.

Syn. *Porphyrops rotundiceps* Loew, Neue Beitr. VIII, 51, 4.

*Male.* Bright metallic green. Face very narrow, with silvery-white dust, palpi black with pale dust. Antennæ black; the third joint not very long for a male, rather rounded at the end; arista about as long as the antennæ. Front metallic green. Cilia of the upper orbit black, of the lateral and of the inferior orbits white. Upper side of the thorax bright, with very indistinct white-grayish dust. Scutellum in part steel-blue. Abdomen bright metallic green; in the vicinity of the lateral margin with rather distinct whitish dust; the narrow last segment rather steel-blue; the hair black, on the lateral margin and upon the

venter whitish. The small hypopygium black; the exterior appendages are of a dusky gray-yellowish color, comparatively long, fork-shaped and split into a shorter and a much longer internal lobe; the hornlike interior appendages are black and pointed. The yellowish fore coxæ are upon their whole basal half of a brownish-black color, and fringed on the front side with long whitish hairs. There are no black bristles upon them. Middle coxæ blackish with yellowish tip, the latter with a considerable black thorn, which seems to be composed of several contiguous bristles. Hind coxæ of the same color as the middle coxæ. Feet yellow; hind femora almost upon the whole apical half black; hind tibiæ although strong, but not incrassated, their last third black. Fore and middle tarsi somewhat infuscated, their end and the tip of their first joint more dark brown; the first joint of the fore tarsi of the usual form, the hind tarsi black. Cilia of the pale-yellowish tegulae whitish. Wings tinged with gray, a little darker upon the last part of their anterior margin; the last segment of the fourth longitudinal vein gently inflected forward upon its middle.

*Hab.* District Columbia. (Osten-Sacken.)

#### Gen. XXI. SMILIOTUS.

*Characters.* Face in both sexes broad. Palpi large, concealing the proboscis. The antennæ in both sexes of a similar structure; the first joint on the upper side without hairs; the second of the usual transverse form; the third joint of different length in different species, on the under side nearly excised from the root to the tip; the arista entirely apical, the first joint short and stout, the second, however, long, very slender, particularly towards the tip. Scutellum without hair. The abdomen of the male shows only five segments, while there are six in the related genera. The small rounded hypopygium is imbedded and has only very short appendages. All the tarsi are short, especially the hind tarsi, the first joint of which has no bristles; the pulvilli of the fore tarsi of the male are enlarged. The wings are elongated, of rather equal breadth, and have a distinctly protruding anal angle; the last segment of the fourth longitudinal vein is somewhat inflected, ends beyond the tip of the wing and runs upon its middle over a large but flat impression.

This genus has been established by Mr. Haliday, and, in consideration of the almost swordlike form of the antennæ of the species which became first known was called *Macisterium* (from *μάχαιρα*, the sword). As this same name has already been used for a genus of plants, I have thought fit to abandon it and to substitute the name of *Smiliotus* (from *σμ.λιωτός*, the pruning-knife, because the third joint of the antennæ in the two known species has the form of a pruning-knife).

The two known species belong to the European fauna.

#### Gen. XXII. **APHROSYLUS.**

The known species of *Aphrosylus* agree in the following, in part rather striking peculiarities which constitute the character of this genus. The first joint of the antennæ without hair, the second of the usual transverse form, the third tapering at the tip; the arista entirely apical. The face narrowed above, especially in the male. The proboscis turned towards the breast. Palpi disengaged, hanging downward, in the male larger than in the female. The abdomen of the male shows six segments; the short and rounded hypopygium ends it in the shape of a knob; its exterior appendages are elongated, parallel lamellæ, fringed with rather long hair. The female abdomen has only five segments. Wings of rather equal breadth; the posterior transverse vein is less distant from the margin of the wing, than its own length; the end of the fourth longitudinal vein is parallel with the third. Feet with rather coarse bristles; the first joint of all the tarsi is much longer than the second; the first joints of the hind tarsi without bristles.

The structure of the proboscis and the position of the palpi distinguish the species of *Aphrosylus* sufficiently from all the other genera of *Dolichopodidæ*. Hitherto only European species have been described.

The name of the genus (from *ἀφρός*, the froth, and *σπλάω*, I rob) has reference to the habit of these species to pursue their prey along the shores of a surging sea.

#### Gen. XXIII. **THINOPHILUS.**

*Characters.* The face in both sexes broad, not reaching as far as the lower eye-corner, and ending below at an obtuse angle.



Palpi in both sexes large, reposing upon the proboscis. Antennae very short; the first joint without hair, the second short, transverse, longer above than below; the third joint circular, the bare arista dorsal. Wings of equal breadth; the posterior transverse vein is distant from the margin of the wing more than its own length; the last segment of the fourth longitudinal vein is rather parallel with the third. The abdomen of the male has six segments; the hypopygium small, rather imbedded, and somewhat turned inside; its exterior appendages are narrow, parallel lamellae. The abdomen of the female shows five segments. Femora rather strong, the first joint of the hind tarsi without bristles.

The species of *Thinophilus* are easily distinguished from the species of *Diostracus* by the absence of hair upon the first joint of the antennae; from the species of *Peodes* they differ by the structure of the face and of the hypopygium.

They live principally along the shores of the sea, whence their name (from  $\delta\epsilon\varsigma$ , down, sand hill, and  $\phi\acute{\iota}\lambda\omicron\varsigma$ , friend).

As yet only European species have been made known.

#### Gen. XXIV. PEODES.

*Characters.* Face not reaching as far as the lower corner of the eye, rather narrow in both sexes, though a little broader in the female, and more enlarged below; the lower margin is straight. Palpi in the female considerably larger than those of the male and in both sexes reposing upon the proboscis. Antennae very short; the first joint without hairs; the second short, transverse; the third joint rounded; arista dorsal, only with a short pubescence. Wings of uniform breadth; the posterior transverse vein is removed from the margin of the wing more than its own length; the last segment of the fourth longitudinal vein parallel with the third. The abdomen of the male has six segments; the short, stout hypopygium is not imbedded, but disengaged and a little inflected; its exterior appendages are two small parallel lamellae alongside of each other and with long hair; the interior appendages form a remarkably large curved forceps. The abdomen of the female shows five segments. The femora are rather strong; the first joint of the hind tarsi has no bristles.

*Peodes* is closely related only to *Thinophilus*; the differences become evident when the characters of both genera are compared.

The name of the genus (from *πεῶδης*, provided with a large penis) has reference to one of its most striking characters.

Only one European species has as yet been made known.

Gen. XXV. **NEMATOPROCTUS.**

*Characters.* Antennæ short; first joint without hair; second joint short, transverse; third joint small, in the male not larger than in the female, rounded; the rather long arista entirely dorsal. The face, much narrower in the male than in the female, does not reach as far as the inferior corner of the eye. Palpi resting upon the proboscis, those of the female much larger than those of the male. Front of equal breadth. The lower part of the occiput distinctly bearded. Eyes very hairy, especially towards the lower corner. Scutellum not hairy. The abdomen of the male has six segments; the small rounded, and a little imbedded, hypopygium is at its tip; the exterior appendages are long and filiform, the interior appendages very short and usually not distinctly perceptible. The female abdomen shows five segments. Wings a little narrowed towards the basis, the first longitudinal vein not elongated; the posterior transverse vein distant from the margin of the wing by more than its own length; the last segment of the fourth longitudinal vein very gently inflected and towards the end parallel with the third. Feet rather strong; pulvilli of the fore tarsi not enlarged; the first joint of the hind tarsi without bristles.

The species of *Nematoproctus* mostly resemble in their habitus the species of *Porphyrrops*; they differ from them, however, by an altogether different structure of the antennæ; the third joint of the male being also very short and the position of the arista completely dorsal. They are less closely related to the species of *Argyra*, to which they were formerly reckoned, as the first joint of the antennæ is without hairs, the third joint of the male is not enlarged, but as small as that of the female, the arista not subapical but entirely dorsal, the first longitudinal vein of the wings not elongated, further, the exterior appendages of the hypopygium have not the shape of short lamellæ, but of long threads. The species of *Nematoproctus* agree with the species of *Leucostola* in the glabrousness of the first joint of the antennæ; otherwise they

differ from them precisely in the same manner as from the species *Argyra*.

The name of the genus (from *νήμα*, the thread, and *πρωκτός*, *podex*) has reference to the thread-like form of the exterior appendages of the hypopygium. The species hitherto known are all European.

#### Gen. XXVI. LEUCOSTOLA.

The species of *Leucostola*, like those of *Argyra*, have usually upon the abdomen, and often also upon the thorax, a thick brilliant silvery dust, which renders them easy to recognize. The first joint of the antennæ is entirely hairless, the second is transverse, the third bare, rather large in the male; the apparently bare and distinctly two-jointed arista is very near the tip of the antennæ. Wings broad, the posterior angle rather protruding; the first longitudinal vein is farther from the margin of the wing than in most of the other genera, and is also much longer than usual; the fourth longitudinal vein is inflected forward before the middle of its last segment, thence, however, again parallel with the third; the posterior transverse vein is not approximated to the margin of the wing. The first joint of the hind tarsi has no bristles. Hypopygium small, imbedded; its exterior appendages are two small narrow lamellæ, bent downward; the interior appendages are of rather simple structure, and often not distinctly visible.

The close relationship of the genus *Leucostola* to that of *Argyra* can be easily perceived by a comparison of their characters. There is scarcely any difference between them, but that the first joint of the antennæ of *Leucostola* is entirely without any hair, while in *Argyra* it is distinctly covered with hair.

The name of the genus (from *λευκός*, white, and *στολή*, dress) has reference to the beautiful silvery lustre which covers the abdomen and sometimes also the thorax of most of these species.

The known species belong in part to Europe and in part to America.

**1. *L. cingulata* Loew.** ♂.—Viridis, læte splendens, abdomine non pollinoso, cingulis flavis.

Green, brightly shining, abdomen without white dust and with yellow bands. Long. corp. 0.19. Long. al. 0.16.

Syn. *Leucostola cingulata* Loew, Neue Beitr. VIII, 53, 1.

*Male.* Face very narrow, silvery-white. Palpi snow-white. Proboscis brownish-black. Antennæ black; the third joint black-brown; the arista inserted close to its tip. Front black with silvery-white dust. Cilia of the upper orbit black, extremely short and delicate; cilia of the inferior and lateral orbits snow-white. Thorax metallic green, very bright, dusted only on the lateral margin. Scutellum of the same color, without hair, besides the usual bristles. Abdomen without any white dust; the first segment mostly black; the second yellowish, transparent, with metallic black border on the posterior margin and with an indistinct blackish spot near the middle of the anterior margin; third segment also yellowish, transparent, and at the basis with a rather broad violet-black transverse stripe, bisinuated on the hind side, and with a narrow blackish-green border on the posterior margin; the coloring of the fourth segment of the abdomen is the same, but the bands on the fore-margin and the posterior border are broader, so that the yellow part of the segment has the appearance of being divided into two spots; the fifth segment has no yellow color, but is violet-black near its basis and black-green towards the tip. The same color prevails on the small hypopygium, the extremely small lamellæ of which are brownish. The rather long but not very coarse hair upon the abdomen is chiefly black, only upon the fore part of the first segment and upon the venter it is yellow-whitish. Coxæ and feet pale-yellowish; fore coxæ with white hair and yellowish-white little bristles. Middle and hind coxæ near the basis a little blackened and also fringed with pale hairs and bristles. Femora slender, the hind ones slightly infuscated at the tip on the upper side. The hair upon the femora is blackish on the upper side and near the tip, whitish near the basis and on the under side; the very delicate whitish hair on the under side of the fore and middle femora is rather long. Fore tibiæ without any bristles; middle and hind tibiæ only with very few delicate and short bristles. Fore and middle tarsi slender, but not very long; the first joint about as long as the others

taken together. The first joint of the hind tarsi is shorter than the second and a little stouter, especially towards the tip; it is fringed with the usual short hair, which is however unusually dense upon the latter part of the under side. Cilia of the black margined tegulae yellowish-white. Wings short and broad; the posterior transverse vein strikingly far distant from the margin of the wing; the last segment of the fourth longitudinal vein before its middle gently inflected forward.

*Hab.* District Columbia. (Osten-Sacken.)

*Observation.*—A rather badly preserved female, which I possess, I suppose to be that of *Leucostola cingulata*; it shows, however, some differences, so that it may belong to some other closely related species. It differs from the above described male by the following characters: The face is comparatively broad and covered with a dense glittering silvery-white powder. The white palpi are larger than those of the male. The third joint of the antennæ is very short; the position of the arista almost apical. The abdomen is yellow with the exception of the last segment which is of a metallic-green color, shows however, when looked upon in an oblique direction, an indistinct greenish lustre; its penultimate and antepenultimate incisures are greenish-black towards the lateral margin. The posterior margin of the pleuræ is not gray, but yellow. Among the whitish hair of the fore coxæ there are a few light-brown bristles, which, in a certain direction, have a black appearance. The tip of the hind femora is not darker and the first joint of the hind tarsi is of the usual plain structure, however comparatively of the same length as that of the described males. Otherwise it coincides with it perfectly. The only character which makes it doubtful whether they belong together is the yellow color on the hind margin of the pleuræ in the female.

*Hab.* District Columbia. (Osten-Sacken.)

Gen. XXVII. **EUTARSUS.**

*Characters.* Face narrow, especially in the male; a little broader upwards. Palpi very small. The first joint of the antennæ without hair, the second much overreaching the third; the third rounded; the arista dorsal, though rather closely approximated to the tip of the third joint, distinctly two-jointed. The elongated, cylindrical abdomen of the male consists of six seg-

ments; the hypopygium is very small, entirely imbedded and without bristles; its appendages are extremely small, almost completely hidden. The female abdomen shows only five segments. Feet rather long, moderately bristly; the first joint of the hind tarsi without bristles, much shorter than the second; the pulvilli on the fore tarsi of the male are enlarged, but not elongated. Wings of rather uniform breadth or narrower towards the root; the first longitudinal vein not elongated; the last segment of the fourth longitudinal vein though somewhat inflected, still rather parallel with the third. *Eutarsus* appears to be nearer related to *Diaphorus* than to any other genus. The striking smallness of the palpi, the face narrowed below, the hypopygium covered with but delicate hairs, the very small and almost completely concealed appendages of the hypopygium and the not elongated pulvilli of the fore tarsi in the male distinguish *Eutarsus* from *Diaphorus* sufficiently. From *Nematoproctus*, whose exterior appendages of the hypopygium are long threads covered with hair, *Eutarsus* is distinguished by the small and concealed appendages of the hypopygium. The species of *Saucropus* cannot be confounded with the species of *Eutarsus* on account of the entirely disengaged hypopygium.

The genus has been founded upon the well known European *Eutarsus aulicus* Meig. The name (from εἶ, handsome, and ταρσός, foot) has reference to the structure of the feet of the male.

As yet no North American species is known to me, but I know a species from Venezuela, the hind tarsi of the male of which have a remarkable structure, and of which I furnish a description.

**1. *E. eques*, n. sp.** ♂.—Chalybeus, modice nitens, abdominis ex aeneo nigri maculis lateralibus, ventre pedibusque flavis, femoribus posticis supra tibiisque posticis totis fuscis, tarsis anterioribus præter basin, posticis totis nigris, articulo horum primo brevissimo, quarto in aculeum producto.

Steel-blue, moderately shining; lateral spots of the bronze-black abdomen, venter and feet yellow; upper side of the hind femora and the whole hind tibiae brown; the four anterior tarsi with the exception of the root, and the whole hind tarsi black; the first joint of the latter very short, the fourth joint produced into a point. Long. corp. 0.27. Long. al. 0.26.

*Male.* Front shining steel-blue, not very broad, not excavated on the vertex. Antennæ only of moderate length, black; the

narrow and a little elongated first joint is entirely bare on the upper side, on the lower edge of a rather distinctly reddish-yellow color; the third joint is short ovate; the arista is inserted upon the back of the third joint, nearer to its basis than it is the case with *Eutarsus aulicus*. The face is very narrow immediately below the antennae, and grows more and more so till it becomes cuneiform, so that the large eyes are entirely contiguous on a large extent. Palpi very small; proboscis rather small. Thorax steel-blue or violet, little shining, upon the shoulders more blue-green and more densely covered with dust; the extreme corner of the shoulder brownish. Scutellum of the same color as the upper side of the thorax and with two bristles. Metathorax and pleurae black-green, the latter with whitish dust and a yellow hind margin. Abdomen cylindrical, blackish bronze-colored; the second segment has near the basis a narrow yellow transverse stripe, which is somewhat dilated near the lateral margin; and upon the hind corners a large yellow spot; there are similar spots, but diminishing in size, upon the other segments. The small hypopygium is rounded and rather imbedded; its appendages are short, indistinct lamellae. The short hair upon the abdomen is black; longer black bristles only on the hind margin of the first segment. Coxae and feet yellow; fore coxae with pale hair, at the tip only with a few thin black little bristles; middle coxae with a large black spot, which covers about three-quarters of their outer side; the hind coxae with a small blackish spot. The hind femora on the upper half of their hind side blackish-brown; fore and middle tibiae only at the extreme tip slightly infuscated; the hind tibiae totally black-brown. The fore tibiae are without bristles; the middle and hind tibiae are but sparsely beset with short bristles. Fore and middle tarsi from the tip of the first joint black-brown, plain; the first joint of the fore tarsi is somewhat shorter than the following taken together, the first joint of the middle tarsi longer than the others taken together. The hind tarsi are black, very much shorter than the hind tibiae and of a very peculiar structure; the first joint is remarkably shortened, the second  $4\frac{1}{2}$  the size and the third  $2\frac{1}{2}$  the size of the first; the fourth joint has only the length of the first, its end, however, is produced into a stout thorn, so that with it this joint is not much shorter than the third; the fifth joint is not at the end of the fourth, but attached on its under side at the place where the fourth joint begins to be pointed;

on both tarsi it is rather singularly at right angles with the fourth joint, is somewhat longer than the third joint and has the form of a slender club. The grayish-hyaline wings are rather long and narrow; their anal angle is rather rounded off; the last segment of the fourth longitudinal vein runs upon its middle over a distinct convexity of the wing and is there a little inflected; towards its end it does not much approach the third longitudinal vein, which is here very gently curved backwards; the sixth longitudinal vein becomes entirely indistinct at a considerable distance from the margin of the wing.

*Hab.* Venezuela. (Moritz.)

*Observation.*—Although the present species differs in some respects from *Eutarsus aulicus*, still it coincides in many important characters with it, so that it cannot be located into any other genus, unless, rather prematurely, a new genus is created for it. *Eutarsus aulicus* approaches the forms which prevail in the genus *Diaphorus* more than the above described species.

#### Gen. XXVIII. **DIAPHORUS.**

At the time of its adoption, and long after, the genus *Diaphorus* was considered as one which was very distinct from the genus *Chrysotus*. The characters which Meigen uses for their distinction are the following: for *Chrysotus*, arista apical, the eyes of the male contiguous under the antennæ, and the wings somewhat divaricated when in repose; for *Diaphorus*, arista dorsal, eyes of the male contiguous on the front, and the wings reposing upon each other when at rest.

The more species of these two genera have become known and the more carefully they have been examined, the more unsatisfactory Meigen's characters have been found. North America is particularly rich in species belonging here, but showing important structural deviations.

Besides the species showing a different structure of the thorax, and which were formerly classed with *Chrysotus*, but are united now in the genus *Chrysotimus*, the other species of *Chrysotus*, agreeing in their habitus, are divided in such, the males of which have eyes contiguous under the antennæ, and in such, where the eyes are separated by the sometimes broad face; the position of



the arista is likewise by no means always apical; on the contrary, it is even subapical in the majority of the species.

The same happens to be the case with *Diaphorus*, where the eyes of the males are contiguous upon the front in some of the species only, while in others they are separated by the broad front; the arista likewise is not always distinctly dorsal, but in many species subapical, and in some truly apical. Thus none of the distinctive marks, which Meigen had established for these two genera, holds good, except for *Chrysotus*, the wings divaricated in repose, and the parallel wings for *Diaphorus*. As this character can only be observed on living specimens, it is, even if proved to be correct, entirely insufficient for a systematical distinction of both genera.

In order to escape this difficulty there are two different ways to be followed: either the species, with the eyes of the males not separated upon the front, must remain with *Diaphorus*, and those the eyes of which, in the male, are contiguous below the antennæ, must go with *Chrysotus*, and a new genus must be established for the species of *Diaphorus* and *Chrysotus*, the males of which have the eyes distant above as well as below the antennæ. The other way to follow would be to discover characters for the distinction of *Chrysotus* and *Diaphorus* better than those which Meigen had chosen.

The first of these two alternatives is liable to serious objections. The establishment of three genera would disconnect the relation naturally existing between the insects forming them, a relation based upon their general habitus, and their distinction would consist in a character pertaining merely to the male. Therefore nothing remains but to try the other way.

If we compare first the species of *Chrysotus*, in which the eyes of the males are contiguous under the antennæ, with those of *Diaphorus*, where the eyes are not separated on the front, we will observe the following distinctions: The structure of the body of the species of *Diaphorus* is more slender, the abdomen especially is comparatively narrower, and more elongated; the hypopygium of the male has on the hind side four bristles of rather striking size; the feet are longer, the pulvilli of the fore tarsi in the male are not only enlarged, but considerably elongated (with the exception of *D. nigricans* Meig.); the wings of *Diapho-*

*rus* are comparatively larger, and have a different outline, because the anal angle is more protruding.

If, separating the typical species of *Diaphorus* from the typical species of *Chrysotus*, we follow out these characters through a series of those species, which, notwithstanding the separation of their eyes upon the front, are placed into the genus *Diaphorus*, on account of their general habitus which approaches the typical species of *Diaphorus*, we find that those among the above mentioned marks of distinction, which are peculiar only to the males, hold also good among these species; at least I do not know of any species which, being placed on account of its general habitus among the species of *Diaphorus*, had not on the posterior end of the hypopygium bristles of greater length and remarkable strength, or in which the pulvilli of the fore tarsi of the male were not elongated.

It is different, however, with those marks of distinction which belong to both sexes, as also with the more slender form of the body, the greater length of the feet, and the more projecting anal angle of the wings of the species of *Diaphorus*; each of these characters gradually fades away from species to species so that, taken singly, these characters are utterly insufficient to decide whether a species belongs to *Diaphorus* or to *Chrysotus*. As it happens, however, that where one character decreases, another one becomes more salient, it follows that in their totality they are sufficient to distinguish the females of both genera, with the exception, perhaps, of a few isolated cases. In doubtful cases it will be well to compare the description of the species of both genera.

The character of the genus *Diaphorus* may, therefore, be established, as follows: Form of the body rather elongated. Eyes of the male never contiguous on the face, in some species separated upon the front, in others not. Antennæ short, the first joint bare, the second transverse, the third short, distinctly hairy, with a dorsal or subapical, rarely with an apical arista. Wings rather large, with strongly projecting anal angle, and thus usually somewhat broader towards the basis; the posterior transverse vein is either a little beyond, or in, or before the middle of the wing, never close to the margin of the wing; the last segment of the fourth longitudinal vein is almost straight, or but gently inflected, seldom interrupted, so that its end is thus more approximated to the third longitudinal vein, without, however, converging

towards it. Feet rather long, but not very slender; the first joint of the hind tarsi without bristles; the pulvilli of the fore tarsi elongated in the males of all species; in the males of some species the same is the case with the pulvilli of the middle tarsi; in some with the pulvilli of all the tarsi. The hypopygium small, imbedded, on the posterior end with stouter bristles.

The name of the genus (from *διάφορος*, different) signifies nothing more but that the species on which this genus was established were remarkably different from the species of previous genera, and is therefore not at all characteristic.

The known species of *Diaphorus* are found in Europe, Asia, Africa and America.

*Table for the determination of the Species.*

1	{ Color of the body non-metallic, black.	1 <i>opacus</i> <i>Lw.</i>
	{ Color of the body metallic-green.	2
2	{ Feet entirely yellow.	2 <i>mundus</i> <i>Lw.</i>
	{ Feet not entirely yellow.	3
3	{ Tegulae with black cilia.	4
	{ Tegulae with whitish cilia.	6
4	{ Eyes of the male contiguous.	3 <i>spectabilis</i> <i>Lw.</i>
	{ Eyes of the male not contiguous.	5
5	{ All the tibiae yellow.	4 <i>sodalis</i> <i>Lw.</i>
	{ Only the first half of the four anterior tibiae yellow.	5 <i>lamellatus</i> , nov. sp.
6	{ Last segment of the fourth longitudinal vein not interrupted.	6 <i>leucostomus</i> <i>Lw.</i>
	{ Last segment of the fourth longitudinal vein interrupted.	7 <i>interruptus</i> <i>Lw.</i>

*Systematical arrangement of the Species.*

I. The eyes of the male contiguous upon the front.

- |                             |                                  |
|-----------------------------|----------------------------------|
| 1. <i>opacus</i> <i>Lw.</i> | 3. <i>spectabilis</i> <i>Lw.</i> |
| 2. <i>mundus</i> <i>Lw.</i> |                                  |

II. The eyes of the male not contiguous upon the front.

- |  |                                 |
|--|---------------------------------|
| A. The last segment of the fourth longitudinal vein not interrupted. |                                 |
| 4. <i>sodalis</i> <i>Lw.</i>   | 6. <i>lamellatus</i> , nov. sp. |
| 5. <i>leucostomus</i> <i>Lw.</i>                                     |                                 |
| B. The last segment of the fourth longitudinal vein interrupted.     |                                 |
| 7. <i>interruptus</i> <i>Lw.</i>                                     |                                 |

*Description of the Species.*

## I. THE EYES OF THE MALE CONTIGUOUS UPON THE FRONT.

**1. *D. opacus* LÖEW.** ♂.—Totus niger, tibiis piecis.

Entirely black, tibiæ pitch-brown. Long. corp. 0.12. Long. al. 0.12—0.13.

SYN. *Diaphorus opacus* LÖEW, Neue Beitr. VIII, 56, 1.

*Male.* Entirely black. Face with the pulpi and the proboscis black, entirely glabrous. Antennæ black; third joint small; position of the arista more subapical than dorsal. The eyes are completely contiguous on the upper part of the front; immediately above the antennæ a brownish-black, opaque, triangular spot lies between them. Upper side of the thorax and of the scutellum covered with brown dust and opaque. The dust upon the black pleuræ is more gray-brown and less distinct. The abdomen shining black, covered with black hair; the stronger bristles on the posterior part of the hypopygium very striking; its exterior appendages very small, black; coxæ and femora black and with black hair; fore and middle femora on the under side with a row of sparse, erect, not very long black hairs; on the under side of the hind femora there are similar black little hairs, which are less erect and somewhat longer only towards the end. Fore and middle tibiæ more yellowish-brown; hind tibiæ dark-brown. Fore tarsi slender, the first joint as long as the following three together; a great part of the first joint is yellowish-brown, its tip with the rest of the joints black-brown; pulvilli not very much enlarged and only moderately elongated. Middle tarsi black-brown with yellowish-brown basis; hind tarsi entirely black-brown. Halteres and tegulæ black; the cilia of the latter also black. Wings smoky-blackish, towards the anterior margin darker; they become visibly broader towards the basis; posterior transverse vein but little before the middle of the wing; the first longitudinal vein reaches almost as far as the middle of the anterior margin and is somewhat distant from the latter.

*Hab.* New York. (Osten-Sacken.)

*Observation 1.*—*D. opacus* is very closely allied to the European *D. nigricans*. As I have only one specimen of the former, I am unable to prove the coincidence of both species in all the

plastic characters as fully as it is necessary when an American species is to be recognized as identical with a European species. Neither can I mention any reliable characters for the distinction of both species. I believe that the examination of a larger number of specimens will establish their identity.

*Observation 2.*—I believe I know the female of *D. opacus*, am however not certain, on account of the smaller length of the first longitudinal vein and the paler coloring of the hind tibiae. The proboscis of this female is remarkably stout and protruding with a flattened tip; palpi rather large and broad. Face with an almost imperceptible grayish dust, with a distinct transverse swelling upon its middle; front with gray-brown dust and with a transverse furrow below its middle; all the tibiae yellowish-brown, wings tinged with a dusky blackish color, though not so much as in the above described male, and towards the fore margin not much darker; the first longitudinal vein reaches about as far as the middle between the extreme root of the wings and the end of the second longitudinal vein. All the rest as in the male.

*Hab.* Pennsylvania.

**2. *D. mundus* Loew.** ♂ and ♀.—*Laeta viridis, pedibus totis flavis.*  
Light metallic green, all the feet yellow. Long. corp. 0.12—0.13. Long. al. 0.12—0.13.

*Syn.* *Diaphorus mundus* Loew, Neue Beitr. VIII, 57, 2.

Light metallic green. The face has a blue-green, but little shining, ground color, which is rather concealed by the distinct white dust; it is somewhat broader in the female and has a distinct transverse swelling. Palpi yellowish-brown, much larger in the female and blackened to a considerable extent towards the basis. Proboscis dusky yellow or yellowish-brown. Antennae brownish-yellow; the small third joint more infuscated; the brista almost apical; the eyes of the male meet completely on the upper part of the front, while they are separated directly above the antennae by a triangular spot of white dust. The front of the female is of entirely uniform breadth, only very little exceeding the breadth of the face, has a blue-green, scarcely a somewhat shining ground color, and is covered with yellowish dust. The cilia of the upper orbit are black and, on account of their brevity,

but difficult to perceive; the cilia of the lateral and inferior orbits are whitish. Upper side of the thorax and of the scutellum pale-green, with metallic lustre, covered with rather thick ochre-yellow dust. Abdomen somewhat darker metallic green, often more gold-green, or coppery-brownish. The bristles at the end of the hypopygium are not very long; its exterior appendages brownish and very small. Coxæ and feet yellow; the first two-thirds of the middle coxæ blackened, the hind coxæ near the basis infuscated. The hair on the feet appears black; when seen by a reflected light it changes on the tibiæ to brownish and on the larger portion of the femora to fallow-yellowish; the root, a part of the under side of the femora, also the fore coxæ are distinctly fallow-yellowish. The tarsi are scarcely a little infuscated towards their tips, though their last joint is of a dark brown color. In the male the pulvilli of the fore and middle tarsi are considerably enlarged and elongated; the pulvilli of the hind tarsi are much less so. Halteres and tegulæ yellowish with black-brown cilia, which in some directions have a yellowish lustre. Wings grayish-hyaline, on the anterior half usually somewhat yellowish with yellowish-brown veins; they are rather large and towards the basis a little broader, but their greater breadth is not so near to the posterior margin as in the previous species; the posterior transverse vein is not nearer to the extreme tip of the wing than it is to its root and the first longitudinal vein reaches scarcely above the first third of the length of the whole wing.

*Hab.* Pennsylvania.

**3. *D. spectabilis* Loew.** ♂.—Aeneo-viridis, femoribus nigris, tibiis tarsorumque omnium basi flavis, ciliis tegularum nigris, oculis maris in fronte contiguus.

Bronze green, femora black, tibiæ and the root of all the tarsi yellow, cilia of the tegulæ black, the eyes of the male contiguous on the front. Long. corp. 0.13—0.17. Long. al. 0.15—0.16.

*Syn.* *Diphorus spectabilis* Loew, Neue Beitr. VIII, 57, 3.

Dark metallic-green, thorax and abdomen more bronze-green, the former sometimes more coppery. Face blue-green with thick white dust, which conceals considerably the ground color. Palpi and proboscis black. Antennæ black, small; arista almost completely apical. The eyes meeting upon the front to a large extent and separated only by a very small triangular spot, immediately

above the antennæ. Cilia on the upper orbit black, on the lower and lateral orbits white. Upper side of the thorax and scutellum covered with yellow-brownish dust. The stouter bristles on the posterior end of the very small hypopygium rather striking; its exterior appendages brown and very small. Coxæ black and with whitish dust; the hair on the fore coxæ appears in most directions black, in others fallow-brownish. Femora black, somewhat with a green reflection; the tip of the fore and middle femora brownish-yellow; their black hair, even on the under side, neither of considerable length nor density. Tibiæ brownish-yellow, rather slender, with a few bristles. Fore tarsi very slender, from the tip of the first joint black-brown, though the basis of the second joint is again paler than the tip of the first; their first joint is as long as the other four together; the pulvilli are very much enlarged and elongated. Middle tarsi of an entirely similar structure, of the same color, but their pulvilli are somewhat less enlarged; hind tarsi from the tip of the first joint black-brown, their pulvilli but very little enlarged; the yellowish tegulæ with blackish cilia, which assume a yellowish glitter in a reflected light. Halteres yellowish, the tip of their knob usually somewhat infuscated. Wings tinged with gray, with blackish-brown veins, along which, in faded specimens, there are blackish-brown margins; they are broad, though their greatest breadth is not very close to the posterior angle; the space between the third and fourth longitudinal veins is rather wide; the last segment of the latter shows a very gentle flexure; posterior transverse vein rather long and somewhat beyond the middle of the wing; the first longitudinal vein reaches somewhat beyond the first third of the whole length of the wings and is not very far distant from the anterior margin.

*Hab.* District Columbia. (Osten-Sacken.)

## II. THE EYES OF THE MALE NOT CONTIGUOUS UPON THE FRONT

A. The last segment of the fourth longitudinal vein not interrupted.

**4. *D. sodalis* LOEW.** ♂ and ♀.—Aeneo-viridis, femoribus nigris, tibiis omnibus tarsorumque anteriorum basi flavis, tarsis posticis totis ex nigro fuscis, ciliis tegularum nigris, oculis maris in fronte separatis.

Bronze-green; femora black; all the tibiæ and the basis of the four anterior tarsi yellow; all the hind tarsi black-brown; cilia of the tegulæ

black; eyes of the male separated upon the front. Long. corp. 0.14—0.15. Long. al. 0.15.

Syn. *Diaphorus sodalis* Loew, Neue Beitr. VIII, 58, 4.

Rather dark metallic-green, the abdomen and sometimes also the thorax more bronze-green, the scutellum in one specimen violet upon its middle. Face of the male of uniform breadth, green-blue with thick white dust; the face of the female visibly broader, more green, with less lust, below the middle with a transverse swelling. Palpi of the male whitish, only near the extreme basis somewhat blackish; the palpi of the female much larger, only at the tip dusky-whitish, otherwise blackish. Antennæ small, black, with an apical arista. Front of the male of uniform breadth, somewhat exceeding the breadth of the face, blue with yellow-brownish dust, and green and shining upon the vertex. The front of the female is considerably broader, more green and less thickly dusted, the dust has in the vicinity of the antennæ a whitish appearance. Cilia of the upper orbit black, those of the lateral and inferior orbits whitish. Thorax distinctly, but not very thickly, dusted. The coarser bristles on the posterior end of the small hypopygium are less striking; the very small exterior appendages are brownish-black. Coxæ black with whitish dust; the fore coxæ indistinctly dingy white-yellowish at the tip; the sparse hair on the front side pale, but the bristles of the tip, black. The trochanter of the fore and middle feet dusky-yellowish, of the hind feet more brownish. Femora black with green lustre; their black hair is comparatively short; only on the under side of the femora of the male, very closely to the tip, a few somewhat longer bristle-like hairs. The tips of the four anterior femora and the tibiæ are brownish-yellow, but the tip of the hind tibiæ is rather dark-brown. The fore tarsi of the male are slender and elongated, brownish-yellow at the root, then gradually becoming more infuscated; their first joint is about as long as the two following taken together; the pulvilli are but moderately enlarged and elongated. The middle tarsi of the male are of the same color as the fore tarsi and of the same structure, but the first joint is almost as long as the following four taken together, and the pulvilli are not so much enlarged and less elongated. The fore and middle tarsi of the female correspond in color with those of the male, are, however, considerably shorter, have no enlarged pulvilli, and the first



joint of the fore tarsi is about equal in length to all the other joints together. The short hind tarsi are in both sexes dark black-brown. Cilia of the white-yellowish tegulae black. Halteres white-yellowish. Wings tinged with gray, with black-brown veins, which are margined with dusky in faded specimens; they are rather large and broad; their greatest breadth is close before the middle; the posterior transverse vein lies in the middle between the extreme root and the extreme tip of the wing; the fourth longitudinal vein is somewhat distant from the third one; the first longitudinal vein is comparatively close to the margin of the wing and scarcely reaches one-third of the length of the wings.

*Hab.* New York.

**5. *D. lamellatus*, nov. sp.** ♂.—*Aeneo-viridis*, pedibus nigris, tibiarum anteriorum dimidio basali flavo, ciliis tegularum nigris, oculis maris in fronte separatis.

Bronze-green; feet black; basal half of the four anterior tibiae yellow; cilia of the tegulae black; the eyes of the male separated upon the front.—Long. corp. 0.13. Long. al. 0.14.

Dark metallic-green, the color of the scutellum sometimes more blue and that of the abdomen more coppery. Face with thick whitish dust. Palpi small, whitish and fringed with a few black hairs. Antennae small, black; the arista subapical. Eyes separated; front much narrower than the face, broader below than above, and covered with thick white dust. Cilia of the upper orbit black, of the lateral and inferior orbits whitish. Thorax, though with distinct, but very thin brownish-yellow dust. On the posterior end of the hypopygium there are six bristles of remarkable strength. The brownish-black exterior appendages are of much larger size than in the kindred species; they are elongated spatule-shaped, very narrow at the root, rounded at the tip and fringed with blackish hairs. Coxae and feet black; the trochanter of the fore coxae, the extreme tip of the four anterior femora and basal half of the four anterior tibiae yellow. The hair upon the feet is black, on the under side of the hind femora elongated and more dense towards their tip. The pulvilli of the fore tarsi are rather uncommonly elongated, while those of the middle tarsi exhibit only a small elongation and those of the hind tarsi none at all. Cilia of the white-yellowish tegulae black. Halteres white-yellowish. Wings gray with brownish-black veins, rather large and broad;

they have their greatest breadth somewhat before their middle; the posterior transverse vein is in the middle between the extreme root and the tip of the wings; the first longitudinal vein runs at least as far as the third of the length of the wing.

*Hab.* Middle States. (Osten-Sacken.)

**6. *D. leucostomus* LOEW.** ♂ and ♀.—*Laete viridis, thorace et scutello interdum caerulescentibus, tegularum ciliis albidis, venâ longitudinali quartâ non interruptâ.*

Light green, thorax and scutellum sometimes more blue; cilia of the tegulae whitish, the fourth longitudinal vein not interrupted. Long. corp. 0.09—0.10. Long. al. 0.12.

*Syn.* *Diaphorus leucostomus* Loew, Neue Beitr. VIII, 58, 5.

*Male.* Light green, metallic, shining, thorax and scutellum sometimes sky-blue. Face for a male very broad, deepened lengthwise, without transverse swelling, so thickly covered with snow-white dust, that the ground-color becomes invisible. Palpi protruding, much larger than in the males of other species; proboscis very small, black. Antennae black, larger than in other species; the third joint is particularly distinguished by its more considerable size and is extended at the end into a short point; arista inserted on the upper side before the tip of this point, but so much bent downward as to be easily mistaken for being apical. Front of uniform breadth, scarcely exceeding that of the face, blue with white dust, which is thicker near the antennae and is almost totally wanting upon the vertex. Cilia of the upper orbit black, those of the lower and lateral orbits whitish. Thorax with thin gray-whitish dust. The bristles on the posterior margin of the small hypopygium rather long and strong; its outer appendages are not distinctly visible. Coxae black, the foremost dusky-whitish at the tip, on the front side rather bright blue-green and fringed with whitish hair, but without black hairs or bristles. Femora metallic blue-green with yellowish tip, with very short hair. Tibiae and tarsi yellowish, the latter towards the end gradually somewhat darker, but only their last joint brown; fore tibiae without strong bristles, middle and hind tibiae with a stronger bristle on the exterior edge of their upper side and not far from the root; the hind tibiae, on the exterior edge of the upper side, are sparsely beset with shorter and weaker bristles. Fore tarsi

long and slender; their first joint about as long as the other three together, the pulvilli considerably enlarged and elongated. Middle tarsi like the fore tarsi and of a similar color, but their first joint about as long as the other four together, and the pulvilli not quite so large and not quite so elongated as on the fore tarsi. Hind tarsi more infuscated, only the root of the first joint brownish-yellow. Tegulae whitish with whitish cilia. Halteres also whitish. Wings hyaline, but very little tinged with gray; veins brown-black; the posterior transverse vein rather exactly in the middle between the root and the tip of the wing; the first longitudinal vein reaches but very little beyond the third part of the length of the wings.

*Female.* Face very little broader than in the male, with thick white powder, although appearing gray on account of the apparent dark ground-color; it is somewhat deepened upon its larger upper part and gently convex upon its smaller lower part; both parts are divided by an imperfect transverse swelling. Palpi whitish, near the basis somewhat gray. Antennae considerably smaller than in the male, the third joint much smaller, rounded, with an almost imperceptible angle below the insertion of the arista. Front more broad and more green than in the male. Tarsi shorter and usually somewhat more infuscated than those of the male. The pulvilli not enlarged.

*Hab.* Maryland. (Osten-Sacken.)

*Observation 1.*—I believe that I am not mistaken with regard to their belonging together, but I rather preferred to describe them separately. If, contrary to expectation, they should prove as not belonging together, then the name must remain to the male, which I consider as typical.

*Observation 2.*—*D. leucostomus* approaches in its entire habitus several species which I believe must be referred to *Chrysotus* more than any other species of the genus *Diaphorus*, known to me. The elongation into a point of the third joint of the antennae in the male seems to indicate a relationship to *Synarthrus barbatus*; nevertheless the latter differs materially by its narrow, not deepened face, by the conspicuously elongated third joint of the antennae and also by the entirely apical insertion of the arista.

B. The last segment of the fourth longitudinal vein interrupted.

**7. *D. interruptus* LOEW.** ♂.—Obscure virescens, modice nitens, femoribus et tibiis concoloribus, genibus testaceis, tarsis fuscis, venâ alarum longitudinali quartâ interruptâ.

Dark green, moderately shining; femora and tibiæ also green; knees brownish-yellow; tarsi brown; the fourth longitudinal vein interrupted.—Long. corp. 0.23. Long. al. 0.20.

SYN. *Diaphorus interruptus* LOEW, Wien. Ent. Monatschr. V, 37, 9.—LOEW, Neue Beitr. VIII, 59, 6.

*Male.* Rather dark green, not very shining. Face of uniform breadth with the front, very broad for a male, covered with thick whitish dust, so that the ground color becomes invisible, moderately deepened and without a transverse swelling. Palpi and proboscis black. Antennæ black; their first joint somewhat longer than in other species; the third joint rounded; position of the arista distinctly dorsal. Front with thick dusky-whitish powder, so as to conceal the ground color. Cilia of the upper orbit black; the cilia of the lateral and inferior orbits are whitish and form a considerable fringe. Upper side of the thorax and of the scutellum dark-green and dull from grayish dust. Abdomen more shining-green, with extensive but less thick whitish dust and on the anterior part of the segments coppery to a large extent. The four stout bristles on the posterior end of the small and imbedded hypopygium are very prominent. Coxæ black; the fore and middle coxæ on the front side more black-green and fringed with black bristles. Femora metallic green, stout, beset with dense and coarse black hair, on the under side with numerous, but not strong black bristles. Knees yellowish-brown. Tibiæ on the under and front side black-brown, on the upper and hind side dark metallic-green, of strong structure and with unusually strong bristles. Tarsi black-brown, the root of the anterior ones and the under side of all the others more brownish-red; all tarsi are stouter and less elongated than in the other species known to me, also with more hair; the pulvilli are all very much enlarged and elongated. Tegulæ yellowish with pale-yellowish cilia. Wings hyaline, scarcely a little tinged with gray, alternately with yellow and brown veins; first longitudinal vein somewhat distant from the margin of the wing and reaching about as far as the middle of the wing; the third longitudinal vein is very close to the second

and ends long before the tip of the wing, although its end is very much curved backwards; the posterior transverse vein is very short and lies much before the middle of the wing, so that the last segment of the fourth longitudinal vein becomes uncommonly long; the latter diverges very much from the third longitudinal vein, is entirely interrupted upon its second third and the last third, which is remarkable by its slenderness, is pushed forward towards the third longitudinal vein.

*Hab.* Cuba. (Poey.)

*Observation.*—The interruption of the last segment of the fourth longitudinal vein is particularly striking in this species; a trace of it is also found in some of the European species. The position and the course of the third longitudinal vein recall the neururation of *Lyroneurus*.

#### Gen. XXIX. LYRONEURUS.

The following are the characters of the genus *Lyroneurus*: The body is elongated. Eyes upon front and face widely separated in both sexes. Antennæ short; the first joint not hairy, the second transverse, the third short, rounded, distinctly pubescent; arista apical. Wings very large, at the tip broad and very obtuse; the posterior transverse vein does not approach the margin of the wing; the third longitudinal vein very close to the second and very much turned backward at the end; the space between the third and fourth longitudinal veins remarkably broad; last segment of the fourth longitudinal vein distinctly inflected. Feet rather long, but not very slender; first joint of the hind tarsi without bristles. Pulvilli of the fore tarsi in the male not elongated. Hypopygium small, imbedded, at the posterior end with four strong bristles; its appendages are very small and hidden.

The genus *Lyroneurus* is by far the next related to the genus *Diaphorus*. A more minute examination of the American species of *Diaphorus* has satisfied me that this relationship is greater than I supposed, when establishing the genus *Lyroneurus* (Wien. Ent. Monatsch. I, 37). The larger size of the wings, which are very broad at the tip, the greater breadth of the space between the third and fourth longitudinal veins, the distinct flexure of the last segment of the fourth longitudinal vein and the not elongated pulvilli of the fore tarsi in the male, these are the

characters which distinguish *Lyroncurus* from *Diaphorus*. The last of these characters is decisive for the maintenance of the genus *Lyroncurus*, as the elongation of the pulvilli of the fore tarsi in the male cannot be dispensed with in the character of the genus *Diaphorus*, without rendering the limit between *Diaphorus* and *Chrysotus* entirely uncertain.

The genus *Lyroncurus*, to which also belongs *D. adustus* Wied., seems to contain only American species; they appear to be particularly numerous in South America.

The name of the genus (from *λύρα*, the lyre, and *νεῦρον*, the nerve) has reference to the lyre-shaped space between the third and fourth longitudinal veins.

***L. L. cærulescens* Loew.** ♂.—Viridis, thorace et abdominis dorso cæruleis, femorum apice tibiisque totis testaceis, tarsis ex nigro fuscis.

Green, thorax and dorsum of the abdomen sky-blue: tip of the femora and the whole tibiæ brownish-yellow; tarsi black-brown. Long. corp. 0.22. Long. al. 0.25.

Syn. *Lyroncurus cærulescens* Loew, Wien. Ent. Mon. I, 39.—Loew, Neue Beitr. VIII, 60, 1.

Light metallic-green, most of the upper side of the thorax, of the scutellum and the greater part of the upper side of the abdomen sky-blue or violet. Face of considerable and uniform breadth and so thickly covered with gray-whitish dust that no trace of the blue-green ground-color is left. Palpi black, with white-gray dust and with strong black hairs. Antennæ black, short. Front of uniform breadth, equal to that of the face; the dust upon it is so thick that hardly a trace of the ground color is left. Cilia of the upper orbit black, cilia on the lateral and inferior orbits white and forming a rather thick beard. Thorax pale green, upon the middle line and upon the whole hind part sky-blue, or shifting to violet. The rather thick dust on the upper side of the thorax has a gray-brownish tinge. Scutellum blue or violet with gray-brown dust, on each side with a stronger and with a weaker bristle, on the surface bare. Pleuræ green with rather thick gray-white dust. Abdomen cylindrical, metallic-green; its upper side shining blue or violet from the middle of the second segment to the tip. The hair upon the abdomen is black; the bristles on the hind margin of the single segments are but of moderate length.

The lateral margin of the abdomen shows a distinct gray-whitish dust. The small hypopygium is completely imbedded; it has (as I now perceive on a well-preserved specimen) four strong bristles on the hind margin, like the hypopygium of the males of *Diaphorus*; the appendages of the hypopygium are extremely small, and completely hidden. Coxæ black, somewhat shifting to green, rendered gray by a covering of dust; the fore coxæ at the tip are of a dusky-yellowish color, and beset with black bristles, while on their front side there is some pale hair. Femora green, not strong and fringed with comparatively short black hair. On the four anterior femora the tip to a considerable extent, and on the hind femora only the extreme tip are of a brownish-yellow color. Tibiæ brownish-yellow, the tip of the hind tibiæ strongly infuscated, all the tibiæ with but few bristles. Tarsi black-brown, the first joint of the middle tarsi up to its first third, that of the fore tarsi up to the middle, yellow-brownish. Fore tarsi but little longer than the fore tibiæ, and their first joint not quite so long as the rest; their pulvilli not enlarged. Tegulae white-yellowish with brownish-black cilia. Wings grayish hyaline with a greasy lustre; veins brown; the first longitudinal vein lies close to the margin of the wing and reaches only a little over the first quarter of the length of the wings; the costa is rather stout, particularly near the end of the second longitudinal vein; the posterior transverse vein is straight and is pretty much in the middle between the root and the tip of the wing.

*Hab.* Mexico.

#### Gen. XXX. CHRYSOTUS.

The genus *Chrysotus* contains on the average only small species. The eyes of the males in many species meet upon the front; in males of other species they are separated. The front becomes broader towards the vertex in most of these species, and more so than is the case with the species of *Diaphorus*. Antennæ very short; the first joint without any hair; the second transverse; the third rounded, often rather kidney-shaped, sometimes pointed and distinctly hairy; only in one species, which, on account of the agreement of all the other characters, I have located with *Chrysotus*, the third joint of the antennæ is considerably longer, almost of the same shape as in most of the species of *Argyra*. The two-

jointed arista has an apical or a subapical position. Hypopygium imbedded, distinctly hairy; its outer appendages have a lamelliform structure and are usually concealed. Feet rather short and comparatively strong. The first joint of the hind tarsi without bristles. Wings in comparison rather broad and very rounded at the tip; the small transverse vein in most of the species very far distant from the margin of the wing; the last segment of the fourth longitudinal vein straight, parallel or almost parallel to the third longitudinal vein.

I have already expressed myself in detail (see *Diaphorus*) about the difficulty attending the distinction of the genera *Diaphorus* and *Chrysotus*. I have pointed out that I consider the smaller size, the less slender form, the comparatively smaller size of the wings, the smaller length of the feet, the not elongated pulvilli of the fore tarsi in the male and the absence of stronger bristles on the posterior end of the hypopygium, as those characters, which enable us to distinguish the species of *Chrysotus* from *Diaphorus*.

The range of the genus *Chrysotus* is known to be Europe, Asia, Africa, and America. The name of the genus (from χρυσωτός, gilded) has reference to the gold-green color of many species.

Mr. Say has described three North American species of *Chrysotus*; hardly one of the three probably belongs to this genus, as Mr. Say seems to have misunderstood its characters; *Chrysotus nubilus* may be a *Medeterus*, *C. concinnarius* is perhaps a *Diaphorus*, and *C. abdominalis* is probably a *Chrysotinus*. In the next place Mr. Macquart has described a female as *Chrysotus viridifemora*; if face and front are covered with white dust, as it seems to follow from his description, this character and the color of the feet may perhaps help to recognize the species. Finally, Mr. Walker has, in his usual careless manner, published a *Chrysotus incertus*, which probably will remain *incertus* forever; as he has not even stated the sex of the specimen described, his description is of no use whatever.

I know, thus far, twelve North American species of *Chrysotus*, of which five are represented in both sexes, three only in the male, and four in the female sex; two of the latter offer but so little peculiar characteristics, that I hesitate with their publication, while the two others are striking enough to preclude the possibility of a mistake.




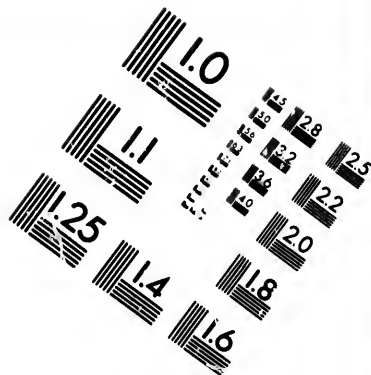
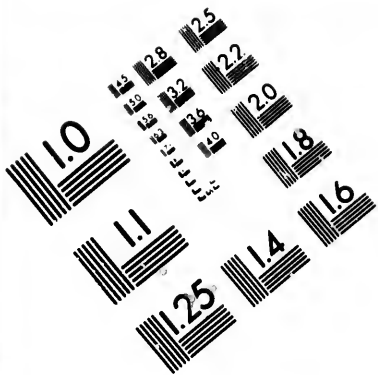
*Table for the determination of the Species.*

1	{ Third joint of the antennæ elongated.	1 <b>cornutus</b> , nov. sp.
	{ Third joint of the antennæ not elongated at all.	2
2	{ Femora of dark color.	3
	{ Femora of pale color.	11
3	{ Ground-color of the palpi pale.	4
	{ Ground-color of the palpi blackish.	5
4	{ Palpi white.	2 <b>longimanus</b> <i>Lw.</i>
	{ Palpi yellow, near the basis blackish.	3 <b>validus</b> <i>Lw.</i>
5	{ Cilia of the tegulæ black.	6
	{ Cilia of the tegulæ pale.	8
6	{ Eyes of the male separated.	6 <b>vividus</b> , nov. sp.
	{ Eyes of the male contiguous.	7
	{ Four anterior tibiæ of the male and all the tibiæ of the female yellow.	4 <b>obliquus</b> <i>Lw.</i>
7	{ Both the fore tibiæ of the male and the four anterior tibiæ of the female yellow.	5 <b>affinis</b> <i>Lw.</i>
8	{ Wings of the male with thickened costa.	9
	{ Wings of the male without a thickened costa.	10
9	{ Costa of the male very much incrassated.	7 <b>costalis</b> <i>Lw.</i>
	{ Costa of the male moderately incrassated.	8 <b>subcostatus</b> , nov. sp.
10	{ Smaller species, with about three bristles on the upper side of the hind tibiæ.	9 <b>discolor</b> <i>Lw.</i>
	{ Larger species, with about five bristles on the upper side of the hind tibiæ.	10 <b>auratus</b> <i>Lw.</i>
11	{ Antennæ entirely black.	11 <b>pallipes</b> <i>Lw.</i>
	{ First joint of the antennæ red.	12 <b>proticornis</b> , nov. sp.

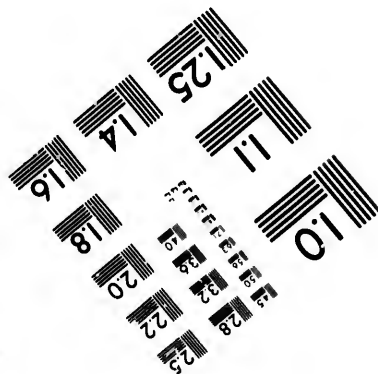
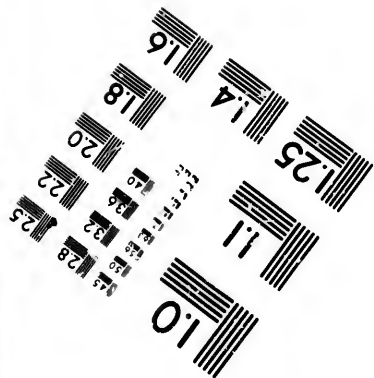
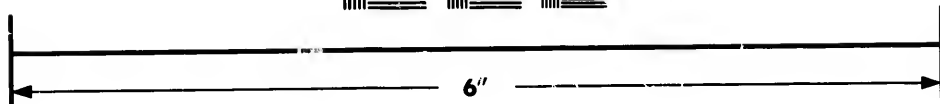
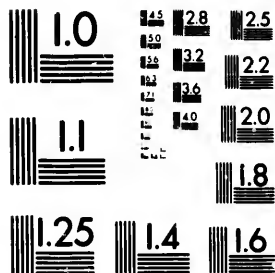
*Systematical arrangement of the Species.*

- I. Third joint of the antennæ elongated.
  1. **cornutus**, nov. sp.
- II. Third joint of the antennæ not elongated at all.
  - A. Femora of a dark color.
    - a. Ground-color of the palpi pale.
      2. **longimanus** *Lw.*
      3. **validus** *Lw.*
    - b. Ground-color of the palpi blackish.
      1. Cilia of the tegulæ black.
      4. **obliquus** *Lw.*
      5. **affinis** *Lw.*
      6. **vividus**, nov. sp.
      2. Cilia of the tegulæ pale.





**IMAGE EVALUATION  
TEST TARGET (MT-3)**



**Photographic  
Sciences  
Corporation**

23 WEST MAIN STREET  
WEBSTER, N.Y. 14580  
(716) 872-4503

1.5 1.8  
1.6 2.0  
1.8 2.2  
2.0 2.5  
2.2 2.8  
2.5 3.2  
3.2 4.0  
4.0 5.0  
5.0 6.3  
6.3 8.0  
8.0 10.0  
10.0 12.5  
12.5 16.0  
16.0 20.0  
20.0 25.0  
25.0 32.0  
32.0 40.0  
40.0 50.0  
50.0 63.0  
63.0 80.0  
80.0 100.0  
100.0 125.0  
125.0 160.0  
160.0 200.0  
200.0 250.0  
250.0 315.0  
315.0 400.0  
400.0 500.0  
500.0 630.0  
630.0 800.0  
800.0 1000.0

1.5 1.8  
1.6 2.0  
1.8 2.2  
2.0 2.5  
2.2 2.8  
2.5 3.2  
3.2 4.0  
4.0 5.0  
5.0 6.3  
6.3 8.0  
8.0 10.0  
10.0 12.5  
12.5 16.0  
16.0 20.0  
20.0 25.0  
25.0 32.0  
32.0 40.0  
40.0 50.0  
50.0 63.0  
63.0 80.0  
80.0 100.0  
100.0 125.0  
125.0 160.0  
160.0 200.0  
200.0 250.0  
250.0 315.0  
315.0 400.0  
400.0 500.0  
500.0 630.0  
630.0 800.0  
800.0 1000.0

a. Costa of the male incrassated.

7. *costalis* *Lw.*

8. *subcostatus*, *nev. sp.*

b. Costa of the male not incrassated.

9. *discolor* *Lw.*

10. *auratus* *Lw.*

B. Femora of a pale color.

11. *pallipes* *Lw.*

12. *picticornis*, *nov. sp.*

*Description of the Species.*

I. THIRD JOINT OF THE ANTENNÆ ELONGATED.

1. ***C. cornutus***, *nov. sp.* ♂.—Obscure viridis, paulo nitens, tertio antennarum articulo elongato, oculis infra antenas contiguus, tegularum ciliis femoribusque nigris, tibiis testaceis, tarsis anterioribus inde ab articulo primi apice posticisque totis fuscis.

Dark green, little shining; the last joint of the antennæ elongated, eyes meeting below the antennæ; cilia of the tegulæ and femora black; tibiæ brownish-yellow; the four anterior tarsi from the tip of the first joint and all the hind tarsi brown. Long. corp. 0.09. Long. al. 0.09.

Dark green, moderately shining. Antennæ black, the third joint uncommonly elongated for a *Chrysotus*, almost of the same shape as in the species of *Argyra*, only somewhat longer, with a blunt tip; arista apical. Front black-green. Coxæ and femora black, the latter with brownish-yellow tip. Tibiæ brownish-yellow, the hindmost black-brown at the tip and fringed on their upper side with a moderate number of bristles. The four anterior tarsi are black-brown from the tip of the first joint; the hind tarsi are of a black-brown color. Cilia of the tegulæ black. Wings of the usual structure peculiar to the genus *Chrysotus*, hyaline with a gray tinge; the small transverse vein is before the middle of the wing and is short.

*Hab.* Illinois. (Le Baron.)

*Observation.*—This species is distinguished from all other species of the genus *Chrysotus* in a striking manner by the unusual elongation of the third joint of the antennæ, agrees, however, completely in all other respects. I have hesitated to establish a new genus upon it, as but a single character constitutes its difference from *Chrysotus*, which character belongs probably only to the male.

## II. THE THIRD JOINT OF THE ANTENNÆ NOT ELONGATED AT ALL.

## A. Femora of a dark color.

## a. Ground color of the palpi pale.

**2. C. longimanus** Lœw. ♂.—Viridis, nitens, palpis albis, tarsis anterioribus tenuibus et longis.

Green, shining, palpi white, the four anterior tarsi long and slender. Long. corp. 0.14. Long. al. 0.14.

Syn. *Chrysotus longimanus* Lœw, Neue Beitr. VIII, 62, 1.

Shining green. Face of uniform, and for a male, rather considerable breadth; the covering of white dust does not entirely conceal the green-blue ground color. Palpi white, not very broad, but for a male rather long. The third joint of the antennæ not large, rather kidney-shaped; the position of the arista rather precisely apical. Front metallic-green, very little dusty and towards the vertex very little enlarged. Upper side of the thorax covered only with a thin brownish-yellow dust. Coxæ and femora black with a blue-green metallic lustre, which is more distinct on the femora; the tip of the fore coxæ yellow, the tip of the posterior coxæ dusky-brown. On the anterior feet the tip of the femora, the tibiæ and the greatest part of the first joint of the tarsi are yellow; the remainder of the unusually slender and long fore tarsi is dark brown; the hind tibiæ are yellow, but distinctly infuscated at the tip; the hind tarsi are dark brown. The hair upon the feet is short and the bristles very scarce. Cilia of the tegulæ pale. Wings distinctly tinged with gray and with rather black veins. The posterior transverse vein is more distant from the root of the wing than in most of the other species.

*Hab.* Middle States.

**3. C. validus** Lœw. ♀.—Aureo-viridis, nitens, palpis flavis, basin versus nigricantibus, pedibus flavis, femoribus posticis excepto apice nigris, viridi-micantibus, femoribus anticis nigro lituratis.

Golden-green, shining, palpi yellow, towards the basis blackish; feet yellow, hind femora with the exception of the tip black, with greenish lustre, the anterior femora striped with black. Long. corp. 0.13. Long. al. 0.13.

Syn. *Chrysotus validus* Lœw, Neue Beitr. VIII, 63, 2.

Golden-green, shining. Face for a female of moderate breadth;

its covering with whitish dust does not entirely conceal the blue-green ground-color; the usual transverse swelling lies, as in most of the other species, usually rather far below its middle; palpi for a female of moderate size, yellowish and blackish at the root. The third joint of the antennæ comparatively not large, rather rounded. Front metallic-green, with thin dust and towards the vertex a little enlarged. Upper side of the thorax only with thin, brownish-yellow dust. Coxæ and hind femora black with metallic-green lustre, which is most distinctly seen on the latter. The tip of the fore coxæ yellow; fore feet yellow; femora on the upper side with a black longitudinal stripe, the tarsi infuscated from the tip of the first joint; middle feet entirely yellow; the tarsi infuscated only from the tip of the first joint; on the hind feet the extreme tip of the femora, the tibiæ and the greater part of the first joint of the tarsi are of a pale color. The hair upon the feet is short and rather delicate, the bristles only few, though the little bristles on the hind tibiæ are rather long. The pale hairs on the cilia of the tegulæ seem to have, in some directions, a dark appearance. Wings only slightly tinged with gray, with dark brown veins. The posterior transverse vein approaches but little the root of the wing, and is somewhat farther from it than in most of the other species.

*Hab.* Middle States. (Osten-Sacken.)

n. Ground color of the palpi blackish.

1. Cilia of the tegulæ black.

**4. C. obliquus** Lœw. ♂ and ♀.—Viridis, nitens, tegularum ciliis nigris, femoribus nigris viridi-micantibus, summo anteriorum apice flavo.

♂. Oculis contiguus, tertio antennarum articulo obliquo, tibiis anterioribus flavis.

♀. Tibiis omnibus flavis.

Shining-green; cilia of the tegulæ black; femora black, with green lustre; the extreme tip of the four anterior femora yellow.

♂. The eyes contiguous; the third joint of the antennæ oblique; the four anterior tibiæ yellow.

♀. All the tibiæ yellow. Long. corp. 0.09—0.10. Long. al. 0.09—0.10. *Syn.* *Chrysotus obliquus* Lœw, Neue Beitr. VIII, 63, 3.

*Male.* Eyes completely contiguous upon the face; the small triangular spot between them, immediately below the antennæ, is

covered with brown-gray dust; the very small palpi black. The third joint of the antennæ comparatively with long hair, rather large, oblique, its upper margin much more arched than the lower margin, which is almost straight; the arista is subapical. Front metallic-green, without a distinct trace of dust, and becoming broader upwards. Thorax shining green, sometimes rather gold-green. Coxæ and femora black with metallic-green lustre; on the four anterior feet the extreme tip of the femora, the tibiæ and the greater part of the first joint of the tarsi are yellow, the following part of the tarsi black-brown; the hind tibiæ and hind tarsi are decidedly of a brown-black color. The hair upon the feet, though somewhat rough, is short, and even on the hind tibiæ of very moderate length; the hind femora have on the under side before the tip but a few bristle-like hairs; the bristles on the tibiæ are very scarce; the pulvilli are very small even on the fore tarsi. Cilia of the tegulæ black, though some of them exhibit in a reflected light a yellow-brownish glitter. Wings somewhat tinged with gray; veins black; the posterior transverse vein very close to the root of the wing; the last segment of the fourth longitudinal vein parallel to the third and ending a little before the tip of the wing.

*Female.* Face of moderate breadth with grayish-white dust upon rather black ground; the usual transverse swelling is far below its middle. Palpi blackish, the third joint of the antennæ smaller than that of males, and its oblique form less striking. The brownish-yellow dust on the upper side of the thorax somewhat more dense than in males. The color of the four anterior feet like that of the males; the hind tibiæ yellow with a somewhat dusky tip; hind tarsi dark brown, the first joint is sometimes more yellowish-brown near the basis. Wings like those of the male, only the anal angle somewhat more protruding.

*Hab.* New York. (Osten-Sacken.)

*Observation.*—I have no ground for doubting that these two sexes belong together, as all those characters which distinguish the male from the female are within the range of the sexual distinctions peculiar to this genus, and the agreement of all the other characters is very striking.



**5. *C. affinis* Loew.** ♂ and ♀.—Viridis, nitens, tegularum ciliis nigris, femoribus nigris viridi-micantibus, summo anteriorum apice ex flavo piceo.

♂. Oculis contiguus, tertio antennarum articulo subobliquo, tibiis anticis ex flavo piceis.

♀. Tibiis anterioribus ex flavo piceis.

Shining green, cilia of the tegulæ black; femora black with green lustre; the extreme tip of the four anterior femora yellow-brownish.

♂. Eyes contiguous; the third joint of the antennæ but little oblique; the fore tibiæ yellow-brownish.

♀. The four anterior tibiæ yellow-brownish. Long. corp. 0.09—0.10. Long. al. 0.10.

Syn. *Chrysotus affinis* Loew, Neue Beitr. VIII, 64, 4.

*Male.* It is so much like the male of *C. obliquus*, that a statement of the differences will be sufficient for its recognition. The third joint of the antennæ is visibly smaller and less oblique; the hind femora have upon the second part of their under side a greater number of bristle-like black hairs; finally the hair upon the hind tibiæ is much longer; the feet are considerably darker; fore tibiæ more yellowish-brown than yellow and towards their tips distinctly dusky; middle tibiæ often almost brown-black, but always with a yellowish-brown basis; middle tarsi entirely black-brown; fore tarsi only near the basis of a pale brown color. I have not discovered any other differences.

*Female.* I have only a single female, which I think belongs here. It resembles the female of the preceding species very much, only the fore tibiæ are more of a brownish-yellow color and dusky towards the tip; the middle tibiæ are still darker than the fore tibiæ and the hind tibiæ are like those of the male, black. The third joint of the antennæ is somewhat smaller than in the females of *C. obliquus*.

*Hab.* Middle States. (Osten-Sacken.)

**6. *C. vividus*, nov. sp.** ♂.—Viridis, nitens, ciliis tegularum nigris, femoribus nigris viridi-micantibus, genibus tibiisque flavis, maris oculis distantibus et eostâ alarum non incrassatâ.

Green, shining, cilia of the tegulæ black, femora black with green lustre, knees and tibiæ yellow; in the male, the eyes separated and the costa not thickened. Long. corp. 0.09. Long. al. 0.09.

Metallic-green, bright, but on the upper side of the thorax with a rather thick brownish-yellow dust and therefore more dull. The

eyes are separated by the face, which is comparatively broad for a male; the face has a rather distinctly impressed middle line, is of a metallic-green color, but opaque on account of the cover of whitish dust. Palpi black, their whitish powder only becomes visible when seen in a very oblique direction. Antennæ black, of middle size, their third joint is somewhat longer than in most of the other species, hairy, and of a somewhat irregular form, because that part, where the arista is inserted, is somewhat produced in the shape of a lobe. Front metallic-green, dull on account of brownish-yellow dust. Coxæ and femora black, the latter with a green metallic lustre; the second joint of the fore coxæ, the tips of all the femora, all the tibiæ and all the tarsi as far as the tip of the first joint, yellow, the end of the feet brownish-black. Hairs and bristles upon the feet very short, the bristles also very few in number. Pulvilli of the fore tarsi rather small. Cilia of the tegulæ black. Wings somewhat grayish, with a rather protruding anal angle; the costa shows no thickening; the last segment of the fourth longitudinal vein is scarcely a little inflected, parallel with the third and ends immediately before the extreme tip of the wing.

*Hab.* Illinois. (Le Baron.)

*Observation.*—It is not necessary, when identifying this species, to pay too much attention to the shape of the third joint of the antennæ, as it sometimes changes its form, especially when recently developed specimens dry up. The separated eyes, the black cilia of the tegulæ, the color of the feet, and the costa without a thickening, are characters which prevent its being confounded with any other species known to me.

2. Cilia of the tegulæ pale.

a. Costa of the male thickened.

**7. C. costalis** Loew. ♂ and ♀.—Viridis, polline confertissimo ex fusco cinereo opacus, femoribus nigris, genibus tibiisque flavis, maris oculis distantibus et mediâ costæ parte valde incrassatâ.

Green, opaque on account of a very thick brownish-gray dust; femora black; knees and tibiæ yellow; the eyes not contiguous in the male and the middle of the costa thickened. Long. corp. 0.09—0.10. Long. al. 0.09.

*Syn.* *Chrysotus costalis* Loew, Neue Beitr. VIII, 64, 5.

*Male.* Ground-color metallic-green, or blue-green, but so thickly covered with brown-gray dust as to conceal this color.

Face broad for a male, though a little narrower downward; the dust is of about the same color as the rest of the body, usually, however, somewhat paler. Palpi black, of middle size. The third joint of the antennæ small, kidney-shaped, with an entirely apical arista. Front quite opaque on account of its thick dust. The metallic-green ground-color of the upper side of the thorax becomes more visible only when seen from behind. Scutellum and abdomen less thickly covered with dust than the thorax, so that their metallic ground-color becomes more apparent in most directions. The hair upon the abdomen appears, in a reflected light, of a pale-brownish color. Coxæ and femora black, without a distinct green lustre, the second joint of the fore coxæ, the extreme tip of all femora, all the tibiæ and all the tarsi as far as the tip of the first joint, yellow; the end of the tarsi dark brown. The hair and bristles upon the feet very short everywhere, the bristles also very scarce; the pulvilli of the fore tarsi rather small. Cilia of the tegulæ pale. Wings somewhat grayish, with a rather protruding anal angle and of more uniform breadth than in most of the other species; the fore margin of the wings shows a strong black thickening, which commences abruptly at the end of the first longitudinal vein, becomes then gradually thinner and disappears already before the end of the second longitudinal vein; the last segment of the fourth longitudinal vein is not inflected at all, parallel with the third and ends rather exactly in the extreme tip of the wing; the posterior transverse vein is almost at an equal distance from the extreme root and from the tip of the wing.

*Hab.* Florida.

*Female.* It resembles the male very much, only the dust upon the whole body is more thick and the green ground-color of the abdomen less bright. The face is not very broad for a female; its covering of thick dust has the same color as that on the rest of the body; although the usual transverse swelling lies somewhat below the middle of the face, it is considerably higher than in the females of all the other species known to me, so that the face is divided by it into two almost equal parts. The wings have the same shape of equal breadth as in the male, show however no trace of a thickening on the fore margin.

*Hab.* Maryland. (Osten-Sacken.)

**S. C. subcostatus**, nov. sp. ♂.—Viridis, polline raro ex fusco cinerec aspersus, femoribus nigris, viridi-micantibus, genibus tibiisque flavis, maris oculis distantibus et mediâ parte costæ modice incrassatâ.

Green, sparsely covered with brownish-gray dust; femora black, with green lustre; knees and tibiae yellow; the eyes in the male separated, and the costa moderately thickened. Long. corp. 0.09. Long. al. 0.09.

Metallic-green or blue-green, upon the thorax with not very thick brownish-gray dust and therefore less shining. Face for a male rather broad, towards the bottom somewhat narrower, with very thick brownish-gray dust. Palpi near the root and margin blackish, upon the middle more brownish; it was not possible to distinguish their color with certainty in the described specimens. Third joint of the antennæ very small; arista apical; front quite opaque on account of a covering of brownish-gray dust. The scutellum and especially the abdomen have very little dust and are shining. The hair upon the abdomen is black. Coxæ and femora black, the latter with a very bright green metallic lustre; the second joint of the fore coxæ, the tip of all femora, the tibiae and all the tarsi as far as the end of the first joint, yellow; the tip of the tarsi dark brown. The hairs and bristles upon the feet everywhere very short, the bristles at the same time very scarce. Pulvilli of the fore tarsi rather small. Cilia of the tegulae whitish. Wings grayish with a rather protruding anal angle; the anterior margin of the wings shows a not very strong, but distinctly visible thickening, which begins abruptly at the end of the first longitudinal vein and thence gradually decreases towards the tip of the wing; the last segment of the fourth longitudinal vein is scarcely a little inflected, parallel with the third, and ends a little before the extreme tip of the wing; posterior transverse vein rather equidistant from the root and the tip of the wing.

*Hab.* Illinois. (Le Baron.)

*Observation.*—*C. subcostatus* is easily distinguished from the male of *C. costalis* by the smaller antennæ, the less thickened costa, the thinner cover of dust, and the green metallic lustre of the femora; from all other species it is distinguished by the thickening of the costa.

b. Costa of the male not thickened.

**9. C. discolor** Loew. ♂ and ♀.—Viridis, nitens, femoribus concoloribus, genibus, tibiis venisque alarum flavis, maris oculis distantibus et abdomine violaceo.

Shining green, also the femora; knees, tibiae and veins of the wings yellow; eyes of the male separated and its abdomen violet. Long. corp. 0.09—0.10. Long. al. 0.10—0.11.

Syn. *Chrysotus discolor* Loew, Neue Beitr. VIII, 65, 6.

*Male.* Shining green. The face rather broad for a male, a little narrower towards the bottom, with yellow-grayish or rather white-grayish dust upon green ground. Palpi rather small, black. The third joint of the antennae not very large with an apical arista. Front with rather thick brownish-yellow dust upon green ground. The upper side of the thorax and the scutellum bright golden-green, the posterior end of the former and the latter sometimes more blue-green. The brownish-yellow dust on the upper side of the thorax is distinct, but not sufficient to conceal the ground-color. The upper side of the abdomen is bright violet, the basis of the first segment and the lateral margin steel-blue or blue-green. Coxae black-green. Femora dark metallic-green. The tip of all the femora and the tibiae yellow; the four anterior tarsi become dusky from the basis so gradually that it is difficult to state where the infuscation begins; on the hind tarsi the yellow coloring extends much farther, so that only the last joints exhibit a distinct dusky tinge. The pulvilli are rather large, especially on the fore tarsi. The hairs and bristles upon the feet are everywhere very short, on the tibiae and tarsi yellowish, with the exception of the stronger bristles at the tip of the middle tibiae. The cilia of the tegulae are pale. Wings hyaline, scarcely a little tinged with gray, with luteous veins, which become a little more dark towards the tip of the wing; the last segment of the fourth longitudinal vein is parallel to the third and ends exactly at the tip of the wing; the posterior transverse vein lies rather exactly in the middle between the extreme root and the tip of the wing; the anal angle of the wings is rather protruding.

*Female.* It differs from the male by the following marks: The face broader, but not too much for a female; the usual transverse swelling is far below its middle. The third joint of the antennae somewhat smaller than that of the male. The abdomen golden-

green, without any trace of a violet coloring. The pulvilli of all the tarsi are very small.

*Hab.* Middle States. (Osten-Sacken.)

**10. *C. auratus* LOEW.** ♀.—Viridis, thorace et scutello auratis, polline lutescente subopacis, femorum nigrorum apice tibiisque omnibus flavis, facie latiusculâ albido-pollinosâ, palpis nigris.

Green, thorax and scutellum gilded, somewhat dull on account of a luteous dust; the tip of the black femora and all the tibiae yellow; the rather broad face covered with white dust; palpi black. Long. corp. 0.11. Long. al. 0.11.

*Svs.* *Chrysotus auratus* LOEW, Neue Beitr. VIII, 65, 7.

Metallie-green. Face even for a female rather broad, with gray-white dust; the usual transverse swelling lies very far below its middle. Palpi black. The third joint of the antennæ rather large for a female, with comparatively long hair. Front golden-green, rather dull on account of a yellowish dust, only a little broader upwards. The upper side of the thorax greenish-golden, but thickly covered with yellow dust and therefore opaque. Color and dust of the scutellum the same as those of the thorax. Abdomen of a purer metallie-green and with less dust, near the basis usually more golden-green. Coxæ black, the extreme tip of the first joint and the second joint of the fore coxæ yellow, the second joint of the hind coxæ yellowish-brown. Femora black with indistinct green or bronze-colored metallie lustre; the tip of the four anterior femora is to a larger, and that of the hind femora to a smaller extent, yellow. The tibiae and the tarsi have the same color, but the latter, towards their end, gradually become dusky. The hair upon the feet is everywhere very short, and the bristles very scarce. Cilia of the tegulae pale. Wings somewhat grayish with brown veins; the posterior transverse vein lies about midway between the extreme root and the tip of the wing.

*Hab.* New York. (Osten-Sacken.)

B. Femora of a pale color.

**11. *C. pallipes* LOEW.** ♂ and ♀.—Viridis, nitens, coxis anticis pedibusque flavis.

Shining green, the fore coxæ and the feet yellow. Long. corp. 0.09—0.10. Long. al. 0.10—0.11.

*Svs.* *Chrysotus pallipes* LOEW, Neue Beitr. VIII, 66, 8.

Both sexes resemble each other very much. Metallic-green, shining. The eyes of the male meet almost completely, so that the face appears small, linear; in the female it is broader and has the usual transverse swelling far below its middle. The dust upon it is white in both sexes. The palpi are rather small and covered with whitish dust so as to conceal the ground-color, which appears to be more yellowish than blackish. The third joint of the antennæ is not large, even in the males, and but little oblique. Front green, rather dull from whitish dust. The upper side of the thorax has a distinct whitish dust, which however does not conceal the ground-color. The black hair upon the abdomen is somewhat longer than in most of the other species. The whole fore coxæ, the tip of the middle and hind coxæ and the whole feet are yellow, even the tarsi are only slightly dusky towards the tip. Cilia of the tegulæ pale. Wings a little grayish, with brownish or brown veins; the posterior transverse vein lies considerably nearer to the root than to the tip of the wing.

*Hab.* Middle States. (Osten-Sacken.)

**12. C. picticornis**, nov. sp. ♂.—*Minutus, viridi-aeneus, modice nitens, oculis infra antennis contiguus, primo antennarum articulo rufis, coxis anticis pedibusque flavis.*

Small, bronze-green, moderately bright; the eyes contiguous below the antennæ; first joint of the antennæ red; fore coxæ and the feet yellow. Long. corp. 0.08. Long. al. 0.08.

Very small, bronze-green, moderately shining. The eyes contiguous below the antennæ. The antennæ small, the first joint red, the following two black, the third rather small and a little oblique; arista apical. Fore coxæ and feet somewhat brownish-yellow. The tip of the hind femora on the upper side and all the tarsi from the tip of the first joint, brown. The hind tibiæ are fringed on the upper side only with a few delicate, not very conspicuous bristles, and show a dusky tinge at the tip. The color of the cilia of the tegulæ I cannot positively state. Wings of the usual structure, grayish-hyaline with brownish-black veins; the posterior transverse vein is rather short and lies before the middle of the surface of the wings.

*Hab.* Illinois. (Le Baron.)

*Observation.*—This description is made only after a single spe-

cimen, and will probably require some correction; the color of the first joint of the antennæ is so characteristic for this species, that there is no probability of its being mistaken for another.

Gen. XXXI. **TEUCHOPHORUS.**

The genus *Teuchophorus* remains hitherto confined to but a few European species. They rather resemble the small species of *Chrysotus*, but are easily distinguished from them by the following characters: Antennæ smaller; arista distinctly dorsal. The abdomen of the male somewhat compressed laterally. The posterior transverse vein, which is far distant from the margin of the wing, has an extremely steep position, so that its posterior end is farther from the root of the wing than its anterior end. The feet of the male are fringed with isolated, strong, stiff bristles, and its hind tibiæ are curved and adorned in various manners. Besides, in all the hitherto known species, the costa of the male is thickened in the same manner as that of the previously described *C. costalis*. The other characters of the genus coincide with those of *Chrysotus*.

The name of the genus (from *τεῦχος*, armor, and *φέρω*, I bear) has probably reference to the peculiar organs with which the male is provided.

Gen. XXXII. **SYMPYCNUM.**

*Characters.* Small, but little shining species, of a rather slender shape. The face is not narrower upwards. Antennæ rather small, in the female shorter than in the male; the first joint without hairs; the arista is inserted upon the edge of the third joint in the vicinity of its basis. The metathorax is not unusually protruding nor elongated. The abdomen of the male is more or less compressed laterally. The hypopygium is small, more or less imbedded; its outer appendages small, sometimes not distinctly visible. The fourth longitudinal vein, towards its end, is perceptibly, although only slightly, approximated to the third and very little convergent towards it; it ends somewhat before or into the tip of the wing; the posterior transverse vein before or upon the middle of the wing, distant from its margin; the sixth longitudinal vein becomes indistinct long before it reaches the margin of the wing.



The feet are sparsely fringed with bristles; the hind tarsi shorter than the hind tibiæ and their first joint without bristles.

The genus *Sympycnus* stands in the closest proximity to *Anepsius*, is, however, very easily distinguished from it by the glabrousness of the first joint of the antennæ. Among the genera which have no hair upon the first joint of the antennæ, *Xanthochlorus*, *Teuchochorus* and *Campsicnemus* are the next to it; they differ from *Sympycnus* by the following characters: 1. *Xanthochlorus* by the depression on the posterior end of the thorax and the prevailing yellow color of the body and of the bristles upon the thorax; 2. *Teuchochorus* by the steeper position of the posterior transverse vein, the thickening of the costa in the male, the isolated and strikingly strong bristles upon the feet and the entirely hidden hypopygium; 3. *Campsicnemus* by the elongated metathorax, by the last segment of the fourth longitudinal vein, which is parallel to the third and ends always beyond the tip of the wings and by the face of the male, which is very narrowed upwards, &c.

The name of the genus (from *σύνπυκνος*, crowded together) has reference to the crowding together of the ends of the fourth and the third longitudinal veins, whereby *Sympycnus* is distinguished from *Campsicnemus* and many other related genera.

I am only acquainted with species from Europe, Africa and North America; the majority of the North American species differ from the European and from the South African species by the fourth longitudinal vein ending exactly into the tip of the wing, while in the other species, this end is distinctly before the tip. As they agree in all other details of organization, there is no ground for a generic separation, but it would be advisable to form of them a group within the genus *Sympycnus*. The character of the genus *Sympycnus*, as hitherto established, requires, with regard to these species, a slight modification, which I have already introduced.

*Table for the determination of the Species.*

1	{	Fourth longitudinal vein ending before the tip of the wing.	1 <i>tertianus</i> , nov. sp.	2
		Fourth longitudinal vein ending into the tip itself.		2
2	{	Antennæ entirely black.	2 <i>frontalis</i> <i>Lw.</i>	3
		Antennæ pale near the basis.		3
3	{	Thorax with dark longitudinal lines.	3 <i>lineatus</i> <i>Lw.</i>	
		Thorax without dark longitudinal lines.	4 <i>nodatus</i> <i>Lw.</i>	

*Systematical arrangement of the Species.*

## I. The fourth longitudinal vein ending before the tip of the wing.

1. **tertianus**, n. sp.

## II. The fourth longitudinal vein ending into the tip itself.

2. **frontalis** Lw.4. **nodatus** Lw.3. **lineatus** Lw.*Description of the Species.*

## I. THE FOURTH LONGITUDINAL VEIN ENDING BEFORE THE TIP OF THE WING.

**1. S. tertianus**, nov. sp. ♂ and ♀.—Ex cinereo virescens, subopacus, thorace non lineato, duobus primis antennarum articulis, palpis, ventre, coxis pedibusque dilutissime flavicantibus, tarsis inde ab articulo primi apice nigricantibus.

♂. Articulo tarsorum posticorum tertio abbreviato et prope apicem pilis paulo longioribus hirsuto.

♀. Pedibus simplicibus.

Gray-greenish, rather dull; thorax without dark lines; the first two joints of the antennæ, palpi, venter, coxæ and feet pale-yellowish; the tarsi from the tip of the first joint blackish.

♂. The third joint of the hind tarsi shortened and rough on account of some longer hairs near the tip.

♀. Feet plain. Long. corp. 0.10. Long. al. 0.10.

Dark grayish-green, rather dull. The front seems to be of the same color. Face grayish. Palpi and the first two joints of the antennæ white-yellowish; the third joint blackish, in both sexes rather rounded. Arista in both sexes plain. Venter whitish-yellow as far as its tip. The hypopygium, as in the other species of this genus, rounded and semi-imbedded; its lancet-shaped exterior lamellæ small, but distinctly perceptible and of rather dark color. The posterior margin of the pleuræ and the coxæ white-yellowish; the four posterior coxæ near the basis more or less infuscated. Feet white-yellowish, with black, somewhat scattered hairs, on the middle and the hind tibiæ with a few black bristles. The tarsi from the tip of the first joint very much infuscated, the hind tarsi from the same spot almost entirely black. The joints of the fore tarsi of decreasing length in the female, while in the male the third and fourth joints are of about the same length. The joints of the middle tarsi are of decreasing length in both sexes. The first joint of the hind tarsi is, in both sexes, a little shorter than

the second; the following joints are, in the female, of decreasing length; in the male the third joint is somewhat shorter than the fourth, and at its end, on the posterior side, beset with longer black hairs. Wings towards the basis very much narrowed; the posterior transverse vein is before the middle of the disk of the wing, but rather exactly in the middle between the extreme root and the tip of the wing; the fourth longitudinal vein ends somewhat before the extreme tip of the wing; in the female, however, at a very small distance from it.

*Hab.* Sitka. (Sahlberg.)

## II. THE FOURTH LONGITUDINAL VEIN ENDING INTO THE TIP OF THE WING.

**2. *S. frontalis* LOEW.** ♂ and ♀.—Nigricans, fronte læte violaceo splendente, antennis totis nigris.

Blackish; the front bright violet; the antennæ entirely black. Long. corp. 0.11. Long. al. 0.12—0.13.

*Syn.* *Sympycnus frontalis* LOEW, *Neu. Beitr.* VIII, 67, 1.

Face in the female of moderate breadth, in the male below very narrow, towards the antennæ broader, with white dust, so that the blue ground-color becomes very little visible. Antennæ black, larger than in the next following species; the first joint rather long; the third joint only with a very short pubescence, larger and ovate in the male, smaller and rather rounded in the female. Front bright steel-blue or violet. Cilia of the inferior orbit whitish. Upper side of the thorax dull on account of a thick gray-brownish dust, nevertheless the green or blue ground-color is distinctly visible through the dust. The scutellum is of the same color as the upper side of the thorax, and has no hairs besides the usual bristles. Abdomen black or greenish-black, the second segment usually with a complete or almost complete yellowish transparent transverse band, the third segment with one, which is interrupted in the middle; moreover the first and fourth segments are usually yellowish-transparent on the lateral margin. The venter is always white-yellowish. The hypopygium, of the same color as the abdomen, is somewhat larger than in the other species of this genus known to me, and but very little imbedded; its outer appendages are so small and hidden that I cannot distinctly perceive their shape. The posterior margin of the

pleuræ, all the coxæ and the feet yellowish. Fore coxæ only with pale hairs. The femora have, besides the usual small bristles immediately before the tip, no other bristles. The fore tibiæ are without bristles, the middle and hind tibiæ with but few bristles. The fore tarsi are more or less infuscated towards their tip; in the female the joints are of decreasing length, the first nearly as long as the three following together; in the male, on the contrary, the first joint is extremely shortened and not quite as long as the last one, the second almost as long as the two following together, the third considerably shorter than the fourth joint, which latter is fringed on its upper side with little curved hairs. The joints of the middle tarsi, which towards their end become more and more dusky, are of decreasing length in the female; in the male their first joint is considerably longer than the following four joints together, the second as long as the following three together, the third and fourth of almost equal length, but very short, on the anterior side bearded with delicate little fringe-like hairs; the fifth joint is somewhat more slender than the two preceding joints and almost as long as these taken together. The hind tarsi, from the tip of the first joint, are more or less infuscated, the first joint much shorter than the second, and the following joints of decreasing length in both sexes. The tegulæ with pale-yellowish cilia. Wings rather long and narrow, but moderately pointed towards the root, in the female less tinged with gray than in the male; the fourth longitudinal vein is parallel with the third and ends rather exactly into the tip of the wing; the posterior transverse vein is perpendicular and lies before the middle of the wing.

*Hab.* Pennsylvania. (Osten-Sacken.)

**3. *S. lineatus* Loew.** ♂ and ♀.—Cinereus, fronte nigrâ, antennarum basi, scutelli margine, ventre pedibusque flavis.

Gray, front black; the root of the antennæ, the margin of the scutellum, the venter and the feet yellow. Long. corp. 0.10—0.11. Long. al. 0.11—0.12.

*Syn.* *Sympycnus lineatus* Loew, Neue Beitr. VIII, 67, 2.

Brownish-cinereous, opaque. Face covered with whitish dust upon black ground; in the female it is rather narrow, in the male so much narrowed that the eyes are contiguous on the lower part of the face. Palpi rather blackish. Antennæ rather short, the

third joint smaller than in the next preceding species, in the male elongated-ovate, in the female considerably shorter, in both sexes with a basal arista; the first joint is always of a yellowish color, the two following paler or darker brown, sometimes rather blackish. Front black. Cilia of the inferior orbit pale. Upper side of the thorax brownish-cinereous, entirely opaque; the humeral corner usually brownish-yellow; on its upper side there are several dark longitudinal lines, the more distinct of which are usually a delicate middle line and two stronger lines alongside of it; the latter bear the middle rows of bristles. These lines disappear, however, when looked upon from another direction, and are not equally distinct and sharply defined in all specimens. Scutellum on the middle of the upper side gray with a metallic-blue lustre, on the margin yellow. Pleuræ gray, their inferior portion more yellow. The metathorax blackish-gray. Abdomen in well colored specimens brownish-gray, in less matured ones more yellowish-brown; the whole venter always pale-yellowish. The small hypopygium is mostly shining black and rather imbedded; the outer appendages are larger than usual in the species of this genus and have almost the form of small filiform lamellæ; their color is a dingy yellowish-brown. Coxæ and feet yellowish. Femora only with the usual bristles immediately before the tip. Fore tibiae without bristles. Middle and hind tibiae with a moderate number of short black bristles. The first joint of the fore tarsi about as long as the three following, which are of decreasing length, most of the fourth and the whole fifth joint black-brown. Middle tarsi from the tip of the first joint more or less dusky; their first joint about as long as the four following together, which are of decreasing length. The first joint of the hind tarsi much shorter than the second, the following of decreasing length. Tegulae with brown margin and with pale-yellowish cilia. Wings tinged with gray, in the male with a cuciform tapering towards the basis; this is not the case in the females; the fourth longitudinal vein is parallel with the third and ends rather exactly into the tip of the wing; the posterior transverse vein is perpendicular and lies rather upon the middle of the wing in the female, considerably beyond it in the male.

*Hab.* Virginia; New York. (Osten-Sacken.)

4. *S. nodatus* Loew. ♂ and ♀.—Cinereus, margine primi antennarum articuli infero, fasciâ abdominis basali maculisque lateralibus, ventre et pedibus flavicantibus, femorum posteriorum apice nigro, setâ antennali maris capitulum minutum apicale gerente.

Gray, the lower margin of the first joint of the antennæ, a band near the basis of the abdomen, lateral spots upon it, venter and feet, yellowish; the tip of the hind femora blackened; the arista of the male at the tip with a small button. Long. corp. 0.10—0.11. Long. al. 0.11—0.12.

Syn. *Sympygnus nodatus* Loew, Berl. Ent. Zeitsch. VI, 215, 68.

Face of the male very narrow, upwards a little broader, with white dust; the face of the female much broader, not perceptibly narrowed below, and much less thickly dusted, so that the black ground-color is distinctly apparent. Antennæ of a stouter structure, and even a little larger than in *S. frontalis*; the first joint rather long, upon the under side always of a yellowish color, sometimes yellow, with the only exception of its upper edge, in which case the yellow coloring extends also on the lower edge of the second joint; the third joint in the male is broad ovate, in the female rounded. Arista basal, in the female somewhat shorter and plain, in the male longer and enlarged at the tip into a small button. The front is gray, but appears in some directions almost black. Upper side of the thorax brownish-gray, opaque, without distinct longitudinal lines, with black bristles. Scutellum usually darker than the upper side of the thorax and without hairs, except the usual bristles. Pleuræ whitish slate-gray, their posterior margin yellowish. Abdomen of a bronze-black, moderately bright coloring, sometimes with a green or blue metallic lustre; upon the second segment there is a very broad, usually interrupted, transverse band; upon the third segment there is also a transverse band, usually interrupted in the middle, and consisting of two yellow lateral spots; the fourth segment has usually a yellow spot on each side. The hypopygium, being of the same color as the abdomen, is of a similar structure as in *S. frontalis*: its small, not easily perceptible, appendages are black. Coxæ and feet yellowish. The fore coxæ are covered only with whitish hair, nevertheless the stronger hairs on the tip assume sometimes a blackish appearance. The femora without any other bristles but those small ones, usually found before the tip; the hind femora are of a brownish-black color to a rather large extent, though their extreme tip is again paler. The fore tibiæ have only a single

small bristle, which is on their upper side, not far from the root; the middle tibiae have only a few bristles; the hind tibiae have a larger number of bristles, but they are mostly very short; in the male there is one bristle on the under side, not far from the basis, which is remarkable for its length. The fore tarsi have  $1\frac{1}{2}$  the length of the tibiae; in the male the first joint is very much shortened and not as long as the last one, the second is as long as the three following together, and usually a little blackened on the extreme tip, the three last ones are black and very little decreasing in length; the last one with somewhat shorter hairs than the two preceding; in the female the fore tarsi are gradually of a darker black-brownish color towards the tip, and their joints are of a decreasing length, the first somewhat longer than the two following, but not quite so long as the three following together. The middle tarsi of the male but little exceed the tibiae in length; their first joint is of a plain structure, but almost  $1\frac{1}{2}$  the length of the other joints and blackened at its tip; the last four joints are black; the second is as long as the last three together, gradually enlarged towards its end, and at the end on the outside, in consequence of the greater length of the appressed black pubescence, elongated into a kind of projection; the third and fourth joints have on the posterior side a few erect crooked hairs. The middle tarsi of the female are plain, scarcely shorter than those of the male, towards the tip gradually of a darker black-brown color; their joints are of a decreasing length, the first is longer than the following two, but shorter than the following three together. The hind tarsi are of the same structure in both sexes, shorter than the tibiae; their last four joints black; the first joint is scarcely longer than the third, the second at least as long as the third and fourth together. Halteres yellowish. Tegulae with a narrow black margin; their cilia appear yellowish in a reflected light, seen towards the light, however, blackish, in the female even often black. Wings grayish hyaline, in the male with the posterior margin somewhat wavy, and towards the basis much more pointed than in the female; the fourth longitudinal vein is parallel to the third and ends precisely at the tip of the wing; the posterior transverse vein is perpendicular and lies upon the middle of the wing.

*Hab.* Illinois. (Le Baron.)

Gen. XXXIII. **CAMPSICNEMUS.**

*Characters.* The first joint of the antennæ without hairs on the upper side; the third more or less pointed, distinctly hairy; the arista inserted on its back, near the basis. Face upwards very narrow, especially in the male. The metathorax is elongated; the abdomen flattened. The small hypopygium imbedded; its appendages extremely small. Feet slender; the first joint of the hind tarsi without bristles. The males are usually remarkable by the peculiar structure of their tibiæ and often also of the tarsi. The last segment of the fourth longitudinal vein, about its first quarter, runs over a distinct convexity of the wing, is parallel to the third longitudinal vein and ends beyond the tip of the wing.

The genus *Campsicnemus* possesses so many remarkable characters that the species belonging to it cannot either be mistaken or confounded with species of another genus. The name of the genus (from *κάμψις*, the curve, and *τίμη*, the tibia) was given because the males of many species are distinguished by the peculiar curvature of their middle tibiæ.

The species hitherto known belong to Europe and North America.

*Description of the Species.*

**1. C. hirtipes** Loew. ♂ and ♀.—Obscure olivaceous, facie ochraceâ, alis infuscatis, coxis anticis pedibusque ex testaceo rufis, tarsis præter basim ex fusco nigris.

♂. Primo tibiæ internediarum dimidio incrassato, tarsisque anticis setas longiores gerentibus.

♀. Pedibus simplicibus.

Dark olive-brown, face ochre-colored; wings blackish-gray; fore coxæ and feet brownish-red; tarsi black-brown with the exception of the root.

♂. The thickened basal half of the middle tibiæ and the fore tarsi beset with long bristles.

♀. Feet plain. Long. corp. 0.08. Long. al. 0.13.

Syn. *Campsicnemus hirtipes* Loew, Neue Beitr. VIII, 68, 1.

Metallic olive-brown. Face very narrow, yellowish-brown, with a bright golden-green spot immediately under the antennæ, which is not always easily discernible. Antennæ entirely black; their third joint in the male long and pointed, in the female short



and small. Front black with a violet, often very bright lustre, immediately above the antennæ with a pale copper-reddish spot. The cilia on the inferior orbit pale. The upper side of the thorax often shows violet reflections. The scutellum shining violet, rarely shining black with an indistinct violet lustre. The color of the abdomen is usually more greenish-black. Fore coxæ brownish-yellow, near the basis blackened; middle and hind coxæ black with brownish-yellow tip. Feet yellowish-red or brownish-red. The extreme tip of the knees blackish-brown and the tarsi from the tip of the first joint black. Sometimes the upper side of the femora is distinctly infuscated. Cilia of the tegulæ black. Wings tinged with blackish-gray and with black veins; the convexity of the wings lies before the first quarter of the last segment of the fourth longitudinal vein.

*Male.* Its fore femora are thickened as far as their middle, and on the under side, precisely at the end of this thickening, they are densely bearded with stiff little bristles; the fore tibiæ are visibly stouter than in the female, beset on the under side with numerous and erect, on the upper side with less numerous and less erect bristles; fore tarsi with unusually long hairs, especially on their first two joints. The structure of the middle femora is similar to that of the fore femora, though their thickening is less strong and reaches as far as the tip; the thick beard on the under side, formed of short stiff bristles, is thus brought nearer to their end. The middle tibiæ are of rather irregular structure; from the basis to about their middle they are distinctly thickened and fringed on the upper side with a few long black bristles, on the under side they are provided with a small tubercle, beset with short bristles. That part of the middle tibiæ, which is not thickened, is of a plain structure, though beset on the under side with a row of rather long, black, bristle-like hairs. The middle tarsi and the whole hind feet are of a plain structure.

*Hab.* Pennsylvania. (Osten-Sacken.)

**2. *C. claudicans*, nov. sp.** ♂ and ♀.—Olivaceus, facie ochraceâ, alis infuscatis, punctum nigrum in ultimo venæ quartæ segmento gerentibus, coxis anticis ex testaceo fuscis, pedibus ex rufo testaceis.

♂. Tibiis intermediis crassissimis, varis, supra nigro-spinulosis, tarsis intermediis totis nigris, articulo primo crasso, recurvo, supra nigro-setoso, tarsis anticis posticisque simplicibus, inde ab articuli primi apice nigris.  
♀. Pedibus simplicibus, tarsis omnibus inde ab articuli primi apice nigris.

Olive-green; the face ochre-yellow; wings infuscated, with a black spot upon the last segment of the fourth longitudinal vein; fore coxæ reddish-brown; feet brownish-red.

♂. Middle tibiæ very stout, crooked, on the upper side with small black spines; the middle tarsi entirely black; their first joint thickened, curved upwards, on the upper side with black bristles; fore and hind tarsi plain, from the tip of the first joint black.

♀. All the feet plain; all the tarsi from the tip of the first joint, black. Long. corp. 0.09. Long. al. 0.14.

Olive-green; thorax more brilliant than the abdomen, near its fore margin with a few strikingly green reflections. Front blackish-blue. Antennæ entirely black; the third joint small and not pointed. Face brownish ochre-yellow. Palpi ochre-brownish. Proboscis black. Cilia of the posterior orbit black above, below pale. Fore coxæ brownish-red, sometimes yellowish-red, with a white reflection near the root and a large part of the outside brown; the four posterior coxæ grayish-black, the trochanters brownish-black. Feet yellowish-red; the knees, especially those of the hind feet, more or less infuscated; all the femora, the fore and hind tibiæ, as also the fore and hind tarsi are plain in both sexes, the latter blackened from the tip of the first joint. The middle tibiæ and middle tarsi are only in the female of the same plain structure and of the same color, while they are distinguished in the male by a very different structure; for its middle tibiæ are uncommonly stout and somewhat curved; the greatest thickness is in their middle; the last two thirds of the posterior side are excised and provided with a brown stripe; before this excision, almost on the upper side of the tibia, there is a longitudinal row of black spine-like bristles, which does not occupy, however, the basal third and the apical one-fourth of the tibia; the second half of the tibia bears upon the other two sides a few long black bristles; the middle tarsi of the male are entirely black; their first joint is somewhat curved upwards at the tip, stout and near the extreme basis a little more swollen, on the upper side excised furrow-like and fringed with a row of black bristles; the following joints are plain, the second not quite so long as the third, and at the extreme basis sometimes of a yellowish-brown color. Wings with a distinct smoky black tinge and with a small blackish spot upon the last segment of the fourth longitudinal vein.

*Hab.* Sitka. (Sahlberg.)

Gen. XXXIV. **PLAGIONEURUS.**

This genus has been established by me (in the Wien. Entom. Monatschr. I, 43) on the species described below, and known as yet only in the female sex, but the extraordinary and peculiar characters of which rendered the establishment of a new genus necessary. The whole habitus approaches the species of *Gymnopternus* and *Pelastoneurus* most, differs, however, from both by the first joint of the antennæ being entirely without hairs and by the posterior transverse vein having an unusually oblique position; from *Gymnopternus* it differs moreover by the course of the last segment of the fourth longitudinal vein, which is almost like that of the genus *Pelastoneurus*. The peculiarities of the female seem to indicate that the hypopygium of the male is disengaged.

The establishment of the characters of this genus on so scanty materials presents many difficulties. I believe, however, that the following may be regarded at least as a temporary definition. The first joint of the antennæ without hairs, the second not reaching thumb-like over the third, on the upper side much longer than on the under side; the third joint short, without distinct hair and with a dorsal arista. The posterior transverse vein very oblique; the last segment of the fourth longitudinal vein runs much forward in its second portion and ends in the vicinity of the third longitudinal vein, so that the first posterior cell becomes very narrow near its end. The first joint of the hind tarsi is without bristles.

The name of the genus (from *πλάγιος*, oblique, and *νεῦρον*, the nerve) has reference to the extraordinary obliqueness of the posterior transverse vein.

**1. P. univittatus** Lœw. ♀.—Viridis, thoracis vittâ mediâ abdominisque fasciis latis purpureis, antennis pedibusque nigris, femoribus virescentibus, genibus tibiisque anteriorum basi testaceis, alis cinereis.

Green, middle stripe of the thorax and broad bands of the abdomen of a purple color; antennæ and feet black, the knees and the basis of the four anterior tibiæ dusky yellow; wings gray. Long. corp. 0.25. Long. al. 0.23—0.24.

Syn. *Plagioneurus univittatus* Lœw, Wien. Ent. Mon. I, 43.—Lœw, Neue Beitr. VIII, 69.

Face not very broad for a female, somewhat elevated, upon its larger upper part with an impressed middle line; the smaller, convex lower part is separated from the upper part by a transverse swelling, incomplete in its middle; the dense, almost silvery-white dust, conceals a great deal of the ground-color of the face. Antennae black. The third joint with a short, but sharp tip; the arista rather strong, with a very short but distinct pubescence. Front bright metallic blue-green. The cilia on the upper orbit black, on the entire lateral and lower orbits white. Thorax metallic-green, only on the fore and lateral margin with a little whitish dust, upon the middle with a not very sharply defined longitudinal stripe, which in some directions appears more black, in others more brown and purple, sometimes of a beautiful cinnamon-brown color. Scutellum metallic-green, with the usual two strong bristles, otherwise bare. On the segments of the abdomen the two first thirds have a dark, the last third a more pale color; the color of the former part shifts from black, through bronze-brown into a beautiful dark violet; on the last third the color is chiefly metallic-green, nevertheless it changes on the anterior part into steel-blue, and on the hind margin of the segment into golden-green or almost a coppery color; on the lateral margin the last third of the segments is covered with white dust. Coxae black with a rather dusky-green lustre; the foremost with white dust, clothed with delicate white little hairs, and at the tip with a few black bristles. Feet black; femora with green lustre; knees brownish-yellow; this coloring extends on the fore tibiae as far as the middle, on the middle tibiae as far as the first third, while on the hind feet it is confined to the tip of the knee. The femora have on the under side from the basis almost as far as the tip, erect, but short, whitish hairs; otherwise their hair is black; middle and hind femora have on the front side before the tip a few insignificant black bristles. The hair upon the tibiae is altogether black, very short, only on the upper side of the hind tibiae somewhat longer, so that its great density is easily perceived; all the tibiae are beset with short and not very numerous black bristles. Wings tinged with smoky gray, the veins brown-black; the posterior transverse vein is so very much oblique as to run parallel to the hind margin of the wing; the last segment of the fourth longitudinal vein approaches the margin of the wing rather closely, without changing its course, then, however, it suddenly turns

towards the front, so as to end rather far from the tip of the wing in the vicinity of the third longitudinal vein.

*Hab.* Cubn. (Riehl.)

*Observation.*—This species is also found in Brazil.

#### Gen. XXXV. LIANCALUS.

The genus *Liancalus* shows the closest relationship to the genera *Scellus* and *Hydrophorus*. It agrees with them in the following characters: The body in general is beset with neither numerous nor long bristles. Wings elongated; the posterior transverse vein very closely approximated to the margin of the wing; feet elongated and slender; the first joint of the hind tarsi on the upper side without bristles, not shorter than the second, but in the majority of the species, longer. Face in both sexes broad, provided with a small tubercle upon the lowest third of each side of the orbit, and with an indistinct swelling running from one tubercle to the other. Antennæ rather short, the first joint without hairs; the apparently bare arista dorsal, distinctly two-jointed. The hypopygium of the male imbedded.

The above mentioned three genera differ sufficiently from the other genera of the *Dolichopodidae* by the above stated characters, which they have in common. The genus *Liancalus* in particular, however, differs from *Scellus* and *Hydrophorus* in the following points: 1. All the femora are slender and unarmed, while the genera of *Scellus* and *Hydrophorus* have the femora very much thickened toward the basis, which at least in the males, is armed on the under side; 2. The segments of the abdomen are beset with bristles before the posterior margin, which is not the case in the species of *Scellus* and of *Hydrophorus*.

The genus *Liancalus* contains as yet only three European and one North American species. They form two groups; in the first the scutellum has only four bristles and the exterior appendages of the hypopygium are more lamelliform, while in the second the scutellum has six bristles and the exterior appendages of the hypopygium are filiform. To the first group belongs *Liancalus lacustris* Scop. and *leucostomus* Loew, to the second *L. virens* Scop. and the following North American species.

The name of the genus (from *λεῖος*, smooth, and *ἄγκυλον*, arm)

has reference to the unarmed fore feet, by which it is distinguished from the next related genera of *Scellus* and *Hydrophorus*.

1. *L. genualis* Loew. ♂ and ♀.—Virescens, thoracis lineis quatuor abdominisque fasciis obscuris, pedibus ex nigro viridibus, genibus flavis, alis maris maculâ apicali nigra, guttam candidam includente, ornatis.

Greenish, four lines upon the thorax, and the bands upon the abdomen dark, feet blackish-green with yellow knees; the tip of the wing in the male with a black spot, which contains a snow-white drop. Long. corp. 0.26—0.28. Long. al. 0.31.

Syn. *Liancalus genualis* Loew, Neue Beitr. VIII, 70, 1.

Closely related to the European *L. virens* Scop. and very much like it, though differing from it in the venuration and the picture of the wings, as also by the greater length of the filiform appendages of the hypopygium. Blue-greenish, somewhat gray from pale dust. Face green or blue with rather whitish dust, which, however does not conceal the ground-color. The large black palpi, fringed with black and comparatively long hair, when seen from the side, usually appear entirely gray-yellowish on account of the dust, with which they are covered. Front green and somewhat spotted with whitish dust. Antennæ entirely black. The cilia of the posterior orbit black above, whitish below. The upper side of the thorax has two narrow, linear longitudinal stripes, separated by a reddish-gray middle line; these stripes are rather black in fully colored specimens; there are besides two lateral stripes, the posterior part of which is bifurcated near the transverse suture. Thus, not much is left of the beautiful blue-green color, except two broad longitudinal stripes, bearing the stronger bristles. Scutellum with six bristles, as in *L. virens*. The abdomen is provided with broad, copper-colored or bronze-brown, sometimes almost black, transverse bands, on the posterior margin of the segments; on the edge of these bands the ground-color of the abdomen changes often into yellowish-green. Coxæ, femora and tibiæ metallic black-green; the knees yellow; the tarsi black. Fore coxæ elongated, cylindrical, on the front side with long whitish hair, at the tip only with a few small black bristles. In the male the second joint of the fore tarsi is uncommonly shortened and somewhat thickened, so as to be the shortest of all joints, and almost as broad as it is long. Cilia of the tegulæ whitish.

Wings with black veins, hyaline, in the female with but few irregular gray spots upon the apical half, in the male moreover near the tip with a few grayish-black longitudinal stripes, and on the tip itself with a black spot, containing near the end of the fourth longitudinal vein anteriorly a round drop, which, the light falling through it, has a snow-white reflection; on the anterior margin of this drop, in the black, there is always a small paler spot. The outline of the wings in the male differs considerably from that of the female, being not only narrower, but also sinuated on their whole posterior margin in a peculiar manner. The exterior appendages of the short black hypopygium are two very long threads, which reach back almost as far as the basis of the abdomen, and which are beset on their whole length with very long pale hairs.

*Hab.* Middle States. (Osten-Sacken.)

Gen. XXXVI. **SCELLUS.**

*Characters.* First joint of the antennæ comparatively narrow, bare; the second short; the third rounded, elongated only in a hitherto undescribed European species, not excised on the edge. Arista dorsal, apparently bare, distinctly two-jointed. The front on the vertex but little deepened, a little narrower anteriorly. The eyes much higher than broad, encased below by the linear cheeks. Face of middling breadth, very long, reaching somewhat below the lower corner of the eye; its lowest sharply-edged part is separated from the narrowly-margined eyes by an incision, which turns away from the eyes on its upper end. Palpi recumbent, of middling and about equal size in both sexes. Proboscis stout. Upper side of the thorax upon its middle with but short bristles. Scutellum flat, with two bristles. Abdomen without bristles and only with scattered and very short hairs. The abdomen of the male has five segments; the first four are normally developed, while the fifth is usually shortened, often also of a different color; the following segment is formed by the short, half-imbedded hypopygium. At its lower end there are two small, dark lamellæ, directed obliquely downwards, which lie so close together as to present the shape of a stout, dentiform projection; besides these, the comparatively thick penis, bent downward and curved, may be seen, but no other appendages. Between

the fourth and fifth abdominal segments of the male, however, two long, mostly pale-colored tape- or thread-like appendages protrude, which are turned either backward or outward; their place of insertion seems to forbid us to take them for representatives of the ordinary external appendages of the hypopygium; thus, we are led to regard as such the previously mentioned inferior appendages; if we do this, then the representatives of the interior appendages will be wanting, unless these same tape- or thread-like appendages are taken for them. If the point of insertion of the tape-like appendages was really at the place where they first appear on the outside, then the question would be solved, as in such a case they could not be considered as appendages of the hypopygium; that however, this is not the case, and that they rather originate much farther inside, and proceed from there upwards between the fourth and fifth abdominal segments, before they reappear on the surface, can be distinctly seen in many specimens; to ascertain their true place of insertion requires the anatomical examination of fresh specimens, for which I have no opportunity at present. The form and position of the hypopygium and of its appendages in the males of *Scellus* has so many peculiar features, that it is difficult to arrive at a conclusion about the true meaning of its different parts. The female abdomen consists of five normally developed segments, followed by one segment more, which is shortened, retracted, and of a different color; the extreme, somewhat opaque tip of the female abdomen is beset with black bristles. The feet are generally bare, middle and hind feet much longer than the fore feet, and, except the thickening of their femora, which belongs to the males of some species, they are more slender than the fore feet; fore femora thickened towards the basis, on the under side with numerous bristles; fore tibiae on the under side with bristles, elongated at the end into a large tooth, which is still larger in the males than in the females; the males have, moreover, a strong spine on the inside, not very far from the basis; the middle tibiae of the male are variously decorated with long curly hairs and stiff bristles, while those of the female are plain; the hind tibiae and the feet in both sexes plain, the joints of the latter of decreasing length; the empodium distinct. Wings long and narrow; the posterior transverse vein oblique and close to the margin of the wing; the third and fourth longitudinal veins converging, the



sixth almost entirely obliterated or existing only as but a short rudiment.

In the genus *Liancalus* we have already mentioned the characters which this genus has in common with *Scellus* and *Hydrophorus*, as also those which distinguish *Scellus* from *Liancalus*; to the latter may be added the presence of the two appendages, peculiar to the males of *Scellus*. The presence of these appendages also distinguishes the species of *Scellus* from *Hydrophorus*, where they are entirely wanting. Moreover the under side of the fore femora and of the fore tibiae in the species of *Scellus* is beset with long spines, catching into each other when the knee is bent, while in the species of *Hydrophorus* there are at the utmost some spine-like bristles on the under side of the fore femora near the basis, otherwise the under side of the fore femora and of the fore tibiae is only beset with very short thorn-like bristles.

The name of the genus (from *σκελός*, with crooked feet) has reference to the peculiar structure of the fore feet.

I know as yet only six species of *Scellus*, of which three are peculiar to North America, one is common to Europe and North America, and two are exclusively European; one of the latter species, occurring in Sweden, is as yet undescribed.

*Table for the determination of the Species.*

1	{ Wings entirely blackened.	1 <b>exustus</b> Walk.
	{ Wings not entirely blackened.	2
2	{ Apical half of the wings black.	2 <b>spinimanus</b> Zt.
	{ Apical half of the wings not black.	3
3	{ Wings entirely tinged with blackish gray.	3 <b>avidus</b> , n. sp.
	{ Wings scarcely a little tinged with gray.	4 <b>filifer</b> , n. sp.

*Description of the Species.*

**1. S. exustus** WALK. ♂ and ♀.—Thoracis dorso æneo-nigro opaco, abdomine cupreo, latera versus viridi, nitidissimo, halteribus nigris, alis nigricantibus ad versus costam nigris, lamellis analibus maris albis, in basi nigris, apicem versus flavis, in summo apice puncto nigro notatis.

The upper side of the thorax bronze-black, opaque; the abdomen copper-colored, laterally green, very bright; halteres black; wings blackish, towards the fore margin entirely black; the anal appendages of the male are white, near the root black, towards the tip yellow, at the extreme tip with a black spot. Long. corp. 0.22. Long. al. 0.26.

Syn. *Medeterus exustus* WALKER, Dipt. Saund. 211.

*Scellus exustus* LOEW, Neue Beitr. VIII, 71, 1.

*Male.* Black. The face rather narrow, opaque from a bright ochre-yellow dust. Antennæ black. Front covered with white dust. The middle of the upper side of the thorax is, at least in my specimen, black, opaque, and exhibits some traces of gray dust; towards the lateral margin it is more bright and shows a less distinct coppery reflection; on the lateral margin itself there is a broad longitudinal stripe covered with white dust. Scutellum with two bristles, opaque upon the middle, with a thin, almost imperceptible coat of white dust, bright on the sides. Pleuræ bronze-black, on the upper half with a dusky copper-colored reflection, on the lower half with a thin gray-whitish dust. Abdomen brilliant coppery-red, in a certain light it appears brass-colored upon the posterior segments, in an oblique direction even green; its first segment almost reddish-violet. The upper appendages, peculiar to the males of *Scellus*, are of a very considerable length, white, near the root black, somewhat enlarged at the tip, curved towards each other and of a yellow color, at the extreme tip black and provided with a tuft of pale hairs, which are turned backwards. Coxæ black, with a thin white-grayish dust, the foremost with extremely short pale hairs, with a few stiff black little hairs and near the tip with a few black bristles. Feet black, the femora more metallic green-black, with coppery reflections; the fore femora but short, very much thickened, toward the basis on the whole under side beset with bristles of different length, on the anterior side with a row of stiff black bristles; middle femora elongated, thin, gently curved, on the under side almost entirely bare; the hind femora near the basis of the under side are enlarged into a large blunt appendage, beset with large black spines, beyond this appendage there is an arch-like excision; then again they are stouter and beset on the under side with black bristles. The fore tibiae, which are comparatively stout, bear on the front side, not far from the basis, a stout black thorn, their tip is elongated into a coarse tooth and their under side, which is beset with black bristles, has somewhat before this tooth a small excision; middle tibiae long and rather slender; their first half has only three short bristles; the second is fringed on the front side with a row of short black bristles; upon the posterior side somewhat beyond the

middle, there are a few long black bristles, and between these and the tip of the tibia, some long, curly black hairs. The hind tibiae are much stronger than the middle tibiae, their first half is stouter than the second and the front side before the tip is armed with a strong black bristle. Tarsi plain, their joints of decreasing length, the first joint of the middle tarsi with a few bristles. Halteres brownish-black. Wings blackish, all their veins broadly margined with black; the margins of the costa and of the first four longitudinal veins are entirely confluent, so that the anterior part of the wings appears altogether black; upon the middle of the posterior transverse vein and upon the curve of the last segment of the fourth longitudinal vein there is a black spot; the costal cell is of a dark brown color.

*Female.* The only female which I possess, is not as well preserved as the described male, especially the characters of the face cannot be recognized with certainty; I would therefore recall the circumstance, that the face of most of the females of *Scellus* is less yellow than in the males. The first joint of the antennae in the female is considerably shorter than that of the male. Fore femora and fore tibiae less stout, though the tip of the latter has also a dentiform, but less stout elongation; their under side has no excision before this tooth and the front side of the tibiae no thorn. Middle femora not curved, on the larger half of their under side with a few sparse bristles. Middle tibiae plain, upon the first half with a considerable number of black bristles, upon the latter part of the posterior side without the curly hairs which are found in the male. Hind femora plain, slender, towards the tip but very little stronger, upon the second part of the under side with about six rather strong black bristles. Hind tibiae without the strong bristle which, in the males, exists at the tip of the front side.

*Hab.* Middle States. (Osten-Sacken); Illinois. (Le Baron.)

**2. *S. spinimanus* Zerr.** ♂ and ♀.—Thoracis dorso obscure aeneo, albido-pollinoso, opaco, abdomine ex viridi cupreo, nitido, halteribus subfuscis, alis nigris, basi et costae dimidiae limbo subalbidis, margine postico toto cinereo, lamellis analibus maris albis, basin versus infra nigro-marginatis, apicem versus flavis, in summo apice puncto fusco notatis.

The upper side of the thorax dusky bronze-colored, with whitish dust;

abdomen coppery-green, bright; halteres brownish; wings black, though the root and the margin of half the costa is whitish, the whole posterior margin gray; anal appendages of the male white, towards the basis on the under side with a black margin, towards the tip yellow, at the extreme tip marked with a brown spot. Long. corp. 0.15. Long. al. 0.19.

Sys. *Hydrophorus notatus* ZETTERSTEDT, Ins. Lapp. 701, 4, in obs.

*Hydrophorus spinimanus* ZETTERSTEDT, Dipt. Scand. II, 445, 5.

*Male.* Blackish bronze-colored. The face is comparatively a little broader than in *S. exustus*, covered with bright ochre-yellow dust and opaque. Antennæ black. Front with whitish dust. The ground-color of the thorax is of a coppery-bronze; upon the middle of the upper side more of a blackish-bronze, but almost everywhere so thickly covered with dust that the coppery lustre is only very little perceptible; the dust on the upper side of the thorax is snow-white, upon the two longitudinal stripes near the lateral margin it is less thick, so that the coppery reflection of the ground-color is more distinct; upon the middle there are two narrow, dark longitudinal lines, close to each other, which do not reach as far as the posterior margin of the thorax. Upon the pleure the color of the dust is more yellowish. The scutellum has two bristles, is rather opaque, with a thin whitish dust. Abdomen green, mostly with a coppery lustre, which becomes much more bright near the lateral margin. The anal appendages are of middling length, white, near the basis on the lower margin with a narrow black border, and on the upper margin usually marked with a blackish spot; beyond the middle they are inflected upwards and gradually assume a yellow color; their extreme tip is marked with a small brown spot and bears a small tuft of delicate pale hairs, which are turned backwards; about the middle of the interior margin there is a similar pubescence; between them, towards the anal region, there is a small tuft of delicate whitish hairs. Coxæ bronze-black; the four anterior with yellow and the two hind ones with a rather whitish dust; the fore coxæ with very short and delicate pale hairs, near and upon the tip with a few black bristles. Feet black, femora and tibiæ more black-green, the former bright coppery. Fore femora short, towards the basis very much thickened, beset on the under side with bristles of different length, on the front side with a row of stiff black bristles. Middle femora long, stronger than in *S. exustus* and more curved, on the latter half of the under side with erect black bristles. Hind

femora of a plain structure, not stouter than the middle femora; their under side has only close before the tip, a few black bristles. The comparatively stout fore tibiae have on their front side, not far from their basis, a stout black thorn; their tip is elongated into a very stout tooth, before which the under side of the tibiae, which is beset with strong bristles, has a small excision. Middle tibiae not quite so long and slender as those of *S. crustus*, on the upper side only with three or four short bristles, on the under side with a row of extremely long, straight, erect black bristles, and on the hind side with long curved hairs, which latter are more dense near the tip and curl up to the shape of a lock of hair. Hind tibiae plain, scarcely stouter than the middle tibiae; on their upper side, not far from the basis, there is a strong bristle, and on the latter half a few small bristles; the under side is beset with short small bristles, which are isolated upon the first part and closer together and in more regular order upon the second half; at the end of the under side there is a considerable number of less strong and less short bristles, of which the last is distinguished by its greater length; on the outside of the tip of the tibiae there are several short and one longer and curved bristle, which has almost the thickness of a thorn. Tarsi plain, the joints of decreasing length, the first joint of the fore and of the middle tarsi with more, that of the hind tarsi with less bristles. Halteres yellowish-brown, the lower part of the knob more dark. The wings of uniform breadth and at the end more rounded than in the other species; an uncommonly large black spot covers their apical half with the exception of a broad gray border on the posterior margin, and extends as a broad cloud along the fifth longitudinal vein almost as far as the anal cell; inside of the discoidal cell it is somewhat paler, otherwise, however, so dark that the two black spots, peculiar to this genus, upon the posterior transverse vein and upon the last segment of the fourth longitudinal vein, can only be perceived when the wing is held towards the light; the anterior part of the wing from the basis as far as the middle is dingy-whitish hyaline; the anal angle and a broad border along the posterior margin are more hyaline-gray.

*Hab.* Fort Resolution, Hudson's Bay Territory. (Kennicott.)

*Female.* It is distinguished from the male by the following characters: Face with pale yellow-grayish, front with brown dust. The middle of the upper side of the thorax with yellow-brownish

dust, marked with a few spots of whitish dust. Its lateral stripes are covered with brown, the edge of the lateral margin, however, again with gray-whitish dust. The abdomen is more green, less coppery and less bright than in the male. The dust upon the pleuræ and upon the fore coxæ is less yellow. The fore femora are of a similar structure as those of the male; the fore tibiæ without a thorn on the inside, elongated at the tip in a much smaller and sharper tooth, before which there is no excision; otherwise the feet are plain, the middle and hind femora straight and much more slender than in the male; middle and hind tibiæ only sparsely beset with scattered bristles.

*Observation.*—As I do not possess a North American female of *S. spinipes*, I have prepared the above description from Swedish specimens.

**3. *S. avidus*, nov. sp.** ♂.—Thoracis dorso æneo-nigro, nitido, margine et lineâ mediâ cinereo-pollinoso, pleurarum plagâ superâ, abdomineque ex viridi læte cupreis, nitidissimis, halteribus albis, alis cinereis, punctis duobus nigris, altero in venâ transversâ posteriore, altero in ultimo venæ longitudinalis quartæ segmento; lamellis analibus maris albis, basi et apice tamen nigris.

Upper side of the thorax bronze-black, shining, its margin and a middle line dusted with gray powder; a large spot on the upper part of the pleuræ and the abdomen bright greenish copper-colored, very shining; halteres white; wings gray with two large dots, one on the posterior transverse vein, the other upon the last segment of the fourth longitudinal vein; the anal appendages of the male are white, but their basis and tip are black. Long. corp. 0.17. Long. al. 0.21.

*Male.* Face somewhat broader than in the previous two species, dusted with bright ochre-yellow powder, opaque. Front with white dust. Antennæ black. Most of the upper side of the thorax bright bronze-black with faint violet reflections; its whole margin has a rather broad border dusted with a whitish-gray powder, and therefore opaque; there is also a narrow middle line, which is much abbreviated behind and likewise dusted with a white-grayish powder. The upper part of the pleuræ, from the shoulder to the root of the wings, is entirely without dust, metallic greenish copper-colored, very much shining; as I have only a single specimen, I am unable to judge with certainty whether this large shining spot is also present in fresh specimens, as I believe it to be, or whether in the above described specimen it is merely

rubbed off; the other parts of the pleuræ are dusted with gray. The scutellum, which has two bristles, is greenish bronze-colored and opaque. The very shining abdomen is of a bright coppery color, but assumes, when its surface is looked upon in a very oblique direction, a green or at least brassy-yellow color. The tape-like anal appendages are very long, somewhat blackened at the basis, and still more so at the tip which is turned upwards, and there beset with a small tuft of blackish hair directed backwards; otherwise their margins are not hairy, although there is a single black bristle where the blackening of the tip begins on the under side in the vicinity of its inner margin. Near the anus between the above mentioned two appendages there are a few small black hairs. Coxæ greenish-black, with white-yellowish dust; the fore-most have besides some pale hairs, almost imperceptible on account of their shortness and delicacy, a few black bristles before and upon the tip. Feet black with a metallic-green reflection, which gradually disappears upon the last joints of the tarsi. Fore femora towards their root not so much thickened as in the two preceding species, beset with strong black bristles of different length on the under side, on the front side with a sparse row of short black bristles. Middle and hind femora long, slender, straight, of a plain structure, beset on the second half with a moderate number of short, scattered black bristles. The moderately stout fore tibiae bear on their anterior side, not far from the basis, a short black thorn and are prolonged at their tip into a large, somewhat clumsy but sharp tooth, before which the under side of the tibia, provided with bristles, has a very small excision. The middle tibiae are long and slender; on the upper side they are beset with only three, on the anterior side with about seven scattered bristles of very moderate length; on the other half of their hind side they bear long curly black hairs. Hind tibiae slender, straight, rather long, only on the second half with a few isolated black bristles; the bristles on the outside of their tip are also only short. Tarsi plain, their joints of decreasing length; the first joint of the fore and middle tarsi on the under side with numerous black bristles, the first joint of the hind tarsi only with a few and much shorter bristles. Wings hyaline-gray, somewhat darker towards the tip on account of the gray margin of the second, third and fourth longitudinal veins; upon the posterior transverse vein and upon

the middle of the last segment of the fourth longitudinal vein there is a gray-blackish spot of considerable size.

*Hub.* Fort Resolution, Hudson's Bay Territory. (Kennicott.)

**4. *S. filifer*, nov. sp. ♂.**—Thoracis dorso cinereo, opaco, abdomine cupreo, cinereo-pollinoso, subopaco, halteribus albidis, alis hyalinis in basi subalbidis, apicem versus cinereo-striatis punctisque duobus majusculis nigricantibus, altero didymo in venâ transversâ posteriore, altero simplici in ultimo venæ longitudinalis quartæ segmento; lamellis analibus maris angustissimis albis, in basi nigris, in summo apice flavicautibus.

Upper side of the thorax gray, opaque; abdomen copper-colored with grayish dust, rather opaque; halteres whitish; wings hyaline, whitish near the root, with gray stripes towards the tip; upon the posterior transverse vein with a double blackish spot of considerable size, and with a similar, but single spot upon the last segment of the fourth longitudinal vein; the anal appendages of the male are very narrow, white, black at the basis and yellowish at the extreme tip. Long. corp. 0.15. Long. al. 0.20.

The narrow face is ochre-yellow. Antennæ black. Front with white dust. Thorax blackish bronze-colored with copper-colored reflections; on the upper side with thick whitish dust, which almost conceals the ground-color, opaque; upon the pleuræ with a somewhat thinner dust of the same color. Upon the middle of the upper side there are two narrow parallel lines of a darker color, which do not reach as far as the posterior margin of the thorax. The scutellum, which has two bristles, is of the same color as the pleuræ. The ground-color of the abdomen is like that of the thorax, is, however, more distinct, not being so thickly covered with dust; towards the lateral margin of the abdomen, where the dust almost entirely disappears, there is a bright copper-colored lustre. The anal appendages of the male, which are turned upwards at their tip, are not ribbon-like, as in the previously described three species, but filiform, white, black at the root, at the tip pale-yellowish to a small extent; on the middle of their exterior margin there is a dense beard of delicate little white hairs; there is no tuft of hairs at their tip. Between them, in the anal region, only a moderate number of short delicate little hairs, which may be easily overlooked, are inserted. Coxæ of a blackish-bronze color with whitish dust; the fore coxæ have, besides



the pale, and, on account of its shortness and delicacy, almost imperceptible pubescence, quite a number of black bristles. Feet black, the femora with a more coppery, the tibiae with a more metallic-greenish tinge. Fore femora rather strongly thickened towards the basis, on the under side with strong black bristles of different length, on the front side only with an imperfect row of short black bristles. Middle femora moderately thickened and strongly curved, on the under side of the basis with two or three not very long, on the apical half with a large number of long, straight and erect bristle-like black hairs. Hind femora plain, of middling stoutness, on the under side with bristle-like short hairs; on the upper side with two longer black bristles, of which the larger is not far from its tip. Fore tibiae strong, with a large and sharp thorn on the front side, not far from the basis; elongated at the tip into a large clumsy tooth; the under side of the tibia, provided with bristles, has no distinct excision before this tooth. Middle tibiae long, straight, a little stronger in the neighborhood of the basis; the first two thirds of their under and posterior side are fringed with long curly black hairs, the end of the under and front side, however, with long and stiff black bristles; on the under side, where these bristles begin, there is between them a somewhat curved black thorn. Hind tibiae straight, on the under side with short but very strong black bristles, one of which, being not far from the tip, is remarkable for its greater length; on the outside of the tip of the tibiae a few shorter and one somewhat longer curved bristle are inserted. Tarsi plain, their joints of decreasing length; the first joint of the fore and middle tarsi on the under side with black bristles, which are of considerable length near the basis of the tarsi, but decrease in length very rapidly so as to be very short on the larger portion of the joint; the under side of the first joint of the hind tarsi is everywhere beset with short black bristles. Halteres pale-yellowish, but the basis of the knob somewhat brownish. Wings hyaline; almost the whole basal third appears somewhat whitish when seen in a certain direction; grayish stripes along the second half of the second and third longitudinal veins, likewise along the tip of the last segment of the fourth and the greater portion of the fifth longitudinal vein; there is also a gray streak between the third and fourth longitudinal veins; upon the posterior transverse vein there is a blackish-gray double spot, and upon the middle of the last segment of the fourth longi-

tudinal vein there is a larger rounded blackish-gray spot, which is less sharply defined on the side turned towards the tip of the wing.

*Hab.* Fort Resolution, Hudson's Bay Territory. (Kennicott.)

Gen. XXXVII. **HYDROPHORUS.**

*Characters.* The first joint of the antennæ short, bare; the second very short; the third rounded, more or less distinctly notched under its tip; arista dorsal, two-jointed, apparently bare. Front a little excavated on the vertex, narrower anteriorly. Eyes large, higher than broad, encased below in the cheeks, which in their structure resemble those of *Orthochile*, and are broader than in the other genera. The face reaches somewhat below the lower corner of the eyes; it is scarcely narrower in the male than in the female, its two upper thirds are usually a little concave; the lowest third is separated from the upper one by two knotlike elevations near the eyes, is convex and ends in a sharp rounded edge. Proboscis of moderate thickness; palpi incumbent, in both sexes rather small. Upper side of the thorax only with moderately long hairs upon its middle. Scutellum rather flat, though somewhat elevated along its middle line, in all species known to me with four bristles. Abdomen broad and rather flat, very short, without bristles; it has five segments in both sexes. The hypopygium of the male is small and imbedded; at its lower end there are two small, dark-colored lamellæ, obliquely turned down, and so closely approximated that they seem to form but one clumsy dentiform protuberance; usually no other appendages are seen besides these. Feet generally bare; middle and hind feet much longer and more slender than the fore feet; fore femora gradually rather thickened towards the root; on their under side, either in both sexes or at least in the male, with short, thornlike bristles; sometimes they are beset with a few longer and thornlike bristles; fore tibiæ on the under side densely beset with very short thornlike bristles; middle tibiæ never beset with longer hairs, even in the male; tarsi plain, their joints very much decreasing in length; the empodium very distinct. Wings long and narrow; the posterior transverse vein close to the margin of the wing; the third and fourth longitudinal veins usually somewhat converging towards their ends; in some species they are parallel; the sixth longitudinal vein usually apparent as far as the middle of its course.

*Hydrophorus* differs from *Scellus* by the fore femora and fore tibiae not being provided on the under side with long thorns, catching between each other, by the tip of the fore tibiae not being elongated into a clumsy projection, by the middle tibiae of the male not being adorned with long hair, by the hypopygium not having those peculiar pale-colored appendages, which distinguish the species of *Scellus*, &c. *Liancalus* has no notches on the third joint of the antennae, its fore femora are not thickened and unarmed, and it has bristles before the incisures of the abdomen, so that no mistake can occur between the species of *Hydrophorus* and *Liancalus*.

The name of *Hydrophorus* (from ὑδωρ, water, and φέρω, to carry) has been bestowed upon these insects with reference to the ability of many of the species to run even upon agitated waters.

The species of *Hydrophorus* known to me are distributed over Europe, Northern Asia, Africa and North America. There is no perceptible habitual difference between the species from the different parts of the globe.

*Table for the determination of the Species.*

1	{ Face with white dust, shining green above.	1 <i>innotatus</i> , nov. sp.
	{ Face with brownish-yellow dust, opaque above.	2
2	{ Third and fourth longitudinal veins convergent.	2 <i>pirata</i> <i>Lac.</i>
	{ Third and fourth longitudinal veins parallel.	3 <i>parvus</i> <i>Lac.</i>

*Description of the Species.*

**1. H. innotatus**, nov. sp. ♂ and ♀.—Olivaceo-aeneus, scutello virescente, abdomine viridi, femoribus tibiisque viridibus, tarsis nigris, facie supra viridi-splendente, polline pleurarum albido, venis alarum emerscentium atris, longitudinalibus tertiâ et quartâ apicem versus paulo convergentibus.

Metallic olive-brown with greenish scutellum and green abdomen; femora and tibiae green; tarsi black; face shining green above; pleurae with whitish dust; wings gray with black veins; the third and fourth longitudinal veins somewhat converging towards their end. Long. corp. 0.13. Long. al. 0.22.

The dust upon the face is yellow-brownish immediately below the antennae; otherwise everywhere white in the male, but so thin upon the entire upper part of the face that its metallic-green color becomes distinctly perceptible; in the female the face is covered with white dust only along the sides, upon the middle with

brownish dust. Antennæ entirely black. Front greenish-black, opaque; seen in an oblique direction the covering of brown dust upon it becomes perceptible, which otherwise is visible only on the anterior margin. The ground-color of the occiput is green and but little covered with brownish-gray dust. The cilia of the upper orbit are, as usual, black, the dense and hair-like cilia on the lateral and inferior orbits, however, rusty-yellowish. The upper side of the thorax metallic olive-brown; the hindmost part with a metallic-green reflection; the dust upon it is brown. Scutellum with four bristles, shining, rather green, though somewhat copper-colored upon its middle. Pleuræ and coxæ with whitish dust. Abdomen metallic-green, shining, especially on the sides; the short hair upon it is blackish, upon the sides of the first segment, however, fallow-yellowish. Fore coxæ on their front side with a very short and delicate whitish pubescence, beset on the upper half of their exterior side with a moderate number of comparatively long black bristles; a few of them are also at the tip. Femora slender, green, with an almost imperceptible grayish dust; the fore femora as usual thickened towards their basis, and beset on the under side near the basis with four or five rather long thornlike bristles; besides these there is, nearer to the anterior margin, an apparently incomplete row of very short bristle-like little hairs, which are but difficult to perceive. Tibiæ dark green, the foremost on their under side uniformly fringed with very short, black thornlike bristles. Tarsi black. Cilia of the tegulæ yellow. Halteres with a dusky yellow peduncle and with blackened knob. Wings very long, tinged with gray, not darker towards the anterior margin and with veins which are black up to the extreme root; the end of the third longitudinal vein is somewhat curved backwards so as to converge distinctly towards the fourth longitudinal vein; no dark spot is to be seen neither upon the fourth longitudinal vein, nor upon the convexity, crossed by the last segment of the fourth longitudinal vein.

*Hab.* Sitka. (Sahlberg.)

*Observation.*—Notwithstanding the not unimportant difference in the coloring of the dust on the lower part of the face between the two sexes described above, I have no doubt that both belong together. From the other North American species, known to me, *H. innotatus* differs by the shining green color of the upper part of the face. Among the European species it can only be

compared to *balticus* Meig., *alpinus* Wahlb. and *callostomus* Lw. It can easily be distinguished from *balticus* by the dark knob of the halteres; from *alpinus* by the want of a curved thorn at the end of the fore tibia; from *callostomus* by its more considerable size and a comparatively narrower face.

**2. *H. pirata* Loew.** ♀.—Olivaceo-eneus, thorace et scutello cupreo-splendentibus, abdomine virescente, femoribus tibiisque viridibus, tarsis nigris, polline faciei opacæ ex fusco ochraceo, pleurarum polline albedo, venis alarum cinerascensium nigris, longitudinalibus tertia et quarta apicem versus paulo convergentibus.

Metallic olive-brown, thorax and scutellum with a copper-colored reflexion; abdomen greenish; femora and tibiae green; tarsi black; the dust upon the opaque face brownish ochre-yellow; that of the pleurae whitish; wings gray with black veins, the third and fourth longitudinal veins somewhat converging towards their ends. Long. corp. 0.15. Long. al. 0.24—0.26.

SYN. *Hydrophorus pirata* Loew, Neue Beitr. VIII, 71, 1.

Face with brownish-yellow dust, entirely opaque. Palpi black and covered with black hairs, on the upper side with brownish-yellow dust. Antennæ entirely black. Front brownish-black, opaque; when seen in an oblique direction, it seems as if partially covered with brownish-yellow dust. On the occiput the ground-color is green, however almost entirely covered with grayish-yellow dust, or rendered very opaque. The cilia of the upper orbit are, as usual, black, the dense and hair-like cilia of the lateral and inferior orbits however, yellow. The upper side of the thorax is metallic olive-brown with a copper-colored reflection; the scarcely perceptible dust upon it is brownish-yellow. Scutellum with four bristles, shining, copper-colored upon the middle, on the margin green. Pleurae and coxae with whitish dust. Abdomen more green than the thorax and with a coppery tinge, upon the greater portion of the last segment and upon the posterior margin of the preceding segments usually beautifully green; its short hair is blackish, only upon the posterior margin of the first and of the last segment it is pale. Fore coxae on their front side with a very short and delicate whitish pubescence, on their exterior margin fringed with black, stiff, but not very strong, bristles, of which there are also a few on the tip. Femora slender, green, and covered with thin, almost imperceptible, whitish dust;

the fore femora as usual, thickened towards the basis, on their under side with two rows of thorn-like bristles, the inner row of which reaches as far as their tip, while the exterior one stops already on the middle of the femora. Tibiæ dark-green, the fore-most uniformly fringed, upon their under side, with very short thorn-like bristles. Tarsi black. Cilia of the tegulae fallowish-yellow. Halteres with a dusky-yellowish peduncle, and with blackened knob. Wings very long, tinged with gray, not darker towards the anterior margin, with black veins up to the extreme root; the end of the third longitudinal vein somewhat approaches the fourth, so that these veins converge distinctly towards their ends; upon the posterior transverse vein and upon the convexity, which the last segment of the fourth longitudinal veins crosses, there is a somewhat more gray spot, which is almost invisible to the naked eye.

*Hab.* Pennsylvania, District of Columbia. (Osten-Sacken.)

*Observation.*—It is difficult to determine, whether *H. pirata* is not one of those four species of *Hydrophorus* which Mr. Walker has described as species of *Medeterus*. They agree in a good many respects not only among themselves, but also with *H. pirata*, while each of them exhibits also some distinguishing feature. *H. viridiflos* must be much more green, according to Mr. Walker's statements, than *H. pirata*; besides, the cilia of the inferior orbit of the former one are white, while those of the latter are yellow; moreover, its abdomen is conical and longer than the thorax, an entirely uncommon character for a female of *Hydrophorus*, and making it almost doubtful whether it really belongs to this genus; finally the veins of the wings are said to be brownish-yellow near the root of the wing; these discrepancies are altogether too great to justify the supposition that *H. pirata* can be identical with *viridiflos* Walker. The face of Walker's female of *H. glaber* is said to be covered with golden-yellow dust, the abdomen on the upper side clothed with brownish-yellow hairs, the femora rather stout and the halteres brownish-yellow. These differences are likewise too important to admit the identity of *H. pirata* with *H. glaber*. The face of Walker's female of *H. chrysologus* is said to be also covered with golden-yellow dust; the wings are said to be brown along the anterior margin, and to measure only three lines in expanse, whereas they measure six lines in *H. pirata*. Under such circumstances the identity of these species is out of question.

In Walker's description of *H. albofloreus*, the brownish-yellow color of the dust upon the face, the color of the halteres and the black color of the hair on the upper side of the abdomen, agree better with *H. pirata*; but it is added, that the thorax is covered with brownish-yellow dust, that the dust upon the femora is of the same color, and finally that the pulvilli are of a pale-yellowish color, of all which there is no trace in *H. pirata*.

**3. *H. parvus* LOEW.** ♂.—Olivaceo-æneus, thorax et scutello cupreo resplendentibus, abdomine obscure virescente, femoribus tibiisque viridibus, tarsis nigris, polline faciei opacæ ex fusco ochraceo, pleurarum polline albido, venis alarum ex nigro cinerascens nigris, longitudinalibus tertiâ et quartâ perfecte parallelis.

Metallic olive-brown, thorax and scutellum with a copper-colored reflection; abdomen dark-green, femora and tibiæ green, tarsi black. The dust upon the entirely opaque face brownish ochre-yellow, that on the pleure whitish; the wings blackish-gray with black veins, the third and fourth longitudinal veins entirely parallel. Long. corp. 0.09—0.10. Long. al. 0.13.

SYN. *Hydrophorus parvus* LOEW, Berl. Entom. Zeitschr. VI, 214, 67.

Resembles in the structure of the body *H. pirata* very much, but sufficiently distinct from it by its smaller size, a more blackish color of the wings and the complete parallel course of the third and fourth longitudinal veins. Face with brownish ochre-yellow dust, entirely opaque, very much narrower upwards. Palpi black, antennæ also black. Front almost velvet-black, with yellow-brownish dust, which is not distinctly perceptible in every direction. Ground-color of the occiput green, covered above with yellowish, below and on the lateral margin with whitish dust. Cilia of the upper orbit black, of the inferior one white. Upper side of the thorax metallic olive-brown with almost violet and copper reflections, the latter of which form two indistinct longitudinal lines and are more extended near the posterior margin of the thorax. Scutellum shining copper-colored, with four bristles, the lateral bristles much shorter than those which are nearer to the tip. The abdomen is green, rather opaque, upon the middle somewhat coppery, on the lateral margin and on the under side distinctly covered with white dust; the very short hair upon it is black. Coxæ, femora and tibiæ black-green. The fore coxæ are fringed on their front side with very delicate whitish hair

which, on account of its shortness, is difficult to perceive; on their exterior side some short white little hairs are also inserted; one of the uppermost, however, is sometimes of a black color. The fore femora, which are moderately thickened towards the root, have, on their under side, a dense row of very short, straight, erect little bristles, and near the basis two or three longer bristles. The under side of the fore tibiae is also provided with a dense row of very short small bristles. Tarsi black. The halteres appear to be black. Wings long, tinged with a gray-blackish color, not darker towards the anterior margin, and up to the extreme root with black veins; the end of the fourth longitudinal vein is completely parallel to the third; the posterior transverse vein is perpendicular, without dark margin and dark spot upon its middle; the convexity crossed by the last segment of the fourth longitudinal vein is not darker than its surroundings.

*Hab.* Pennsylvania.

Gen. XXXVIII. **ACHALCUS.**

*Characters.* Color non-metallic. The first joint of the antennae glabrous, the third pointed-ovate; the long and slender arista subapical. Face narrow. Abdomen with six segments in both sexes; the female abdomen at the end without a coronet of bristles. Hypopygium small; its exterior appendages have the shape of small lamellae. The first joint of the hind tarsi without bristles, shorter than the second. The sixth longitudinal vein of the wings is wanting.

It is impossible to overlook the relationship of the genus *Achalcus* with the four following genera, which are distinguished by the posterior end of the thoracic dorsum being provided with a concave area.

This relationship is also illustrated by the want of the coronet of bristles on the posterior end of the female abdomen, which *Achalcus* has in common with these four genera. I have only a few specimens of *Achalcus flavicollis* in my possession; the manner in which they are pinned renders it impossible to ascertain whether the posterior end of the upper side of the thorax has a concave surface or not; it seems to me that the latter is the case.

The name of the genus (from *a.* non, and *χαλκός*, brass) has reference to the non-metallic color of the species.



The few species of *Achalcus* as yet known, belong all to the European fauna.

Gen. XXXIX. **MEDETERUS.**

*Characters.* Face of both sexes rather broad, and in both with a transverse swelling below its middle. The proboscis very much swollen; when in repose, both sides of its opening are so close together, that its lower surface forms but a single convexity. The first joint of the antennæ glabrous, the third rounded or somewhat ovate, with a slender apical or subapical arista. Eyes not hairy. The upper side of the thorax on its posterior end with a concave declivity. The hypopygium with a short peduncle, entirely disengaged, inflected under the venter, with rather short appendages. Feet rather long and slender, almost entirely without bristles; the first joint of the hind tarsi without bristles, shorter than the second. The third longitudinal vein, in most of these species, ends not far from the tip of the wing, and the last segment of the fourth longitudinal vein converges towards the third.

The genus consists of two groups; the first of these differs from the second by the shorter distance of the posterior transverse vein from the margin of the wing, by a stronger convergency of the third and fourth longitudinal veins, by the smaller length of the first joint of the hind tarsi and a more slender structure of the body.

The name of *Medeterus* (from *μηδέτερος*, neither of the two) was given to this genus, because its species could not be located in any of the two genera of *Dolichopodidæ*, established at that time.

The known species belong to Europe, Northern Asia, Northern Africa, and North America. Of the latter I possess unfortunately only fragments of specimens, so that my statements about them will necessarily be very imperfect.

**1. M. nigripes** LOEW. ♀.—Nigricans, antennis pedibusque concoloribus, thoracis dimidio anteriore albido-bivittato, dimidio posteriore et scutello albido-pollinoso, alis subhyalinis.

Blackish, antennæ and feet of the same color, the anterior part of the thorax with two whitish stripes, the posterior half and the scutellum covered with whitish dust, wings rather hyaline. Long. corp. 0.12. Long. al. 0.12.

Syn. *Medeterus nigripes* LOEW, Neue Beitr. VIII, 73, 1.

Blackish, without metallic lustre. Face opaque from brown dust; its ground-color seems to be greenish-black, below the transverse swelling, above it of a purer black. Palpi and proboscis shining black. Antennæ black. Front opaque from brown dust. The cilia of the inferior orbit pale. The anterior half of the upper side of the thorax is brown with dust and has two distinct, yellowish-white longitudinal stripes, which reach from the anterior margin as far as the impression upon the posterior half; this impression and the scutellum are covered with grayish-white dust. The upper part of the pleuræ is covered with brownish-gray dust; the bristles above the fore coxæ are black. Abdomen black without any distinct trace of dust. Coxæ and feet black; fore coxæ very glabrous, only with a few black bristles near the tip; the extreme tip of the knees dark pitch-brown (which might be easily overlooked). The second joint of the hind tarsi is three times the length of the first one. Cilia of the tegulæ whitish. Halteres whitish with a darker peduncle. Wings hyaline, scarcely a little tinged with gray, with dark-brown veins; the posterior transverse vein distant from the margin of the wing somewhat more than its own length; the third longitudinal vein ends close before the tip of the wing; the last segment of the fourth longitudinal vein is uncommonly straight and its end lies close to the end of the third longitudinal vein.

*Hab.* Middle States. (Osten-Sacken.)

**2. *M. veles* Loew.** ♂.—Nigricans, antennis concoloribus, facie opacâ, pedibus testaceis, femorum dimidio basali ex nigro piceo, alis subhyalinis, maris hypopygio atro, nitido, ovato, subsessili.

Blackish, antennæ of the same color; face opaque; feet yellowish, basal half of the femora brownish-black; wings rather hyaline, hypopygium black, ovate, almost sessile. Long. corp. 0.11. Long. al. 0.11.

*Syn.* *Medeterus veles* Loew, Neue Beitr. VIII, 73, 2.

Blackish, without metallic lustre. Face opaque from brownish-gray dust; its ground-color is black, more distinct upon the part below the transverse swelling, the dust there having been rubbed off. Palpi and proboscis black, shining. Antennæ black. Front opaque from brown-gray dust. The upper side of the thorax is marked in a similar manner as in the preceding species, but the dust on the anterior half is more gray and that on the posterior half and on the scutellum, at least in the described specimen, less

striking. The upper part of the pleuræ is covered with gray dust and the bristles above the fore coxæ are of a pale color. The abdomen is less thickly dusted than the thorax, appears however rather gray in some directions on account of its cover of dust. The peduncle of the hypopygium is so short as to appear sessile; it is rather stout, ovate, almost reversed-pyriform, black, polished on its entire right side and on the latter half of the left side. Coxæ black. Feet brownish-yellow, all femora, from the root as far as the middle, pitch-black, this color vanishing gradually. Cilia of the tegmæ whitish; halteres whitish with a darker peduncle. Wings hyaline, scarcely tinged with a little gray, veins brownish; the posterior transverse vein distant from the margin of the wing more than its own length. The third longitudinal vein ends a little farther from the tip of the wing than in the preceding species; the last segment of the fourth longitudinal vein is also very straight, converges, however, less towards the third longitudinal vein than in *M. nigripes*.

*Hab.* Florida. (Osten-Sacken.)

*Observation.* I have received from Mr. Le Baron two females, captured in Illinois. They are somewhat larger than the above described male, and the lower part of the face is greenish-blue, but very little shining. Otherwise they agree with it perfectly. The different color of the lower part of the face would be a sufficient specific distinction, if the bad condition of the above described male of *M. veles* did not admit the supposition that the difference in its color is an unnatural one. I prefer therefore not to consider these females as belonging to a different species.

#### Gen. XL. **CHRYSOTIMUS.**

*Characters.* Size of the body small. Antennæ small; their first joint glabrous; the third joint very short, usually broader than long, distinctly hairy, with an apical or almost apical arista. Eyes with a very short pubescence. The posterior end of the thorax with a rather large, distinctly concave, sloping area. The bristles upon thorax and scutellum yellow. Abdomen in all the species partially yellow. Feet not elongated; the first joint of the hind tarsi without bristles. Posterior transverse vein upon, or more or less before, the middle of the wing; the last segment of the fourth longitudinal vein neither broken nor distinctly bent

forward, parallel to the third vein and ending into, or somewhat beyond, the tip of the wing. Hypopygium small and imbedded.

The species of *Chryssotimus* were formerly united with the species of *Chrysolus*. The principal difference between these genera consists in the structure of the thoracic dorsum. *Chrysolus* has immediately before the scutellum a small, more or less distinct, transverse swelling, which is separated from the rest of the surface by a rounded impression, and the convexity of the thorax begins here. In *Chryssotimus* this transverse swelling is entirely wanting, and the thorax shows in the middle of its hindmost part a rather conspicuous, distinctly concave surface, sloping towards its posterior margin. Moreover in *Chryssotimus* the feet are much less hairy, the wings comparatively a little larger, the appendages of the hypopygium more concealed, the integuments of the whole body softer, the bristles upon thorax and scutellum not black, but yellow, and the abdomen always, at least partially, of a yellow color, which is not the case with any of the genuine species of *Chrysolus*.

The name of the genus (from χρυσός gold, and τιμή, honor) reminds us of the coloring of the species, as well as of their former connection with the genus *Chrysolus*.

Besides the two North American species, described below, only European species are known.

**I. C. pusio** LOEW. ♀.—Læte viridis, abdominis flavi segmento ultimo viridi, antennis palpisque nigris.

Bright green; abdomen yellow, the last segment green; antennæ and palpi black. Long. corp. 0.07. Long. al. 0.09.

SYN. *Chryssotimus pusio* LOEW, Neue Beitr. VIII, 74, 1.

Face dark-green with a thin white-grayish dust. Palpi brownish-black, appearing rather pale on account of a white-grayish dust. Antennæ entirely black; front shining metallic-green; the frontal bristles black, in another direction fallow-brownish, with a yellow lustre. The cilia of the whole orbit yellowish. Thorax and scutellum pale metallic-green, with whitish dust, but shining and fringed with yellow bristles. Metathorax and pleuræ of the same pale-green color, the latter with thick whitish dust. Abdomen uniformly yellow, only on the upper side of the last segment green. All the coxæ and feet yellow, only the last joint of the

tarsi brownish-black; all the hairs, as well as the few short bristles upon them, are yellowish, though the latter appear dark when held towards the light. Halteres and tegulae yellowish, the latter with yellowish cilia. Wings hyaline with a yellow-grayish tinge and yellow veins; the short and steep posterior transverse vein lies more closely to the axillary incision than to the tip of the wing; its anterior end is not quite so far distant from the extreme basis of the costa as from the tip of the wing.

*Hab.* New York.

**2. *C. delicatus* LOEW.** ♀.—*Læte viridis, abdominis segmentis secundo et tertio flavis, antennis nigris, palpis flavis.*

Bright green, the second and third abdominal segments yellow, antennæ black; palpi yellow. Long. corp. 0.08. Long. al. 0.10.

*Syn.* *Chrysotimus delicatus* LOEW, Neue Beitr. VIII, 74, 2.

Face blackish-green, covered with white-grayish, not very striking, dust. Palpi pale-yellowish. Antennæ black. Front metallic-green, indistinctly covered with whitish dust; frontal bristles black, in another direction fallow-brownish with yellow lustre. The cilia of the orbit seem to be altogether yellow. Thorax and scutellum pale metallic-green, with gray-whitish dust, but shining and fringed with yellow bristles. The metathorax and the pleuræ have a similar, but more dull, coloring; the latter are covered with white-grayish dust. The first and the two last abdominal segments are green and shining, the second and third, in fresh specimens, are undoubtedly of a yellow color; in the only specimen, which I possess, both are infuscated to a considerable extent at their basis; upon the posterior corners they show a dusky-whitish color. The color of the venter cannot be distinctly perceived, but it seems to correspond with that of the upper side. Coxæ and feet yellow, only the last joint of the tarsi brownish-black. All their hairs, as also their bristles, are yellowish, though the latter appear to be dark when held towards the light. Halteres and tegulae yellowish, the latter with yellowish cilia. Wings hyaline, tinged with grayish; towards the anterior margin with a yellow-grayish tinge; the veins on the posterior part are more yellow-brownish, on the anterior part more yellow; the short posterior transverse vein has not such a steep position as in the pre-

ceding species, and is a little more distant from the tip of the wing.

*Hab.* New York.

Gen. XLI. **XANTHOCHLORUS.**

*Characters.* Color of the body non-metallic, yellow, often with green spots. Antennæ very short; their first joint remarkably short and without hairs, the second transverse, the third very short; the arista, which is distinctly clothed with hairs, is inserted upon the back of the third joint, in the vicinity of the basis. The thorax has upon its posterior half an impressed area, which is sloping downwards. The last segment of the fourth longitudinal vein is but very gently inflected, and converges somewhat towards the third longitudinal vein; the sixth longitudinal vein disappears already far before the margin of the wing. Feet rather long; hind tarsi much shorter than the hind tibiæ; their first joint without bristles and shorter than the second. Abdomen of the male not elongated; the hypopygium rather swollen, not imbedded, pointing straight backwards, so that the abdomen thereby appears to be somewhat elongated; the appendages are small, but distinctly visible. The abdomen of the female obtuse at the tip, somewhat impressed below, and without a coronet of bristles.

In consequence of the color of the body, the species of *Xanthochlorus* might perhaps be mistaken for species of the genera *Chrysolimus* and *Saucropus*. In *Chrysolimus* the position of the arista is more subapical; the third and fourth longitudinal veins are parallel, the feet shorter, and the hind tarsi almost as long as the hind tibiæ, the hypopygium of the male is smaller and imbedded, and the last segment of the female abdomen protrudes in the form of a short ovipositor. Of all this, nothing is to be found in *Xanthochlorus*. In *Saucropus* the abdomen is elongated, the hypopygium inflected under the abdomen and the last abdominal segment of the female is a sort of an ovipositor; all this is not to be found in *Xanthochlorus*; the feet of the species of *Saucropus* are also much more elongated than those of the species of *Xanthochlorus*.

The name of this genus (from *ξανθός*, yellow, and *χλωρός*, green) has reference to the peculiar color of the species.

Besides a few European species, only the following North

American species is known, which may perhaps be identical with one of the European species.

**1. *X. helvinus* LOEW.** ♀.—Flavus, fronte, facie et setis thoracis nigricantibus.

Yellow, front, face and the bristles of the thorax blackish. Long. corp. 0.11. Long. al. 0.13.

Syn. *Xanthochlorus helvinus* LOEW, Neue Beltr. VII, 75, 1.

Altogether yellow. Front and face blackish with whitish dust, which is more distinctly visible in an oblique direction. The arista, the bristles on the vertex and on the upper side of the thorax, black, but shifting into brown in a reflected light. A small blackish spot on the pleuræ, immediately below the root of the wing.

*Hab.* Chicago.

*Observation.*—This species resembles the European *X. tenellus* Wied., very much, and is probably a slight variety of it. No plastic distinctions at all are to be seen; the only difference which I can perceive, is the darker color of the bristles upon the vertex and on the upper side of the thorax. The comparison of the male is necessary in order to determine whether this species can be considered as a variety of *X. tenellus*.

#### Gen. XLII. SAUCROPUS.

The species of this genus, which older authors have united with *Porphyrops*, agree in many characters so much, and differ by these characters so sharply from the related species of the *Dolichopodidæ*, that their claim to form a separate genus cannot be questioned. The following are the principal characters of this genus: First joint of the antennæ without hair on the upper side; arista dorsal. The thorax with a sloping area upon the middle of its posterior end. Feet very long and slender; hind tibiæ elongated; the first joint of the hind tarsi without bristles, shorter than the second. Abdomen elongated and narrow; especially in the male. Hypopygium disengaged, short and stout, inflected, with short, very little developed appendages. Color of the body principally, or at least partially, yellow. Hairs and bristles chiefly black.

The characters by which the genus *Saucropus* is distinguished from the related genera, need not be repeated here, as they have already been sufficiently explained among the characters of those genera.

The name of *Saucropus* (from *σαυρός*, delicate, and *πῶς*, foot) has reference to the great slenderness of the feet, which distinguishes all the species of this genus.

The known species are distributed over Europe, America, and South Africa. The American species resemble more those of Europe than those of South Africa; in the latter the third and fourth longitudinal veins are parallel, while in the European species the last segment of the fourth longitudinal vein approaches the third longitudinal vein, although very gradually, still, in general, very strongly.

**1. *S. dimidiatus* Loew.** ♂.—Pallide flavus, thoracis lineâ mediâ et maculâ posticâ nigris, abdomine nigrofasciato, setis coxarum anteriorum albidis.

Pale-yellow, thorax with a black middle line and with a black spot upon the posterior end, abdomen with black bands; the anterior coxæ with whitish bristles. Long. corp. 0.18. Long. al. 0.17.

Syn. *Saucropus dimidiatus* Loew, Neue Beitr. VIII, 75, 1.

Pale-yellowish. Face very narrow, white. Antennæ bright-yellow. Front black with white dust; frontal bristles black. Cilia on the posterior orbit as well as the two stronger bristles behind the upper corners of the eyes, yellow-whitish. Upper side of the thorax reddish-yellow; the middle line and the sloping area on its posterior margin are black. Scutellum whitish-yellow with two strong black bristles; on the outside of each of these bristles there is a very small delicate hair, easily overlooked, which in all our European species is much stronger. Metathorax black; the pleuræ have a small black dot above the middle coxæ. Abdomen with three black transverse bands, the first in the vicinity of the basis of the second segment, the two following near the basis of the third and fourth segments; the two last are somewhat emarginated on the middle of their posterior margin. Hypopygium short and clumsy, shining black; its small exterior appendages are white. Coxæ and feet pale-yellowish; on the fore and middle coxæ there are altogether no black, but only whitish bristles.



cles; the hairs on the front side of the fore coxæ are also whitish; on the outside of the hind coxæ there is a solitary black bristle. Tibiæ and tarsi elongated and very slender; middle and hind tarsi strongly infuscated from the tip of the first joint; the fore tarsi from the tip of the first joint become likewise more dark, though their color changes much more gradually into brown. Cilia of the tegulæ whitish. Wings hyaline with a slight gray-yellowish tinge; the end of the fourth longitudinal vein approaches rather strongly the end of the third.

*Hab.* Florida, District of Columbia. (Osten-Sacken.)

**2. *S. rubellus* Loew.** ♀.--Pallide flavus, thoracis maculâ posticâ, abdominis fasciis setisque coxarum nigris.

Pale-yellow; thorax with a black spot upon the posterior side; abdomen with black bands; coxæ with black bristles. Long. corp. 0.25. Long. al. 0.23.

*Syn.* *Saucropus rubellus* Loew, Neue Beitr. VIII, 76, 2.

Pale-yellowish. Face narrow, white. Antennæ brig' flow. Front black with white-yellowish dust. The frontal bristles and the two stronger bristles behind the upper corners of the eyes, black. Cilia of the orbit yellowish-white. Upper side of the thorax reddish-yellow, the sloping area on its hind margin black. Scutellum yellowish with two strong black bristles; on the outside of each there is a very minute delicate hair, easily overlooked. Metathorax brown only on the upper margin and upon the middle line. Pleuræ with a black dot above the middle coxæ. Abdomen with four black transverse bands of uniform breadth, of which the first near the anterior margin of the second segment, the others on the anterior margins of the following segments; the last of these bands is sometimes indistinct. Coxæ and feet pale-yellowish. The bristles on the fore coxæ black; the hair on the front side blackish, towards the basis of the coxæ pale; middle coxæ with black bristles and hairs; the hind coxæ on their outside with a single black bristle. Tibiæ and tarsi elongated, very slender; the tarsi from the tip of the first joint infuscated. The cilia of the tegulæ yellowish. Wings with a very distinct gray-yellow tinge; the end of the fourth longitudinal vein rather strongly approaches the end of the third one.

*Hab.* Virginia. (Osten-Sacken.)

**3. *S. superbicus* Loew.** ♂ and ♀.—Ex glauco viridis, abdomine late aeneo-viridi, basini versus flavo.

Grayish-green, the abdomen shining metallic-green, towards the basis yellow. Long. corp. 0.13—0.14. Long. al. 0.15.

Syn. *Saucropus superbicus* Loew, Neue Beitr. VIII, 76, 3.

Face of the male entirely linear; that of the female also very narrow, snow-white. Palpi and proboscis dark-yellow. Antennae bright reddish-yellow; the small third joint somewhat infuscated at the tip. Front with thick whitish dust; the frontal bristles black. The cilia of the upper orbit black, those of the lateral and inferior orbits whitish. The upper side of the thorax has a pale, metallic-green ground-color, more copper-colored towards the sides, appears, however, on account of the thick gray-whitish dust, opaque and glaucous. Scutellum more blue-green, but also rather thickly covered with gray-whitish dust; it has two strong black bristles. The pleurae, which are covered with thick white dust, have a grayish-green ground-color, only their posterior margin (*epimera metathoracis*) is of a yellow color. Abdomen somewhat less elongated than in the preceding species; its first segment yellow, usually with a blackish spot on each side, which expands more in some specimens, so that the greater portion of this segment is of a blackish color; the second segment is also yellow, has however on each side a large, bright, metallic-green spot, which reaches from the posterior almost to the anterior margin and not unfrequently comes in contact with the opposite spot and forms a complete band, so that the anterior margin of this segment alone remains yellow. The following segments are on their whole upper side of a very saturate metallic-green coloring and very shining; towards the lateral margin the color often changes more into gold-green, rarely into coppery. Venter yellow. The small rounded hypopygium of the male yellow. All the coxae and the long slender feet pale-yellow; the stronger hairs and bristles on the fore coxae are fallowish-yellow in the males, black-brown in the females; the more delicate hairs are pale-yellowish in both sexes. Tibiae and tarsi very elongated, especially the fore and middle tarsi of the male, the first joint of which is almost as long as the tibiae and considerably longer than the four following joints together; in the female, however, the fore and middle tarsi are less elongated, especially their first joint, though

they exceed the tibiae in length not inconsiderably; the hind tarsi are but a little longer than the tibiae, their first joint not much longer than the second. The tibiae and tarsi of the hind feet are sparsely beset with very short bristles, which, in the female, distinctly differ from the usual short hairs, in the male however scarcely exhibit any difference. The cilia of the whitish tegulae appear in some directions dark-brown, in others shift into yellowish. Wings hyaline, little tinged with grayish; the veins brownish; the long last segment of the fourth longitudinal vein is gently inflected forward and ends rather closely near the end of the third longitudinal vein.

*Hab.* Florida. (Osten-Sacken.)

**4. *S. tenuis*, nov. sp.** ♀.—*Dilute flavescens, fronte, thoracis dorso præter limbos laterales scutelloque præter marginem ex cinereo virescentibus, pleurarum dimidio superiore et metanoto ex glauco cinereis, fasciis basalibus segmentorum abdominalium nigris.*

Pale-yellowish, the front, the back of the thorax, with the exception of the lateral margins, and the scutellum with the exception of its margin, gray-greenish; the upper half of the pleurae and the metathorax greenish-gray; abdominal segments at the basis with black bands. Long. corp. 0.13. Long. al. 0.1.

Pale-yellowish; the face, very narrow for a female, and the palpi have the same color; both are somewhat covered with whitish dust. Antennae pale-yellowish, the third joint somewhat infuscated. The ground-color of the front is greenish, metallic but not shining, covered with rather thick white dust, so that the whole front assumes a pale grayish-green appearance. The greater part of the upper side of the thorax has a similar, but somewhat more green coloring; however, the humeral region, and in connection with it, a large lateral spot near the transverse suture, the lateral margin above the root of the wing and the posterior corners are of a yellowish color. Scutellum grayish-green with yellowish margin. Almost the whole upper half of the pleurae is greenish-gray, yet the color of the described specimen is not sufficiently matured for a more precise statement about the extent of this color; the metathorax is gray. The first abdominal segment is blackish at its basis; the three following segments have each on the anterior margin a broad, black band, which is gradually tapering towards the lateral margin. Feet

pale-yellow; tarsi towards the tip only very little darker, but their small last joint more or less distinctly infuscated, especially that of the fore tarsi. Cilia of the tegulae whitish. Halteres white-yellowish; their knob infuscated on its lower half. Wings hyaline, only a little tinged with grayish; the last segment of the fourth longitudinal vein is only very gently inflected forward from its middle, is in general somewhat distant from the third longitudinal vein, and approaches it, especially at its end, less closely than is the case in the preceding species.

*Hab.* Middle States.

#### Gen. XLIII. **PSILOPUS.**

The genus *Psilopus* can be easily distinguished from the related genera by its peculiar slender structure, the slenderness of its feet, the broad and excavated vertex and the peculiar venation of its wings. The peculiarity of the venation consists, besides the great proximity of the posterior transverse vein to the margin of the wing, especially in the structure of the fourth longitudinal vein; this vein either does not reach the margin of the wing at all, or becomes extremely thin before it reaches it; at the same time it emits anteriorly a robust branch, which bends forward either in a smooth or in an angular curve and ends in the neighborhood of the third longitudinal vein into the margin of the wing; strictly speaking, this anterior branch is the real continuation of the fourth longitudinal vein; its apparent continuation beyond the origin of this branch is an adventitious appendage; and that such is really the case, is proved by those exotic species, where this appendage is entirely wanting.

The species of *Psilopus* exhibit in the structure of the head and of its parts, especially in the antennae, as also in the structure of the feet, of the wings, and of the male organs of copulation, numerous plastic differences, which may easily mislead to the formation of smaller genera. The greater part of these characters are merely ornaments of the males and exclusively specific distinctions, so as to be of little use for the definition of smaller genera; this applies even to the most striking among the other characters, as, for instance, to the either dorsal or apical position of the arista, the either very short or very long pubescence of the second joint of the antennae &c.; these also afford no sharp limits, and there

are species, where the two sexes do not agree in these characters. Mr. Bigot divided the genus *Psilopus* into the following twelve smaller genera: *Megistostylus*, *Mesoblepharus*, *Agonosoma*, *Margaritostylus*, *Oaristylus*, *Condyllostylus*, *Eurostomerus*, *Pasygopsilopus*, *Heteropsilopus*, *Psilopus*, *Sciapus*, and *Ædipsilopus*. In accordance with what I have said above, I cannot adopt these genera, based in part upon differences in the ornamentation of the feet in the male, and upon other distinctions of a similar value. If the genus *Psilopus* is to be further subdivided, this division will have to be based upon the observation, that the species of *Psilopus* diverge in two directions in their general habitus; one of these two sections embraces all our European species, and a number of similar species, mostly from Northern Asia and North America, the other section includes the large majority of the extra-European species. If these two branches are to be raised to independent genera, then such characters must be found, which can distinctly separate them from each other. There is no want of plastic distinctions, which may be used for such a purpose, but they are so manifold and of such an intricate nature that I believe to have found a more useful mark of distinction in the color of the cilia of the tegule, which in all the species of the first branch known to me are whitish, in those of the second branch however black. These characters have been used by me merely for the establishment of the two subsections of the genus *Psilopus*.

Although the species of *Psilopus* are so numerous and apparently resemble each other so much, nevertheless they can be easily distinguished, if only the necessary attention is paid to the plastic differences and not merely to the differences in color, which are often insignificant and more or less inconstant in almost all the species. The males of the different species especially can be easily distinguished, as they are remarkable by peculiarities in the structure of their antennæ, wings and feet, which belong to their sex only; they offer, besides, useful marks of distinction in the anal appendages; among the females of the smaller species, however, the distinction becomes sometimes rather difficult. Of the characters taken from the coloring, the most unreliable are those taken from the coloring of the head, thorax, and abdomen, especially in those species, the metallic coloring of which is shifting between the blue and the green; a little more available are the characters based upon the picture of the wings, if only we do not

neglect to observe that this picture, at least in many species, varies a great deal not only in intensity, but also in extent; useful and rather reliable are the characters based upon the coloring of the feet, but of course then only, when the sex is stated, as in a good many species the feet of the females are much paler than those of the males.

The genus derives its name (from  $\psi\alpha\lambda\acute{o}\varsigma$ , slender, and  $\pi\acute{o}\delta\varsigma$ , foot) from the great slenderness of the feet, peculiar to all the species.

The species of *Psilopus* are numerously represented in all parts of the world.

Say has described several North American species of *Psilopus*. Wiedemann has added a few more. His descriptions, even if judged with leniency, will be found very unsatisfactory, as they relate merely to differences in color, and often do not even state to what sex the specimen belonged; some of them can be applied to whole series of closely allied species. Mr. Macquart's and Mr. Walker's descriptions are not much better; those especially which the latter published in the *Diptera Saundersiana* are remarkable for their entire uselessness, so far that one may be sure not to find in them precisely those data which are indispensable for the recognition of the species of *Psilopus* and for their distinction from each other.

The insufficiency of the existing descriptions renders the determination of the species very difficult; generally we reach only possibilities, sometimes probabilities, very seldom certainty. As I am able to identify only a small number of my species with those which have been described before, I deem it necessary to give here the results obtained from the comparison of the species in my possession with the descriptions of the previous authors, and for this purpose I shall enunciate these descriptions one after the other.

The species heretofore published are the following:—

1. *longicornis* Fabr. Indigenous to the American islands; it has been described by Fabricius, and afterwards again by Wiedemann, from a specimen in the collection of Fabricius; the sex was not stated, but Fabricius's expression "*cauda uncinata*," shows that it was a male; in the description of Wiedemann the following available characters are found: the face only little dusted with white, the basis of the abdominal segments black, wings without dark picture, halteres yellow, feet black, fore tibiae luteous. These characters agree

tolerably well with the two sexes of a species from Cuba, described below as *P. chrysoprasius*, although the face of the male of this species is distinctly covered with dust and the halteres are blackish with a dark yellowish-gray knob. But it evidently results from the statements of Fabricius, that his *P. longicornis* belongs to those species, the arista of which is very elongated and but little shorter than the rest of the body. In *P. chrysoprasius*, on the contrary, the arista is not even as long as head and thorax together. Thus the latter species must be considered distinct from that of Fabricius, as long as their identity has not been proved by the comparison of typical specimens. In Winthem's collection there is a male specimen, marked *P. longicornis*, and designated as Wiedemann's type; it is *P. chrysoprasius*. As Wiedemann, in the description of *P. longicornis*, refers only to the specimen from the collection of Fabricius, it is evident that Winthem's specimen came only later in the possession of Wiedemann, and was probably named by him *P. longicornis*, after comparison with his own description. This is no proof at all of the identity of the genuine *P. longicornis* Fabr. with *P. chrysoprasius*. The specimen in the collection of Fabricius can alone afford light upon this subject.

2. **sipho** Say. The frequent occurrence of the species described below under this name, and the characters which result from a comparison of Say's and Wiedemann's descriptions, leave me no doubt about the correctness of my determination. That Say did not distinguish it from *P. scaber*, a very closely related, but more rare species, results from the fact that there are two specimens in Wiedemann's collection, namely, a male of *P. scaber*, and another of *P. sipho*, both communicated under the latter name by Say himself. The name which Say has given belongs naturally to the common species. The species which Macquart (in *Dipt. exot.* II, 2, 119) described as *P. sipho*, is an entirely different species, probably the one which I described below as *P. jucundus*, from Cuba; however, it may also represent a mixture of several species, as the localities of its occurrence (Pennsylvania, Cuba, Guyana and Brazil) seem to indicate.
3. **unifasciatus** Say. Say describes this species without stating the sex, Wiedemann as *P. Sayi*, after a male specimen, obtained from Say. As there is no sufficient ground for the change in the name of the species, introduced by Wiedemann, the name given by Say must be restored. This species certainly belongs to those with pale-colored cilia of the tegulæ. I know three North American species which answer more or less Say's description with regard to the color of the body; in all three only the first joints of the antennæ are yellowish, the third joint, however, brown; thus all three could not be identified with *P. unifasciatus* Say, if his statement, "*antennæ whitish*," were to be taken literally, which certainly ought not to be done.

The first of my three species is described below as *P. psittacinus*; the male is remarkable by a very uncommon structure of the wings; as Wiedemann's description of the male says nothing about such a structure; moreover, as neither the dust upon the face, nor the color of the first abdominal segment, nor that of the feet agrees with the male of *P. psittacinus*, it is therefore impossible to identify it with Say's species. Of *P. bicolor*, described below, and distinguished by its slender tarsi, I know only the female; it is very much smaller than *P. unifasciatus* should be, according to Say's and Wiedemann's statements; moreover, the wings are not light-yellowish, their veins, however, dark-brown, the face covered with more dust, and the tarsi much paler than they should be in the species of Say; therefore both cannot be taken for one and the same. The third of my species, *P. variegatus*, of which, however, I possess also only the female, has tarsi of a darker color than the two preceding species, though the fore tarsi are not altogether and the hind tarsi not only at the tip, black-brownish; on the contrary, the fore and middle tarsi are blackish from the extreme tip of the first joint, the hind tarsi, however, entirely blackish with the only exception of the root of the first joint; moreover, the face is very thickly covered with dust, the color of the wings not yellowish, and the color of the veins of the wings not dark-brown, so that it would be entirely inadmissible to declare this species for *P. unifasciatus* of Say, which therefore cannot be found among the species known to me. Neither is there any information about it to be derived from Wiedemann-Winthem's collection; there is no specimen in it which bears such a name, nor is there any other to which the description of *P. unifasciatus* might apply.

4. **patibulatus** Say. Say's description agrees well with a species which is very common in North America, similar to *sipho*, but with black feet and smaller; it is described below more in detail under Say's name. Wiedemann's description is but a translation of Say's description of this species, which he seems not to have possessed himself.
5. **femoratus** Say. Judging from Say's description we refer this species into the circle of relationship of *P. scobinator*, *calcaratus*, &c. That this is correct, is confirmed by a statement of Say, which otherwise would have been rather striking. While he describes (*Journ. Acad. Philad.* III, 86, 5) the femora as green, and, with the exception of the hind ones, provided with a pale tip, he speaks (*l. c.* VI, 168, 11) of one specimen with entirely pale femora. Now the males of all the species, which belong to the above-mentioned group, have the femora of precisely the same color as Say first described them, while the females have entirely pale femora. The species, which belong here, are distinguished in the male sex by some peculiarities in the structure of the feet; as Say's description does not mention



them, it is impossible to determine which of the competing species he had before him. Wiedemann's description of the same species affords no light; he does not state the sex of the described specimen, but it is evident from his statements about the color of the feet, that it was a male. If this male specimen were still in his collection, which unfortunately is not the case, the species, which he obtained from Say as *P. femoratus*, could be easily determined. Considering the great similarity of the species belonging to this group, this would by far not settle the question, whether Say had described as *P. femoratus* one of these species, or whether he had mixed it up with others. I regret to say that in Wiedemann's collection there are, under the name of *P. femoratus*, only two females, which, judging by the pins, came from Say; one of these females I believe to be *P. scobinator*, the other *P. caudatulus*. Considering, however, the great difficulties attending the distinction of the females of this group, I cannot render a positive decision. Thus *P. femoratus* of Say, as a species, will have to remain unnoticed, as it cannot be determined with certainty.

6. *pallens* *Wied.* This species is easily recognizable as one of those in my possession. Wiedemann furnishes only the description of the male; in the following I communicate the description of both sexes.
7. *macula* *Wied.* This is a species entirely unknown to me, and remarkable by the unusual picture of the wings.
8. *diffusus* *Wied.* In Wiedemann's collection there are two totally different males under this name. That which bears the etiquette is remarkable by the more diluted, as if diffused, picture of the wings, so that it may be supposed that Wiedemann had this specimen particularly or exclusively in view when he described and named this species. I accept this specimen without hesitation as the genuine *P. diffusus* *Wied.* Upon its etiquette the evidently incorrect statement of its patria, "Savannah," is crossed out and changed by Wiedemann himself into "Rio Janeiro." The other male, placed alongside of the etiquette, is that of *P. jucundus*, common in Cuba as well as in Brazil. In Winthem's collection a male and a female named *P. diffusus* are found. The male is the same as the typical male in Wiedemann's collection. The female, which is alongside of it, agrees very well in many characters with *P. diffusus* ♂, shows however a few differences, such as should not be expected from a female of *P. diffusus*. For the outlines of the picture on the wings are not only better defined, but the blackening on the fore margin begins only beyond the end of the first longitudinal vein, while in the male it begins already before it; besides, the bristles on the fore and middle tibiae are very much longer than in the male of *P. diffusus*. I should not take this female for that of *P. diffusus*, if I had not received a number of precisely similar specimens from Brazil, as being the females of a male belonging to *P. diffusus*. For these

reasons I have no doubt that this is the genuine female of *P. diffusus*. The specimens of my collection show that the difference in the extent of the black coloring on the fore margin of the wings in both sexes is not always so considerable as the pair in Winthem's collection shows it. If then, in accordance with the foregoing, the easily recognizable male of *P. diffusus* is to be stricken out from the list of North American species, I will nevertheless insert here a more accurate description of this species, which has been only insufficiently characterized by Wiedemann.

**P. diffusus** WIED. ♂ and ♀.—Viridis, nitidissimus, fasciis nigricantibus alarum duabus, valde diffluentibus, antice conjunctis et postice abbreviatis, facie nudâ, pedibus nigris, tibiis tarsisque anteriorum testaceis, setis tibiaram anteriorum perlongis, halteribus nigris.

♂. Luobus ultimis tarsorum intermediorum articulis postice candido-pilosis, appendicibus hypopygii majusculis, fuscis.

♀. Tibiis tarsisque intermediis piceis.

Green, very shining; both blackish bands of the wings very diffused, but united in front, abbreviated behind; face without hairs; feet black, tibiae and tarsi of the fore feet brownish-yellow; bristles of the four anterior tibiae very long; halteres black.

♂. The two last joints of the middle tarsi with snow-white hairs on the posterior side; the rather long appendages of the hypopygium blackish-brown.

♀. Middle tibiae and middle tarsi pitch-brown. Long. corp. 0.22—0.23. Long. al. 0.24—0.25.

SYN. *Psilopus diffusus* WIED., Auss. Zweifl. II, 221, 17.

Metallic-green, bright, shining. The lower part of the face, the posterior corners of the thorax and the scutellum (in one of the males) steel-blue. The very much excavated front beset, besides the usual black bristles, in the male with longer, in the female with somewhat shorter and more sparse hairs, which are, on the middle of the front of a whitish, on the sides of a more blackish, in the male even of an almost black color. The rather broad face is glabrous and only very sparsely dusted, its lower part rather distinctly separated from the upper part and the latter rather convex. Antennae black, rather small, the second joint with rather long black bristles; the arista is of more than middling length, and has a subapical position. Palpi black, with numerous black hairs; proboscis brown-black. The bristles of the thorax and the four bristles of the scutellum are black, and rather long. Pleurae with white dust. The green color of the abdomen changes

gradually upon the posterior segments into golden-green, and the last segment is usually entirely, or at least partially, of a steel-blue color. In the male there is, near the basis of each of the abdominal segments, a narrow, but distinct black band; in the female these black bands are still narrower and less striking. The black hair upon the abdomen and the black bristles before the posterior margin of each of the segments are of considerable length. The hypopygium is rather small, its appendages are not sufficiently well preserved in the described male specimens, to recognize their structure accurately; I perceive only that they are of middling length, rather broad, of a dusky brown, and at the tip of a more black color. Coxæ black, covered with a thin whitish dust; the anterior coxæ with comparatively long white hairs and towards the tip with a few black bristles. Femora black, on the under side with long erect hairs, which are white near the basis and black at the tip, and are much longer in the male than in the female. Fore tibiæ and fore tarsi brownish-yellow, the latter blackened near the extreme tip; the fore tibiæ have on the upper side a row of five or six very long black bristles, which is interrupted long before its end, and of which the last one is the longest and somewhat longer in the female than in the male; I perceive in the male on the under side of the fore tibiæ, in the neighborhood of the root, a rather long, but very fine bristle; in the female this bristle is much shorter, and besides, there are two small bristles inserted at equal distances. The fore tarsi in both sexes are slender and of a plain structure; in the male a little over one and a half, in the female one and a half the length of the tibia; they are beset only with the usual black short hair, nevertheless, in the female, there are on the under side of its very elongated first joint four very short bristles, inserted at equal distances and wanting in the male. Middle tibiæ and middle tarsi black in the described male; dark pitch-brown in the female; the middle tibiæ have, besides the bristles at the tip, four black bristles on the upper side, which are rather long in the male, but still longer in the female; on their under side there is in the male only one long black bristle, which is very near the root; in the female there are on the under side, besides the bristles at the tip, three bristles of considerable length, of which that which is nearest to the root is also the longest. The middle tarsi are of moderate length, beset only with the usual black hairs, though there are in both sexes on the under

side of the very elongated first joint a few small, very short bristles; moreover in the male the two last joints, upon their posterior side, are beset with short, but dense, snow-white hair. Hind tibiae and hind tarsi black or brown-black; the usual black hair upon the former is rather long, especially on the inside in the neighborhood of the basis; on the outside is a row of black bristles, which reaches from the basis as far as the middle. Hind tarsi not strong, much shorter than the tibiae, the first joint longer than the following ones taken together. Tegulae with a black margin and with black cilia; the halteres in both sexes brown-black. Wings grayish hyaline, with the usual two blackish transverse bands, which are very extended and diffused, and as they unite again upon the fourth longitudinal vein, they enclose an almost square, not sharply defined, hyaline spot, in the first cell of the posterior margin; the dark coloring begins in the male on the anterior margin of the wing, already before the end of the first longitudinal vein, in the female somewhat beyond it, and extends in all specimens as far as the end of the third longitudinal vein. The posterior transverse vein, which is long and but little inflected, has a very oblique position; the anterior branch of the fourth longitudinal vein forms with it an angle of scarcely sixty degrees, and turns afterwards at a very much rounded right angle towards the tip of the wing.

*Hab.* Brazil.

9. *guttula* *Wied.* Of this species there is a well-preserved pair in Wiedemann's and another in Winthelm's collection. Wiedemann's statement that this species is from Savannah, is a mistake, corrected by himself, and replaced on the etiquette by "Rio Janeiro." In Winthelm's collection also, Brazil is mentioned as the locality. Therefore this species must be stricken out from the list of North American species. As Wiedemann's description is not sufficient, I give a more accurate one as follows:—

**P. guttula** *WIED.* ♂ and ♀.—Obscure æneo-viridis, capite, scutello et thorace postico intellum violaceis, abdomine cupreo, in apice violaceo, in basi plerumque viridi, facie nudâ, pedibus simplicibus, obscuris, alarum fasciis duabus nigris valde dilatatis, antice conjunctis et postice abbreviatis, in venâ longitudinali quartâ confluentibus, ita ut guttam hyalinam majusculam includant.

♂. Tibiis obscure piceis, halteribus ex fusco nigris, abdomine nigro-fasciato, appendicibus hypopygii minuti parvis, nigricantibus.

♀. Tibiis ex flavo testaceis, halteribus flavis, abdomine subobsoleto nigro-fasciato.

Dark bronze-green, head, scutellum and hind part of the thorax sometimes violet; abdomen coppery, at the tip violet, at the basis usually green; face glabrous, feet plain and dark colored; the two broad black bands on the wings are united in front and shortened behind; on the fourth longitudinal vein they again run together, so as to enclose a rather large hyaline drop.

♂. Tibiæ dark pitch brown, halteres brown-black; abdomen with black bands; the small hypopygium with small black appendages.

♀. Tibiæ yellow-brownish; halteres yellow; abdomen with but rather indistinct black bands. Long. corp. 0.18—0.22. Long. al. 0.17—0.19.

SYN. *Psilopus guttula* WIEDEMANN, Auss. Zweifl. II, 222, 18.

Of moderately bright, dark-metallic color, which seems to be chiefly green on head and thorax; on the abdomen principally coppery and violet. Head shining green, rarely shining black-green, though the front is always steel-blue or violet; on the vertex, besides the usual bristles, it is also beset with black hairs. The face is not very broad, without hair, and exhibits but a slight trace of whitish dust. Antennæ black, of moderate size; the bristles of the second joint not very long. Palpi black, beset with a few stiff black hairs; proboscis brown-black. Thorax dark metallic green, usually on the lateral margin and sometimes on the whole posterior half of a violet color. The bristles of the thorax and the four bristles of the green or violet scutellum are black; pleuræ green, on the posterior margin more black, everywhere covered with white dust. Abdomen towards the tip, especially in the male, very pointed; its color is usually chiefly coppery, at the tip always violet, near the basis often green; sometimes the violet color extends almost over the whole abdomen, but even then the posterior margins of the fore and middle abdominal segments remain of a coppery color. In the male each of the abdominal segments has near the basis a broad, but not sharply defined black band; there are also traces of them in the female. The black hair on the abdomen and the black bristles before the posterior margin of each segment are but of middling length. The extremely small hypopygium is black; its short appendages are blackish. Coxæ black with thin white dust, the foremost ones with white hair and in the vicinity of the tip with a few black bristles. Femora black, on the under side with rather long erect white little hairs, inter-

persed now and then with a little black hair. Tibiæ of the male brown, near the root black-brown; the middle tibiæ on the outside with a regular row of obliquely inserted black bristles; on the outside of the fore tibiæ there is a row of five or six black bristles, which does not reach as far as the tip; the hind tibiæ are without bristles. Tibiæ of the female yellow, near the root brown; the fore and middle tibiæ with a few sparse bristles; the hind tibiæ, as in the male, without bristles. Tarsi black-brown, those of the female less dark than those of the male, in both sexes plain; the fore tarsi of the male are about  $1\frac{1}{2}$  the length of the tibiæ, their first joint is about  $1\frac{1}{2}$  the length of the following joints together, and beset upon the middle of the outside with two black bristles; its middle tarsi are not quite  $1\frac{1}{2}$  the length of the tibiæ, their first joint is more than  $1\frac{1}{2}$  the length of all the other joints together, and beset with a few black bristles; its hind tarsi are somewhat stout, shorter than the hind tibiæ, and their first joint not much longer than all the others together. The fore and middle tarsi of the female are somewhat shorter than those of the male, and their first joint is much less elongated; its hind tarsi are more slender than those of the male. The tegulæ have a black margin, and are fringed with long black cilia. The halteres of the male are brown-black, those of the female yellow. Wings hyaline with the usual two black bands, united on the anterior margin and abbreviated before the posterior margin; they expand in a rather unusual manner, and coalesce again upon the fourth longitudinal vein, so as to enclose a large drop in the first cell of the posterior margin; on the anterior margin the darker coloring begins rather far before the end of the first longitudinal vein, and does not reach to the end of the third vein; the anterior branch of the fourth longitudinal vein forms an acute angle with it and turns then at a somewhat rounded angle of about eighty degrees towards the tip of the wing, pursuing this course in a rather straight line; the posterior transverse vein is straight, has, however, a somewhat oblique position.

*Hab.* Rio Janeiro. (Coll. Wied. and Winth.)

10. *caudatus* Wied. Wiedemann's statements seem to prove beyond doubt, that this species belongs to the relationship of *P. sedinator*; among the species of this kind I know but one which, like *caudatus*, is distinguished by the extraordinary length of the hairs at the ex-

tremit tip of the male abdomen; this species, which I have called *P. caudatus*, differs, however, from *P. caudatus* by its smaller size too much, to be mistaken for it. In Wiedemann-Winthem's collection no information whatever is to be found about *P. caudatus*. In the Berlin Museum there is a specimen of *P. comatus*, under the name of *P. caudatus*; I cannot, however, acknowledge the correctness of this determination, as Wiedemann distinctly says that the female of his *P. caudatus* has no black femora, like the male, but yellow ones, while this is not the case with *P. comatus*. The typical specimen of *P. caudatus* is in Westermann's collection.

11. **virgo** *Wied.* The description of a female, which also seems to belong to the circle of relationship of *P. scabinator*. The statements which Wiedemann gives about it are so uncertain, that no conclusion as to the species to which the described specimen belonged can be drawn from them. The size, as stated by Wiedemann, is more considerable than the size of the females of all the species of this relationship that are known to me. The typical specimen is not to be found in Wiedemann's collection, so that a satisfactory solution as to this species is probably never to be expected.
12. **mundus** *Wied.* Of this species there are two males in Winthem's collection, marked as Wiedemann's types. Had I known them before I published the Eighth Part of the "Neue Beiträge," I should not have ventured to describe in that volume *P. ciliatus* as a species different from *P. mundus*. Certainly both specimens in Winthem's collection are very much smaller than the male, which was the type of my description of *P. ciliatus*, and their coloring is darker and more distinctly violet; but in all the plastic characters there is much similitude between them and the male, which I have described. The only plastic difference, which I can discover, is the following: in *P. mundus* there is, besides the row of bristles on the outside of the fore tibiæ, also a second row, placed further towards the inside, and which is tolerably complete; in *P. ciliatus* this second row is also present, but it is as complete as in *P. mundus* only in the vicinity of the root of the tibiæ, further on it is (apparently) more incomplete; however, no accurate judgment can be based on a single specimen, and moreover the difference is so trifling, when compared to the great conformity in the extraordinary structure of the wings and of the fore tarsi, that too much stress is not to be laid upon it. As the name "*ciliatus*" has already been bestowed upon this species, I may be permitted to retain it, until the identity of the species, so named, with *P. mundus* has been more positively established. A separate description of the latter is unnecessary, as no mistake can occur if a proper attention is paid to the description of *P. ciliatus*, as well as to what has just been said about these species.
13. **radians** *Macq.* First described in the "*Suites à Buffon*;" the same

description is found in the *Diptères exotiques II*, 2, 122, only in the latter it is said "*jambes POSTÉRIEURES et intermédiaires jaunâtres*," instead of "*jambes ANTEÉRIEURES et intermédiaires jaunâtres*." That this is merely a misprint, is evident from what Mr. Macquart says in *Dipt. exot. II*, 2, 123, at the top of the page. All the characters stated by Mr. Macquart are also those of *P. longicornis* Fabr., so that Macquart's species cannot be distinguished from it.

14. **portoricensis** Macq. A very incomplete description of a female first given in the "*Suites à Buffon*," and then repeated in the *Diptères exotiques, II*, 2, 121. Mr. Macquart again mentions this species in *Dipt. exot. Suppl. I*, 120, and furnishes there a figure of the wing (tab. xi, fig. 17). The only character contained in the description and which may lead at once to the recognition of this species, is the pubescence at the basis of the arista; another character of this kind may perhaps be found in Macquart's figure of the wing, where the anterior branch of the fourth longitudinal vein is closely approximated to the margin of the wing. I know of no species possessing these characters.
15. **sipho** Macq. I have already remarked that the species, which Mr. Macquart has described under this name, is quite different from the genuine *sipho* Say, and probably identical with *P. jucundus*, with which it will have to be united as a synonym.
16. **incisuralis** Macq. The description (*Dipt. exot. Suppl. I*, 120) has been drawn from a female; in an observation, however, Mr. Macquart declares that he possesses a male belonging to this female; the characters, however, which he furnishes render it very doubtful that they belong together. I therefore take into account the description of the female only. It belongs to the group of species which resemble by the picture of their wings *P. diffusus*, *superbus*, &c., but does not seem to be identical with any of these species; it has also some resemblance with a female in my collection, from Brazil, which Wiedemann himself had determined as *P. guttula*, but which, nevertheless, does not belong to this species; however the band on the wing is much broader and connected with the spot near the tip of the wing not only at the anterior margin, as it is in the other species, but also upon the fourth longitudinal vein. Therefore *incisuralis* seems to be an unknown, but independent species.
17. **delicatus** Walk. A female, evidently belonging to the species with pale cilia of the tegulæ. None of the species, known to me, combines pale-colored two first joints of the antennæ with a green-colored abdomen, except *P. jilipes* Lw.; this species, however, has a whitish and therefore very striking pubescence of the abdomen. Hence *delicatus* Walk. is not among the species known to me.
18. **gemmifer** Walk. The specimen described is a male. In the description no difference can be discovered between it and *sipho* Say, so



that we are induced to take it for a specimen of the latter with a but little developed picture of the wings, unless much stress is laid upon the circumstance, that Walker calls the appendages of the hypopygium "dark pitchy," while they are of a brown-black color, even in specimens the color of which is but little developed.

19. **chrysoprasi** Walk. Described without statement of the sex. The description agrees tolerably well with a species from Cuba, only the statement about the color of the feet does not agree entirely. Nevertheless I believe it to be the species of Walker; I have described it below with the necessary change of its name in *P. chrysoprasius*.
20. **suavium** Walk. Described without stating the sex, evidently a species with black feet, which belongs to the relationship of *patibulatus* Say; the description contains no characters which would assist in determining this species.
21. **amatus** Walk. Male and female. The remarkable statement, that the abdominal segments of the male have black bands on their posterior margin, agrees with no species known to me, and probably with no species of *Psilopus* whatever, because the black abdominal bands, apparent in so many species, are always found on the anterior margin of the segments. Mr. Walker means, perhaps, the narrow margins on the posterior border of each segment, which, when seen in a certain light, have a black appearance; or he may have simply made a mistake in stating "posterior margin" instead of "anterior margin." Besides this doubtful statement, all the rest agrees so well with specimens of *patibulatus*, with faded outlines of the picture of the wings, that *amatus* Walk. must be taken for a synonym of this species, until more satisfactory marks of distinction to separate it from *patibulatus* are found.
22. **inficitus** Walk. Mr. Walker makes no statement about the sex of the specimen; as however in the group to which this species belongs, the halteres of the males are usually black, and those of the females are usually yellow, we may conclude that it was a male. This being admitted, its description contains no character whereby *inficitus* could be distinguished from dark-colored males of *patibulatus*, and therefore it must be placed at present among its synonyms.
23. **nigrofemoratus** Walk. Described without statement of the sex, probably after a male related to *scobinator*. One variety,  $\beta$ , is said to be distinguished by the tip of the femora and the whole tibiae being yellow. It is easy to perceive that this is no variety, but a different species, and probably the male of *iacinis*, which will be described further below. As in this species the tips of the fore and middle femora only are yellow, therefore the femora of *nigrofemoratus* Walk., in conformity with its description, must be of an entirely dark color; thus *nigrofemoratus* cannot be mistaken neither for *scobinator*, nor *calcaratus*, nor *caudatus*, the femora of which are pre-

- ciously of the same color as those of *inermis*. I cannot therefore recognize this species of Walker in any of the species known to me.
24. **albicoxa** Walk. Male and female. Of the species known to me, only *P. scintillans* approaches this species. Walker says of his species that the fore and middle tarsi are black only at the tip, the hind tarsi, however, entirely black with the exception of the first joint. In my species all the tarsi are of a uniform color, namely, yellow near the root, but from the tip of the first joint black-brown. I cannot therefore take *scintillans* for Walker's *albicoxa*, and the more so, as Walker's description contains no statements about any plastic distinctions, which might serve as a clue to determination, while *scintillans* possesses so remarkable and so striking plastic characters.
25. **lepidus** Walk. The described male seems to belong to a species very nearly related to *patibulatus*, or to be this very species. After Walker's description nothing more can be said about it.
26. **ungulivena** Walk. The description agrees with none of the species known to me.
27. **solidus** Walk. The description of the female of a species with entirely black feet, from the relationship of *patibulatus*, which seems to be distinguished from all similar species by a more robust structure of the body. The description, however, contains nothing which would make it possible to determine this species with more certainty.
28. **peractus** Walk. A female from the relationship of *P. longicornis* and *chrysoprasius*. The characters stated are insufficient for its determination.
29. **hæreticus** Walk. A female from the relationship of the preceding species and similar to it, also described in a very unsatisfactory manner.
30. **permodicus** Walk. The male of a species remarkable by the slenderness of its body, and which Mr. Walker attempts to describe in three lines and a half. I know of no species to which his description might be referred.

Thus, the scanty result of the inquiries attempted on the previously published thirty North American species is the following: Two species, *diffusus* Wied. and *guttata* Wied., must be stricken out from the list of North American species. Of the other species I recognize five among those in my possession, namely, *sipho* Say, *patibulatus* Say, *pallens* Wied., and *chrysoprasius* Walk.; the first three are reproduced below under the same names, the last one as *chrysoprasius*. There is a species which, very probably, is the same with one described by me as new, namely, *mundus* Wied.

with *ciliatus*. Five species have to be recorded as synonyms of others; these are *radians* Macq., as a synonym of *longicornis* Fab., *sipho* Macq. of *jucundus* Loew, *gemmifer* Walk. of *sipho* Say, *amatus* Walk. of *patibulatus* Say, and *infecitus* Walker, likewise of *patibulatus* Say.

Table for the determination of the Species.

1	{ Tegulae with black cilia.	2
	{ Tegulae with pale cilia.	15
2	{ Wings with a darker picture.	3
	{ Wings without picture.	9
	{ Wings black, hyaline only at the tip and the hind margin.	1
		<b>1 dimidiatus</b> <i>Lw.</i>
3	{ Wings hyaline, with two black fasciae connected on the anterior margin.	4
4	{ Feet of the ♂ predominantly yellow.	5
	{ Feet of the ♀ predominantly black.	6
	{ First joint of the middle tarsi of the ♂ with a few ordinary bristles upon the anterior side.	2
		<b>2 sipho</b> <i>Say.</i>
5	{ First joint of the middle tarsi of the ♀ closely ciliated with short erect bristles on the anterior side.	3
		<b>3 scaber</b> <i>Lw.</i>
6	{ Face hairy.	4
	{ Face without hairs.	7
7	{ Feet in both sexes entirely black.	5
	{ Feet in both sexes not entirely black.	8
	{ Middle tibiae and first joint of the middle tarsi of the ♂ ciliated on the upper side.	6
		<b>6 pilosus</b> <i>Lw.</i>
8	{ Middle tibiae and first joint of the middle tarsi not ciliated on the upper side in the ♂.	7
		<b>7 jucundus</b> <i>Lw.</i>
	{ First longitudinal vein much prolonged beyond the middle of the wing.	8
		<b>8 ciliatus</b> <i>Lw.</i>
9	{ First longitudinal vein reaching at the utmost as far as the middle of the wing.	10
10	{ Arista extremely elongated, apparently apical.	9
	{ Arista not very elongated, distinctly dorsal.	11
	{ Fore tibiae of the ♂, fore and middle tibiae of the ♀, yellow.	10
		<b>10 chrysoprasius</b> <i>Walk.</i>
11	{ All tibiae of the ♂, in the ♀ also the femora, yellow.	12
12	{ The first joint of the middle tarsi of the ♂ beset with crooked bristles.	13
	{ The first joint of the middle tarsi of the ♀ plain.	14
	{ Tip of the abdomen of the ♂ with moderately long hairs.	11
		<b>11 scobinator</b> <i>Lw.</i>
13	{ Tip of the abdomen of the ♂ with exceedingly long hairs.	12
		<b>12 caudatulus</b> <i>Lw.</i>

- |    |   |    |                               |
|----|---|----|-------------------------------|
| 14 | { Middle tibiæ of the ♂ with strikingly long spurs.                   | 13 | <b>calcaratus</b> <i>Lw.</i>  |
|    | { Middle tibiæ of the ♂ without long spurs.                           | 14 | <b>inermis</b> <i>Lw.</i>     |
| 15 | { Antennæ entirely black.   | 15 | <b>scintillans</b> <i>Lw.</i> |
|    | { Two first joints of the antennæ yellowish.                          | 16 |                               |
| 16 | { Fore femora without thorn-like bristles upon the under side.        | 17 |                               |
|    | { Fore femora with yellowish thorn-like bristles upon the under side. | 20 |                               |
| 17 | { Abdomen at the basis not yellow.                                    | 16 | <b>pallens</b> <i>Wied.</i>   |
|    | { Abdomen at the basis yellow [not metallic].                         | 18 |                               |
| 18 | { Tarsi for the most part, black.                                     | 17 | <b>variegatus</b> <i>Lw.</i>  |
|    | { Tarsi but little infuscated towards the tip.                        | 19 |                               |
| 19 | { All the coxæ entirely yellow.                                       | 18 | <b>bicolor</b> <i>Lw.</i>     |
|    | { Middle coxæ gray with yellow tip.                                   | 19 | <b>psittacinus</b> <i>Lw.</i> |
| 20 | { All the coxæ entirely yellow.                                       | 20 | <b>tener</b> <i>Lw.</i>       |
|    | { Middle and hind coxæ blackish.                                      | 21 | <b>filipes</b> <i>Lw.</i>     |

*Systematic arrangement of the Species.*

I. Tegulæ with black cilia.

A. Wings with a dark picture.

a. Wings black, only the tip and the hind margin hyaline.

1. **dimidiatus** *Lw.*

b. Wings hyaline with two fasciæ connected at the anterior margin.

2. **sipho** *Say.*                      5. **melampus** *Lw.*

3. **scaber** *Lw.*                      6. **pilosus** *Lw.*

4. **patibulatus** *Say.*              7. **jucundus** *Lw.*

B. Wings without dark picture.

A. First longitudinal vein reaching far beyond the middle of the wing.

8. **ciliatus** *Lw.*

b. First longitudinal vein reaching at the utmost but to the middle of the wing.

1. Arista apparently apical and remarkably elongated.

9. **comatus** *Lw.*

2. Arista distinctly dorsal and not remarkably elongated.

a. In the ♂ only the fore tibiæ, in the ♀ also the middle tibiæ, yellow.

10. **chrysoprasius** *Walk.*

b. In the ♂ all tibiæ, in the ♀ also all femora, yellow.

11. **scobinator** *Lw.*              13. **calcaratus** *Lw.*

12. **caudatulus** *Lw.*              14. **inermis** *Lw.*

## II. Tegulæ with pale cilia.

## A. Antennæ entirely black.

15. *scintillans* Lw.

## B. The two first joints of the antennæ pale.

## A. Fore femora in both sexes, or at least in the ♂, without yellow thorn-like bristles upon the under side.

1. Abdomen at the basis not yellow.

16. *pallens* Wied.

2. Abdomen at the basis yellow, not metallic.

a. Tarsi for the most part black.

17. *variegatus* Lw.

b. Tarsi towards the end but little infuscated.

a. All the coxæ entirely yellow.

18. *bicolor* Lw.

β. Middle coxæ gray with yellow tip.

19. *psittacinus* Lw.

## B. Fore femora in both sexes with yellow thorn-like bristles upon the under side.

1. All the coxæ entirely yellow.

20. *tener* Lw.

2. Middle and hind coxæ blackish.

21. *flipes* Lw.*Description of the Species.*

## I. TEGULÆ CILIATED WITH BLACK.

A. *Wings with a black picture.*

## A. Wings black, only the tip and the hind margin hyaline.

1. **P. dimidiatus** LOEW. ♂.—Nitidissimus, capite thoraceque violaceis, abdomine viridi; pedes simplices, graciles, femoribus nigris, tibiis flavis, tarsis fuscis; alæ ex fusco nigrae, triente apicali et margine postico hyalini.

Very shining; head and thorax purplish-blue, abdomen green; feet plain and slender with black femora, yellow tibiae and brown tarsi; wings brownish-black, the last third and the hind margin hyaline. Long. corp. 0.17. Long. al. 0.19.

SYN. *Psilopus dimidiatus* LOEW, Berl. Ent. Zeitschr. VI, 216, 70.

Head purplish-blue; the front has, besides the ordinary black bristles, no pubescence; the naked face is rather densely covered with whitish dust. The small antennæ are black; their second joint is beset with only a few short bristles; the arista is of medium size only and has a dorsal position. Proboscis, brownish-yellow; palpi, blackish-brown. The coloring of the thorax is purplish-blue, shining, but changes upon its posterior half into steel-blue, and before the scutellum even into a bluish-green. Scutellum greenish-blue. Pleuræ black with a greenish reflection, dusted with white. Abdomen metallic-green, shining; the bristles of the single segments before the hind margin are but of medium length. The hypopygium is small; the form and coloring of its appendages cannot be distinguished with certainty in the described specimen, still the size of the appendages seems to be but small. Coxæ brownish-black, dusted with white, the foremost with minute whitish hairs and bristles. The slender, rather glabrous femora are brownish-black, but at the extreme tip, yellow; the yellow tibiæ are slender, beset with very short black hairs, which are somewhat more erect on the middle tibiæ. Tarsi plain, slender, brown, somewhat more brownish-yellow towards the basis; the four anterior ones are much longer than the tibiæ, and their first joint much longer than the four following joints taken together; the hind ones are hardly of the same length with the tibiæ, but their first joint is likewise perceptibly longer than the four following joints taken together. Tegulæ bordered and ciliated with black. Wings brownish-black, the last third, the hind margin, and the greatest part of the anal angle grayish-hyaline; the fore margin of the wing is fringed, almost ciliated with comparatively long, minute hairs; the hind transverse vein has a very oblique position.

*Hab.* Mexico. (Collect. Winthem.)

b. Wings hyaline with two black bands connected on the anterior margin.

**2. P. siphon** SAY. ♂ and ♀.—Chalybeus vel viridis, rarius aureo-viridis, nitidissimus, alarum fasciis duabus nigricantibus, antice conjunctis et postice abbreviatis, facie nudâ, pedibus in utroque sexu flavis, maris metatarsis intermediis non ciliatis.

Steel-blue or green, seldom golden-green, very shining; wings with two blackish bands, connected in front and abbreviated behind; face without hairs; feet yellow in both sexes; the first joint of the middle tarsi of the ♂ not ciliated. Long. corp. 0.21—0.24. Long. al. 0.22—0.24.

SYN. *Dolichopus siphon* SAY. Journ. Ac. Philad. III, 84, 1.

*Psilopus siphon* WIEDEMANN, Auss. Zweifl. II, 218, 9.

*Psilopus gemmifer* WALKER, List, III, 646.

*Psilopus siphon* LOEW, Neue Beitr. VIII, 83, 1.

Saturate green, often bluish-green, steel or even purplish-blue, seldom gold-green, always very shining. Face without hairs, its upper part but little convex and separated from the lower part by a shallow impression. Proboscis brownish-yellow. Antennæ black; the pubescence of the second joint only of moderate length; third joint rounded; arista distinctly dorsal; not particularly long. Abdomen with black transverse fasciæ on the fore margin of the segments, which are so narrow in the ♀, that they are entirely concealed beneath the hind margin of the previous segment; in the ♂ the hind segments of the abdomen are often gold-green; the same is sometimes also the case in the ♀, where this gold-green color sometimes also reaches the anterior segments of the abdomen. The pubescence of the abdomen is generally black; in the male it is whitish upon the first segment, on the basis of the second and of the third segments, and on the anterior half of the lateral margin; in the ♀, the pubescence of which is in general shorter, minute whitish hairs are to be found only upon the first segment and on the anterior part of the lateral margin, which hairs are less perceptible than in the ♂. The black bristles before the hind margin of the segments of the abdomen are only of a moderate length. Hypopygium small, black; lamellæ small, black or brownish-black, ciliated with black. Fore coxæ yellowish, with a delicate white pubescence and a few black bristles near their tip. Middle and hind coxæ, including the trochanter, dark. Feet yellowish; all the femora are beset with delicate, minute whitish hairs upon the under side, which are distinctly longer in the ♂ than in the ♀; the fore femora have a row of four to five black bristles upon the hind side; on the middle and hind femora a few thorn-like minute black hairs are to be found upon the hind side, as well as upon the anterior side before the tip. Fore tibiæ entirely yellow; in both sexes, three small bristles are generally to be found upon the upper side; and whilst there are likewise but three upon their outside in the ♀, in the ♂, about six much longer bristles are usually extant. The fore tarsi are yellow at the basis, but become black already before the end of the first joint; in the ♂ they

are once and a half the length of the tibiae, in the ♀ only about once and a third; their first joint is very elongated, so that it is much longer than the remaining joints taken together; besides the usual short pubescence, which is much longer upon the hind side in the ♂ than in the ♀, it has a few small black bristles upon the under side. Middle tibiae in the ♀ with but a few black bristles upon the upper and front side; in the ♂ besides with a row of erect bristles inserted almost on the under side and running from the base to the tip. Middle tarsi of the same coloring as the fore tarsi, still the black coloring begins generally somewhat earlier in the ♂; they are about once and a half the length of the tibiae; the first joint alone is not much shorter than the tibia and nearly  $1\frac{1}{2}$  the length of the following joints taken together; beside the usual minute hairs, it has upon the under side about seven short black bristles, upon the anterior side one or two somewhat longer ones; the middle tarsi of the ♀ are of the same structure, but somewhat shorter, and the small bristles on their first joint are smaller. Hind tibiae at the extreme tip black, with the ordinary pubescence, upon the outside with three or four bristles; hind tarsi shorter than the hind tibiae, entirely black, the first joint once and a half the length of all the following taken together, which are of a gradually decreasing length. The small tegulae with black border and with long black cilia. Halteres yellowish; the basis of the peduncle blackish. Wings hyaline; costa with the usual short pubescence; the black picture not very extended; the two blackish bands have no connection behind the fourth longitudinal vein; the first band is not seldom interrupted immediately before the fourth longitudinal vein, and the second is never extended as far as the apex. Hind transverse vein moderately oblique, somewhat sinuated; the basis of the anterior branch of the fourth longitudinal vein is nearly twice nearer to the margin of the wing than the hind transverse vein. This branch has, at its origin, a somewhat recurrent direction, and turns from there towards the margin at a right angle, which is rounded at the tip; it reaches the margin somewhat before the apex in the immediate proximity of the tip of the third longitudinal vein.

*Hab.* Pennsylvania, Georgia, Virginia, Illinois, etc.

*Observation 1.*—I possess a ♂, which is distinguished from all others, the row of bristles, peculiar to the sex, upon the lower part of the front side of the middle tibiae being much closer, and



being also prolonged over the first joint of the tarsi, where the bristles are much shorter, and there are about ten bristles in all. As, in other respects, this specimen agrees perfectly with the others, and as the row of bristles in question seems liable to vary as to its closeness, I take this specimen for a variety of *P. siphon*.

*Observation 2.*—It has already been noticed above, that the species described as *P. siphon* by Macquart, is not synonymous with the present one. Walker, in the *List of Dipt.*, has also a *P. siphon*, but as he quotes Macquart's *P. siphon* among the synonyms, and as his own *P. gemmifer* seems to be nothing else but the *P. siphon* Say, it becomes very doubtful whether the *P. siphon* of the *List of Dipt.* is identical with Say's species; this is the reason why it has been omitted in the synonymy. By all means, as Mr. Walker does not describe his species, it is a matter of indifference what he may have meant by it.

*Observation 3.*—The Imperial Museum in Vienna contains two specimens of *P. siphon* Say, marked as being from New Holland. As there are also two specimens of *P. pallens* with a similar *habitus*, one is justified in supposing that these indications are erroneous.

**3. *P. scaber* Loew.** ♂.—Chalybeus vel viridis, nitidissimus, alarum fasciis duabus nigricantibus, antice conjunctis et postice abbreviatis, facie nudâ, pedibus in utroque sexu flavis, tarsorum intermediorum maris articulo primo in latere anteriore pilis minutis erectis confertim ciliato.

Steel-blue or green, very shining; wings with two blackish bands, which are connected in front and abbreviated behind; face without hairs; feet yellow in both sexes, the first joint of the middle tarsi of the ♂ closely ciliated upon the front side with short, erect, minute hairs. Long. corp. 0.24. Long. al. 0.24.

Syn. *Psilopus scaber* Loew, Neue Beitr. VIII, 85, 2.

This species is strikingly like *P. siphon*, but it cannot be taken for its variety in consequence of the structure of the middle tarsi. The above mentioned row of bristles, which the ♂ of *P. siphon* has upon the front side of the middle tibiæ, exists also in *P. scaber*, but is more sparse; towards the end of the tibiæ, it is interrupted, as it evidently appears, not in consequence of the loss of some single bristles. The first joint of the middle tarsi has no bristles whatever upon the front side; instead of that, there are some quite short, stiff, erect, minute hairs of a blackish color, which form a

very rough fringe; towards the end of the joint they are decreasing in length, and can hardly be distinguished at the end. The hind tarsi of the only specimen which I possess, seem to be somewhat shorter than those of a male of *P. siphon* of the same size. In all other characters the agreement is complete.

*Hab.* Pennsylvania. (Von Heyden.)

**4. *P. patibulatus* SAY.** ♂ and ♀.—Obscure viridis, nitidus, alarum fasciis duabus nigris, antice conjunctis et postice abbreviatis, facie pilosâ, pedibus nigris.

♂. Halteribus nigris, primo tarsorum anticorum articulo elongato et apicem versus in latere exteriore setis nigris armato, articulis duobus sequentibus brevissimis.

♀. Halterum capitulo flavo.

Dark-green, shining; wings with two black bands, which are connected in front and shortened behind; face hairy; feet black.

♂. Halteres black, the first joint of the fore tarsi elongated, and towards the tip, upon the outside, beset with black bristles, the two following joints extremely short.

♀. Knob of the halteres yellow. Long. corp. 0.20—0.23. Long. al. 0.20—0.23.

*Syn.* *Dolichopus patibulatus* SAY, Journ. Ac. Philad. III, 87, 7.

*Psilopus patibulatus* SAY, Journ. Ac. Philad. VI, 168, 2.

*Psilopus patibulatus* WIEDEMANN, Auss. Zweifl. II, 225, 27.

*Psilopus amatus* WALKER, List, etc. III, 648.

*Psilopus inficitus* WALKER, List, etc. III, 649.

*Psilopus patibulatus* LOEW, Neue Beitr. VIII, 85, 3.

*Male.* Bright, shining, dark-green, often steel-blue, particularly the head, the posterior part of the thorax, the scutellum and also the front and hind segments of the abdomen. Proboscis and palpi black. Face beset with long whitish or pale fallow-yellowish hairs, but little dusted. Second joint of the antennæ with rather long bristles, the third joint small and rather rounded. Arista distinctly dorsal, of moderate length. Front at the upper eye-corner with a long, black pubescence. Upper side of the thorax and the scutellum with long black bristles. Pleuræ black with a green reflection and slightly dusted with white, which gives them a somewhat grayish appearance. Abdomen shining green, the first segments often, the two last generally, purplish-blue; on the anterior margin of the single segments there are black, not very

sharply limited transverse bands, which are broader upon the hind segments than upon the anterior ones. Pubescence of the abdomen black, whitish only on the anterior part of the lateral margin and of the venter; the black bristles before the hind margin of the single segments are of a considerable, but not striking length. The small hypopygium is black with small black lamellæ. Coxæ and feet black, the fore tibiæ only in immature specimens brownish-black; fore coxæ and all femora with a green reflection, the fore coxæ have a rather conspicuous white pubescence, among which are inserted some black bristles; on the under side of the femora there is a long erect pubescence, which has only very near their tip a black, otherwise everywhere a whitish coloring. Tibiæ, besides the usual short black pubescence, with a moderate number of black bristles, which may be easily overlooked on the hind tibiæ, as they are rather short and to be found only upon their outside. First joint of the fore tarsi extremely elongated, about as long as the tibiæ and nearly twice the length of the four following joints taken together; upon the outside, towards the tip, fringed with black bristles; the second and third joints are of equal length, both very short, taken together only as long as the fourth joint; the fifth joint distinctly shorter than the fourth, but longer than the second and third taken singly. Middle tarsi plain, their first joint nearly as long as the tibiæ and at least  $1\frac{2}{3}$  times the length of the four following joints taken together; upon the front side with a short and delicate fringe-like pubescence of a black color; the following joints of a gradually decreasing length. Hind tarsi considerably shorter than the tibiæ, their first joint hardly once and a half the length of the four following taken together, which gradually decrease in length and are not thickened. Halteres blackish-brown, sometimes more pale dingy-yellow. Tegmæ with a broad black margin and with long black cilia. Wings hyaline with the usual siphon-like black picture, both bands, which form this picture, are perpendicular, broad, always connected on the fore margin, and generally upon the fourth longitudinal vein, abbreviated before the hind margin; the first longitudinal vein reaches nearly to the middle of the fore margin; the anterior branch of the fourth longitudinal vein diverges from it at an angle of 70 to 80° and turns afterwards at a rounded right angle towards the margin, which it reaches before the extreme apex, near the tip of the

third longitudinal vein; the hind transverse vein somewhat oblique, not distinctly sinuated.

*Female.* It resembles the ♂ in the coloring of the body and the feet, as also in the venation and the picture of the wings. Its face has a much denser white dust. The bristles on the second joint of the antennæ are considerably shorter, the bristles upon thorax and scutellum are likewise of a lesser length and those before the incisures of the abdomen still much shorter than in the ♂. The black bands of the abdomen are not apparent when the latter is not more stretched out than usual; still the narrow, sharply limited hind margins of the segments appear rather black in a certain light. Feet plain; pubescence and bristles of the femora and tibiæ as in the ♂, but shorter. Tarsi shorter than in the ♂; fore tarsi at least once and a third the length of the tibiæ, the first joint about once and a half the length of the four following, which are of a decreasing length; upon its outside without bristles. Middle tarsi distinctly longer than the tibiæ, their first joint about  $1\frac{1}{3}$  the length of the four following taken together; hind tarsi distinctly shorter than the tibiæ; their first joint but little longer than the four following taken together, the length of which diminishes rather rapidly. Peduncle of the halteres brownish-black, knob yellow.

*Hab.* Chicago, Nebraska, etc. [Common everywhere in the Middle States, O. S.]

*Observation.*—Say mentions the occurrence of *P. patibulatus* in Mexico. The specimens seen by him may perhaps belong to the following species, which is frequent in Mexico, and he may have been mistaken about their identity with his *P. patibulatus*.

**5. *P. melampus* Loew.** ♂ and ♀.—Viridis, saepe ex chalybeo viridis, nitidus, facie nudâ, alarum fasciis duabus nigricantibus, antice conjunctis et postice abbreviatis, pedibus totis nigris.

♂. Abdomine fasciis aequalibus nigris ornato, halteribus ex fusco nigris, primo tarsorum anticorum articulo setis nigris armato, articulis sequentibus duobus non abbreviatis.

♀. Fasciis nigris abdominis angustis, subobsoletis, halterum capitulo flavo.

Green, often bluish-green, shining, face without hairs; the two blackish bands of the wing connected in front and shortened behind; feet entirely black.

♂. Abdomen with black bands of equal breadth; halteres brownish black;

the first joint of the fore tarsi beset with black bristles, the two following not shortened.

♀. The black bands of the abdomen narrow and rather indistinct; the knob of the halteres yellow. Long. corp. 0.17—0.22. Long. al. 0.21—0.23.

SVX. *Psilopus melampus* Loew, Berl. Ent. Monatschr. VI, 215, 69.

*Male.* Shining metallic-green, sometimes partly bluish-green, the posterior part of the abdomen generally steel-blue. Proboscis and palpi black. Face rather closely dusted with white, but without hairs. Antennae black; the second joint with numerous and long black bristles. Arista distinctly dorsal, of a more than moderate length. Front, besides the usual bristles, with a delicate pubescence, which has near the upper corner of the eye a black, towards the middle of the front a nearly whitish coloring. Upper side of the thorax and the scutellum with long black bristles. Pleurae with a greenish reflection and dusted with white. Abdomen shining green, the anterior segments often, the hindmost usually, steel-blue; on the anterior margin of the single segments there are sharply defined transverse bands, which are broader upon the hind segments. Pubescence of the abdomen black, only on the anterior portions of the lateral margin and of the venter, whitish; the black bristles before the hind margin of the single segments are of a considerable, but not striking length. The small black hypopygium has small black lamellae. Coxae and feet black; fore coxae and all the femora with a bluish-green or blue reflection. Fore coxae with a considerable whitish pubescence, among which there are some black bristles. Upon the under side of the femora there is a long erect pubescence which is whitish only very near the basis, otherwise black. Fore tibiae upon the outside with a row of four, or at most five, long black bristles; the last of which is inserted at some distance from the tip of the tibiae; upon the upper side with three or four quite short bristles, which may be easily overlooked. The pubescence of the middle tibiae is somewhat more erect than that of the fore and hind tibiae, and upon the upper side, especially towards the basis, longer; upon the upper side there are four or five longer bristles, the last of which is inserted at a considerable distance from the tip of the tibiae; upon the under side are four or five shorter bristles at equal distances. The hind tibiae have, besides the usual pubescence, upon their outside about six bristles at equal intervals. The rather

slender fore tarsi about once and a half the length of the tibiae; their first joint is much longer than the following taken together, and is fringed upon its outside with six or seven long bristles, inserted somewhat closer towards its tip; the four last joints of the fore tarsi are of a gradually decreasing length and of an entirely plain structure. Middle tarsi plain, about once and a third the length of the tibiae, their first joint about  $1\frac{1}{2}$  the length of the following taken together. It has upon its front and upper side an exceedingly short and therefore not quite easily perceptible fringe-like black pubescence. Hind tarsi shorter than the hind tibiae, the fourth joint about  $1\frac{1}{4}$  the length of the following taken together. Halteres brownish-black. Tegulae with a very broad black margin and with long black cilia. Wings hyaline with the usual siphon-like picture; both bands forming this picture are perpendicular, generally of only middle breadth, always connected on the fore margin, sometimes also upon the fourth longitudinal vein, and abbreviated before the hind margin of the wings. The first longitudinal vein reaches somewhat beyond the middle of the anterior margin; the anterior branch of the fourth longitudinal vein diverges at an angle of about  $70^{\circ}$ , and turns afterwards at a somewhat rounded right angle towards the margin, which it reaches before the extreme apex, near the tip of the third longitudinal vein; the hind transverse vein rather oblique, only little sinuated.

*Female.* It resembles the  $\mathcal{J}$  in the coloring of the body and of the feet, as also in the venation, and the picture of the wings. The glabrous face is dusted somewhat closer; the bristles on the second joint of the antennae are distinctly shorter than in the other sex; the bristles upon the thorax and scutellum are shorter, and those before the posterior margin of the abdomen much shorter than in the male. There is only a vestige of a black band on the basis of the segments of the abdomen. Feet plain. Pubescence upon the under side of the femora much shorter than in the male. Fore tibiae upon the upper side generally with only two short bristles, upon the outside with three, but little longer ones. Hairs on the middle tibiae not longer than usual; upon their upper side there are generally only three black bristles, two near the basis and one beyond the middle; upon the under side there are generally four small bristles at equal intervals. Hind tibiae as in the  $\mathcal{J}$ . Tarsi shorter, plain; the first joint of the fore tarsi without bristles

upon the outside. Halteres with blackish peduncle and yellow knob.

*Hab.* Mexico.

*Observation 1.*—This species varies somewhat in the extension of the bands on the wings, still they are never as broad as in *P. patibulatus*, but sometimes interrupted between the third and fourth longitudinal veins.

*Observation 2.*—I was in possession of the ♀ of this species a long time ago, but although convinced of its specific distinctness (vid. Neue Beitr., VIII, 86), I would not describe it without the male. It is easily distinguished in both sexes from *P. patibulatus*, with which, among the species known to me, it has the closest resemblance, by its glabrous face, and besides, in the male, by the different structure of the fore tarsi. I presume that Say has confounded this Mexican species with his *P. patibulatus*, of which he says he has seen Mexican specimens.

**6. *P. pilosus* LOEW.** ♂.—Ex chalybeo viridis, nitidus, abdomine fasciis aequalibus nigris ornato, alarum fasciis duabus nigricantibus, antice conjunctis et postice abbreviatis, facie nudâ (?), pedibus nigris, tibiis anticis tarsorumque intermediorum articulo primo testaceis, hoc et tibiis intermediis in latere superiore breviter ciliatis.

Bluish-green, shining, abdomen with equal, broad, black bands; the two blackish bands of the wings connected in front, shortened behind; face without hairs (?); feet black, the fore tibiae and the first joint of the middle tarsi brownish-yellow; the latter and the middle tibiae upon the upper side, provided with short cilia. Long. corp. 0.24. Long. al. 0.25—0.26.

*Syn.* *Psilopus pilosus* LOEW, Neue Beitr., VIII, 86, 4.

Bright green, the head, the hind part of the thorax, the scutellum, as also the basis and the tip of the abdomen, in the described specimen, more steel-blue and bright shining. Palpi black; proboscis brownish-yellow. Face rather closely dusted with white, in the described specimen without all pubescence, which however may have been rubbed off. Second joint of the antennæ upon the under side with rather long, upon the upper side with shorter bristles, these curved forward; third joint small, rounded; arista distinctly dorsal, of medium length. Front with a black pubescence in the upper corner near the eye. Thorax and scutellum with rather long black bristles. Pleuræ black with a green reflection,

somewhat gray, by being slightly dusted with whitish. Pubescence of the abdomen more erect and longer than usual, black, only whitish on the anterior part of the lateral margin and of the venter. The small hypopygium black, with blackish-brown lamellæ. Coxæ and feet black; coxæ with a greenish reflection, rather closely dusted with white; the foremost with a distinctly whitish pubescence and with some stout black bristles. Under side of the femora with a delicate, long, erect pubescence, which, quite near the tip of the femora, has a black, otherwise everywhere a whitish coloring. Fore tibiæ yellowish-brown, upon the upper side dark-brown, and near the basis almost black, upon the outside fringed with not very numerous, but proportionally long black bristles. Middle tibiæ black, only yellowish-brown at the end of the inner side, ciliated upon the front side with a regular row of moderately long black bristles; upon the upper side fringed with moderately long and somewhat erect black hairs, upon the first third of the hind side with some moderately long black bristles, at the tip with three longer black bristles, of which one is inserted on the inner side, the two others upon the front side. Hind tibiæ entirely black, rather long, with somewhat coarse black hairs and a few short black bristles, which are inserted between the upper and the hind side. Fore tarsi slender, nearly twice the length of the tibiæ; the first joint alone is somewhat longer than the tibia and about once and a third the length of the four following taken together, the length of which is rapidly decreasing; no unusual pubescence or bristles are to be seen on the fore tarsi. Middle tarsi twice the length of the tibiæ; their first joint alone much longer than the tibia, about once and a half the length of the four following taken together, brownish-yellow, straight, somewhat stouter than usual, upon its upper side regularly ciliated with erect, minute, black hairs; the four last joints black, of decreasing length. Hind tarsi entirely black, much shorter than the tibiæ; first joint once and a half the length of the four following taken together; second joint about as long as the three following taken together; these are rather short, of almost equal length and somewhat flattened, so that the end of the hind tarsi looks somewhat stouter than usual. Halteres black; tegulæ with a broad black border and long black cilia. Wings hyaline, proportionally larger than in *P. patibulatus*, with the usual siphon-like black picture; the two black bands not particularly broad, as usual, shortened behind, only connected on the fore margin; the



anterior branch of the fourth longitudinal vein diverges from this at an angle which approaches a right one and turns afterwards towards the margin at a rounded angle, which is perceptibly larger than a right one; it reaches the margin before the apex near the tip of the third longitudinal vein; posterior transverse vein oblique, distinctly sinuated.

*Hab.* Cuba. (Riehl.)

**7. *P. jucundus* Loew.** ♂ and ♀.—Viridis, vel ex viridi chalybeus, nitidus, alarum fasciis duabus nigricantibus, antice conjunctis et postice abbreviatis.

♂. Abdomine fasciis latoribus nigris ornato, halteribus fuscis, coxis pedibusque nigris, tibiis anterioribus tarsorumque anticorum articulo primo flavis, tibiis posticis ex nigro fuscis.

♀. Abdominis fasciis nigris angustissimis obsoletis, halteribus, coxis anticis pedibusque flavis, genibus posticis, tibiarum posticarum dimidio apicali, tarsorum anteriorum articulis quatuor ultimis, tarsis denique posticis totis ex nigro fuscis.

Green or green-blue, shining; the two blackish bands of the wings connected in front, shortened behind.

♂. Abdomen with broad black bands; halteres brown, coxæ and feet black, the four anterior tibiæ and the first joint of the two fore tarsi yellow, the two hind tibiæ blackish-brown.

♀. The black bands of the abdomen very narrow and indistinct; halteres, fore coxæ and feet yellow, the knees of the hind feet and the apical half of the hind tibiæ, the four last joints of the four anterior tarsi, and the whole posterior tarsi blackish brown. Long. corp. 0.15—0.20. Long. al. 0.18—0.20.

*SYN.* *Psilopus sipho* MACQUART, Dipt. exot. II, 2, 119. Tab. XXI, Fig. 1.

*Psilopus jucundus* LOEW, Nene Beitr. VIII, 87, 5.

*Male.* Bright green, the head, the hind part of the thorax, the scutellum and the basis of the abdomen more steel-blue in the described specimen. Palpi black. Proboscis yellowish-brown. Face without hairs, moderately dusted with white. Bristles upon the second joint of the antennæ and the arista not very long, the latter distinctly dorsal. Front with a scattered white pubescence. Thorax with but moderately long, scutellum with longer black bristles. Pleuræ black with a green reflection and rather closely dusted with white. Abdomen with black bands at the basis of the single segments, which are broader on the hind segments than upon the anterior ones. The scattered pubescence of the abdomen

black, whitish only on the anterior part of the lateral margin and of the venter. The black bristles before the hind margin of the single segments of a very moderate length. The very small hypopygium blackish; the blackish-brown lamellæ very narrow, nearly filiform. Coxæ black or brownish-black, somewhat dusted with white, the foremost with a rather distinct white pubescence and with a few black bristles. Femora black, with a green reflection, the extreme tip of the foremost ones yellowish, that of the hind ones brown; their lower side fringed with minute, erect whitish hairs, which are much more scarce and longer on the hind femora. The fore femora have, upon their hind side near the tip, three successive black bristles. Fore tibiæ yellowish, upon the first half of their hind side with three rather considerable black bristles of a decreasing length. Middle tibiæ yellowish, with a few black bristles at the tip, otherwise only with some very short minute black bristles. Hind tibiæ dark-brown, with the usual black hairs, nearly without any apparent bristles. Fore tarsi slender, over  $1\frac{2}{3}$  the length of the tibiæ; their first joint is yellowish-brown, darker at the tip and not quite as long as the tibiæ, also hardly longer than the four following joints taken together; it has upon its hind side three rather considerable bristles of increasing length; the four following joints of the fore tarsi are blackish-brown, more yellowish-brown at the basis, at least once and a half the length of the tibiæ; their first joint nearly as long as the tibiæ and once and a third the length of the following joints taken together, which are of a decreasing length; no unusual pubescence or bristles on the the middle tarsi. Hind tarsi brownish-black, distinctly shorter than the tibiæ; first joint hardly longer than the four following joints taken together; the length of the latter is rapidly decreasing. Halteres dingy-brown. Tegulæ with a narrow black margin and black cilia. Wings hyaline with the usual siphon-like blackish picture; the two bands are perpendicular, of medium breadth, still rather distant from each other, connected only on the anterior margin; the anterior branch of the fourth longitudinal vein diverges from it at an angle of about  $70^{\circ}$  and turns afterwards towards the margin of the wing at a but little rounded angle; it reaches it before the apex, near the third longitudinal vein; posterior transverse vein moderately oblique and nearly straight.

*Female.* Face likewise without hairs. The bristles on the second joint of the antennæ much shorter than in the male; the

arista, the bristles upon the thorax and upon the scutellum are also distinctly shorter, those before the hind margin of the segments of the abdomen much shorter than in the male. Transverse bands at the basis of the segments of the abdomen are present, but very narrow. Fore coxæ yellow, with a whitish pubescence and a few black bristles. Middle and hind coxæ black or blackish-brown. Femora yellow, the extreme tip of the hind femora dark-brown, the under side of all beset with very short minute whitish hairs; on the hind side of the fore femora there are only a few minute black hairs near the tip, but no bristles. Tibiæ yellow, the extreme basis and the apical half of the hind ones brown; the fore tibiæ near the basis with a small minute bristle upon the upper side and, farther towards the middle, with two such bristles upon the hind side. The middle tibiæ have, besides the bristles at the tip, a few more bristles, which are longer than in the male. Hind tibiæ upon the outside with two, at the utmost with three, quite short black bristles. Fore tarsi about once and a half the length of the tibiæ, dark-brown; the first joint as long as the four following taken together, upon the hind side with three hardly perceptible, short bristles. Middle tarsi blackish-brown, only brownish-yellow at the basis, distinctly longer than the tibiæ; their first joint over  $1\frac{1}{3}$  the length of the following taken together, which are of a decreasing length. Hind tarsi blackish-brown, otherwise as in the male. Wings exactly as in the male.

*Hab.* Cuba. (Riehl.)

*Observation 1.* Brazilian specimens of *P. jucundus* are to be found in Winthem's and Wiedemann's collections.

*Observation 2.* I hope not to have been mistaken in the specific identity of both sexes, although the bristles of the tibiæ in the ♀ do not correspond exactly to those in the ♂, as is usually the case. The great resemblance in the neuration and the picture of the wings seems to warrant the specific identity. Should I be mistaken I beg to take the ♂ for the type of the species.

#### B. *Wings without dark picture.*

A. *First longitudinal vein extending far beyond the middle of the wing.*

**S. *P. ciliatus* Loew.** ♂.—Chalybeus, nitidissimus, alis immaculatis, venâ longitudinali primâ elongatâ et costâ pilis subtilissimis ciliatâ, pedibus nigris, tarsorum anticorum articulo primo nigro-secco, articulo secundo perbrevis.

Steel-blue, very shining; wings without picture, third longitudinal vein elongated, costa ciliated with extremely delicate, minute hairs. Feet black, the first joint of the fore tarsi with black bristles; the second extremely short. Long. corp. 0.17. Long. al. 0.18.

SYN. (?) *Psilopus mundus* WIED., Auss. Zweifl. II, 227, 30.  
*Psilopus ciliatus* LOEW, Neue Beitr. VIII, 88, 6.

Very shining steel-blue, the upper part of the face, the middle of the front and the lateral margin of the abdomen green, the sides of the front and the middle of the abdomen of a beautiful purplish color. Face without hairs, only the lower part somewhat dusted with white. Palpi black; proboscis brown. Antennae unusually short; their second joint with moderately long bristles; third joint small; the arista not very long, subapical. Bristles upon thorax and scutellum of medium length. Pleuræ black with a greenish reflection, gray on account of a whitish dust. Abdomen shorter and broader than usual, black, on the lateral margin and on the venter for the most part whitish; the bristles before the posterior margin of the single segments of only a moderate length and thickness. The small hypopygium black. Coxæ and all the feet black; fore coxæ with a white pubescence and with a few black bristles. Femora with a green reflection, upon the under side very scarcely fringed with long, erect, minute hairs, which have near the tip of the middle and of the hind femora a black, otherwise a whitish color; the hind side of the fore femora has a rather distinct black pubescence towards its end. Fore tibiae upon the outside with numerous hair-like, rather long, black bristles. Middle tibiae beset with a moderate number of proportionally rather long black bristles. Hind tibiae upon the outside with a row of about six black bristles. Fore tarsi but little longer than the tibiae; their first joint only very little longer than the four following taken together, fringed upon its outside with many black bristles; the second joint extremely short, hardly as long as the fifth and but very little longer than half the third; the fourth joint only very little shorter than the third. Middle tarsi somewhat longer than the tibiae; first joint about once and a quarter the length of the four following taken together, with a few very short, black bristles; the second to the fourth joint of gradually decreasing length; fifth joint very small. Hind tarsi much shorter than the tibiae, the first joint but little longer than the four following

taken together; the second to the fourth joint of gradually decreasing length, the fifth joint very short. Halteres dingy clayish-yellow, the basis of the peduncle black, and the upper side of the knob brown. Tegule with a broad black margin and long black cilia. Wings hyaline with black veins; auxiliary vein unusually indistinct, still present, first longitudinal vein extending far beyond the middle of the anterior margin; the margin has a fringe of very delicate, erect, curly, minute hairs, from the humeral transverse vein to the tip of the first longitudinal vein, which are longest between those two points where the margin is slightly sinuous; the anterior branch of the fourth longitudinal vein diverges from this at an angle which is almost a right one, and turns afterwards, more in a curve than at an angle, towards the margin of the wing, which it reaches before the *ar. x.*, immediately near the tip of the third longitudinal vein; the posterior transverse vein is rather oblique and only very little sinuated.

*Hab.* Florida. (Osten-Sacken.)

*Observation.*—I have already remarked above, with regard to *P. mundus* Wied., that *P. ciliatus* differs from it only by its larger size, its more steel-blue than purplish coloring, and, as it seems, by a very trifling difference in the bristles of the fore tibiæ; it is therefore very likely but a mere variety of the former.

b. *First longitudinal vein at the most reaching to the middle of the wing.*

1. Arista apparently apical and strikingly elongated.

**9. *P. comatus* Loew.** ♂ and ♀.—Viridis, ex parte chalybeus, nitidissimas, fasciis abdominalibus obscuris nullis, setâ antennarum subapicali elongatâ, pedibus longis, gracilibus, dilute flavis, coxis femoribusque nigris, setis in superiore tibiæ anteriorum latere perlongis.

♂. Setis capitis, thoracis, scutelli abdominisque tenuibus, longissimis, appendicibus hypopygii pallidis, tarsorum anticorum articulo primo tarsisque intermediis superne ciliatis.

♀. Setis capitis, thoracis, scutelli abdominisque tenuibus, medioeribus, tarsorum anticorum articulo primo setalis minutis subciliato, tarsis intermediis simplicibus.

Green, partly steel-blue, very shining, without dark bands on the abdomen: wings without picture; the elongated arista apparently apical; feet long, slender, pale-yellowish, coxæ and femora black; the bristles upon the upper side of the four anterior tibiæ very long.

♂. Bristles upon head, thorax, scutellum, and abdomen slender, extremely

long; the appendages of the hypopygium pale; the first joint of the fore and middle tarsi ciliated upon the upper side.

♀. Bristles upon head, thorax and abdomen, slender, of medium length; the first joint of the fore tarsi indistinctly ciliated with very short minute bristles, middle tarsi plain. Long. corp. 0.18—0.23. Long. al. 0.20—0.24.

Syn. *Psilopus comatus* Loew, Neue Beitr. VIII, 89, 7.

*Male.* Bright shining-green; thorax and scutellum (in the described specimen) more steel-blue, and the head handsome purplish-blue. Palpi black; proboscis brown. Face without hairs, broader than usual; its small under side is dusted with grayish-white, the upper part more convex and, from a side view, more projecting than usual. The second joint of the antennae with a small number of rather long, but not very stout bristles; the third joint ovate; arista apparently apical, but, in fact, only subapical, still considerably shorter than the body. Front with a scattered, very delicate white pubescence; the black bristles, inserted upon the ocellar tubercle and in the immediate proximity of the upper corner of the eye are hair-like and of a quite unusual length. The black bristles upon the upper side of the thorax and of the scutellum are of the same hair-like description; also those inserted before the incisures of the abdomen, the latter are only of a still more striking length than the former. Upon the upper side of the abdomen there seem to be, besides the long bristles before the incisures, only single short hairs of a black color; upon the first segment, however, as also on the lateral margin and on the venter, there is a very long whitish pubescence; long, hair-like, black bristles are also to be found on the hind margin of the segments of the venter, similar to those upon the upper side of the abdomen. No black bands are perceptible at the base of the abdominal segments. The hypopygium is partly destroyed in the described specimen; it seems that it was brownish-black, and that it had horn-shaped yellow appendages. Coxae black, the foremost with a long white pubescence and with some black bristles. Femora black, with a green reflection; the very extreme tip of the foremost ones yellow, all fringed with a scattered erect pubescence of a white color, which is everywhere of a considerable length, but longest upon the under side. Tibiae and tarsi very slender, yellowish; the usual black hairs rather scattered and very short. The fore tibiae upon the first two-thirds of their

upper side, fringed with a row of hair-like bristles, which are alternately of remarkable length, and the last of which much exceeds all the others in length. Middle tibiae with a moderate number of hair-like black bristles, which are also distinguished by their unusual length, especially those upon their upper side. Hind tibiae only upon the upper side with short bristles, which are but little distinguished from the usual minute hairs. Fore tarsi at least twice the length of the tibiae, very slender; their first joint somewhat longer than the four following taken together, upon its upper side with a regular row of proportionally very long hair-like black bristles: the following joints of rapidly decreasing length; the third, at the upper side of the tip, with a single bristle-like black hair; the fifth joint blackish-brown. Middle tarsi very slender, about once and a third the length of the tibiae, from the tip of the third joint blackish-brown; their first joint about over  $1\frac{1}{2}$  the length of the four following taken together, the length of which is quickly decreasing; upon its upper side it is regularly ciliated with bristle-like hairs; this fringe continues over the upper side of the three following joints, but there it is shorter, more delicate, and closer; the last joint is not ciliated, but has upon its upper side a short, appressed, snow-like pubescence, which is not very distinct. Hind tarsi not quite as long as the tibiae; their first joint yellowish-brown, distinctly longer than the following taken together; these are blackish-brown and of decreasing length. Halteres yellowish; tegulae with a broad black margin and long black cilia. Wings somewhat narrow, hyaline, with blackish-brown veins, not ciliated on the fore margin, the first longitudinal vein reaches nearly to the middle of the fore margin; the anterior branch of the fourth longitudinal vein diverges at a rather acute angle and turns towards the margin at a rounded right angle, reaching it before the apex, near the tip of the third longitudinal vein; hind transverse vein very oblique, little sinuated.

*Female.* It resembles the male very much. Face somewhat broader. Bristles on the second joint of the antennae, the arista, the bristles upon the ocellar tubercle, at the upper corner of the eye, upon the upper side of the thorax, and upon the scutellum shorter; the bristles before the *inflexures* of the abdomen are very considerably shorter; on the venter, as it seems, there are none at all. The black pubescence upon the upper side of the abdomen is less

scarce than in the male, if it has not been perhaps somewhat rubbed off in the latter; the whitish pubescence of the venter much shorter. Feet of the same coloring as in the male; the whitish pubescence of the femora is much shorter, still upon their under side of considerable length for a female; upon the under side of the fore femora, near the basis, there are also some stiff, nearly bristle-like whitish hairs of a remarkable length. Pubescence and bristles of the tibiæ generally like those of the male, still all bristles are not so long, and upon the upper side of the fore tibiæ, the alternating shorter bristles are very small. Fore tarsi hardly once and a half the length of the tibiæ; their first joint much longer than the following taken together, fringed upon the upper side with a regular row of short black bristles, upon the under side with only a few still shorter black bristles; the following joints of decreasing length, from the second to the fourth brown, the fifth black. Middle tarsi distinctly longer than the tibiæ, not ciliated upon the upper side; the first joint distinctly longer than the four following taken together; the latter black-brown and of decreasing length. Hind tarsi brownish-black, much shorter than the tibiæ, the first joint hardly somewhat longer than the following taken together. Wings as in the male, only somewhat shorter, also proportionally less narrow.

*Hab.* Middle States. (Osten-Sacken.)

*Observation.*—Whether the distinctly darker color of the tarsi of the ♀ is only an accidental, individual deviation or not, cannot be judged from a single specimen of each sex.

2. Arista distinctly dorsal and not particularly elongated.

a. Fore tibiæ only in the ♂, fore and middle tibiæ in the ♀, yellow.

**10. P. chrysoprasius** WALK. ♂ and ♀.—Viridis, vel ex viridi chalybeus, nitidus, alis immaculatis, facie nudâ.

♂. Abdomine fasciis latiusculis nigris ornato, halterum nigrorum capitulo fusco, pedibus nigris, tibiis anticis flavis, tarsorum intermediorum articulo primo superne pilis erectis rigidis ciliato.

♀. Abdominis fasciis nigris, angustissimis, halteribus flavis, pedibus nigris, tibiis anterioribus flavis.

Green or greenish blue, shining; wings without picture, face without hairs.

♂ Abdomen with rather broad black bands; knob of the black halteres brown; feet black, the fore tibiæ yellow, the first joint of the middle tarsi upon the upper side ciliated with upright stiff hairs.



♀. Abdomen with extremely narrow bands; halteres yellow; feet black, fore and middle tibiae yellow. Long. corp. 0.19—0.23. Long. al. 0.18—0.20.

SYN. *Psilopus chrysoprasi* WALKER, List, etc. III, 646.


*Psilopus chrysoprasius* LÖEW, Neue Beitr. VIII, 90, 8.

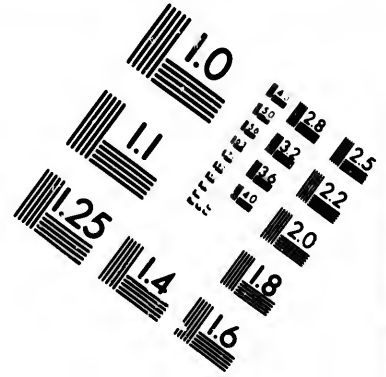
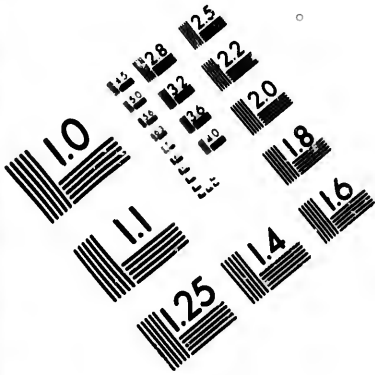
*Male.* Very shining, green, the head, the hind part of the thorax, the scutellum, and the anterior segments of the abdomen more steel-blue, the last segments of the abdomen sometimes golden-green. Palpi black; proboscis brown. Face without hairs, thinly dusted with white; its upper part rather convex. The bristles on the second joint of the antennae rather long; the arista dorsal and of ordinary length. Front with a long whitish pubescence and the usual black bristles upon the thorax and the scutellum of a rather considerable length. The black bands of the abdomen are narrow upon the anterior segments and of considerable breadth upon the posterior ones. The black pubescence of the abdomen is rather short; upon its first segments, as also upon the anterior part of the lateral margin and the venter there is a delicate white pubescence, while the hind part of the venter has a black pubescence of considerable length. The black bristles before the incisures of the abdomen are numerous, but rather short. The small hypopygium black, its lamellae dark-brown. Coxae black, the foremost with a considerable white pubescence and a few black bristles. Femora black with a greenish reflection, upon the under side with a long, upright, whitish pubescence. Fore tibiae brownish-yellow, fringed with only a moderate number of short black bristles. Middle tibiae brownish-black, sometimes nearly black, beset upon the front side with a regular row of black bristles, otherwise only with a small number of them; upon the upper side with rather bristle-like black hairs. Hind tibiae black with coarse black hairs, upon the outside fringed with a regular longitudinal row of black, only moderately long, bristles. Fore tarsi rather slender, about once and a third the length of the tibiae; the first joint brownish-yellow, much longer than the following taken together, upon the hind side with three or four stout black bristles; the following joints blackish-brown, from the second to the fourth of rapidly decreasing length, the fifth as long as the fourth. Middle tarsi about once and a half the length of the tibiae; the first joint black-brown, nearly twice the length

of the following taken together, upon its upper side with a regular fringe of stiff, perpendicularly erect, bristle-like, minute hairs, upon the under side with about seven minute black bristles; the joints of the tarsi from the second to the fourth very rapidly decrease in length, so that the second is still somewhat longer than the third and fourth taken together; the fifth joint not shorter than the fourth; the ciliation of the first joint of the tarsi continues also over the upper side of the second and third joints, but consists there of little hairs of gradually diminishing length, so that finally it becomes almost imperceptible. Hind tarsi black, perceptibly shorter than the tibiae; their first joint somewhat longer than the following taken together, the length of which is gradually decreasing. Halteres blackish, the knob brown or dingy brownish-yellow; the tegulae with a broad black border and long black cilia. Wings hyaline with black veins; the first longitudinal vein reaches nearly to the middle of the wing; the anterior branch of the fourth longitudinal vein diverges from it under a nearly right angle, and turns afterwards in a curve towards the margin, which it reaches rather far from the apex, immediately near the tip of the third longitudinal vein; hind transverse vein rather oblique, hardly somewhat sinuated; the space between the margin of the wing and the third longitudinal vein, beyond the tip of the first longitudinal vein, is somewhat more grayish than the remaining surface of the wing.

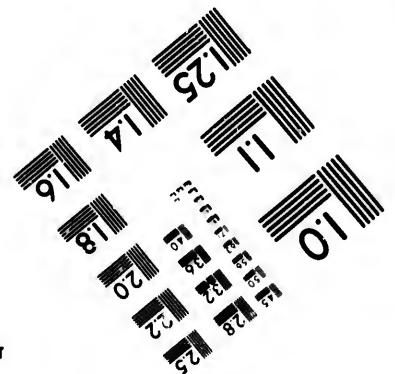
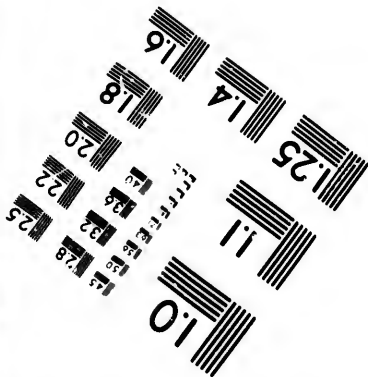


*Female.* Very like the ♂. The face but little broader. The arista, the bristles of the second joint of the antennae, those upon front, thorax and scutellum, as also before the incisures of the abdomen, are much shorter. The white pubescence on the under side of the femora also shorter, still of a considerable length for a ♀. Fore tibiae as in the ♂, still the bristles shorter. Middle tibiae brownish-yellow, with scattered black bristles of medium length. Fore tarsi but little shorter than in the ♂, however of the same structure and coloring. Middle tarsi plain, brownish-black, not quite once and a half the length of the tibiae; their first joint not ciliated. Halteres light-yellowish with blackish peduncle. Wings as in the ♂, still without the gray shade, which is to be found in the latter beyond the tip of the first longitudinal vein.

*Hab.* Cuba. (Poey.)





**IMAGE EVALUATION  
TEST TARGET (MT-3)**



**Photographic  
Sciences  
Corporation**

23 WEST MAIN STREET  
WEBSTER, N. Y. 14580  
(716) 872-4503

1.4  
9  
28  
32  
8  
22  
20  
8

10  
51

b. In the male all the tibiae, in the female also all femora yellow.

**11. *P. scobinator* Loew.** ♂ and ♀.—Parvus, nitidissimus, viridis vel ex viridi chalybeus, facie pilosâ, alis immaculatis, anteriore vene longitudinalis quartæ ramulo arcuatim ducto, halteribus flavis.

♂. Abdomine fasciis nigris angustis ornato et in apice pilis solito paulo longioribus vestito, femoribus nigris, viridimicantibus, summo femorum anteriorum apice tibiisque omnibus flavis, tibiaram posticarum apice tarsisque omnibus ex fusco nigris, primo tamen tarsorum anticorum articulo flavo, calcare tibiaram intermediarum longissimo, primo tarsorum intermediarum articulo setulis incurvis scabro.

♀. Fasciis abdominalibus nigris nullis, coxis anticis, femoribus tibiisque omnibus flavis, extremo tibiaram posticarum apice tarsisque omnibus ex fusco nigris, basi tamen tarsorum anteriorum flavâ.

Small, very shining, green or greenish-blue; face hairy; wings without picture, the anterior branch of the fourth longitudinal vein arch-like; halteres yellow.

♂. Abdomen with narrow black bands, at the tip with a somewhat shorter pubescence than usual; femora black, with a green lustre, the extreme tip of the four anterior femora and all tibiae yellow, the tip of the hind tibiae and all tarsi brownish-black, still the first joint of the fore tarsi yellow, the spur of the middle tibiae extremely long; the first joint of the middle tarsi rasp-like, being beset with crooked bristles.

♀. Abdomen without black bands; fore coxæ, all femora and all tibiae yellow; the extreme tip of the hind tibiae and all tarsi brownish-black, still the basis of the fore and middle tarsi yellow. Long. corp. 0.15—0.16. Long. al. 0.15.—0.16.

**Syn.** *Psilopus scobinator* Loew, Neue Beitr. VIII, 91, 9.

*Male.* Handsome shining, green, sometimes partly steel-blue. Palpi black; proboscis brownish-yellow. Face with a long whitish pubescence and not very closely dusted with white. The second joint of the antennæ with moderately long bristles; the arista itself only of the usual length. The delicate scattered pubescence of the front generally yellowish, more seldom whitish; the usual black bristles upon the ocellar tubercle and in the upper eye-corner rather long. The bristles upon thorax and scutellum are also rather long. The hind part of the abdomen is more pointed in the shape of a cone than in most of the other species; the black bands at the basis of the segments of the abdomen are narrow, broader only upon the segments. The short pubescence of the abdomen is black; upon the first segment, as also on the anterior part of the lateral margin and on the greater part of the venter it is

whitish; the black bristles before the incisures are not remarkably long; the bristle-like hairs at the extreme tip of the abdomen are rather long. The small hypopygium is black, with extremely small black appendages. Coxæ black, dusted with white, the foremost with a white pubescence and a few black bristles. Femora black with a green reflection; the anterior ones light yellow at the extreme tip; upon the under side of all there is a delicate, erect, rather sparse pubescence of medium length. Tibiæ yellow; the hindmost colored with blackish-brown to a rather considerable extent at the tip. Fore tibiæ upon the upper side with about four short black, minute bristles, upon the hind side with about six still shorter ones. Middle tibiæ upon the first half of the hind side with three not very long black bristles; a perceptibly longer bristle is to be found upon the first quarter of the front side, another near its end; immediately before the end on the under side an unusually long, straight, diverging, black bristle assumes the shape of a rather striking spur of the tibia. On the hind tibiæ, besides the black bristles inserted at the tip, there is but one bristle deserving to be noticed, upon the first third of the outside. Fore tarsi slender, somewhat longer than the tibiæ; their first joint yellow, only at the extreme tip brownish-black, nearly once and a half the length of the following taken together; the latter are brownish-black; from the second to the fourth of rapidly decreasing length, the fifth as long as the fourth. There are no bristles nor any unusual pubescence on the fore tarsi. Middle tarsi brownish-black, considerably shorter than the tibiæ; their first joint about once and a quarter the length of the following taken together, its whole length upon the under side fringed rasp-like with short black bristles, crooked downwards, and inserted in a row on both sides; the four following joints of decreasing length. Hind tarsi black, hardly two thirds of the length of the tibiæ; their first joint little longer than the following taken together; the second to fourth joint of rapidly decreasing length; the two last joints of an equal length, somewhat flattened. Halteres yellowish with blackish peduncle; tegulæ with black cilia. Wings hyaline with black veins; the end of the first longitudinal vein is a considerable distance before the middle of the wing; the anterior branch of the fourth longitudinal vein diverges from it at an angle which is very nearly a right one, and turns then arch-like towards the margin, which it reaches rather far before the apex, quite near the tip of

the third longitudinal vein; hind transverse vein moderately oblique and nearly straight.

*Female.* Face somewhat broader than in the ♂. All bristles perceptibly shorter. Abdomen, in the usual position of the segments, without black bands. Fore coxæ yellow, at the extreme basis often colored with gray; their white pubescence much shorter and the black bristles more striking. All the femora altogether yellow, fringed upon the under side with but very short, erect, whitish hairs. Tibiæ quite yellow, the hindmost somewhat infuscated only at the extreme tip. The bristles of the tibiæ are quite like those of the ♂, still some of the bristles are missing, or at least shorter. Tarsi plain, somewhat shorter than in the ♂; the first joint of the middle tarsi brownish-yellow, upon the under side with but a few very short black bristles.

*Hab.* New York, Illinois. (Osten-Sacken.)

*Observation 1.*—With *P. scobinator* begins a series of very closely resembling species, which agree in a remarkable manner not only in size and coloring, but also in the majority of the plastic characters. The structure of the middle feet in the ♂ shows differences, which leave no doubt as to their specific distinctness. The distinction of their females offers such difficulties, that I am unable to overcome them with the materials at my command. I have received *P. scobinator* in so large numbers, that the ♀ belonging to this species is surely abundantly represented among them; but whether I have not confounded with it females of the three following species, I am not able to tell. Some of the females, I suspect, belong to *P. caudatulus*, others may be *P. inermis*, but I am not positively certain about any one of them. Positive characters for the distinction of the females of these species can only be acquired by the observation of the species in life.

*Observation 2.*—There is no doubt that *P. femoratus* Say belongs to the present group. Whether it is one of the species known to me, and which of them, I cannot decide, as Say does not mention any of those plastic characters by which alone they can be distinguished, and as the ♂ specimen sent by Say to Wiedeman has not been preserved in the collection of the latter.



**12. *P. caudatulus* Loew.** ♂.—Parvus, nitidissimus, viridis vel ex viridi chalybeus, facie pilosâ, alis immaculatis, anteriore venâ longitudinalis quartâ ramulo arcuatim ducto, halteribus flavis.

♂. Abdomine fasciis nigris angustis ornato et in apice pilis solito multo longioribus vestito, femoribus nigris, viridilucantibus, summo femoribus anteriorum apice tibusque omnibus flavis, apice tiliarum posticarnâ tarsisque omnibus ex fusco nigris, tarsorum anteriorum basi tamen flavâ, calcare tiliarum intermediarum longissimo, primo tarsorum intermediorum articulo setulis incurvis scalto.

♀. . . . .

Small, very shining, green or bluish-green; face hairy; wings without picture; the anterior branch of the fourth longitudinal vein arched; halteres yellow.

♂. Abdomen with narrow black bands, at the tip with much longer hairs than usual, femora black, with a greenish reflection, the extreme tip of the four anterior femora, and all tibiae yellow; the tip of the hind tibia, and all tarsi brownish-black; still the first joint of the fore tarsi yellow, the spur of the middle tibiae very long; first joint of the middle tarsi beset with crooked bristles, rasp-like.

♀. . . . . Long. corp. 0.15. Long. al. 0.15.

*Syn.* *Psilopus caudatulus* Loew, Neue Beitr. VIII, 93, 12.

It resembles the *P. scobinator* so much, that the statement of the slight differences will be perfectly sufficient for its recognition; the hairs at the tip of the abdomen are much longer, more bristle-like, and when well preserved, are of the same length as the four last segments of the abdomen, whilst in *P. scobinator*, the two which are longest among them are but little longer than the last segment.

*Hab.* Missouri. (Schaum.) Illinois. (Le Baron.)

*Observation.*—The name which I have given to this species is intended to remind of *P. caudatus* Wied., which undoubtedly belongs to the same group; but, by its larger size, it seems to be different from the species known to me. In the *Neue Beiträge*, in consequence of a mistake, some incorrect statements have been made by me about *P. caudatulus*. Its resemblance with *P. scobinator* is so great that one would be very much inclined to take it for a mere variety of it, if the difference in the length of the hairs at the tip of the abdomen was not so considerable, and if the distinction of the other species of this group, otherwise agreeing perfectly in all characters, did not likewise rest on some single plastic character.

**13. *P. calcaratus* Loew.** ♂.—Parvus, nitidissimus, viridis vel ex viridi chalybeus, facie pilosâ, alis immaculatis, anteriore venæ longitudinalis quartæ ramulo arcuatim ducto, halteribus flavis.

♂. Abdomine fasciis nigris angustis ornato, femoribus nigris, viridimicantibus, summo femorum anteriorum apice tibiisque omnibus flavis, tibiarum posticarum apice tarsisque omnibus ex fusco nigris, primo tamen tarsorum anticorum articulo flavo, calcare tibiarum intermediarum longissimo, primo tarsorum intermediorum articulo simplici.

♀. . . . .

Small, very shining, green or greenish-blue; face hairy; wings without picture, the anterior branch of the fourth longitudinal vein arched; halteres yellow.

♂. Abdomen with narrow black bands; femora black, with a greenish lustre, the extreme tip of the four anterior femora and all tibiæ yellow; the tip of the hind tibiæ and all tarsi brownish-black; still the first joint of the fore tarsi yellow; the spur of the middle tibiæ extremely long; the first joint of the middle tarsi plain.

♀. . . . . Long. corp. 0.15. Long. al. 0.15.

Syn. *Psilopus calcaratus* Loew, Neue Beitr. VIII, 93, 10.

I am unable to mention any difference from the male of the *P. scobinator*, except that the middle tarsi are somewhat longer, namely, as long as the tibiæ, and that their first joint upon the under side is not fringed rasp-like, with numerous, crooked bristles, but has only a few scattered straight bristles.

*Hab.* Carolina. (Zimmermann.)

**14. *P. inermis* Loew.** ♂.—Parvus, nitidissimus, viridis vel ex viridi chalybeus, facie pilosâ, alis immaculatis, anteriore venæ longitudinalis quartæ ramulo arcuatim ducto, halteribus flavis.

♂. Abdomine fasciis nigris angustis ornato et in apice pilis solito longioribus nullis vestito, femoribus nigris, viridimicantibus, summo femorum anteriorum apice tibiisque omnibus flavis, apice tibiarum posticarum extremo tarsisque omnibus ex fusco nigris, tarsorum anteriorum basi tamen flavâ, calcare tibiarum intermediarum brevissimo, primo tarsorum intermediorum articulo simplici.

♀. . . . .

Small, very shining, green or bluish-green, face hairy; wings without picture, the anterior branch of the fourth longitudinal vein arched; halteres yellow.

♂. Abdomen with narrow black bands, at the tip without hairs longer than usual; femora black, with greenish lustre, the extreme tip of the four anterior femora and all tibiæ yellow, the extreme tip of the hind tibiæ and all tarsi brownish-black, still the basis of the fore and middle

tarsi yellow; the spur of the middle tibiae very short; the first joint of the middle tarsi plain.

♀ . . . . . Long. corp. 0.15. Long. al. 0.15.

SYN. *Psilopus inermis* LOEW, Neue Beitr. VIII, 93, 11.

This species is likewise most closely allied to the ♂ of *P. scobinator*. In the coloring there are no differences, except that in *P. inermis* the hind tibiae are somewhat infuscated at the very extreme tip, while in the ♂ of *scobinator* the blackish-brown coloring is extended nearly over the whole of their last quarter, and that in *inermis* the first joint of the middle tarsi is brownish-yellow nearly to the middle. Whether these differences in the coloring are constant, further observations must show. The plastic differences, which secure the specific distinctness of *inermis* from the two previous species lies in the structure of the middle feet. Whilst in the latter that bristle, which is inserted near the tip of the tibiae upon the inner side, forms an unusually long, diverging spur, and much exceeds in length the bristle inserted on the front side of the tip, in *P. inermis* the bristle inserted on the inner side is not only the much smaller one, but is also not diverging; the remaining bristles of the middle tibiae are considerably longer than in *scobinator* and *calvaratus*; the first joint of the middle tarsi is plain, as in *calvaratus*, but has upon its under side a still smaller number of very short, straight bristles; the fore and middle tarsi are somewhat longer than in the two previous species, still this difference is but trifling.

*Hab.* Pennsylvania. (Osten-Sacken.)

## II. TEGULÆ WITH PALE CILIA.

### A. *Antennæ entirely black.*

**15. *P. scintillans* LOEW.** ♂ and ♀.—Totus nitidissimus, viridis vel ex viridi chalybeus, abdomine interdum ex aureo viridi, antennis nigris, coxis anticis pedibusque flavis.

♂. Alarum costâ breviter ciliatâ, hypopygii appendicibus atris.

♀. Alarum costâ non ciliatâ.

Very shining, green or bluish-green, abdomen sometimes golden-green; antennæ black; fore coxæ and all the feet yellow.

♂. Costa with short cilia; appendages of the hypopygium black.

♀. Costa not ciliated. Long. corp. 0.14—0.16. Long. al. 0.15—0.17.

SYN. *Psilopus scintillans* LOEW, Neue Beitr. VIII, 94, 13.

*Male.* Very handsomely shining, green, the abdomen, excepting the two last segments, gilded. Proboscis dingy yellow, the small palpi black, with white hairs. Face without hairs, dusted with white. Antennæ entirely black, small; the second joint with short, minute bristles; the arista itself of only moderate length. Front with the usual black bristles, which have but a moderate length, otherwise bare. Bristles upon scutellum and thorax of moderate length; upon the latter there are only two bristles. The black hairs of the abdomen are very scattered, and the black bristles before its incisures are rather short. The small hypopygium is black; its external appendages are very narrow, black, and with black hairs. Fore coxæ pale-yellow, with scattered and rather short whitish hairs, and beset with several white bristles. Middle and hind coxæ black. Feet very long and slender, pale-yellow. Femora slender, upon the under side sparsely fringed with short, minute, whitish hairs. Tibiæ likewise very slender, without bristles, with a very short black pubescence, which is diverging fringe-like on the middle tibiæ and is much closer upon their under side. Fore tarsi extremely slender, more than once and two-thirds the length of the tibiæ; their first joint alone somewhat longer than the tibiæ, brownish-yellow; the following joints brownish-black and of decreasing length. Middle tarsi likewise very slender, about once and a half the length of the tibiæ; their short black pubescence diverging, so that it appears fringe-like; their first joint brownish-yellow, at the extreme tip brownish-black; the following joints brownish-black and of decreasing length. Hind tarsi nearly as long as the tibiæ; first joint brownish-yellow, and but little longer than the following joints taken together; the latter brownish-black and of decreasing length. All the tarsi entirely without bristles. Halteres pale-yellow with a blackish peduncle; tegulæ blackish with whitish cilia. Wings on the anterior margin, from their basis to the tip of the second longitudinal vein, regularly ciliated with rather stout, minute, black hairs; the third longitudinal vein rather distinctly curved backwards at its end; the anterior branch of the fourth longitudinal vein diverges from it at a nearly right angle and turns then at a very rounded, somewhat obtuse angle towards the margin, which it reaches very near before the apex and not far from the tip of the third longitudinal vein; posterior transverse vein rather oblique and somewhat inflected.

*Female.* It resembles the male very much, still the pubescence and bristles of the body are shorter, also the anterior margin of the wing is not ciliated. The delicate, minute white hairs upon the under side of the femora are hardly perceptible. Middle tibiae with a much shorter, not diverging pubescence, but with a few minute black bristles, which are not to be found in the ♂ Tarsi somewhat shorter, otherwise of a similar structure, still the middle tarsi only with a quite short, not diverging pubescence, and the first joint of the hind tarsi fully as long as the four following joints taken together. Tegulae sometimes rather yellowish.

*Hab.* Middle States. (Osten-Saeken.)

B. *The two first joints of the antennae pale.*

A. *Fore femora in both sexes, or at least in the male, without yellow thornlike bristles upon the under side.*

1. Abdomen not yellow at the basis.

**16. P. pallens** WIED. ♂ and ♀.—Ex viridi cinereus, opacus, proboscide, palpis, duobus primis antennarum articulis, ventre, coxis pedibusque flavis, coxis posterioribus fusco-maculatis.

♂. Tarsorum anticorum articulo quarto subdilatato, albido.

♀. Infero femorum anticorum latere setis validis flavis armato.

Greenish-gray, without lustre, halteres, palpi, the two first joints of the antennae, the venter, the coxae, and the feet yellow, the four posterior coxae spotted with brown.

♂. The fourth joint of the fore tarsi slightly enlarged, whitish.

♀. Under side of the fore femora bearing stout yellow bristles. Long. corp. 0.23—0.26. Long. al. 0.22—0.24.

SYN. *Psilopus pallens* WIEDEMANN, AUSS. Zweifl. II, 219, 11.

*Psilopus albonotatus* LOEW, Neue Beitr. V, 4.

*Psilopus pallens* LOEW, Neue Beitr. VIII, 97, 17.

*Male.* Everywhere closely covered with a grayish or whitish-gray dust, from below which the metallic bluish-green ground shines distinctly, although not strongly, through. Proboscis brown; palpi whitish-yellow. Face broad, without hairs, very closely covered with white dust. The two first joints of the antennae yellowish, the second beset with very short minute black bristles; third antennal joint brown, rounded; arista proportionally short. Front with a close white, round the ocellar tubercle with brownish-gray, dust, without hairs, the usual black bristles upon it of medium

length. The opaque thorax, dusted with grayish, has two longitudinal lines, distant from each other upon the middle, and two other incomplete longitudinal lines of a brown color, occupying the place of the lateral stripes. Bristles of the thorax proportionally short. Scutellum with two bristles. The abdomen, dusted with grayish and rather opaque, has upon the second segment a large blackish, triangular spot, with its point directed backwards; upon each of the following segments there is a similar spot, which is connected with the rather narrow black anterior margin of the segment, and the color of which is changing from a dusky-bronze into grayish-green. The structure of the hypopygium and of its appendages is nearly as in *P. albifrons* Meig.; the external appendages are hardly half so long as the inner ones and have the form of a small elliptical lamella; their color is brown, their pubescence near the basis more delicate, shorter and pale, at the tip coarser, longer, and black; the inner appendages form a brownish-yellow forceps, dark-brown at the tip. Coxae and feet yellowish, still the middle and hind coxae rather broadly infuscated. Fore coxae beset only with a delicate, moderately long, yellowish-white pubescence, without stouter bristles. All femora slender, upon the under side very glabrous; the few pale hairs which are to be found there are extremely short, and therefore hardly perceptible. Pubescence of all the tibiae very short, that of the middle tibiae somewhat longer and more diverging. Fore tibiae upon the upper side with a few slender minute bristles, one of which is inserted at their tip. Middle tibiae generally infuscated upon the two last thirds of their upper side; upon their anterior side, not far from the basis, a more perceptible small black bristle is inserted; otherwise they are without bristles. Hind tibiae with a few very small bristles at the tip, otherwise as good as without bristles. Fore tarsi slender, double the length of the tibiae; their first joint somewhat longer than the tibiae; the three following joints of nearly the same length; the fourth joint somewhat flattened from the sides, whitish; fifth joint only about half as long as the fourth, dark-brown. Middle tarsi once and a half the length of the tibiae, slender; the first joint distinctly longer than the following taken together; the latter of a decreasing length, the last one infuscated. Hind tarsi somewhat shorter than the tibiae, their first joint distinctly shorter than the second, the last one somewhat infuscated. Halteres yellowish; tegulae with

a narrow black border and yellowish-white cilia. Wings rather large, of an elliptical outline, tinged with brownish-gray; the third longitudinal vein is but little curved backwards at the end; the anterior branch of the fourth longitudinal vein, the origin of which lies nearer to the posterior transverse vein than to the margin of the wing, leaves this vein at an obtuse angle, and turns in a flat curve towards the margin, which it reaches a little before the apex and not far from the tip of the third longitudinal vein; the posterior transverse vein lies proportionally far away from the margin, is but moderately oblique and not inflected.

*Female.* It resembles the ♂ very much, but shows the following differences: The color of the dust upon front, thorax, scutellum and abdomen is more yellow-grayish. The blackish, triangular dorsal spots of the abdomen are indistinct. The fore coxae have, besides the yellowish-white pubescence, on the inner and outer margin, as also at the tip, numerous yellow bristles. Feet shorter and of stouter structure than in the ♂. Upon the first half of the under side of the fore femora there are five diverging stout thorn-like bristles of yellow color. All the tibiae are sparsely beset with single black bristles of medium length. Tarsi distinctly shorter than in the ♂, from the third joint infuscated, the last joint dark brown, the second to fourth joints of the fore tarsi decreasing in length more rapidly than in the ♂. Wings somewhat smaller and less obtuse than those of the ♂; the venation does not show any perceptible difference.

*Hab.* New York. (Osten-Sacken, who found it frequently in June and July in the buildings near the Bowling Green and the Battery, on walls and windows in the rooms.)

*Observation 1.*—The present species is not only an entirely European form, but also without the least doubt perfectly identical with *P. albonotatus*, which I have discovered at Rhodus and described in "*Neue Beitr.* V." The comparison of two ♂ of the latter with several ♂ of *P. pallens* shows, that there is no perceptible difference between them.

*Observation 2.*—At the Imperial Museum in Vienna there are two specimens of *P. pallens* marked "New Holland." The simultaneous existence of the species in North America and Europe might lead to believe in the possibility of its also occurring in New Holland. However, my reasons for doubting this at present are as follows: the pins bearing these specimens are easily

distinguished from others, and among all the other *Dolichopodidae* of the collection, there are only two specimens on similar pins, and both are also marked "New Holland." A most careful comparison of the latter specimens showed that they are *P. siphon* Say. This circumstance renders it very probable that there was a mistake in the statement of the *habitat*.

2. Abdomen at the basis yellow, not metallo.

a. Tarsi for the most part black.

**17. *P. variegatus* Loew.** ♀.—Viridi, chalybeo et cupreo varius, modice nitens, proboscide, palpis, primis duobus antennarum articulis, abdominis basi, ventre pedibusque flavis, coxis intermediis cinereo-maculatis, tarsis ex fusco nigris.

Green, steel-blue and copper colored, variegated, moderately shining; proboscis, palpi, the two first joints of the antennæ, the basis of the abdomen, the coxæ and feet yellow; middle coxæ spotted with gray; tarsi brownish-black. Long. corp. 0.21. Long. al. 0.20.

SYN. *Psilopus variegatus* Loew, Neue Beitr. VIII, 95, 14.

Green, the most part of the upper side of the thorax and the anterior part of the single segments of the abdomen coppery-red, the front and scutellum blue. The lustre of the ground-color is moderated by a slight whitish dust. Face greenish-blue, closely dusted with white, reaching more downwards than usual; without hairs. Proboscis and palpi yellow. The two first antennal joints yellowish, the second with very short minute black bristles; the arista dorsal, moderately long. Front blue, slightly dusted with white, without hairs; its usual black bristles of a moderate length. The upper side of the thorax shows two longitudinal lines of a coppery-red color, which are separated by a broad green stripe; each of them coalesces with a large coppery-red lateral spot; the upper side of the thorax is very probably not so variegated in all specimens. The black bristles of the thorax of medium length. Scutellum blue with a green tip; the pair of bristles inserted near its tip is rather large, that nearer to the basis is more slender and much shorter. Pleuræ rather closely dusted with white; their hind margin colored with yellow. The first segment of the abdomen yellow, near the basis blackish, on the hind margin, excepting the middle, metallic-green and fringed with a row of long black bristles; the basal third of the second



segment and on each side a lateral spot, yellow; otherwise, the abdomen is metallic-green, at the basis of the segments handsome coppery-red, altogether covered with a slight whitish dust. The pubescence of the first segment of the abdomen is whitish and delicate, upon the remaining segments it is coarser and black; the minute black bristles before the second and before the following segments differ but little from the remaining pubescence. Venter yellow, with a very scattered and short pubescence, which has near its basis a whitish, towards its end a black color. Fore coxæ yellow with a rather short whitish pubescence and with a few stout whitish-yellow bristles. Middle and hind coxæ likewise yellow, still the first with a gray spot, which covers the larger part of its outside. Femora yellow, upon the under side with a hardly distinct whitish pubescence; the foremost with a single black bristle inserted upon the outside not far from the basis. The middle tibiæ have a more distinct minute bristle upon the front side near the basis and a few at the tip, besides some small ones upon the hind side; the hind tibiæ have upon the front side, not far from the basis, also one stout bristle and some quite small, hardly perceptible ones upon the upper and under side. Fore tarsi about once and two-thirds the length of the tibiæ; their first joint alone of the same length as the tibiæ, brownish-yellow; the following joints brownish-black and of decreasing length, still the third but little shorter than the second. Middle tarsi once and a-half the length of the tibiæ, of the same coloring and structure, only the first joint proportionally somewhat shorter. Hind tarsi but little shorter than the tibiæ, brownish-black, at the basis more yellowish-brown, the first joint not quite as long as the second and third taken together. Halteres yellowish; tegulæ with a very narrow black border and whitish cilia. The third longitudinal vein of the wings distinctly curved backwards near its end; the anterior branch of the fourth longitudinal vein diverges at a rather acute angle and turns then at a very rounded right angle towards the margin, which it reaches somewhat before the apex near the tip of the third longitudinal vein; hind transverse vein strikingly oblique, not sinuated.

*Hab.* Florida. (Osten-Saeken.) Cuba. (Gundlach.)

*Observation.*—*P. variegatus* is very like the ♀ of *P. psittacinus*. The proportionally longer wings, the different position of the bristles of the scutellum, the much darker coloring of the

tarsi and the proportionally somewhat lesser length of the first joint of the hind tarsi seem to prove its distinctness sufficiently.

*b. Tarsi but little infuscated towards the end.*

*a. All the coxæ entirely yellow.*

**18. *P. bicolor* LOEW.** ♀.—Viridis, nitidissimus, proboscide, palpis, duobus primis antennarum articulis, abdominis basi et maculis laterali-bus, ventre, coxis pedibusque flavis.

Green, very shining; proboscis, palpi, the two first joints of the antennæ, the basis of the abdomen and spots on its side, venter, coxæ and feet yellow. Long. corp. 0.13—0.14. Long. al. 0.13—0.14.

SYN. *Psilopus bicolor* LOEW, Neue Beitr. VIII, 96, 15.

Green, very shining. Palpi and proboscis yellow. The glabrous face and the front bluish-green, the former rather closely dusted with white, the latter with the usual black bristles, which have but an insignificant length, otherwise without pubescence. The two first joints of the antennæ yellowish; the second with only extremely short minute black hairs. The black bristles of the thorax short. Scutellum with only two long black bristles. Plenæ closely dusted with white, their hind margin yellow. First segment of the abdomen yellow, with a shining green hind margin; the second segment likewise yellow, with a very large metallic-green spot, which only leaves unoccupied the basal one-third, the anterior corner and the lateral margin; the two following segments shining green, with a yellow anterior corner and yellow lateral margin; the fifth segment only with a yellow lateral margin. Venter entirely yellow. The pubescence of the abdomen is scarce, delicate and short, upon its upper side black; the minute black bristles before the incisures are so short that they distinguish themselves but little from the remaining pubescence. All the coxæ and the very glabrous, long and slender feet pale yellowish. Fore coxæ with a short whitish pubescence and with a few hair-like whitish bristles. Under side of the fore femora with extremely short minute whitish hairs, under side of the middle and hind femora glabrous. Fore tibiæ entirely without bristles; middle and hind tibiæ with one short minute black bristle upon the outside, not far from the basis and with some similar minute bristles at the tip. The very slender fore tarsi over once and two-thirds the length of the tibiæ; their first joint a little longer than the

tibia, the following joints of a decreasing length, the fifth joint infuscated. The slender middle tarsi nearly once and a-half the length of the tibiae; their first joint distinctly shorter than the tibia; the following ones of decreasing length, the last one somewhat infuscated. Hind tarsi about three-fourths the length of the tibiae; their first joint longer than the following taken together; these are of a decreasing length, somewhat infuscated, still only the last is really brown. The pubescence of all the feet is of a rather striking shortness; its color upon the under side of the tibiae and tarsi is not black, although they take the appearance of this color in some reflected light. Halteres pale-yellowish; tegulae with an exceedingly narrow black border and with yellowish-white cilia. The third longitudinal vein of the wings curved gently backwards at its tip; the anterior branch of the fourth longitudinal vein diverges from it under a rather acute angle and turns then at a rounded right angle towards the margin, which it reaches immediately before the extreme apex, near the tip of the third longitudinal vein; the hind transverse vein very oblique, little inflected.

*Hab.* Middle States. (Osten-Saeken.)

*β.* Middle coxae gray with yellow tip.

**19. *P. psittacinus* Loew.** ♂ and ♀.—Aureo-viridis, modice nitens, proboscide, palpis, duobus primis antennarum articulis, abdominis basi, ventre, coxis anticis posticisque et pedibus flavis, coxis intermediis cinereis, in apice flavis.

♂. Alarum costâ concavâ, breviter ciliatâ.

♀. Alarum costâ nec concavâ, nec ciliatâ.

Golden-green, moderately shining, proboscis, palpi, the two first joints of the antennae, the basis of the abdomen, the venter, the fore and hind coxae, as also the feet, yellow; the middle coxae gray with yellow tip.

♂. The anterior margin of the wings concave, with a fringe of short cilia.

♀. The anterior margin of the wings neither concave nor ciliated. Long. corp. 0.20—0.22. Long. al. 0.19—0.20.

*Syn.* *Psilopus psittacinus* Loew, Neue Beitr. VIII, 96, 16.

*Male.* Golden-green, moderately shining. Proboscis and palpi yellow. Face greenish-blue, closely dusted with yellowish-gray, reaching much downwards, without hairs. The two first joints of the antennae yellowish, the second with very short minute black bristles. The arista dorsal, moderately long. Front blue or bluish-green, with a grayish-yellow or nearly whitish dust, without

hairs, its usual black bristles of a very moderate length. Thorax, scutellum and abdomen with a slight yellowish dust, which moderates the lustre of these parts. The black bristles of the thorax of moderate length. The scutellum has only the pair of bristles at the tip, which is of a considerable length; immediately near each bristle of this pair a much shorter black hair is inserted towards the outside. Pleuræ black with a green reflection and with a grayish-white dust; their hind margin gray or at least only in part yellowish. Abdomen green, towards its end generally somewhat gilded; the first segment yellowish, at its basis blackish, on the hind margin metallic-green; on the second segment the anterior margin and corner, sometimes also the lateral margin, yellow; the third segment has generally, on the anterior part of the lateral margin, an elongated yellowish spot. The scattered pubescence of the abdomen is rather delicate and long; upon the upper side it is black, whitish only upon the first segment; the pubescence of the venter is whitish near its basis, but becomes gradually darker towards the end. The black bristles before the incisures of the abdomen of a very moderate length. The external appendages of the hypopygium small and very narrow, brownish-yellow. Fore and hind coxæ pale yellow, the former with a shorter and more delicate whitish pubescence and with a few light-yellowish bristles; middle coxæ gray with pale-yellowish tip. Feet yellowish. Femora slender, upon the under side sparsely fringed with exceedingly short, minute whitish hairs; besides, upon the second half of the under side of the middle femora there is a sparse row of minute black hairs. Tibiæ slender and long; the usual black pubescence of the fore and hind tibiæ is very short and appressed, that of the middle tibiæ somewhat longer and more erect, therefore almost fringe-like. The fore tibiæ, with the only exception of a rather small minute black bristle, inserted upon their outside, near the basis, are entirely without bristles. The middle tibiæ bear no bristles whatever, distinguished from the other pubescence. Hind tibiæ upon the front side, not far from the basis, with a rather apparent little bristle, whilst those upon the upper and under side are less numerous, extremely small and therefore more difficult to perceive. Fore tarsi slender, nearly twice as long as the tibiæ; their first joint for itself alone somewhat longer than the tibia, the following ones of decreasing length, the last one brown. Middle tarsi slender, about once and a half the length of the tibiæ;

the first joint distinctly shorter than the tibia, upon its front side somewhat sparsely ciliated with oblique minute black hairs; the following joints only with the usual short pubescence and of decreasing length; the last one dark brown. The length of the hind tarsi somewhat exceeds three-fourths of the tibiæ; their first joint is only somewhat longer than the following taken together; these are of decreasing length, somewhat infuscated, still only the last one dark brown. Halteres light yellow; tegulæ with extremely narrow black margin and with yellowish-white cilia. Wings with brown veins; the anterior margin is gently sinuated upon its larger second half, and forms before the tip of the second longitudinal vein a projecting angle, so that the whole wing acquires a quite unusual axe-like shape; the whole anterior margin, as far as that angle, is delicately and equally ciliated; the third longitudinal vein, near its end, is turned back very abruptly and unusually far; the anterior branch of the fourth longitudinal vein diverges from it under a rather acute angle and turns then in a curve towards the margin, which it reaches not far from the tip of the third longitudinal vein; posterior transverse vein rather remarkably oblique, gently sinuated in the shape of an S.

*Female.* It resembles the male very closely. Besides the lesser length of the bristles on the whole body, and besides the somewhat lesser length of the feet, which are of the same color as in the ♂, there are only the following differences: the whole hind margin of the pleuræ is colored with yellow. The middle tibiæ are without the longer and erect pubescence of the ♂, but their pubescence is short and appressed as on the other tibiæ; there are, however, upon the front side near the basis one, and at the tip of the tibiæ a few more distinct minute black bristles, besides some smaller ones upon the hind side. The anterior margin of the wings is neither concave nor ciliated, the wings therefore of the usual form; the third longitudinal vein, near its end, is much less suddenly and much less strongly curved backwards; the course of the anterior branch of the fourth longitudinal vein is somewhat less in a curve, and the sinuosity of the hind transverse vein not so strong.

*Hab.* Florida. (Osten-Sacken.)

n. Fore femora upon the under side with thornlike bristles in both sexes.

1. All the coxæ entirely yellow.

**20. P. tener** Loew. ♂ and ♀.—Laete viridis, proboscide, palpis, primis duobus antennarum articulis, pleurarum margine postico, abdominis basi, coxis pedibusque flavis, ciliis tegularum albicantibus, alarum venâ transversâ posteriore valde obliquâ.

♂. Femora antica setulis subtribus armata; appendices hypopygii majusculæ flavæ.

♀. Femora antica setis quatuor validis armata.

Light green, proboscis, palpi, the two first joints of the antennæ, the hind margin of the pleuræ, the basis of the abdomen, the coxæ and feet yellow; cilia of the tegulæ whitish; hind transverse vein of the wings very oblique.

♂. Fore femora generally with three minute bristles; the rather large appendages of the hypopygium yellow.

♀. Fore femora with four stout bristles. Long. corp. 0.16—0.17. Long. al. 0.22.

Syn. *Psilopus tener* Loew, Berl. Ent. Zeitschr. VI, 217, 71.

Light metallic-green, rather shining. Proboscis and palpi yellow, the latter beset with a few minute bristles, which have in the ♂ a whitish, in the ♀ a black color. The glabrous face, covered with white dust, is very broad, particularly upon its upper part, which is very convex. Antennæ small, the two first joints yellow, the second beset with a few short, minute black hairs upon the upper side; upon the under side with a few short, minute white hairs; the very small third joint is generally blackish, still it has sometimes a much lighter coloring. The front is generally sky-blue, and, besides the usual black bristles, without pubescence. Upper side of the thorax sometimes more blue than green, rather distinctly dusted and beset with but a moderate number of black bristles. Pleuræ, in consequence of a close white dust, grayish-green. The scutellum, which has two bristles, is sometimes green, sometimes purplish-blue. Abdomen shining light-green, sometimes rather golden-green; its basis is in the ♀ always, in the male generally, colored with yellow; the black bristles before the hind margin of the single segments are proportionally short. Hypopygium blackish-brown and dusted with white; its appendages are pale yellow; the external ones are narrow lamellæ and are fringed with a blackish pubescence, which is somewhat longer

at their tip; the inner ones are styliform, distinctly longer than the outer ones and fringed upon their upper side with some few minute light hairs; the stile-like central organ is as long as the inner appendages and is smoothly curved downwards. The coxæ and the long, very slender and very glabrous feet are yellowish. The fore coxæ of the ♂ have a proportionally long, rather dense and delicate whitish pubescence; in the ♀ there are, instead of the longer hairs, bristles of a white-yellowish coloring. The fore femora of the ♂ have upon the under side near the basis, three thin yellowish bristles of decreasing length; in the ♀ there are in their stead four stout yellowish bristles. The hind femora of the ♂ have upon the upper side near the basis a few long and very delicate white hairs, which are not present in the ♀. The plain and slender fore tarsi are in both sexes much longer than the tibiæ: they are still much longer in the ♂ than in the ♀; the first joint of all tarsi is very elongated, particularly in the ♂; on the fore tarsi it is about twice as long as the following joints taken together, on the middle tarsi about three times as long, besides they are distinguished by their slenderness, and apparently complete glabrousness. The hind tarsi in both sexes are nearly as long as the tibiæ, their first joint in the ♂ somewhat longer than the following joints taken together, but in the ♀ somewhat shorter. Tegulæ on the margin with only a single quite small black dot; their cilia whitish. Wings grayish hyaline, long and narrow, towards the basis still more narrowed, particularly in the ♂; their anterior veins are yellow, the posterior ones more infuscated; the anterior branch of the third longitudinal vein is very long, rather flat and but little curved; the posterior transverse vein is far remote from the margin and has a very oblique position. The ♂ possesses, as a particular distinctive mark, upon the under side of the basis of the wing, a crooked, black, rather stout thorn, inserted near the anterior margin.

*Hab.* Pennsylvania. (Coll. Winth.)

*Observation.*—The *P. delicatus* of Mr. Walker, who described a ♀, has an entirely green abdomen, can therefore not be *tener*, as the basis of the abdomen of its ♀ is always colored with yellow.

## 2. Middle and hind coxæ blackish.

**21. *P. filipes* Loew.** ♂.—Gracilis, longipes, nitidus, capite, thorace scutelloque chalybeis, abdomine viridi, proboscide, duobus primis antennarum articulis, coxis pedibusque flavis, femorum intermediorum basi nigra, tibiis intermediis tarsisque omnibus fuscis.

Slender, long-legged, shining, head, thorax and scutellum steel-blue, abdomen green; proboscis, the two first joints of the antennæ, coxæ and feet yellow, still the basis of the middle femora blackish; middle tibiæ and all tarsi brown. Long. corp. 0.26. Long. al. 0.26.


Syn. *Psilopus filipes* Loew, Neue Beitr. VIII, 99, 18.

Of slender shape and very long-legged, shining. Head purplish-blue; proboscis yellow, palpi brown, both beset with minute light hairs. Face without hairs, very broad, covered with dense yellowish dust; its upper part is quite unusually convex. The two first joints of the antennæ yellow, the second fringed with short minute white-yellowish hairs; the small third joint rounded, brownish-black; arista dorsal, proportionally of insignificant length. Front without hairs, with grayish-yellow dust, which does not cover the shining purplish ground-color upon the middle; the usual black bristles of moderate length. Thorax and scutellum shining purplish-blue, with a yellowish dust, which does not cover the lustre of the ground-color. The black bristles of the thorax rather long. The scutellum has but two bristles, still near the lateral corners, on its margin, some long hairs are inserted. Abdomen shining green with a very slight yellowish dust; if the light falls upon it from behind, narrow black fasciæ on the anterior margins of the segments become apparent, which are invisible, if the light falls from the opposite side. The delicate pubescence of the abdomen is whitish; upon the upper side of the two first segments, on the lateral margin and on the venter very long, otherwise short; black bristles of moderate length are only to be found before the hind margin of the third and of the following segments. Hypopygium blackish-green with white dust; the external appendages styiform, but little shorter than the inner ones, their basal half light-brownish and hairy, their apical half white and glabrous, their extreme tip black; the inner appendages form a brownish-black foreeps. Fore coxæ yellowish with a yellowish-white pubescence, which has on their outside a rather unusual length; there are no bristles upon it. Middle and hind coxæ



blackish. Feet yellow, very long and beset with but exceedingly short, for the greatest part minute light-colored hairs. All femora slender; the foremost ones tapering towards the end, the middle ones from the basis as far as the first third, black; fore femora upon the first half of the under side with six perpendicular, erect, long, yellow, spine-like bristles; hind femora upon the first third of the hind side fringed with long, but very delicate whitish hairs. All tibiae very long and slender, fore and middle tibiae without bristles; the latter, excepting the basis, are rather dark-brown, very elongated, and gradually tapering towards their end. Hind tibiae with rather numerous, very short black bristles upon the under side. Fore tarsi brown, very slender, over once and two-thirds the length of the tibiae; their first joint is distinctly longer than the tibia; the following joints are of a decreasing length, and the last one somewhat flattened. Middle tarsi much longer than the fore tarsi, but not quite as long as the middle tibiae, filiform; the first joint brownish-black, about twice and a half the length of the following taken together, with hairs of such shortness that it appears entirely bare unless very closely examined; the four following joints light-brownish, still the extreme tip of the second and of the almost equally long third joints brownish-black; the two last joints are again of rather equal length, but, taken together, are only about as long as the second joint; the second and third joints with a distinct black pubescence, the fourth joint with a still longer pubescence; the small ungues are sharp and the pulvilli very short. Hind tarsi brownish-black with yellowish basis, not quite as long as the tibiae; their first joint somewhat longer than the four following taken together; the joints from the second to the fourth of rapidly decreasing length; the fifth joint about as long as the fourth. Halteres pale-yellowish; tegulae with whitish cilia. Wings very long and narrow, with brown veins; the third longitudinal vein is only slightly turned backwards near its end; the anterior branch has its origin in the middle between the hind transverse vein and the margin; it diverges from this vein at an obtuse angle and turns in a very flat curve towards the margin, which it reaches somewhat before the extreme apex and not far from the tip of the third longitudinal vein; the hind transverse vein is unusually distant from the margin, has a rather oblique position and is not distinctly inflected.

*Hab.* Middle States. (Osten-Sacken.)



## APPENDIX

SPECIES DESCRIBED BY PREVIOUS AUTHORS AND NOT CONTAINED IN THE  
PRESENT MONOGRAPHIS.

---

*Fabricius, Systema Entomologiæ.*

Page 783. **Musca longicornis.**

Antennis setariis, pilosis, æneo-nitens, pedibus nigris.

*Hab.* America.

Parva, statura *M. unguatæ*.<sup>1</sup> Antennæ nigræ, pilosæ setaque unica longitudine fere corporis. Corpus viridi æneum, nitidum, pedibus solis nigris. Alæ hyalinae. Cauda uncinata.

*Fabricius, Entomologia Systematica, Vol. IV.*

Page 341. **Musca longicornis.**

Antennis setariis elongatis pilosa æneo-nitens, abdomine obscureiore.

*Hab.* Americæ insulis.

Statura parva *M. unguatæ*. Antennæ elongatæ nigræ, pilosæ setaque unica longitudine fere corporis. Corpus viridi æneum, nitidum, pedibus solis nigris. Cauda uncinata.

*Say, Journ. Acad. Nat. Sc. Philad. Vol. III.*

Page 85. **Dolichopus unifasciatus.**

Bluish-green; a white band at the base of the abdomen.

*Hab.* Pennsylvania.

Body bluish-green, polished, slender; antennæ, palpi and pro-

---

<sup>1</sup> Misprint for *unguatæ*.

baseis whitish; scutellum blue; wings immaculate; feet whitish; tergum, first segment and half of the second whitish, posterior half of the second segment and third segment much tinged with blue, remaining segments green.

Length—one-fourth of an inch.

Central nervure of the wing furcate, the exterior branch widely angulated and terminating near the tip of the preceding nervure, which is curved very considerably inwards, towards its tip.

Page 85. **Dolichopus obscurus.**

Blackish-brassy; wings dusky; feet pale

*Hab.* Pennsylvania.

Head dark silvery; antennæ black-brown; mouth blackish; thorax and scutellum dark-brassy; wings dusky; feet white, a little dusky on the tarsi; poisers white; tergum rather darker than the thorax.

Length—less than three-twentieths of an inch.

The central nervure of the wing is nearly rectilinear, being hardly perceptibly reflected.

Page 86. **Dolichopus femoratus.**

Green; tibiæ and tarsi whitish.

*Hab.* Pennsylvania.

Body brilliant green, with bluish reflections; front pruinose; antennæ blackish; proboscis yellowish; wings hyaline; scutellum blue; thighs green and excepting the posterior ones, whitish at tip, tibiæ white, tarsi dusky; tergum, ultimate joints cupreous at their bases.

Length—three-twentieths of an inch.

The brilliancy and shade of green in this insect are similar to *D. siphon*; when living, and in the sun's rays, it resembles burnished gold, nervures nearly as in *siphon*.

*Say, Journ. Acad. Nat. Sc. Philad. Vol. VI.*

Page 168. **Psilopus femoratus.**

This brilliant species varies in the color of its thighs, which in my description are stated to be green; a specimen taken in Indiana has whitish thighs.

Page 168. **Chrysotus nubilus.**

Blackish; feet dull honey-yellow.

*Hab.* Indiana.

Body blackish; head dull plumbeous; thorax cinereous, with three brown lines; wings immaculate; poisers white; feet dark honey-yellow; thighs black at base and above.

Length—rather over one-tenth of an inch.

Page 168. **Chrysotus concinnarius.**

Green-brassy; tergum blue towards the tip.

*Hab.* Mexico.

Head violaceous, with a cinereous reflection; palpi with a cinereous reflection; antennae black; thorax green with a grey olivaceous reflection; wings hyaline, obsoletely tinged with yellowish on the costal margin; poisers white; tergum with a gray reflection, brassy-green at base, and violaceous towards the tip; thighs green; tibiae whitish.

Length—one-fourth of an inch.

Page 169. **Chrysotus abdominalis.**

Green, polished; feet white.

*Hab.* Indiana.

Body bright green, brilliant; hypostoma purple; antennae yellow; thorax immaculate; poisers yellow; tergum, first segment at base with an obsolete yellowish line; feet white; venter white, at tip blackish purple.

Length—♂ one-tenth of an inch.

Page 169. **Medeterus lateralis.**

Tergum pale, with a lateral series of polished spots.

*Hab.* Indiana.

Head silvery; proboscis et antennae yellowish, seta of the latter with the first joint very short; eyes (when recent) green polished, with a cupreous reflection; thorax green, somewhat pruinose, with a dorsal rather compound vitta; wings hyaline; poisers whitish; tergum dull yellowish, with a series of brassy spots on each side, posterior two largest; feet and venter whitish.

Length—nearly three-twentieths of an inch.

The dorsal vitta is impressed behind.

Page 170. **Medeterus punctipennis.**

Thorax variegated; wings with brown spots.

*Hab.* Mexico.

Thorax olive-brown, trilucate; middle line slender, dull yellowish, obsoletely zigzag; outer lines cinereous with black points; scutellum brown, cinereous in the middle; wings hyaline, with many irregular fuscous spots, hardly to be traced into four bands; coxae yellow; tergum cupreous, posterior margins of the segments blackish; feet white; tarsi blackish.

Length—nearly one-fifth of an inch.

Page 170. **Dolichopus abdominalis.**

Green, abdomen rufous.

*Hab.* Indiana.

Head silvery; antennae, first and second joints black, third —; thorax polished green; wings hyaline; abdomen, excepting the terminal joint, rufous; halteres white; pleurae and pectus blackish, pruinose; feet white; tarsi dusky.

Length—less than three-twentieths of an inch.

*Wiedemann, Aussereuropäische Zweyflüglige Insecten, Vol. II.*

Page 219. **No. 12. Psilopus macula.**

Viridaureus; antennis nigris, pedibus flavis; alis macula magna fuscâ.

Grüngolden, mit schwarzen Fühlern, gelben Beinen und einem grossen schwärzlich-braunen Flügelflecke.

Länge 3 Linien ♀. Von der Krabbeninsel in Westindien.

Untergesicht an den Fühlern schön stahlblau, weiter unten grüngolden, überall aber in gewisser Richtung fast silberweiss schimmernd. Stirn grüngolden, in's Stahlblaue fallend. Rückenschild ebenso, ganz vorn wenig weiss-schimmernd. Brustseiten ebenso, doch überall stark weiss-schimmernd. Hinterleib grüngolden, an den Einschnitten schwarz, in gewisser Richtung auch wohl kupferröthlich. Beine gelb; hinterste Schienen und Füsse allmählig braun. Flügel wasserklar; der Fleck liegt längs der Rippe und nimmt von ihr selbst bis Zwei drittel der Flügelbreite ein, er liegt von Wurzel und Spitze gleichweit entfernt, nimmt etwa die Zwei mittlern Viertel der Flügel ein, und hat einen ge-

rundeten Innenrand. (In Hornbeck's Sammlung zu Kopenhagen.)

(Translation.)—Golden green, with black antennæ, yellow feet and a large brownish-black spot on the wings; length three lines, ♀. From the Crab Islands (West Indies).

Face bright steel-blue near the antennæ, golden-green farther below, everywhere with a silvery reflection in a certain light. Front golden-green, with a bluish reflection; thorax likewise, but with a silvery reflection anteriorly; pleuræ of the same color, altogether with a whitish reflection. Abdomen golden green, black at the incisures, in a certain light reddish-coppery. Feet yellow; hind tibiæ and feet gradually infuscated. Wings hyaline; the dark spot is along the costa and extends to about two-thirds of the breadth of the wing; it is equally distant from the base and the tip, and occupies about two-fourths of the length of the wing in the middle; its inner border is rounded. (Hornbeck's Collection in Copenhagen.)

Page 219. **No. 13. Psilopus Sayi.**

Æneus; antennis, abdominis basi, incisuris pedibusque flavis.

Erzgrün, mit gelben Fühlern, Hinterleibswurzel, Einschnitten und Beinen. Länge  $2\frac{2}{3}$  Linien ♂. Aus Pennsylvanien.

*Dolichopus unifasciatus* Say, Journ. Acad. Philad. III, 85, 2.

Fühlerwurzel, aber auch wahrscheinlich das verloren gegangene Endglied, gelb. Untergesicht lebhaft erzgrün, unten wenig weissschimmernd; Stirn smaragdgrün, mit Metallglanz. Rückenschild in's Grüngoldene übergehend; die grüngoldenen Brustseiten weiss bereift. Erster Hinterleibsabschnitt überall, zweiter an der Wurzel, folgende an den Einschnitten gelb; die Hauptfarbe des Hinterleibes ist an der Wurzel smaragdgrünlich erzfarben, was an der Spitze ins Grüngoldene übergeht. Flügel sehr licht gelblich, mit gelben Adern. Beine gelb; vorderste Füsse überall, hintere nur an der Spitze schwärzlich-braun. (Im Philadelphischen Museum.)

(Translation.)—Bronze-green, with yellow antennæ, basis of the abdomen, incisures and feet; length two and two-thirds of lines, ♂. Pennsylvania.

Syn. *D. unifasciatus* Say, Journ. Ac. Phil. III, 85, 2.

Basis of antennæ and probably also the last joint (which is broken) yellow. Face bright bronze-green, with a slight whitish reflection below. Front emerald-green, with metallic reflection. Thorax verging into golden-green; the golden-green pleuræ whitish-pruinose. First abdominal segment yellow, the root of the second and the incisures of the following, also

yellow. The principal color of the abdomen is bronze emerald-greenish towards the base, changing into golden-green towards the tip. Wings very light yellowish, with yellow veins. Feet yellow, fore tarsi altogether blackish-brown, posterior ones only at the tip. (Museum of Philadelphia.)

Page 220. **No. 14. *Psilopus longicornis* FABR.**

Æneus; abdomine incisuris atris, alis limpidis.

Erzgrün, mit tief schwarzen Hinterleibseinschnitten und wasserklaren Flügeln. Länge  $2\frac{2}{3}$  Linien. Aus Westindien.

Untergesicht erzgrün, kaum am untern Theile in gewisser Richtung weisslich schimmernd. Stirn erzgrün. Rückenschild und Hinterleib grüngolden, dieser an der Wurzel der Abschnitte tief schwarz. Flügel ungefärbt; Schwinger gelb. Beine schwarz an den Schenkeln fast metallglänzend an den vordersten Schienen lehmgelb. (In der Fabricius, sehen Sammlung.)

(Translation.)—Bronze-green; abdomen with deep black incisures; wings hyaline; length, two and two-thirds of lines. West Indies.

Face bronze-green, with a slight whitish lustre on its lower part. Front bronze-green. Thorax and abdomen golden-green; the latter deep black at the root of the segments. Wings hyaline; halteres yellow. Feet black, almost with a metallic lustre on the femora; fore tibiae luteous yellow. (Fabricius's collection.)

Page 224. **No. 23. *Psilopus caudatus*.**

Thorace æneo-viridi, abdomine viridatreo; incisuris atris, tibiis flavis.

Mit erzgrünem Rückenschilde und grüngoldenem, schwarz eingeschnittenem Hinterleibe und gelben Schienen.

Länge 2 bis  $2\frac{1}{4}$  Linien. Von Savannah.

Dem *P. longicornis* verwandt. Fühler schwarz; Untergesicht erzgrün, silberweisslich schimmernd; stirn grüngolden, am Weibchen mehr als am Männchen. Rückenschild des Männchens hinten in's Stahlblau übergehend, am Weibchen durchgehends grüngolden. Brustseiten silberweisslich, Hinterleib grüngolden, mit an der Wurzel tief schwarzen Abschnitten. After des Männchens mit sehr langen Haaren besetzt. Flügel wasserklar; Schwinger gelblich; Schenkel des Männchens erzgrün: vordere mit ledergelber Spitze, Schienen sämmtlich ledergelb. Füsse schwarz. Am Weibchen sind auch die Schenkel gelb. (In Westermann's Sammlung.)



(*Translation.*)—Thorax bronze-green; abdomen golden-green, with black incisures; tibiae yellow; length from two to two and one-fourth lines. (Savannah.)

Related to *P. longicornis*. Antennæ black. Face bronze-green, with a silvery-white reflection; front golden-green, more so in the ♀ than in the ♂. Thorax of ♂ more steel-blue posteriorly; of the ♀ altogether golden-green. Pleuræ silvery-white. Abdomen golden-green, with the segments deep-black at the basis. Hypopygium beset with black hair. Wings hyaline; halteres yellowish. Femora of the male bronze-green; the foremost with the tip yellowish; all the tibiae leather-yellow. Tarsi black. The femora of the ♀ also yellow. (Westermann's collection.)

Page 224. **No. 24. *Psilopus virgo.***

*Æneo-viridis*; pedibus hæte flavis.

Erzgrün, mit schön gelben Beinen.

Länge 2 Linien, ♀. Von New York.

Fühler schwarz. Untergesicht grün, mit silberweissem Schimmer. Mittel Leib schön erzgrün. Hinterleib grüngolden. Flügel ungefärbt, Adern braun; Spitzenquerader keinen winkligen Bogen bildend. Schwinger und Beine lebhaft gelb, in's Rostgelbe fallend. Hinterste Füße schwärzlichbraun. (In meiner Sammlung.)

(*Translation.*)—Golden-green with handsomely yellow feet; length two lines, ♀. (New York.)

Antennæ black. Face green, with a silvery-white reflection. Thorax handsome green. Abdomen golden-green. Wings not pictured; veins brown; upper branch of the fourth longitudinal vein not forming an angular curve. Halteres and feet bright-yellow, somewhat reddish-yellow. Hind tarsi blackish-brown. (In my own collection.)

Page 226. **No. 28. *Psilopus femoratus.***

*Æneo-viridis*, antennis nigellis; pedibus flavis, femoribus basi virentibus; alis limpidis.

Lebhaft erzgrün, mit schwärzlichen Fühlern, gelben Beinen, an der Wurzel grünlichen Schenkeln und wasserklaren Flügeln. Länge  $1\frac{1}{2}$  Linien. Aus Pennsylvania.

Auch diese kleine Art zieht der Farbe nach stark in's Grüngoldene, zuweilen an Stirn und Rückenschild in's Bläuliche. Untergesicht und Brustseiten weisshimmernd oder bereift. Rüssel gelblich. Flügel ohne alle Zeichnung. Beine bleich gelb.

Schenkel grünlich, die vordern mit gelber Spitze. (In meiner Sammlung.)

(Translation.)—Brilliant bronze-green, with blackish antennæ, yellow feet, femora greenish at the basis, and hyaline wings. Length one and one-half lines. (Pennsylvania.)

The color of this small species also approaches the golden-green; front and thorax are sometimes bluish. Face and pleuræ have a white reflection or are pruinose. Proboscis yellowish. Wings not pictured. Feet pale-yellow. Femora greenish, the anterior ones with yellow tip. (In my own collection.)

Page 227. **No. 30. *Psilopus mundus*.**

Omnino chalybeus, venâ apicali in angulum obtusum flexâ.

Ueberall stahlblau, mit stumpfwinkelig gebogener Spitzenquerader. Länge  $1\frac{1}{2}$  Linien. Von Savannah.

Fühler schwarz; Untergesicht und Stirn satt stahlblau, der unterste Theil jenes nur sehr wenig weiss-schimmernd. Mittel- und Hinterleib satt stahlblau, an den Seiten hin und wieder grünlich, doch so, dass ich kaum glaube, dass es ganz grüne Abänderungen gebe. Flügel ungefärbt. Die Spitzenquerader bildet keinen so gleichförmig gekrümmten Bogen, wie bei *P. virgo*, sondern macht einen stumpfen Winkel. Schwinger gelb. Beine schwarz, an den Schenkeln stahlbläulich. (In meiner Sammlung.)

(Translation.)—Altogether steel-blue, with the anterior branch of the fourth longitudinal vein angularly curved. Length one and one-half lines. (Savannah.)

Antennæ black; face and front saturate steel-blue; the lower part of the former with only very little white reflection. Thorax and abdomen saturate steel-blue, in some places on the sides greenish, still so as to make me doubt whether there are entirely green varieties. Wings not pictured. The branch of the fourth vein is not regularly arched as in *P. virgo*, but forms an obtuse angle. Halteres yellow. Feet black, femora steel-blue. (My own collection.)

Page 232. **No. 6. *Dolichopus obscurus* SAY.**

Æneo nigellus; capite niveo-micante; alis infumatis, pedibus flavis.

Erzgrünlich-schwarz, mit schneeweiss schimmerndem Kopfe, rauchgraulichen Flügeln und gelben Beinen. Länge  $1\frac{1}{2}$  Linien, ♀. Aus Pennsylvanien.

Fühler tief schwarz; Untergesicht und Stirn schwarz, beide

schneeweiss schimmernd. Rückenschild aus dem Schwärzlichen in's Grüne und röthlich stahlblaue spielend; Brustseiten weissbereift. Hinterleib metallisch schwärzlich, in's düster grünliche ziehend. Flügel satt rauchgrau; Schwinger und Beine gelb (Im Philadelphischen Museum.)

(*Translation.*)—Blackish bronze-green; head with a snow-white reflection; wings smoky-gray; feet yellow. Length one and one-half lines, ♀. (Pennsylvania.)

Antennæ deep-black; face and front black, both with a silvery-white reflection. Thorax changing from the blackish into green and reddish steel-blue; pleuræ pruinose with white. Abdomen metallic blackish, with a dusky greenish reflection. Wings saturate smoky-gray; halteres and feet yellow. (Museum of Philadelphia.)

*Macquart, Diptères, Suites à Buffon, Vol. I.*

Page 450. **No. 6. Psilopus radians.**

Long  $2\frac{1}{2}$  lig. D'un vert ou d'un bleu violet, très brillant. Antennes noires; deuxième article garni de soies allongées, rayonnant à l'entour; style fort allongé. Bord des segments de l'abdomen noir; organe copulateur peu épais. Pieds noirs; jambes antérieures et intermédiaires jaunâtres. Bord extérieur des ailes un peu brunâtre vers l'extrémité. De l'Amérique septentrionale. (Cabinet de M. Percheron.)

(*Translation.*)—Length two and one-half lines. Purplish-green or blue, very brilliant. Antennæ black; second joint fringed with elongated, radiating bristles; arista very long. Borders of abdominal segments black; genital organs not very stout. Feet black; fore and middle tibiae yellowish. Anterior margin of the wing somewhat brownish towards the tip. North America. (Mr. Percheron's collection.)

*Macquart, Diptères exotiques, Vol. II.*

Page 119. **No. 11. Psilopus siphon.**

Læte æneus. Alis abbreviato-bifasciatis. Antennis nigris. Pedibus flavis; femoribus nigris ♂; tibiis posticis nigris ♂ (Tab. 21, fig. 1.) Wiedemann a décrit cette espèce comme ayant les pieds jaunes dans les deux sexes. Suivant nos observations sur un assez grand nombre d'individus, les femelles seules ont les pieds de cette couleur, à l'exception des tarses noirs; les mâles ont les cuisses noires, ainsi que les jambes postérieures.

Cette espèce est commune et répandue dans une grande partie de l'Amérique. Nous en avons vu des individus de la Pensylvanie, de Cuba, de la Guyane et des différentes parties du Brésil.

(*Translation.*)—Bright bronze-green. Wings with two abbreviated fasciæ. Antennæ black. Feet yellow. Femora black (♂); hind tibiæ black (♂). (Tab. XXI, fig. 1.)

Wiedemann described this species as having yellow feet in both sexes. According to my observations on a considerable number of specimens, the females alone have the feet of this color, with the exception of the black tarsi; the males have black femora and hind tibiæ.

This species is common in a considerable part of America. We have specimens from Pennsylvania, Cuba, Guyana, and from different parts of Brazil.

Page 121. **No. 18. *Psilopus radians.***

Læte-aeneus. Antennarum articulo secundo setis elongatis radiatis; stylo longissimo.

Long.  $2\frac{1}{2}$  l. ♂.

D'un vert ou d'un bleu violet très brillant. Antennes noires; deuxième article garni de soies allongées, rayonnant à l'entour; style fort allongé. Bord des segments de l'abdomen noirs; organe copulateur peu épais. Pieds noirs, jambes postérieurs et intermédiaires jaunâtres. Bord extérieur des ailes un peu brumâtre vers l'extrémité.

De l'Amérique septentrionale. (Cabinet de M. Percheron à Paris.)

(*Translation.*)—Bright bronze-green. Second joint of the antennæ with elongated, radiating bristles; arista very long. Length two and one-half lines, ♂.

Purplish-green or blue, very brilliant. Antennæ black. Second joint fringed with elongated, radiating bristles. Style very long. Margin of the abdominal segments black. Hypopygium not stout; feet black; intermediate and hind tibiæ yellowish. Anterior margin of the wings somewhat brownish towards the tip.

North America. (Collection of M. Percheron in Paris.)

*Macquart, Diptères exotiques, Suppl. IV.*

Page 124. **No. 2. *Chrysotus viridifemora.***

Viridi aureus. Antennis nigris. Pedibus rufis, femoribus viridibus. (Tab. 12. fig. 3.)

Long. une l. ♀.

Face et front verts, à duvet blanc. Antennes et style noirs. Thorax et abdomen d'un vert doré. Cuisses d'un vert brillant, à genoux jaunes; jambes fauves; tarses d'un jaune brunâtre; postérieurs bruns, à premier article jaune. Ailes claires.

De l'Amérique septentrionale. (Collection des M. Hoffmeister de Nordhausen.)

(*Translation.*)—Golden-green. Antennæ black. Feet rufous, femora green. (Tab. XII, fig. 3.) Length one line, ♀.

Face and front green, with white down. Antennæ and arista black. Thorax and abdomen golden-green. Femora brilliant-green; knees yellow; tibiae fulvous; tarsi brownish-yellow; the hind ones brown, with the first joint yellow. Wings hyaline.

North America. (Collection of Mr. Hoffmeister in Nordhausen.)

Page 123. **No. 5. Dolichopus heteroneurus.**

Æneo-viridis. Thorace vittis violaceis. Pedibus flavis. Alis cellulâ posticâ primâ subclausâ. (Tab. 12, fig. 10.)

Long.  $1\frac{1}{2}$  l.

Palpes noirs. Face et front larges, d'un vert noirâtres, à léger duvet gris. Antennes: les deux premiers articles fauves; premier un peu allongé et menu; troisième ovale, assez large, noir, à base fauve; style noir, peu allongé. Thorax d'un vert foncé, à bandes violettes. Abdomen vert; ventre à duvet blanc. Pieds jaunes, hanches antérieures noirâtres; un peu de brun à l'extrémité des cuisses; tarses bruns. Ailes assez claires; première cellule postérieure presque fermée; deuxième nervure transversale éloignée du coude.

De l'Amérique septentrionale. (Collection de M. Hoffmeister de Nordhausen.)

(*Translation.*)—Golden-green. Thorax with violet stripes; feet yellow. Wings with the first posterior cell almost closed. (Tab. 12, fig. 10.) Long. lin. one and one-half.

Palpi black. Face and front broad, blackish-green, with a slight gray down. Antennæ: two first joints fulvous: the first somewhat prolonged and slender; the third oval, rather broad, black, with fulvous basis; arista black, not very long. Thorax dark-green, with violet stripes. Abdomen green, venter with whitish down. Feet yellow, anterior coxæ blackish; tip of femora somewhat infuscated; tarsi brown. Wings rather hyaline; first posterior cell almost closed; second transverse vein at some distance from the flexure of the fourth vein.

*Hab.* North America.

*Walker, Insecta Saundersiana.*Page 207. **Psilopus lepidus** MAS.

Viridis, abdominis segmentorum marginibus anticis nigris, antennis pedibusque nigris, alis limpidis fusco-bifasciatis.

Bright-green, beset with black bristles; head blue, tinged with purple, adorned in front with white bloom; eyes bright-red; mouth black; feelers black; sixth joint as long as the chest; chest not shining, tinged with blue; breast with a hoary covering; abdomen tapering from the base to the tip, narrower and much longer than the chest; a black band on the fore border of each segment; legs black, clothed with black hairs and bristles; wings colorless, adorned with two dark-brown bands which are united on the fore border; tip cross-vein forming a right angle, whence it is indistinctly waving to the tip of the wing; lower cross-vein very slightly waving; wing-ribs and veins black. Length of the body two and one-half lines; of the wings six lines.

Mexico.

Page 211. **Medeterus exustus** FEM.

Nigro-aeneus, capite antico viridi; abdomine purpureo cupreo, antennis pedibusque nigris, femoribus aeneis, alis cinereis, costâ venarumque marginibus fuscis.

Allied to *M. notatus*. Bronze-black, beset with black bristles, which form a cross-row behind the head, adorned beneath with a whitish covering; head green in front, clothed beneath with black hairs; peristoma prominent; eyes red; facets of the fore part rather large; feelers black; abdomen obconical, coppery with a slight purplish tinge, not longer than the chest; legs long, black, thickly clothed with black down, beset with a few black bristles; thighs brassy, armed with black spines; foot-cushions dark-tawny; wings darkish-gray, very dark-brown beneath the fore border and along the borders of the veins in the disk; wing-ribs and veins black; poisers dark-tawny with pitehy knobs. Length of the body two and one-half lines; of the wings six lines.

Bolton, North America.

Page 212. **Medeterus viridiflos** FEM.

Fulvo-viridis, thoracis disco fusco, antennis pedibusque nigris, femoribus viridibus, alis subcinereis ad costam subfuscis.

Pale grassy-green, tinged with tawny above and with whitish bloom beneath, beset with a few black bristles; head brown about the eyelets, beset behind the eyes with a row of black bristles, clothed beneath with white hairs; eyes red, thickly clothed with short, white hairs; feelers black; disk of the chest brownish; abdomen obconical, longer than the chest, clothed with very short white hairs; legs black, clothed with very short black hairs, beset with black bristles; thighs green, with which color the shanks are also tinged; wings slightly gray, tinged with pale-brown beneath the fore border; wing-ribs and poisers tawny; veins black, tawny at the base. Length of the body one and one-half lines; of the wings four and one-half lines.

North America.

Page 212. **Dolichopus bifrons** FEM.

Æneo-viridis, capitis vertice cyaneo, abdominis segmentorum marginibus anticis cupreis, antennis fulvis, pedibus flavis, alis subcinereis.

Green, beset with black bristles, adorned beneath with a white covering; crown of the head blue, tinged with green and purple; an olive stripe between the feelers and the epistoma; eyes red; mouth pitchy. Feelers tawny; third joint pitchy towards the tip; sixth black, feathered; a brassy tinge on the chest; abdomen obconical, longer than the chest, coppery on the fore border of each segment whose sides are adorned with a white covering; legs yellow, clothed with very short black hairs, which as usual are most frequent on the feet; thighs stout, shanks beset with black bristles; wings very slightly gray; wing-ribs tawny; veins black, tawny at the base, poisers yellow. Length of the body one and one-half to one and three-fourth lines; of the wings three and one-half to four lines.

United States.

Page 213. **Dolichopus consors** FEM.

Æneo-viridis, vertice purpureo, thorace anteo cyaneo, abdominis suturis nigris, antennis pedibusque fulvis, alis subcinereis.

Green, beset with black bristles, adorned beneath with a whitish covering; crown purple; eyes black; mouth tawny; feelers tawny; sixth joint black, feathered with much shorter hairs than those of *D. bifrons*; chest brassy-green, blue in front; abdomen obconical, clothed with short, black hairs, a little longer than the chest, sutures of the segments blackish; legs tawny, clothed with very short black hairs; shanks beset with black bristles; wings grayish; wing-ribs tawny; veins black, tawny at the base; poisers tawny with yellow knobs. Length of the body one and one-fourth line; of the wings three lines.

United States.

Page 213. **Dolichopus contingens** FEM.

Viridis, vertice purpureo, antennis pedibusque fulvis, alis subcinereis.

Green, beset with black bristles, adorned beneath with a whitish covering; crown purple; eyes black; mouth tawny; feelers tawny, sixth joint black, feathered like that of *D. consors*; abdomen obconical, clothed with short black hairs, a little longer than the chest; legs tawny, clothed with very short black hairs; shanks beset with black bristles; wings grayish; wing-ribs tawny; veins black, tawny at the base; tip cross-vein less angular than that of *D. consors*; poisers dark-tawny. Length of the body one and one-fourth line; of the wings three lines.

United States.

Page 213. **Dolichopus hebes** FEM.

Æneus, vertice cyaneo, abdominis segmentorum marginibus posticis viridibus, antennis pedibusque fulvis, alis cinereis costa venarumque marginibus fuscis.

Brassy, beset with black bristles, adorned beneath with a whitish covering; crown of the head blue; eyes red; feelers tawny, sixth joint black, feathered with very short hairs; abdomen obconical, longer than the chest; hind borders of the segments green; legs dark-tawny, clothed with very short black



hairs; shanks beset with black bristles; wings gray, brown beneath the fore border, and along the borders of the veins; wing-ribs and veins black; poisers tawny with pitchy knobs. Length of the body one and one-fourth line; of the wings three lines.

United States.

Page 214. **Dolichopus ineptus** FEM.

*Aeneus*, vertex purpureo, abdominis lateribus albo maculatis, apice viridi, antennis pedibusque fulvis, tarsis subpicis, alis cinereis fusco vittatis.

Brassy, beset with black bristles, adorned beneath with a whitish covering; crown purple; eyes red; feelers tawny, sixth joint black, feathered with moderately long hairs; abdomen obconical, longer than the chest, green at the tip; a white spot on each side of every segment; legs dark-tawny, clothed with very short black hairs; shanks beset with black bristles; feet almost pitchy; wings gray, tinged with brown along the third and fourth longitudinal veins; wing-ribs tawny; veins black; poisers tawny, with ferruginous knobs. Length of the body one and one-fourth line; of the wings three lines.

United States.

Page 214. **Dolichopus maculipes** FEM.

*Aeneo-viridis* purpureo varius, antennis fulvis apice picis, pedibus fulvis, tibiis nigro maculatis, tarsis picis, alis cinereis costâ nervorumque marginibus fuscis.

Brassy-green, beset with black bristles, adorned beneath with a whitish covering; crown adorned with blue and purple; eyes red; feelers tawny; third joint pitchy; sixth black, feathered with moderately long hairs; disk of the chest partly purple; abdomen obconical, a little longer than the chest, clothed with short black hairs; legs tawny, clothed with very short black hairs; shanks beset with black bristles; feet almost pitchy; a black spot on the tip of each thigh; five or six black spots on each shank, these spots are most distinct on the hind legs; wings gray, brown beneath the fore border and along the borders of the veins; wing-ribs and poisers tawny; veins black. Length of the body one and one-half line; of the wings three and one-half lines.

United States.

Page 215. **Dolichopus pulcher**, Mas. et Fem.

Cyaneo-viridis, antennis nigris, femoribus viridibus, tibiis fulvis, tarsis pedicis apice nigris, alis limpidis.

Bright green with a bluish tint, beset with black bristles, adorned beneath with a whitish covering; eyes bright red; feelers black; sixth joint bare; abdomen of the male cylindrical, of the female obconical, clothed with short black hairs, a little longer than the chest; scales of the male white, bordered with black; legs tawny, clothed with very short black hairs; thighs green; shanks beset with black bristles; feet pitchy, black towards the tips; trochanters of the male yellow, of the female tawny; wings colorless; wing-ribs tawny; veins black; fourth longitudinal vein not as usual converging to the third after its curve, but almost parallel to it; poisers yellow. Length of the body  $1\frac{1}{2}$  line; of the wings 3 lines.

United States.

Page 215. **Dolichopus varius**, Fem.

Aeneo-viridis cyaneo varius, abdomine fasciis albidis ornato, antennis pedibusque fulvis, tarsis nigris, alis cinereis, costâ maculisque quinque fuscis.

Brassy-green, tinged with blue, beset with black bristles, adorned beneath with a whitish covering; eyes red; feelers tawny; sixth joint black, feathered with moderately long hairs; abdomen obconical, longer than the chest, adorned with bands of whitish hue; legs dark tawny; clothed with short black hairs; shanks beset with black bristles; feet black; wings gray, brown beneath the fore border, adorned with four or five brown spots; wing-ribs pitchy; veins black; poisers tawny. Length of the body  $1\frac{1}{4}$  line, of the wings 3 lines.

United States.

*Walker, List of Dipterous Insects in the Collection of the British Museum, Part III.*

Page 645. **Psilopus delicatus**, n. s., Fem.

Viridis, gracilis, abdomine aureo-viridi, antennis fulvis, articulo tertio nigro, pedibus flavis, alis limpidis.

Body slender, bright green, clothed with black hairs and bris-

gles; crown of the head blue; eyes bright red; mouth yellow; feelers tawny; third joint black; bristle black, shorter than the chest; abdomen golden-green; legs pale yellow, long and slender, clothed with short black hairs; feet pitchy towards the tips; wings colorless; wing-ribs and poisers tawny; veins pitchy. Length of the body  $2\frac{1}{4}$  lines, of the wings 5 lines.

*a.* New York. Presented by the Entomological Club.

*b.* New York. Presented by E. Doubleday, Esq.

Page 646. **Psilopus gemmifer**, n. s., Mas.

Viridis, cyaneo purpureoque varius, antennis nigris, pedibus flavis, alis limpidis, costâ apicem versus nervisque transversis fusco-nebulosis.

Body bright green, beset with black hairs and bristles; head covered in front with silvery down; eyes red; mouth tawny; feelers black, as long as the head and the chest, disk of the chest bluish-green, tinged with purple; scutcheon purple; sides and breast covered with silvery bloom; abdomen slender; tip bluish purple; appendages dark tawny; legs yellow, beset with black hairs and bristles, which are most thick on the feet; four hinder hips green; thighs clothed with white hairs; feet towards the tips and hind feet pitchy; wings colorless, clouded with pale brown towards the tips of the fore borders and along the cross-veins; wing-ribs tawny; veins black; poisers tawny. Length of the body  $2\frac{1}{2}$  lines, of the wings  $5\frac{1}{2}$  lines.

*a.* Trenton Falls. Presented by E. Doubleday, Esq.

Page 646. **Psilopus chrysoprasi**, n. s.

Aureo-viridis, enpitis vertice purpureo-cyaneo, scutello abdominisque basi purpureis, abdominis segmentorum suturis aeneo-purpureis, antennis nigris, pedibus piceis, femoribus viridibus, tibiis anterioribus tarsisque anticis fulvis, alis subcinereis.

Body golden-green, beset with black bristles; head purplish-blue on the crown, slightly covered with white down in front; eyes bright red; mouth and feelers black; scutcheon purple; abdomen adorned with purple towards the base; sutures of the segments brassy-purple; legs pitchy, thickly clothed with short black hairs; hips and thighs green; hips slightly covered with white bloom, thighs fringed with white hairs; fore shanks pale tawny; middle shanks and fore feet dark tawny; wings slightly gray;

wing-ribs and poisers pitchy; veins black. Length of the body 2 lines, of the wings  $4\frac{1}{2}$  lines.

a. West Indies. From Mr. Children's collection.

Page 648. **Psilopus suavius**, n. s.

Viridis, capitis vertice cyaneo-purpureo, abdomine apicem versus purpureo, antennis pedibusque nigris, femoribus viridibus, alis limpidis, fusco bifasciatis.

Body bright green, beset with black bristles; head bluish-purple on the crown, clothed with white down in front; eyes red; mouth pitchy; feelers black; bristle nearly as long as the chest; breast and sides of the chest covered with a white bloom; abdomen purple towards the tip; legs black, beset with black hairs and bristles; hips and thighs green; hips covered with a white bloom; thighs clothed with white hairs; wings colorless, adorned with two brown bands, which are joined together on the fore border and more slightly on the disk, but do not reach the hind border nor the tip; veins black; wing-ribs and poisers pitchy. Length of the body  $2\frac{1}{2}$  lines, of the wings 5 lines.

a. Jamaica. From Mr. Grosse's collection.

Page 648. **Psilopus amatus**, n. s., Mas. et Fem.

Viridis, capite purpureo, abdomine nigro-fasciato apice purpureo, antennis nigris, pedibus piceis, femoribus viridibus, alis subcinereis, costâ apicem versus nervisque transversis fusco nebulosis.

Body bright green, beset with black hairs and bristles; head purple, covered in front with white down; crown of the male adorned with a green spot on each side; eyes red; mouth and feelers black; bristle a little shorter than the chest; hind part of the chest tinged with blue and purple; sides and breast covered with white down; abdomen at the tip purple in the male, bluish-purple in the female; hind borders of the segments in the male adorned with black bands; legs pitchy, beset with black hairs and bristles; hips and thighs green, the former covered with white down; wings slightly gray, indistinctly marked with brown towards the tips of the fore borders and along the cross-veins; wing-ribs pitchy; veins black; poisers of the male pitchy, of the female tawny. Length of the body  $1\frac{1}{2}$ — $1\frac{3}{4}$  line, of the wings  $3\frac{3}{4}$ —4 lines.

a. New York. Presented by E. Doubleday, Esq.

b. Trenton Falls. Presented by E. Doubleday, Esq.

Page 649. **Psilopus inflectus**, n. s.

Viridis, capite purpureo, abdomine purpureo,\* abdomine purpureo-cyaneo, fasciis nigris, antennis pedibusque nigris, alis subcinereis fusco bifasciatis.

Head and chest beset with black bristles; head purple, fringed about the mouth with hoary hairs; eyes red; mouth and feelers black; bristle a little longer than the chest; chest green; sides and breast covered with whitish down; abdomen deep purplish-blue; sutures of the segments black; legs black, clothed with black hairs and bristles; wings slightly gray, adorned with two brown bands, which are united on the fore border, but do not reach the hind border; wing-ribs and veins black; poisers pitehy, with tawny knobs. Length of the body  $2\frac{1}{2}$  lines, of the wings 5 lines.

a. Mexico. Presented by E. P. Coffin, Esq.

Page 650. **Psilopus nigrofemoratus**, MSS.

Cyaneo, aut aureo-viridis, antennis nigris, capite duplo longioribus, pedibus nigris tibiis fulvis, alis limpidis.

Head and chest bright bluish-green, armed with black bristles; head covered in front with white down, clothed beneath with white hairs; eyes red; mouth tawny; feelers black, about twice the length of the head; breast and under side of the abdomen covered with white bloom; abdomen golden-green, blue at the base, coppery at the tip; legs black, beset with a few black bristles; shanks tawny, with black tips; wings colorless; wing-ribs tawny; veins black; poisers yellow. Length of the body  $1\frac{1}{4}$  line, of the wings  $2\frac{1}{2}$  lines.

Var.  $\beta$ . Chest golden-green, bluish-green behind; abdomen coppery-green; tips of the thighs and the whole of the shanks tawny.

Var.  $\gamma$ . Abdomen bright green or bluish-green; a bronze band on the fore border of each segment.

a. North America. Presented by the Entomological Club.

b. Nova Scotia. From Lieut. Redman's collection.

Page 651. **Psilopus albicoxa** Mas. et Fem.

Cyaneo, aut euproco-viridis, antennis nigris, capite duplo longioribus, pedibus flavis, tarsis posticis nigris, alis subcinereis.

Head and chest armed with black bristles; head bluish-green,

\* Evidently a misprint in the original.

covered in front with white down, clothed beneath with white hairs; eyes red; mouth tawny; feelers black, about twice the length of the head; palpi black; chest of the male bluish-green, sometimes black towards the tip, of the female bright green or coppery-green; sutures of the segments sometimes black; breast and under side of the abdomen covered with white down; legs yellow, adorned with rows of minute spines, clothed with a few white hairs, and beset with a few black bristles; four hinder hips green; tips of feet black; hind feet black, first joint brownish; wings slightly gray, wing-ribs tawny; veins black; poisers yellow. Length of the body  $1\frac{1}{4}$  line; of the wings  $2\frac{1}{2}$  lines.

*a.* North America. Presented by the Entomological Club.

*b.* Ohio. Presented by the Entomological Club.

*c.* Massachusetts. From Prof. Sheppard's collection.

*d.* Nova Scotia. From Lieut. Redman's collection.

Page 651. **Chrysotus incertus**, n. s.

Viridis, antennis nigris, femoribus viridibus, tibiis fulvis, apice tarsisque obscurioribus, alis limpidis.

Allied to *C. femoralis*. Body green, beset with black hairs and bristles; eyes red; mouth and feelers black; hips and thighs green; shanks tawny; feet and tips of shanks dark tawny; wings colorless; wing-ribs pitchy; veins black; poisers tawny.

*a.* United States. Presented by the Entomological Club.

Page 653. **Porphyrops pilosicornis**, BARNSTON'S MSS.

Aeneo-viridis, antennis nigris, pedibus fulvis, tarsis piceis, femoribus posticis apice fusco maculatis, alis limpidis.

Body brassy-green, beset with black bristles; eyes dark-red; mouth dark tawny; feelers black; bristle downy, proceeding from the base of the third joint and more than twice its length; breast and sides of the chest covered with a white bloom, which appears also on the chest, but is there very slight; legs tawny, clothed with short black hair, beset with a few black bristles; feet pitchy; a small brown mark on the tip of each hind thigh; fore hips at the base and the other hips green and covered with white bloom; wings colorless; wing-ribs tawny; veins black; poisers yellow. Length of the body  $1\frac{1}{4}$  line; of the wings  $2\frac{1}{2}$  lines.

*a.* St. Martin's Falls, Albany River, Hudson's Bay. Presented by G. Barnston, Esq.

Page 655. **Medeterus glaber**, BARNSTON'S MSS.

Viridis, thoracis disco nigro-aneo, abdomine aneo-viridi, antennis nigris, pedibus viridibus, tarsis nigris, alis cinereis, fusco bimaculatis.

Body green; head and chest beset with a few black hairs; head covered with white bloom in the male, with golden bloom in the female; eyes red; mouth and feelers black; disk of the chest bronze-black; sides covered with tawny bloom; breast covered with white bloom; abdomen brassy-green, covered above with short tawny hairs; under side covered with white bloom; legs bright green, rather stout, clothed with short black hairs and bristles; hips covered with white bloom; feet black; wings gray; each with two small brown spots, one on the cross-vein, the other on the fourth longitudinal vein, a little before half the distance between the cross-vein and the tip of the wing; wing-ribs pitchy; veins black; poisers tawny. Length of the body  $1\frac{3}{4}$  line; of the wings 5 lines.

a. St. Martin's Falls, Albany River, Hudson's Bay. Presented by G. Barnston, Esq.

Page 655. **Medeterus chrysologus**, BARNSTON'S MSS., Fem.

Nigro-aneus, antennis nigris, pedibus viridibus, tarsis nigris, alis cinereis, fusco bimaculatis, ad costam subfuscis.

Body brassy black; head covered with golden bloom, which is paler and brighter towards the mouth; eyes dark-red, covered with white down; mouth and feelers black; sides of the chest covered with tawny bloom; breast and under side of the abdomen adorned with white bloom; a row of black punctures on each side of the abdomen, as in other species; legs green, clothed with black hairs and bristles; hips and thighs covered with white bloom; feet black; wings gray, brown along the fore borders, each with two darker brown spots, like those of *M. glaber*, but larger and more distinct; wing-ribs tawny; veins black; poisers pitchy. Length of the body  $1\frac{1}{4}$  line; of the wings 3 lines.

a. St. Martin's Falls, Albany River, Hudson's Bay. Presented by G. Barnston, Esq.

Page 656. **Medeterus albiflorens**, n. s., Fem.

*Eucus*, fulvo pubescens, subtus albus, abdomine cupreo-viridi, antennis nigris, pedibus viridibus, tarsis piceis, alis cinereis fusco subvittatis.

Head and chest bronzed, beset with a few black bristles, thickly covered with tawny bloom; eyes dark red, covered with white down; mouth and feelers black; abdomen rather light green, mingled with copper-color, thinly clothed with short black hairs, not longer than the chest; hind chest, breast, and under side of the abdomen covered with white bloom; legs long, slender, green, slightly covered with tawny bloom, beset with short black hairs and bristles; feet pitchy towards the tips; claws black; foot-cushions pale yellow; wings gray, very slightly clouded with brown along the borders of the veins; wing-ribs pitchy; veins black; poisers tawny, pitchy, and covered with white bloom towards the tips. Length of the body  $1\frac{1}{3}$ – $1\frac{1}{2}$  line; of the wings  $4$ – $4\frac{1}{2}$  lines.

*a.* Nova Scotia. From Lieut. Redman's collection.

Page 659. **Dolichopus affinis**, HALIDAY'S MSS., Mas. et Fem.

Cyaneo-, aut eupreo-viridis, antennis nigris, pedibus flavis, femoribus posticis tarsisque fulvis, tarsis anticis, *mar.* apice nigris dilatatis, tarsis posticis nigris, alis limpidis.

*Male*.—Head and chest green, armed with stout black bristles; head fringed behind with pale tawny hairs, covered in front and beneath with white bloom; eyes red, covered with white down; feelers black; chest bluish-green on the disk; abdomen coppery-green, clothed with short black hairs, covered with white bloom beneath and on each side, where there is a row of black punctures; appendages pale yellow; legs yellow, clothed with short black hairs; four hinder hips green; hind thighs tawny, furnished with a few tawny hairs; shanks and feet armed with black bristles; feet tawny, darker towards the tips; hind feet black; tips of fore feet black, widened; wings colorless; wing-ribs and poisers yellow; veins pitchy.

*Female*.—Body coppery-green; legs tawny; shanks darker than the thighs; hind feet pitchy. Length of the body  $2$ – $2\frac{1}{2}$  lines; of the wings  $4$ – $5$  lines.

*a.* Nova Scotia. From Lieut. Redman's collection.



Page 660. **Dolichopus cuprinus?** WIED., Auss. Zweif. ii, 230, 1.  
*D. cupreus?* SAY, Journ. Acad., Phila., iii, 8, 6.

Aureo-viridis, thorace vittis tribus cupreis, antennis fulvis apice fuscis, pedibus flavis, tarsis apice nigris, anticis apice nigro-fasciculatis, alis subcinereis.

Body green, covered above with golden down, beneath with white down; head and chest armed with stout black bristles; hind part of the head fringed with white hairs; eyes red; mouth yellow; feelers tawny, covered with short black hairs; their tips brown; bristle pubescent, pitchy, longer than the rest of the feelers; chest adorned with three coppery stripes; abdomen golden green, clothed with short black hairs, white beneath and on each side, where it has a row of black punctures; appendages yellow; legs yellow, clothed with black hairs; four hinder hips green; feet towards the base and shanks armed with black bristles; four hinder feet black towards the tips; tips of fore feet adorned with tufts of black hairs; wings slightly gray; wing-ribs tawny; veins pitchy; poisers yellow. Length of the body  $2\frac{1}{2}$  lines; of the wings 5 lines.

a. St. Martin's Falls, Albany River, Hudson's Bay. Presented by G. Barnston, Esq.

Page 660. **Dolichopus lamellipes**, BARNSTON'S MSS., Mas. et Fem.

Viridis aut viridi-cupreus, abdomine subtus albo-pubescente, antennis nigris basi rufis, articulo tertio *vari.* longo, pedibus fulvis, tarsis nigris, intermediis basi fulvis, anticis *vari.* apice dilatatis, alis limpidis.

Body green; head and chest armed with black bristles; head covered with silvery down, fringed behind with black hairs; eyes red; mouth tawny; feelers black; first joint pale red; third joint very long; abdomen clothed with black hairs, adorned with a coppery tinge towards the tip, which is black, covered with white bloom beneath and on each side, where there is a row of black punctures; legs pale tawny, four hinder hips green, clothed with black hairs and bristles; feet black; tips of fore feet widened; middle feet tawny towards the base; wings colorless; wing-ribs tawny; veins pitchy; poisers pale tawny.

*Female*.—Third joint of the feelers short, nearly round. Length of the body  $2\frac{1}{2}$ –3 lines; of the wings 5 lines.

Var.  $\beta$ . Chest and abdomen coppery.

a. St. Martin's Falls, Albany River, Hudson's Bay. Presented by G. Barnston, Esq.

Page 661. **Dolichopus ciliatus**, BARNSTON'S MSS., Mas. et Fem.

Viridis, capitis fronte aureo-pubescente, antennis fulvis, articulo 3<sup>o</sup> supra nigro, pedibus fulvis, tarsis piceis alis subcinereis.

Body green; head covered in front with golden down; eyes red; mouth black; feelers tawny; third joint nearly oval, black from near the base to the tip above, and from half its length to the tip beneath; bristle black; breast and sides of the chest and of the abdomen covered with white bloom; appendages of the abdomen tawny; scales white; legs tawny; feet pitchy; fore feet dark tawny; wings slightly gray; wing-ribs tawny; veins black; poisers yellow. Length of the body  $1\frac{1}{2}$ – $1\frac{3}{4}$  line; of the wings 3 lines.

a. St. Martin's Falls, Albany River, Hudson's Bay. Presented by G. Barnston, Esq.

Page 661. **Dolichopus adjacens**, n. s., Fem.

*Æneus viridi varius*, capite cyaneo-viridi, antennis nigris, pedibus fulvis, tarsis posticis piceis, alis subcinereis.

Head bluish-green on the crown, covered in front with yellowish white down, fringed along the eyes with hoary hairs; eyes red; mouth pitchy; palpi tawny; feelers black; third joint very short; chest and abdomen brassy, mingled with green; breast and sides of the chest covered with gray bloom, which also appears beneath the abdomen, but is more slight; legs tawny; hips green, covered with gray bloom; fore hips mostly tawny; feet darker than the shanks, especially towards the tips; hind feet pitchy; wings slightly gray; wing-ribs and poisers tawny; veins black. Length of the body 3 lines; of the wings 6 lines.

a. St. Martin's Falls, Albany River, Hudson's Bay. Presented by G. Barnston, Esq.

Page 661. **Dolichopus coercens**, n. s., Mas.

Viridis, capite cyaneo-viridi, thoracis lateribus cupreo et cyaneo ornatis, abdomine cupreo vario, apice nigro, antennis nigris, pedibus fulvis, alis limpidis.

Head bluish-green, covered in front with pale tawny down, fringed along the eyes with white hairs; eyes bright red; mouth pitchy; feelers black; third joint very short; chest green, slightly tinged on each side with blue and copper color; disk sometimes bluish-green; breast covered with hoary down; abdomen green, with a coppery tinge here and there; tip black; appendages pale tawny; scales white, bordered with black; legs tawny; hips, towards the base, green, and covered with a white bloom; shanks beset with black bristles; feet pitchy towards the tips; fore feet slender, pale tawny; their tips black, and much widened; wings colorless; wing-ribs and poiser tawny; veins black. Length of the body 3 lines; of the wings  $5\frac{1}{2}$  lines.

a. New York. Presented by the Entomological Club.

Page 662. **Dolichopus finitus**, n. s., Mas.

Viridis, thoracis lateribus abdomineque cupreo variis, hujus lateribus basi cyaneo-viridibus, antennis nigris, pedibus fulvis, tarsis apice nigris, tarsis anticis apice latis, tarsis posticis nigris, alis subcinereis.

Body green; head covered in front with white down; fringed along the eyes with white hairs; eyes red; mouth pitchy; palpi tawny; feelers black; third joint rather large; chest with a slight coppery tinge on each side, which, like the breast, is slightly covered with hoary bloom; abdomen tinged with coppery color, and with a slight blue hue on each side towards the base; appendages at the tip tawny; scales white, bordered with black; legs tawny, middle feet towards the tips, and hind feet, excepting the base, black; tips of fore feet black and somewhat widened; wings slightly gray, wing-ribs and poisers tawny; veins pitchy. *Fem.*— Feet black, tawny at the base. Length of the body 3 lines; of the wings 5 lines.

a. New York. Presented by the Entomological Club.

Page 662. **Dolichopus distractus**, n. s.

Viridis, abdomine cupreo, antennis nigris, articulo 1° subtus fulvo, pedibus fulvis, tarsis apice piccis, alis subcinereis.

Body green; head covered in front with white down, clothed on each side of the eyes with white hairs; eyes bright red; feelers black; first joint tawny beneath; third joint short and broad;

abdomen copper colored; legs tawny; feet pitchy towards the tips; wings slightly gray; wing-ribs and poisers tawny; veins black. Length of the body  $2\frac{1}{2}$  lines; of the wings 5 lines.

a. New York. Presented by E. Doubleday, Esq.

Page 662. **Dolichopus discessus**, n. s., Fem.

Cyaneo-iridis, thorace cupreo bivittato, abdomine aeneo-iridi, antennis pedibusque fulvis, tarsis posticis piecis, alis subcinereis.

Body bluish-green; head covered in front with white down; eyes bright red; mouth and feelers tawny; bristle black; chest adorned with two bright copper-colored stripes; sides and breast covered with white bloom; abdomen green, brassy here and there, especially towards the tip; sides and under side covered with white down; legs tawny; tips of feet and hind feet, except the base, pitchy; wings slightly gray; wing-ribs and poisers tawny; veins black. Length of the body  $2\frac{1}{2}$  lines; of the wings  $5\frac{1}{2}$  lines.

a. Massachusetts. From Prof. Sheppard's collection.

Page 663. **Dolichopus contiguus**, n. s., Mas.

Anreo-iridis, thorace iridi-cyaneo, lateribus purpureo variis, abdomine cyaneo et cupreo vario, antennis nigris, pedibus fulvis, tarsis anticis apice nigris latis, tarsis mediis piecis, basi fulvis, tarsis posticis nigris, alis limpidis.

Head golden-green, covered in front with pale tawny down; eyes bright red; feelers black; third joint oval; chest greenish-blue, with a slight purple tinge on each side; abdomen golden-green, slightly bluish and coppery here and there; breast and under side of the abdomen covered with hoary bloom; tip black; appendages tawny, scales whitish; legs tawny; four hinder hips mostly green, and tinged with hoary bloom; tips of fore feet black, much widened; middle feet pitchy, tawny at the base; hind feet black; wings colorless; wing-ribs and poisers tawny; veins pitchy, tawny towards the base. Length of the body 2 lines; of the wings 4 lines.

a. New York. Presented by the Entomological Club.

Page 663. **Dolichopus exclusus**, n. s., Fem.

Cupreus, nonnunquam iridi varius, abdomine purpureo-cupreo, antennis nigris, articulo primo subtus fulvo, pedibus fulvis, tarsis nigris, alis subcinereis.

Body coppery, sometimes varied with green; head covered in front with white bloom; eyes red; mouth pitchy; palpi tawny; feelers black; first joint tawny beneath; third joint oval, as long as the first and the second; breast covered with gray bloom; abdomen purplish copper-color, covered beneath with gray bloom; legs tawny; hips coppery; fore hips mostly tawny; feet black; wings slightly gray; wing-ribs tawny; veins black; poisers pale tawny. Length of the body 2 lines; of the wings  $4\frac{1}{2}$  lines.

*a.* St. Martin's Falls, Albany River, Hudson's Bay. Presented by G. Barnston, Esq.

Page 664. **Dolichopus confinis**, n. s., Fem.

*Aeneus*, viridi varius, eupite viridi, antennis nigris, pedibus fulvis, tarsis piccis, tibiis posticis apice tarsisque posticis nigris, alis cinereis.

Body brassy, mingled here and there with green; head green, covered in front with white down, clothed along the sides of the eyes with white hairs; eyes red; mouth pitchy; feelers black; third joint nearly oval, rather short; breast covered with white bloom; legs tawny; feet pitchy, tawny towards the base; hind feet and tips of hind shanks black; wings gray; wing-ribs and poisers tawny; veins black. Length of the body 2 lines; of the wings 4 lines.

*a.* St. Martin's Falls, Albany River, Hudson's Bay. Presented by G. Barnston, Esq.

Page 664. **Dolichopus conterminus**, n. s., Mas.

Viridis, thoracis disco abdomineque aureo-viridibus, hujus apice aeneo, antennis nigris, pedibus fulvis, tarsis anticis apice nigris latis, tarsis mediis apice posticisque piccis, alis limpidis, *fem.* tarsis piccis basi fulvis, tarsis posticis nigris.

Body bright green; head covered with tawny down, fringed along the sides of the eyes with white hairs; eyes bright red, covered with white down; mouth pitchy; palpi tawny; feelers black; third joint rather large; abdomen and disk of the chest golden-green; breast and sides of the chest covered with hoary bloom, which also slightly tinges the under side of the abdomen; tip of the abdomen brassy; appendages tawny; scales white, slightly bordered with black; legs pale bright tawny; four hind hips mostly green, and covered with a white bloom; thighs fringed

with white hairs, fore feet slender, with black and much widened tips; middle feet pitchy towards the tips; hind feet pitchy; wing colorless; wing-ribs tawny; veins black; poisers pale tawny. *Fem.*—Feet pitchy, tawny towards the base; hind feet black. Length of the body 2 lines; of the wings 4 lines.

*a.* New York. Presented by E. Doubleday, Esq.

*b.* North America. Presented by the Entomological Club.

Page 665. ***Dolichopus separatus***, n. s., Fem.

Viridis, abdominis apice cupreo, antennis fulvis, articulo tertio apice nigro, pedibus fulvis, tarsis nigris, alis subcinereis.

Body green; head covered in front with tawny down; eyes red; mouth pitchy; palpi tawny; feelers tawny; third joint oval, black towards the tip; bristle black; breast, sides of the chest and under side of the abdomen covered with white bloom; abdomen coppery towards the tip; legs tawny; four hind hips green, covered with white bloom; feet black; wings slightly gray; wing-ribs and poisers tawny; veins black. Length of the body 2 lines; of the wings 4 lines.

*a.* St. Martin's Falls, Albany River, Hudson's Bay. Presented by G. Barnston, Esq.

Page 665. ***Dolichopus terminatus***, n. s., Fem.

Aureo-viridis, capite cyaneo-viridi, abdomine cupreo basi viridi, antennis nigris, pedibus fulvis, tarsis piccis basi fulvis, alis subcinereis fusco subvittatis.

Head bluish-green, covered in front with golden down, fringed on each side with white hairs; eyes bright red; mouth pitchy; palpi tawny; feelers black; third joint nearly oval; chest golden-green; sides and breast covered with hoary bloom, which also appears beneath the abdomen; abdomen copper-color, green at the base; legs tawny; four hind hips green, covered with white bloom; feet pitchy, tawny towards the base; wings slightly gray, indistinctly tinged with brown along the borders of the veins; wing-ribs and poisers tawny; veins pitchy. Length of the body 2 lines; of the wings 4 lines.

*a.* North America. Presented by the Entomological Club.

Page 666. **Dolichopus sequax**, n. s.

Cyaneo-iridis, thorace aeneo-iridi, abdominis apice aeneo, antennis fulvis, articulo tertio nigro subtus fulvo, pedibus fulvis, tarsis nigris anticis piccis, alis limpidis.

Body bluish-green; head covered in front with golden down; eyes red; mouth pitehy; feelers tawny; third joint black, tawny beneath towards the base; bristle black; chest with a slight brassy tinge; breast covered with a hoary bloom; abdomen bluish-green; tip bronzed; appendages tawny; scales white, with dark borders, under side slightly covered with hoary bloom; legs tawny, feet black; four hind hips mostly green, covered with white down; middle shanks with a slight tuft of black hairs at the base; fore feet pitehy, tawny at the base; wings colorless; wing-ribs and poisers tawny; veins black. Length of the body  $1\frac{3}{4}$  line; of the wings 3 lines.

a. St. Martin's Falls, Albany River, Hudson's Bay. Presented by G. Barnston, Esq.

Page 666. **Dolichopus soccatus**, BARNSTON'S MSS.

Aeneus, capite viridi, abdomine eupreo basi viridi, antennis fulvis, articulo tertio nigro subtus fulvo, pedibus fulvis, tarsis nigris, alis subaeneis.

Head green, covered in front with hoary down, fringed along the eyes with whitish hairs; eyes red; mouth tawny; feelers tawny; third joint black, very short, tawny beneath till near the tip; bristle black; chest brassy; sides and breast covered with hoary bloom; abdomen coppery, green at the base; legs tawny; feet black; wings slightly gray; wing-ribs tawny; veins black; poisers yellow. Length of the body  $1\frac{3}{4}$  line; of the wings  $3\frac{1}{2}$  lines.

Var.  $\beta$ . Body brassy, tinged with green.

a. St. Martin's Falls, Albany River, Hudson's Bay. Presented by G. Barnston, Esq.

Page 666. **Dolichopus remotus**, n. s.

Aeneo-iridis, capite thoracisque lateribus cyaneo-iridibus, abdomine basi viridi, antennis nigris, pedibus fulvis, tibiis posticis apice tarsisque posticis nigris, alis limpidis.

Head bluish-green, clothed in front with white down; fringed on each side with white hairs; eyes red; feelers black; chest brassy green, bluish-green on each side; breast covered with hoary bloom; abdomen brassy, green at the base, tinged with green on each side, covered with white bloom beneath; tip black; appendages tawny; scales white, bordered with black; legs tawny; tips of feet pitchy; hind feet and tips of hind shanks black; wings colorless; wing-ribs and poisers pale tawny; veins black. Length of the body  $1\frac{1}{2}$  line; of the wings 3 lines.

*a.* North America. Presented by the Entomological Club.

Page 667. **Dolichopus irrasus**, *n. n.*, Fem.

Cyanens, abdomine aeneo, antennis nigris, pedibus fulvis, tarsis piceis, alis cinereis fusco subvittatis.

Body deep blue, beset with black hairs and bristles; head covered in front with a silvery bloom; eyes red; mouth and feelers black; chest covered with ferruginous bloom; sides and chest covered with white bloom; abdomen dark bronze, slightly covered with white bloom, not longer than the chest; legs tawny, clothed with black hairs and bristles; feet pitchy; wings gray, brownish along the borders of the veins; wing-ribs and veins black; fourth longitudinal vein slightly bent; poisers dark tawny. Length of the body 1 line; of the wings 2 lines.

*a.* Florida. Presented by E. Doubleday, Esq.

Page 667. **Orthochile derempta**, *n. s.*

Viridis, thoracis disco cupreo, abdomine purpureo, basi apiceque cyaneo-viridi, lateribus aureo-viridibus, antennis nigris, pedibus fulvis, femoribus viridibus, alis subcinereis.

Body green; head and chest beset with black bristles; eyes and mouth black; feelers black; third joint very short, round; bristle proceeding from its tip; disk of the chest copper-colored; abdomen purple, clothed with black hairs, bluish-green at the base and at the tip, golden-green along each side; legs tawny, clothed with short black hairs; hips and thighs green; wings slightly gray; wing-ribs and poisers tawny; veins pitchy. Length of the body  $1\frac{1}{4}$  line; of the wings 3 lines.

*a.* North America. Presented by the Entomological Club.



*Walker, in the Transactions of the Entomological Society,  
Tom. IV.*

Page 149. **Psilopus unguilivena.**

*Mas.*—Laete viridis, antennis nigris thorace longioribus, thorace subcyanescente, abdomine subaurato, pedibus testaceis, alis subcinereis, venis nigris.

*Male.*—Bright green; antennae black, much longer than the thorax; thorax slightly bluish; abdomen somewhat gilded; legs testaceous, long, slender; wings grayish; veins black, fore-branch of the prebrachial vein very much bent, nearly rectangular; discal transverse vein very deeply undulating. Length of the body  $4\frac{1}{2}$  lines; of the wings 7 lines.

United States.

*Walker, in the Transactions of the Entomological Society,  
Tom. V.*

Page 287. **Psilopus solidus.**

*Fem.*—Cyanco-viridis, robustus, subtus albido-tomentosus, antennis pedibusque nigris, abdominis lateribus basi cupreis, alis subcinereis, fasciis duabus (1<sup>a</sup> media lata, 2<sup>a</sup> apicali latissima) nigris antice connexis, halteribus testaceis.

*Female.*—Bright bluish-green, stout, with whitish tomentum beneath; antennae and legs black; abdomen bright cupreous on each side at the base; wings slightly grayish, with a broad black band in the middle and a very broad apical black band, the two bands connected in front; fore branch of the prebrachial vein almost rectangular; discal transverse vein straight, oblique; halteres dull testaceous. Length of the body 3 lines; of the wings 7 lines.

Mexico.

Page 287. **Psilopus peractus.**

*Fem.*—Viridis, robustus, subtus albido-tomentosus, capite cyaneo, antennis, pedibus halteribusque nigris, abdomine aeneo-viridi, alis subcinereis, venis nigris.

*Female.*—Green, stout, with whitish tomentum beneath; head blue; antennae and legs black; abdomen aeneous-green; wings

grayish; veins black; fore-branch of the præbrachial vein obtusely rectangular; discal transverse vein oblique, almost straight; halteres black. Length of the body  $2\frac{1}{2}$  lines; of the wings 4 lines.

Mexico.

Page 287. **Psilopus hæreticus.**

*Fem.*—Purpureo-niger, latus, nitens, subtus albido-tomentosus, capite, antennis pedibusque nigris, abdomine nigricante purpureo, alis subcinereis, venis nigris.

*Female.*—Purplish-black, broad, shining, with whitish tomentum beneath; head, antennæ and legs black, the latter rather stout; thorax rather thickly beset with black bristles; abdomen blackish-purple; wings slightly grayish; veins black; fore-branch of the præbrachial vein rectangular, but with the angle somewhat rounded; discal transverse vein oblique, nearly straight. Length of the body  $1\frac{3}{4}$  line; of the wings  $3\frac{1}{2}$  lines.

Mexico.

Page 288. **Psilopus permeus.**

*Mas.*—Aureo-viridis, gracillimus, antennis pedibusque flavescens albis, alis limpidis, venis halteribusque pallidis.

*Male.*—Golden-green, very slender; antennæ and legs yellowish-white; wings limpid; veins pale; fore-branch of the præbrachial vein obtusely rectangular; discal transverse vein oblique, straight; halteres very pale. Length of the body  $1\frac{3}{4}$  line; of the wings 4 lines.

Mexico.

## SUPPLEMENT

TO THE

### MONOGRAPH ON NORTH AMERICAN DOLICHOPODIDÆ.<sup>1</sup>

#### I. *General Remarks on the Dolichopodidæ of North America.*

THAT the North American fauna of *Dolichopodidæ* is an exceedingly rich one, is proved by that portion of it upon which I have based the present publication. I am satisfied that this fauna far exceeds the European fauna in the variety of forms and in the number of species.

I take the following points to be peculiar to this fauna: 1. The apparently rather numerous species of *Pelastoneurus*; 2. The remarkable abundance of closely allied species of true *Gymnopternus*; 3. The number of species of *Chrysotus* distinguished by a variety of plastic characters, which is not generally the case in this genus; 4. The abundance of species of *Diaphorus* and of forms related to this genus. Our knowledge of the genera occurring in North America is too limited, yet, to indicate the absence of some of them as being peculiar to the fauna.

A very striking circumstance connected with the North American fauna of *Dolichopodidæ* is, that precisely in those points which we have just enumerated as peculiar to it, this fauna shows the most remarkable analogy to the remains of the fossil fauna of the same family preserved in amber. In both, there is the same abundance of species of genuine *Gymnopternus*, difficult to dis-

<sup>1</sup> The volume had already gone through the press when the present supplement was sent in by Mr. Loew. It contains descriptions of the new species discovered mostly by me during the summer 1863. The *General Remarks*, prefixed to this Supplement, form an important addition to the preface of this volume (page iii—vi).

O. S.

tinguish on account of their close resemblance; in both, the same frequency of species of *Chrysotus*, and not only the same variety of plastic specific characters among them, but even a most striking conformity in the nature of these characters; in both, numerous species of *Diaphorus* and of forms related to them. A certain coincidence is even perceptible among those genera, which hitherto are not represented either in the North American or in the amber-fauna. It must be added, however, that the latter shows nothing like the great abundance of the North American fauna in species of genuine *Dolichopus*.

It would be difficult at present to make any satisfactory statement as to the relation in which the North American fauna of *Dolichopodidae* stands to that of any other zoological province, as, with the exception of the European fauna, our knowledge of other faunas is not sufficient for this purpose. From what we know, however, we distinctly perceive that the North American fauna closely approaches the European and the North Asiatic faunae in the species of the genera *Hygroceleuthus*, *Dolichopus*, *Tachytrechus*, *Campsicnemus*, *Scellus*, *Hydrophorus*, *Liancalus*, *Chrysotimus*, and *Xanthochlorus*, whereas its coalescence with the South American fauna is apparent in the species of *Paraclius*, *Pelastoneurus*, *Lyronneurus*, and *Plagioneurus*. The species of genuine *Gymnopternus*, so numerous in North America, are but scantily represented in Europe. The North American species of *Diaphorus* agree in part with the European, in part with the South American species. The North American species of *Argyra*, *Porphyrops*, *Leucostola*, and *Liancalus* do not show any striking difference from the European species of these genera, but just as little from the South American species.

Of such species, as are common to Europe and North America, the following have hitherto come under my observation: *Dolichopus brevipennis* Meig., *Dolichopus plumipes* Scop., *Dolichopus discifer* Stann., *Scellus spinimanus* Zett., and *Psilopus pallens* Wied. The first four of these species belong altogether to specific types commonly represented on both continents; but this is not the case with *Psilopus pallens*. This species unquestionably belongs to the circle of European types of *Psilopus*, whereas all the North American *Psilopus* at present known closely approach the types of their South American brethren. It seems, therefore, not altogether unnatural to suppose that this

species, which, according to Baron Osten Sacken's statement, is not uncommon in the lower parts of New York City, should have been accidentally imported in ships from the south of Europe. As species common to both continents may perhaps be also regarded *Diaphorus nigricans* Meig. and *Xanthochlorus tenellus* Wied.; the North American *Diaphorus opacus* might be considered as identical with the first, *Xanthochlorus helvinus* with the second of these species; certainty about this point, however, can only be acquired by the close comparison of a larger number of well-preserved specimens of the two American species.

II. *Description of some Species communicated after the Volume had gone through the Press.*

Gen. II. **DOLICHOPUS.**

*Corrected Table for determining the Species.*

1	{ Prevailing color of the feet black.	2
	{ Prevailing color of the feet yellow.	9
2	{ Cilia of the inferior orbit black.	3
	{ Cilia of the inferior orbit whitish.	4
3	{ Face ochre-yellow.	1 <i>gratus</i> Lw.
	{ Face silvery white.	2 <i>laticornis</i> Lw.
4	{ First joint of the hind tarsi with numerous bristles.	3 <i>setifer</i> Lw.
	{ First joint of the hind tarsi with a few bristles.	5
5	{ Hind tibiæ black only at the tip.	6
	{ Hind tibiæ entirely black.	7
6	{ The black color at the tip of the hind tibiæ is rather extended and not very sharply limited.	4 <i>albiciliatus</i> Lw.
	{ The black color at the tip of the hind tibiæ but little extended and sharply limited.	5 <i>xanthocnemus</i> n. sp.
7	{ A considerable extent of the tip of the femora yellow.	6 <i>tetricus</i> n. sp.
	{ The extreme tip of the femora only somewhat yellowish.	8
8	{ Lamellæ of the hypopygium pointed.	7 <i>acuminatus</i> Lw.
	{ Lamellæ of the hypopygium rounded ovate.	8 <i>ovatus</i> Lw.
9	{ Cilia of the inferior orbit black.	10
	{ Cilia of the inferior orbit pale.	12
10	{ Fore coxæ blackish.	9 <i>pachycnemus</i> Lw.
	{ Fore coxæ yellow.	11
11	{ The first two joints of the antennæ yellow.	43 <i>dorycerus</i> Lw.
	{ The whole antennæ black.	10 <i>brevipennis</i> Meig.
12	{ Tegulæ with pale cilia.	13
	{ Tegulæ with black cilia.	26

- 13 { Antennæ black, at the utmost the first joint almost yellowish-red. 14  
 { Antennæ, altogether or at least their larger portion, yellowish-red. 24
- 14 { Fore coxæ dark at the base, beyond the middle. 11 *longimanus* *Lw.*  
 { Fore coxæ pale. 15
- 15 { Tip of the hind tibiæ distinctly black. 16  
 { Tip of the hind tibiæ not, or very slightly infuscated. 17
- 16 { Fore tarsi only ferruginous-brownish. 12 *brevimanus* *Lw.*  
 { Fore tarsi blackened from the tip of the first joint. 13 *socius* *Lw.*
- 17 { Hind tarsi entirely black. 18  
 { Basis of the hind tarsi to a considerable extent pale. 22
- 18 { Hind femora of the male not ciliated. 14 *nudus* *Lw.*  
 { Hind femora of the male ciliated. 19
- 19 { The enlarged last joint of the fore tarsi of the male on the outside  
 with a white reflection. 45 *palæstricus* *Lw.*  
 { The enlarged last joint of the fore tarsi of the male on the outside  
 without a white reflection. 20
- 20 { Hind femora of the male very densely ciliated. 16 *splendidus* *Lw.*  
 { Hind femora of the male sparsely ciliated. 21
- 21 { Hind tibiæ not infuscated at the tip; the fourth joint of the fore tarsi  
 of the male somewhat broader than the preceding. 44 *splendidulus* *Lw.*  
 { Hind tibiæ somewhat infuscated at the tip; the 4th joint of the fore  
 tarsi of the male not broader than the preceding. 15 *subciliatus* *Lw.*
- 22 { Only the last joint of the fore tarsi of the male enlarged. 17 *batillifer* *Lw.*  
 { The two last joints of the fore tarsi of the male enlarged. 23
- 23 { Hind femora of the male ciliated. 18 *eudactylus* *Lw.*  
 { Hind femora of the male not ciliated. 19 *tonsus* *Lw.*
- 24 { Last joint of the fore tarsi of the male enlarged. 20 *tener* *Lw.*  
 { Fore tarsi of the male plain. 25
- 25 { Wings hyaline with a grayish tinge. 21 *variabilis* *Lw.*  
 { Wings hyaline with a yellowish tinge. 22 *luteipennis* *Lw.*
- 26 { Fourth longitudinal vein broken. 27  
 { Fourth longitudinal vein not broken. 31
- 27 { Antennæ black. 23 *ramifer* *Lw.*  
 { Antennæ yellowish red. 28
- 28 { Fourth longitudinal vein broken twice at right angles. 24 *bifRACTUS* *Lw.*  
 { The lower angle of the fourth longitudinal vein sharp, the upper one  
 rounded. 29
- 29 { Tarsi of the male plain. 25 *vittatus* *Lw.*  
 { Fore tarsi of the male enlarged at the tip. 30

- red. 14  
red. 24  
us *Lw.*  
15  
16  
17  
us *Lw.*  
us *Lw.*  
18  
22  
us *Lw.*  
19  
outside  
us *Lw.*  
outside  
20  
us *Lw.*  
21  
re tarsi  
us *Lw.*  
the fore  
us *Lw.*  
er *Lw.*  
23  
us *Lw.*  
us *Lw.*  
er *Lw.*  
25  
is *Lw.*  
is *Lw.*  
27  
31  
er *Lw.*  
28  
us *Lw.*  
er one  
29  
us *Lw.*  
30
- 30 { Hind femora of the male ciliated. 26 *cuprinus* *Wied.*  
Hind femora of the male not ciliated. 27 *longipennis* *Lw.*
- 31 { Antennæ red, at the utmost the third joint at the tip, or its larger  
portion, blackened. 32  
Antennæ black, at the utmost the first joint, in part, red. 39
- 32 { Humeral callosity of the same color as the dorsum of the thorax. 33  
Humeral callosity yellowish. 38
- 33 { Arista of the antennæ of the male very much enlarged at the tip.  
28 *hastatus* *Lw.*  
Arista of the antennæ of the male plain. 34
- 34 { Last joint of the fore tarsi of the male not enlarged. 35  
Last joint of the fore tarsi of the male enlarged. 36
- 35 { First joint of the middle tarsi of the male feathered.  
29 *plumipes* *Scop.*  
First joint of the middle tarsi of the male not feathered.  
30 *fulvipes* *Lw.*
- 36 { Last joint of the fore tarsi of the male with a lamelliform appendage.  
31 *sexarticulatus* *Lw.*  
Last joint of the fore tarsi of the male without lamelliform appendage.  
37
- 37 { Last joint of the fore tarsi of the male small. 32 *ruficornis* *Lw.*  
Last joint of the fore tarsi of the male large. 40 *lobatus* *Lw.*
- 38 { Fore tarsi of the male plain. 33 *scapularis* *Lw.*  
Fore tarsi of the male enlarged at the tip. 34 *funditor* *Lw.*
- 39 { Antennæ entirely black. 40  
First joint of the antennæ partly red 43
- 40 { Hind femora not blackened at the tip. 41  
Hind femora blackened at the tip. 42
- 41 { Hind tibiæ not blackened at the tip. 35 *chrysostomus* *Lw.*  
Hind tibiæ blackened at the tip. 46 *melanocerus* *Lw.*
- 42 { Anterior femora without dark streaks on the under side.  
37 *comatus* *Lw.*  
Anterior femora with dark streaks on the under side.  
36 *præustus* *Lw.*
- 43 { First joint of the hind tarsi yellow, with the exception of the tip. 44  
First joint of the hind tarsi entirely black. 45
- 44 { Lamellæ of the hypopygium ochreous-yellow, not double.  
38 *scoparius* *Lw.*  
Lamellæ of the hypopygium ochreous yellow, double, that is, having  
an inner pair of flaps besides the outer ones.  
47 *quadrilamellatus* *Lw.*
- 45 { Tips of the hind tibiæ at the utmost somewhat blackened on the in-  
side. 46  
Tips of the hind tibiæ distinctly black. 47

- |    |   |   |                                  |
|----|---|---|----------------------------------|
| 46 | { | The first joint of the antennæ red on the under side only.                | 39 <i>discifer</i> <i>Lw.</i>    |
|    |   | The first joint of the antennæ red, with the exception of its upper side. | 40 <i>lobatus</i> <i>Lw.</i>     |
| 47 | { | Hind tibiæ of the male with bristles of unusual length.                   | 41 <i>setosus</i> <i>Lw.</i>     |
|    |   | Hind tibiæ of the male with bristles of ordinary length.                  | 42 <i>incisuralis</i> <i>Lw.</i> |

**43. *D. dorycerus* LOEW.** ♂.—Æneo-viridis, oculorum tegularumque ciliis nigris, primis duobus antennarum articulis, coxis anticis pedibusque saturate flavis.

♂. Setâ antennarum lamelliferâ, tarsorum anticorum articulis ultimis quatuor dilatatis, atris.

♀ . . . . .

Metallic green; cilia of the posterior orbit and of the tegulæ black; the first two joints of the antennæ, the fore coxæ and the feet saturate-yellow.

♂. Arista expanded into a lamella at the end, the last four joints of the fore tarsi enlarged, deep black.

♀ . . . . .

Long. corp. 0.26. Long. al. 0.26.

SYN. *Dolichopus dorycerus* LOEW, Berl. Ent. Zeitschr. VIII, 93, 85.

*Male.* Bright, bronze-green, usually with extensive coppery-reflections. Antennæ small; the first and second joints, which are very much obliterated, of a saturate-yellow color; the third joint, which is round, and the arista, black; the latter bears at its tip an elliptical black lamella. The face more ochre-brown than ochre-yellow; the cilia on the posterior orbit altogether black. Hypopygium black; the lamellæ of middling size, dingy white with a rather broad black margin, jagged on the edge and beset with black bristles, on the upper margin with black hairs. Fore coxæ with black hairs. Feet saturate-yellow; hind femora before the tip usually with two, sometimes with one bristle; the hind tibiæ have upon their hind side, before the middle, a small brown callus, and are blackened at the extreme tip on the inside. Fore tarsi about as long as the tibiæ; the first joint slender, stalk-like, considerably longer than the following four joints together, dark yellow, blackened only at the extreme tip; the following



four joints velvet-black, strongly compressed from the sides; the three last ones are expanded on the upper side into long lobes, which are velvet-black on the third and fourth joints; on the fifth joint the lobe is black only at the base, otherwise whitish. Middle and hind tarsi, from the tip of the first joint, black. Wings grayish-hyaline with dark-brown veins, tinged with clayish-yellow in the costal, marginal, and submarginal cells, the costa only slightly incrassated at the tip of the first longitudinal vein; the tip of the third longitudinal vein strongly deflected backwards; the last segment of the fourth longitudinal vein not broken; the posterior margin of the wing has a deep sinus before the unusually protruding anal angle; the latter is again sinuated, so as to appear bilobed.

*Hab.* Glen-House, White Mountains, New Hampshire, July 2, 1863. (Osten-Sacken.)

**44. D. splendidulus** LOEW. ♂.—Viridis, nitidus, coxis anticis pedibusque flavis, tibiis posticis totis concoloribus, antennis tarsisque posticis nigris, ciliis oculorum inferioribus tegularumque ciliis flavicantibus, alarum venâ longitudinali quartâ non fractâ.

♂. Tarsis anticis elongatis, articulo quarto præcedentibus latiore, quinto compresso atro, femoribus posticis minus confertim flavo-ciliatis.

♀. . . . .

Green, shining, fore coxæ and feet yellow; the hind tibiæ not blackened at the tip; antennæ and hind tarsi black; cilia of the inferior orbit and of the tegulæ yellowish.

♂. Fore tarsi elongated, fourth joint broader than the preceding; the fifth joint laterally compressed, black; hind femora ciliated with rather sparse yellowish hairs.

♀. . . . .

Long. corp. 0.22. Long. al. 0.22-0.23.

*Syn.* *Dolichopus splendidulus* LOEW, Berl. Ent. Zeitschr. VIII, 91, 82.

*Male.* Metallic green, bright, shining. Face rather bright-yellow. Antennæ altogether black; the third joint short-ovate. Front shining green. Cilia of the inferior orbit pale-yellowish. Lamellæ of the hypopygium broad, ovate, whitish; on the upper and the apical margins with a very narrow blackish border; apical margin jagged and beset with black bristles. The four hind coxæ are blackish, only at the extreme tip yellow. Fore coxæ yellow, somewhat blackened only at the extreme basis, beset with short

black little hairs almost upon the whole front side. Feet yellow. The hind femora before the tip with a bristle, upon the greater part of the under side sparsely ciliated with rather long yellowish hairs. Hind tibiæ of ordinary strength, not infuscated at the tip, with a long glabrous streak upon the hind side. Fore tarsi abundantly one and a half the length of the tibiæ; the first four joints yellow, on the inside with a somewhat whitish reflection; stalk-shaped from the first to the third joint; the fourth joint laterally compressed, somewhat broader than the preceding, especially towards the tip; the first joint nearly as long as the three following together; the fifth joint black, compressed, broad, especially towards the tip, beset on the upper side with closely appressed little hairs. Middle tarsi blackened from the tip of the first joint. Hind tarsi altogether black. Cilia of the tegulæ whitish. Wings hyaline, somewhat grayish, of rather uniform breadth; the costa at the tip of the first longitudinal vein with a weak and very short swelling; the fourth longitudinal vein not broken.

*Hab.* White Mountains, New Hampshire, July, 1863. (Osten-Sacken.)

*Observation.*—This species has an extraordinary resemblance with *D. splendidus* on one side, and with *D. subciliatus* on the other. It differs from *D. splendidus*, with which it agrees more with regard to the structure of the fore tarsi, by the less densely ciliated hind femora, and by the smaller extent of the incassation of the costa. *D. subciliatus* has longer and more slender fore tarsi, the fourth joint of which is as slender as the preceding; it has the hind tibiæ infuscated at the tip; the cilia of its hind femora are not only more scarce but also shorter, finally the swelling of the costa is more extended. Moreover, not only *D. splendidus*, but also *D. subciliatus* are considerably larger than *D. splendidulus*. This character will enable us to distinguish the female of *D. splendidulus* from that of *D. splendidus*, as well as from the female of *D. subciliatus*; the two latter, however, cannot be confounded on account of the different color of the hind tibiæ.

**45. *D. palæstricus* LOEW.** ♂ and ♀.—Æneo-viridis, pedibus flavis, coxis anticis tibiisque posticis totis concoloribus, antennis tarsisque posticis nigris, cillis oculorum inferioribus tegularumque cillis flavicantibus, venâ alarum longitudinali quartâ non fractâ.

♂. Ultimo tarsorum anticorum articulo admodum dilatato, nigro, in latere

externo albo-micante; femorum posticorum ciliis flavicantibus, non confertis.

♀. Pedibus simplicibus.

Metallic green; feet yellow; fore coxæ and the whole hind tibiæ of the same color; antennæ and hind tarsi black; cilia of the inferior orbit and of the tegulæ yellowish; the fourth longitudinal vein not broken.

♂. The last joint of the fore tarsi very much enlarged, black, on the outside with a white reflection; the yellowish cilia of the hind femora sparse.

♀. Feet plain.

Long. corp. 0.24. Long. al. 0.23.

Syn. *Dolichopus palæstricus* Loew, Berl. Entom. Zeitschr. VIII, 92, 84.

Metallic green, bright. Face of the male narrow, more pale ochre-yellowish than golden-yellow; the face of the female broader and paler. Antennæ entirely black; the third joint of the male ovate, that of the female shorter. Front green, bright. Cilia of the inferior orbit yellowish. Fore coxæ yellow, on the front side with a short black pubescence. The four posterior coxæ yellow only at the extreme tip. Hind femora with a bristle before the tip. Fore tarsi of the female and middle tarsi in both sexes blackened from the tip of the first joint. Hind tarsi black, excepting only the extreme basis, which is yellowish-brown. Cilia of the tegulæ yellowish. Wings grayish hyaline; fourth longitudinal vein not broken.

*Male.* Lamellæ of the hypopygium whitish, of moderate size and oval form; on the upper and apical margin they have a narrow black border, the latter is jagged and beset with black bristles. Hind femora sparsely ciliated with yellow hairs. Fore tarsi once and a half so long as the tibiæ; the first four joints yellow, with a white reflection on their sides, slender, stalk-like; the first joint as long as the three following together, the second abundantly one and a half so long as the third; the third somewhat broader than the preceding, especially toward its tip; the fourth considerably shorter and broader than the third; the fifth joint laterally compressed, very much enlarged, black, with a silky reflection; on the outside this reflection sometimes appears almost silvery. Hind tibiæ somewhat thickened; the two thirds of their hind side without any pubescence. The costa at the tip of the first longitudinal vein with a rather elongated swelling.

*Hab.* New Hampshire. (Osten-Sacken.)

*Observation 1.*—*D. palustricus* is very much like *D. batillifer*. It differs from it in both sexes by the somewhat larger antennæ, and principally by the hind tarsi, which are black as far as the extreme basis; moreover the male has distinctly shorter fore tarsi and their first three joints are somewhat stouter; the cilia of the hind femora are more scarce; the hind tibiæ are less thickened, and the glabrous spot on their hind side is longer. The female may be distinguished from the somewhat uncertain female of *D. splendidus*, and from the as yet unknown female of *D. splendidulus* by the pubescence on the sides of the abdomen, which is, to a greater extent, of a pale color; from the female of *D. nudus* it differs by the under side of the first joint of the antennæ not being red.

*Observation 2.*—The discovery of the present species makes it necessary to mention, in the diagnosis of *D. batillifer*, the pale color of the first joint of the hind tarsi, and the very dense fringe of cilia on the hind femora of the male.

**46. *D. melanocerus* LOEW.** ♂ and ♀. —Æneo-viridis, antennis nigris, inferioribus oculorum ciliis flavicantibus, ciliis regularum nigris, coxis anticis pedibusque flavis, tarsis anterioribus inde ab articuli primi apice, tibiarum posticarum apice tarsisque posticis totis nigris.

♂. Facie subantræ, tarsis simplicibus, femoribus posticis flavo-ciliatis.

♀. Facie albicante, femoribus posticis non ciliatis.

Metallic green; antennæ black; cilia of the inferior orbit yellowish; cilia of the tegulæ black; fore coxæ and feet yellow; the four anterior tarsi, from the tip of the first joint, the tip of the hind femora and the whole hind tarsi black.

♂. Face almost golden-yellow; hind femora with yellowish cilia.

♀. Face whitish; hind femora not ciliated.

Long. corp. 0.20. Long. al. 0.20.

SYN. *Dolichopus melanocerus* LOEW, Berl. Ent. Zeitsch. VIII, 93, 86.

*Male.* Metallic green, bright. Front bright green. Antennæ entirely black, rather large; the third joint elongated-ovate, rather of equal breadth. Face rather narrow, golden-yellowish, but not shining. Cilia of the inferior orbit yellowish. Lamellæ of the hypopygium of medium size, ovate, whitish, with a narrow black border, jagged on the apical margin and beset with black bristles. Fore coxæ yellow, somewhat blackened at the extreme basis, and clothed on the front side with a black pubescence. Feet yellow; hind femora before the tip with a bristle, ciliated on

the under side with scattered yellowish hairs. Hind tibiae at the tip, to a considerable extent, black; on the hind side with a glabrous streak, which reaches from the basis up to the tip. Fore and middle tarsi blackened from the tip of the first joint; hind tarsi altogether black. Cilia of the tegulae black. Wings with a rather dark-gray tinge, and with black veins; the costa has, at the tip of the first longitudinal vein, a very short knot-like swelling; the fourth longitudinal vein is not broken.

*Female.* The plastic characters, which distinguish the male are wanting here, otherwise it resembles the male very much. The antennae are considerably shorter and their last joint is much smaller. The face is very much broader, grayish-white, with but little admixture of yellowish.

*Hab.* Canada. (Conper.)

*Observation.*—The male cannot be mistaken for any other species. The female differs from that of *D. comatus* by its more considerable size, darker wings, and the absence of a dark tip on the hind femora. It cannot be mistaken for the as yet unknown female of *D. chrysostomus*, on account of the extended black color of the tip of its hind tibiae. All the other species, with the females of which it could be confounded, have the antennae not entirely black.

**47. *D. quadrilamellatus* Loew.** ♂ and ♀.—Viridis, nitens, antennis nigris, margine infero articuli primi rufescente, facie albâ, inferioribus oculorum ciliis albidis, ciliis tegularum nigris, coxis anticis pedibusque flavis, tarsis posterioribus inde ab articuli primi apice nigris, alarum venâ longitudinali quartâ non fractâ.

♂. Duobus ultimis tarsorum anticorum articulis depressis, atris; lamellis hypopygii ochraceis, bilobis.

♀. Tarsis anticis inde ab articuli primi apice nigris.

Green, shining; antennae black; the inferior margin of the first joint reddish; face white; the cilia of the inferior orbit whitish; cilia of the tegulae black; fore coxae and feet yellow, the four posterior tarsi from the tip of the first joint black; the fourth longitudinal vein not broken.

♂. The two last joints of the fore tarsi flattened, black; lamellae of the hypopygium ochre-yellow, bilobed.

♀. Fore tarsi from the tip of the first joint black.

Long. corp. 0.27. Long. al. 0.26.

Syn. *Dolichopus quadrilamellatus* Loew, Berl. Ent. Zeitschr. VIII, 92, 83.

*Male.* Metallic green, shining. Front shining green. Antennae only of middle size, black, the inferior edge of the first

joint red, which, however, in some specimens, can be perceived only at a careful examination. The face rather broad for a male, whitish, on its uppermost part more yellowish-white. Cilia of the inferior orbit whitish. The lamellæ of the hypopygium are dark ochre-yellow and with two flaps, so that, at a superficial glance, the hypopygium appears to have four lamellæ; the longer flap has a narrow black-brown border, is not jagged at all, and beset with some delicate pale hairs. Fore coxæ yellow, a little blackened at the extreme basis only, on the front side with a fine and scattered blackish pubescence. The hind coxæ yellow at the extreme tip only. Feet yellow; the hind femora with a bristle before the tip. Fore tarsi not quite  $1\frac{1}{2}$  as long as the tibiæ; their first three joints yellow, stalk-like, slender, rapidly decreasing in length; the first joint about as long as the three following together; the two last joints flattened, black and covered with black hair, so as to appear rather broad. The hind side of the hind tibiæ only with a very narrow glabrous streak in the shape of a line. Middle and hind tarsi from the tip of the first joint black. Cilia of the tegulæ black. Wings grayish-hyaline; the costa without visible swelling at the tip of the first longitudinal vein; the fourth longitudinal vein not broken.

*Female.* Very much resembling the male. Antennæ somewhat shorter. Face broader, whitish, not yellowish-white on its upper part. Fore tarsi from the tip of the first joint, blackened.

*Hab.* Palissades, New Jersey; in June. (Osten-Saeken.)

*Observation.*—The female will probably have to be distinguished from the still unknown female of *D. scoparius* by its larger size and the smaller extent of the black at the basis of the fore coxæ.

### Gen. III. GYMNOPTERNUS.

*Corrected Table for the determination of the Species.*

1 {	Coloring non-metallic.	1 <i>flavus</i> <i>Lw.</i>
	Coloring metallic.	2
2 {	Third joint of the antennæ with an elongated point.	2 <i>subulatus</i> <i>Lw.</i>
	Third joint of the antennæ without elongated point.	3
3 {	Prevailing color of the feet black.	4
	Prevailing color of the feet yellow.	7
4 {	Third joint of the antennæ with a very distinct pubescence.	
		3 <i>scotias</i> <i>Lw.</i>
	Third joint of the antennæ with a scarcely visible pubescence.	5

received  
a male,  
filia of  
um are  
pericial  
longer  
all, and  
a little  
a fine  
at the  
bristle  
tibiae;  
creas-  
follow-  
covered  
side of  
in the  
e first  
aline;  
udinal  
some-  
on its  
kened.  
)  
ished  
e size  
coxae.

s *Lw.*

2

s *Lw.*

3

4

7

*Lw.*

5

- 5 { Bright metallic green. 24 *pusillus* n. sp.  
    { Black-green. 6
- 6 { Wings tinged with gray. 4 *barbatulus* *Lw.*  
    { Wing blackish. 5 *tristis* n. sp.
- 7 { Tip of the hind femora blackish. 6 *exilis* *Lw.*  
    { Tip of the hind femora not blackish. 8
- 8 { Thorax dark violet. 9  
    { Thorax not violet. 10
- 9 { Fore coxae as far as the tip, blackish. 7 *spectabilis* *Lw.*  
    { Fore coxae yellowish. 8 *albiceps* *Lw.*
- 10 { Antennae entirely black. 11  
    { Antennae entirely or partly red. 21
- 11 { Fore coxae at least at the basis distinctly blackened. 12  
    { Fore coxae entirely yellow. 15
- 12 { Lamellæ of the hypopygium black. 25 *chalcocrus*, nov. sp.  
    { Lamellæ of the hypopygium yellowish. 13
- 13 { Last joint of the fore tarsi of the male somewhat enlarged. 9 *subdilatus* *Lw.*  
    { Last joint of the fore tarsi of the male not enlarged at all. 14
- 14 { Fore coxae as far as the tip, blackened. 26 *coxalis* *Lw.*  
    { Fore coxae blackened only at the basis. 27 *meniscus* *Lw.*
- 15 { Lamellæ of the hypopygium black. 11 *frequens* *Lw.*  
    { Lamellæ of the hypopygium not black. 16
- 16 { Hind tarsi entirely black. 28 *humilis*, nov. sp.  
    { Hind tarsi not entirely black. 17
- 17 { Lamellæ of the hypopygium dark-yellow. 12 *lunifer* *Lw.*  
    { Lamellæ of the hypopygium whitish-yellow. 18
- 18 { Internal appendages of the hypopygium penicillate. 13 *fimbriatus* *Lw.*  
    { Internal appendages of the hypopygium not penicillate. 19
- 19 { Face yellow. 29 *exiguus*, nov. sp.  
    { Face whitish. 20
- 20 { Third and fourth longitudinal veins strongly convergent towards their  
    end. 14 *despicatus* *Lw.*  
    { Third and fourth longitudinal veins altogether parallel. 15 *difficilis* *Lw.*
- 21 { Hind tarsi from the tip of the first joint black. 10 *laevigatus* *Lw.*  
    { Hind tarsi towards the tip a little darker, at the utmost brown, never  
    black. 22
- 22 { Middle and hind coxae, from the basis, distinctly blackened. 23  
    { Middle and hind coxae yellow, the former at the utmost somewhat  
    grayish. 25

23	{ The lower part of the face, in the female, distinctly clothed with hair. { The lower part of the face not hairy.	16 <i>nigribarbus</i> <i>Law.</i>	24
24		{ Antennae small. { Antennae rather large.	17 <i>parvicornis</i> <i>Law.</i>
25	{ Venter and posterior margin of the pleurae not yellow. { Venter and posterior margin of the pleurae yellow.		
26		{ Thorax shining, front white. { Thorax rather dull, front gray.	19 <i>politus</i> <i>Law.</i>
27	{ Hypopygium very stout and large. { Hypopygium of ordinary thickness and size.		21 <i>crassicauda</i> <i>Law.</i>
28		{ Antennae very small. { Antennae of middle size.	22 <i>minutus</i> <i>Law.</i>

**19. *G. politus* Loew.** ♂ and ♀.

I have now obtained also the male of this species. The crescent-shaped lamellae of the hypopygium are white-yellowish, their interior appendages not penicillate. The dorsum of the thorax is not quite so bright as that of the female, which otherwise it resembles very much.

**24. *G. pusillus*, nov. sp.** ♀.—*Læte viridis, nitens, facie albâ, coxis præter apicem femoribusque nigris.*

Bright green; face white; coxæ, with the exception of the tip and the femora, black.

Long. corp. 0.10. Long. al. 0.11.

Bright metallic-green, by no means black-green, shining. Front with a not very conspicuous gray-whitish dust. Antennæ black; the third joint not very small, with an almost imperceptible pubescence. Coxæ black, their second joint yellowish. Femora black, the tip of the four anterior ones to a considerable extent yellowish. Tibiæ yellow. Tarsi at the basis yellow, from the tip of the first joint blackened. (The hind tarsi are wanting.) Wings with a brownish-gray tinge.

*Hab.* Illinois. (Le Baron.)

*Observation.*—A single female of this species is in my possession for some time; but the rather imperfect condition of this specimen, and the hope of obtaining better ones, induced me to delay the publication of this species. As my hope has not been fulfilled, I furnish its description now. It is easily distinguished



from all other species with black feet, by its smaller size, and by its color, which is not black-green, but pure green.

**25. *G. chalcocrus*, nov. sp.** ♂ and ♀.—Æneo-viridis, nitens, antennis nigris, pedibus flavis, coxis omnibus, præter apicem, lamellisq̄ hypopygii nigris.

Metallic green, shining; antennæ black; feet yellow, all the coxæ with the exception of the tip and the lamellæ of the hypopygium black.

Long. corp. 0.15—0.16. Long. al. 0.15—0.16.

Metallic green, shining. Antennæ entirely black; the third joint short, with a not easily perceptible pubescence. Front covered with white dust. Face of the ♂ ochre-yellow, sometimes rather brownish-yellow, that of the ♀ grayish-white; cilia of the inferior orbit black. Upper side of the thorax covered with gray or brown-gray dust, which is distinctly visible, when the upper side of the thorax is looked at in an oblique direction. Fore coxæ blackened as far as the middle or nearly as far as the tip; the four hind coxæ yellow only at the tip. Feet yellow; tarsi from the tip of the first joint strongly colored with brown or blackened, the crescent-shaped lamellæ of the hypopygium black. Wings tinged with blackish-gray and with brownish-black veins.

*Hab.* District of Columbia; New York. (Osten-Sacken.)

*Observation.*—The female has, in the plastic characters, much in common with the female of *G. spectabilis*, of which I have now three specimens; but the latter is somewhat larger, and the third and fourth longitudinal veins of the wings seem to be somewhat closer to each other; I cannot, therefore, believe that *G. spectabilis* is only a variety in color of *G. chalcocrus*, and hope that my view will be sustained through the discovery of the still unknown male of *G. spectabilis*.

**26. *G. coxalis* Loew.** ♂.—Æneo-viridis, nitens, antennis nigris, coxis omnibus præter apicem nigris, pedibus lamellisq̄ hypopygii flavis, articulo ultimo tarsorum anteriorum maris non dilatato.

Metallic green, shining; antennæ black; all coxæ, with the exception of the tip, black; the feet and the lamellæ of the hypopygium yellow; the last joint of the fore tarsi of the male not enlarged.

Long. corp. 0.14. Long. al. 0.14—0.15.

*Syn.* *Gymnopternus coxalis* Loew, Berl. Ent. Zeitschr. VIII, 94, 87.

Metallic green, shining. Front with whitish dust. The antennæ altogether black; their third joint ovate; the face some-

what broader than in the males of most of the other species, and white. All the coxæ black, only the extreme tip yellow. Feet yellow; the four anterior tarsi, from the tip of the first joint, blackened; the hindmost black, with the exception of the basal half of the first joint; the last joint of the fore tarsi not enlarged.

*Hab.* New York. (Osten-Sacken.)

*Observation.*—I dare not positively decide whether a male, which Mr. Le Baron caught in Illinois, belongs to this species or not. It differs from the above described typical males in a remarkable degree, as it has the first two-thirds of the fore femora and the upper side of the hind femora infuscated, and the hind tarsi, with the exception of the extreme basis of the first joint, of a black color; moreover, the third joint of the antennæ is a little shorter. I would not venture to establish a separate species upon this single specimen.

**27. *G. meniscus* Loew.** ♂ and ♀.—Æneo-viridis, nitens, antennis nigris, coxis anticis præter basim, pedibus lamellisque hypopygii flavis. Metallic green, shining; antennæ black; fore coxæ, with the exception of the basis, feet, and lamellæ of the hypopygium, yellow.  
Long. corp. 0.15. Long. al. 0.15.

*Syn.* *Gymnopternus meniscus* Loew, Berl. Ent. Zeitschr. VIII, 94, 88.

Resembles the *G. coralis* very much, but is somewhat larger and more of a bronze color. Fore coxæ black always only at the basis; the third joint of the antennæ a little shorter and broader, all the rest like the preceding.

*Hab.* District of Columbia. (Osten-Sacken.)

**28. *G. humilis*, nov. sp.** ♂ and ♀.—Æneo-viridis, nitens, antennis nigris, facie albâ, coxis anticis totis, pedibus lamellisque hypopygii flavis, tibiarum posticarum apice infuscato, tarsis posticis totis nigris.

Metallic green, shining; the antennæ black; face white; the whole fore coxæ, the feet, and the lamellæ of the hypopygium yellow; the tip of the hind tibiæ infuscated; hind tarsi entirely black.

Long. corp. 0.12. Long. al. 0.12.

Metallic green, shining. Front covered with white dust. The antennæ altogether black. The narrow face of the male white, the very broad face of the female whitish. The crescent-shaped lamellæ of the hypopygium yellow, sometimes almost dark-yellow. Fore coxæ altogether yellow; middle coxæ on the whole outside,

hind coxæ at least on a part of it, blackish. Feet yellow; the hind tibiæ of the female are indistinctly infuscated at the tip; those of the male are distinctly infuscated or even blackened, especially upon their inner side. The hind tarsi are entirely black. Wings tinged with blackish-gray.

*Hab.* New York (Osten-Sacken); Illinois (Le Baron).

**29. *G. exiguus*, nov. sp.** ♂.—Æneus, nitens, antennis nigris, facie ochraceâ, coxis anticis totis, pedibus lamellisq[ue] hypopygii flavis.

Bronze-colored, shining; antennæ black; face ochre-yellow; the whole fore coxæ, the feet, and the lamellæ of the hypopygium yellow.

Long. corp. 0.12. Long. al. 0.12.

More bronze-colored than metallic green, shining. Front covered with a gray-whitish dust. Antennæ altogether black, the narrow face brownish ochre-yellow. The crescent-shaped lamellæ of the hypopygium yellowish. Fore coxæ entirely yellow; also the four posterior coxæ mostly yellow, but the whole outside of the middle coxæ and a considerable portion of the outside of the hind coxæ blackish. Feet yellow; the tarsi, with the exception of the basis, strongly infuscated. Wings gray.

*Hab.* Illinois. (Le Baron.)

#### Gen. V. PELASTONEURUS.

*Corrected Table for determining the Species.*

1	{ Cilia of the inferior orbit black.	2
	{ Cilia of the inferior orbit whitish.	6
2	{ A bright white, glittering spot on the posterior margin of the thorax.	1 <i>longicauda</i> Loew.
	{ No such white spot on the posterior margin of the thorax.	3
3	{ Wings blackened.	2 <i>lugubris</i> Loew.
	{ Wings tinged with blackish-gray.	4
4	{ Fore coxæ altogether yellow; lamellæ of the hypopygium long.	3 <i>lætus</i> Loew.
	{ Fore coxæ not altogether yellow; lamellæ of the hypopygium short.	5
5	{ Only the basis of the fore coxæ blackened.	6 <i>lamellatus</i> Loew.
	{ The whole fore coxæ blackened.	7 <i>abbreviatus</i> Loew.
6	{ Fore coxæ blackened at the basis.	4 <i>vagans</i> Loew.
	{ Fore coxæ entirely yellow.	7
7	{ Dorsum of the thorax of a uniform color.	5 <i>cognatus</i> Loew.
	{ Dorsum of the thorax copper-colored, with blue-green stripes.	8 <i>alternans</i> Loew.

**6. P. lamellatus** Loew. ♂.—Obscure viridi-geneus, posticâ thoracis parte et scutello violaceis, setâ antennarum pilis longioribus plumatâ, ciliis oculorum inferioribus nigris, pedibus flavis, coxis anticis concoloribus, basim versus nigris, lamellis hypopygii brevibus, nigris.

Dark bronze-green, the hind part of the thorax and the scutellum violet; arista feathered with rather long hairs; cilia of the inferior orbit black; feet and fore coxæ yellow, the latter black at the basis; the short lamellæ of the hypopygium black.

Long. corp. 0.12. Long. al. 0.12.

Syn. *Pelastoneurus lamellatus* Loew, Berl. Entom. Zeitsch. VIII, 95, 90.

Dark green, bronze-colored, the larger portion of the posterior part of the dorsum of the thorax and the scutellum violet. Front dark violet, shining. Antennæ dusky red, most of the third joint black-brown. The feathery pubescence of the arista rather long. Face with a white reflection. Cilia of the inferior orbit black. The impression on the lateral end of the transverse suture of the thorax with a bright white reflection. The lamellæ of the hypopygium short, rather crescent-shaped, black and covered with black hair. Fore coxæ yellow, blackened from the basis up to the middle. Feet yellow; the extreme tip of the hind femora black. Middle tibiæ at the extreme tip, hind tibiæ at the extreme basis and tip, brown or black-brown; fore tarsi, towards the end, strongly infuscated; the four posterior tarsi, with the exception of the basis, brownish-black. Tegulæ whitish, with black cilia. Wings tinged with blackish-gray; the space between the third and fourth longitudinal veins comparatively broad.

*Hab.* New York. (Osten-Sacken.)

**7. P. abbreviatus** Loew. ♂ and ♀.—Obscure viridi-geneus, setâ antennarum breviter plumatâ, ciliis oculorum inferioribus nigris, pedibus ex testaceo flavis, femoribus anterioribus basim versus interdum infuscatis, coxis omnibus nigris, lamellis hypopygii brevibus, nigris.

Dark-green, bronze-colored; arista feathered with short hairs; cilia of the inferior orbit black; feet brownish-yellow; the anterior femora towards the basis sometimes infuscated; all the coxæ blackish; the short lamellæ of the hypopygium black.

Long. corp. 0.13. Long. al. 0.13.

Syn. *Pelastoneurus abbreviatus* Loew, Berl. Entom. Zeitsch. VIII, 94, 89.

Dark green, bronze-colored. Front dark steel-blue. Antennæ rather dull red; third joint mostly black-brown. Arista of the antennæ feathered with very short hairs. The face of the male

with a white reflection, that of the female dark-gray, covered with whitish dust only at the top and on the lateral margin. Cilia of the inferior orbit black. Upper side of the thorax somewhat covered with brown dust, more shining towards the posterior margin; the impression on the lateral end of the transverse suture with a white reflection. Scutellum steel-blue. Lamelle of the hypopygium short, crescent-shaped, black, and covered with black hair. All the coxæ blackish. Feet yellow, or brownish-yellow; the tip of the hind femora black; the fore femora are often infuscated to a considerable extent towards the basis; the middle femora also sometimes show, towards the basis, a distinct infuscation; the extreme tip of the middle tibiae, as also the basis and the tip of the hind tibiae are usually also somewhat infuscated. Fore tarsi, towards the tip, strongly infuscated; middle and hind tarsi, with the exception of the basis, black-brown. Tegulae yellowish with black cilia. Wings tinged with blackish-gray; the space between the third and fourth longitudinal veins rather narrow.

*Hab.* New Rochelle, N. Y., in June. (Osten-Sacken.)

**S. P. alternans** LOEW. ♀.—Obscure viridis, vittis thoracis alternantibus aeneo-cupreis et ex caeruleo viridibus, setâ antennarum brevissime subplumatâ, ciliis oculorum inferioribus albidis, coxis anticis pedibusque flavis.

Dark green; the thorax alternately with dark copper-red and blue-green longitudinal stripes; arista feathered with very short hairs; cilia of the inferior orbit whitish; fore coxæ and feet yellow.

Long. corp. 0.13. Long. al. 0.13.

*Syn.* *Pelastoneurus alternans* LOEW, Berl. Ent. Zeitschr. VIII, 95, 91.

Dark bronze-green; thorax with alternately blue-green and dark copper-colored longitudinal stripes. Front steel-blue. Antennae red, most of the third joint black-brown; the arista feathered with very short hairs. Face narrower than in the females of other species, dark gray. Cilia of the inferior orbit whitish. Scutellum blue-green, almost steel-blue. The impression on the lateral margin of the thorax has a bright white reflection. The whole fore coxæ and the feet yellow; hind femora scarcely somewhat blackened at the extreme tip; the tarsi from the tip of the first joint black. Tegulae white-yellowish, with black cilia. Wings tinged with blackish-gray.

*Hab.* New Rochelle, N. Y. (Osten-Sacken.)

Gen. XX. **PORPHYROPS.**

**5. P. longipes** Loew. ♂.—Viridis, facie albâ, coxæ ex viridi nigris, pedibus anterioribus flavis, ultimis tarsorum articulis nigris, pedibus posticis nigris, femorum basi tibiisque supra (basi tamen exceptâ) testaceis, apice harum tarsisque fuscis, exterioribus hypopygii appendicibus filiformibus, bipartitis.

Green; face white; coxæ black-green; the four anterior feet yellow, the last joints of the tarsi black; the basis of the femora and the upper side of the tibiæ, with the exception of the tip, brownish-yellow, the tip of the tibiæ and the tarsi brown; the exterior appendages of the hypopygium linear, bipartite.

Long. corp. 0.26. Long. al. 0.21.

Syn. *Porphyrops longipes* Loew, Berl. Ent. Zeitschr. VIII, 95, 92.

Dark green, shining; thorax with two narrow approximated dark streaks. Front covered with white dust. Antennæ black; the third joint lanceolate; the arista a little shorter than the antennæ. The narrow face white. The lower part of the occiput clothed with dense yellowish hair. Abdomen above with black, on the sides with yellowish-white hairs. The exterior appendages of the hypopygium dusky yellowish, linear, bipartite, and beset with delicate whitish hairs. Fore feet yellow; the two last joints of the tarsi black; the tip of the preceding joint black-brown; the fore femora upon the latter part of the upper side, blackened; the tip of the first joint of the fore tarsi incrassated, almost dentiform on the under side. Hind femora black with brownish-yellow basis. Hind tibiæ and hind tarsi comparatively stout; the tibiæ black, on the upper side, with the exception of the tip, brownish-yellow or yellow, the tip brown; the tarsi brown, their tips black. All the feet longer than in most of the other species of *Porphyrops*. All the coxæ greenish-black with a pale pubescence; the middle ones, at their tips, with black, approximated bristles, forming a tuft, not unlike a thorn. Tegule yellowish, with whitish cilia. Wings tinged with brownish-gray and with blackish-brown veins; the end of the third longitudinal vein gently curved downwards; the last segment of the fourth longitudinal vein inflected.

*Hab.* White Mountains, New Hampshire. (Osten-Sacken.)

li nigris,  
pedibus  
exceptâ)  
i appen-

low, the  
upper side  
tip of the  
pygium

minated  
black;  
an the  
occiput  
black,  
indages  
beset  
joints  
brown;  
kened;  
denti-  
yellow  
e tibiae  
whish-  
black.  
yrops.  
middle  
ing a  
cilia.  
veins;  
wards;

en.)

## EXPLANATION OF THE PLATES.

### PLATE III.

- 1. Hygroceleuthus** LATIPES *Lw.* ♂.  
a. head ♂, b. head ♀, c. antenna ♂, and d. wing ♂.
- 2. Dolichopus** FUNDITOR *Lw.* ♂.  
a. head ♂, b. head ♀, c. antenna ♂, and d. wing ♀.
- 3. Rhagoneurus** POLYCHROMUS *Lw.* ♂.  
a. head ♂, b. antenna ♂, and c. wing ♀.
- 4. Gymnopternus** LUNIFER *Lw.* ♂.  
a. head ♂, and b. head ♀ of *Gymnopternus crassicauda* *Lw.*—c. antenna ♂ of *G. lunifer*.—d. antenna ♂ of *G. subulatus* *Lw.*—e. wing ♀ of *G. crassicauda*.
- 5. Pelastoneurus** VAGANS *Lw.* ♂.  
a. antenna ♂, b. head ♂, c. head ♀, and d. wing ♂.
- 6. Tachytrechus** VORAX *Lw.* ♂.  
a. head ♂ of *T. vorax*.—b. head ♂ of *T. moechus* *Lw.*—c. antenna ♂ of *T. vorax*.—d. antenna ♂ of *T. moechus*.—e. wing ♀ of *T. vorax*.
- 7. Paraclius** ALBONOTATUS *Lw.* ♂.  
a. head ♀, b. antenna ♀, and c. wing ♀ of *P. arcuatus* *Lw.*
- 8. Orthochile** SOCCATA *Lw.* ♂.  
a. and b. head ♂, c. antenna ♂, and d. wing ♂ of same.
- 9. Hercostomus** UNICOLOR *Lw.* ♂.  
a. antenna ♂, and b. wing of same.

### PLATE IV.

- 10. Sybistroma** NODICORNIS *Meig.* ♂.—  
a. and b. head ♀, c. head ♂, d. antenna ♀, e. antenna ♂, and f. wing ♂ of the same.

- 11. Hypophyllus** DISCIPES *Ahr.* ♂.  
*a.* head ♀, *b.* antenna ♀, *c.* antenna ♂, and *d.* wing ♂ of the same.
- 12. Haltericerus** EUCERUS *Lw.* ♂.  
*a.* head ♂, *b.* antenna ♀, *c.* antenna ♂, and *d.* wing ♂ of the same.
- 13. Diostracus** PRASINUS *Lw.* ♂.  
*a.* antenna ♂, *b.* head ♂, *c.* head ♀, and *d.* wing ♂ of the same.
- 14. Anepsius** FLAVIVENTRIS *Meig.* ♂.  
*a.* head ♂, *b.* antenna ♂, and *c.* wing ♂ of the same.
- 15. Argyra** ALBICANS *Lw.* ♂.  
*a.* head ♂, *b.* head ♀, *c.* antenna ♂, *d.* antenna ♀, and *e.* wing ♂ of the same.<sup>1</sup>
- 16. Syntormon** METATHESIS *Lw.* ♂.  
*a.* head ♂, *b.* head ♀, *c.* antenna ♂ from the outside, *d.* antenna ♀ from the inside, *e.* antenna ♂ inside, and *f.* wing ♂ of the same.<sup>2</sup>
- 17. Synarthrus** PALMARIS *Lw.* ♂.  
*a.* head ♀, and *b.* head ♂ of *S. pallipes* Fabr.—*c.* antenna ♂, and *d.* wing ♂ of *S. palmaris*.
- 18. Systemus** SCHOLTZII *Lw.* ♂.  
*a.* head ♂ of *S. bipartitus* Lw.—*b.* antenna ♂ of *S. Scholtzii*.—*d.* wing ♂ of *S. adpropinquans* Lw.

## PLATE V.

- 19. Rhapsium** LONGICORNE *Meig.* ♂.  
*a.* head ♀, *b.* head ♂, *c.* head ♀, *d.* antenna ♂, and *e.* antenna ♀ of the same.—*f.* antenna ♀ of *R. lugubre*.—*g.* wing ♀ of *R. longicorne*.
- 20. Xiphandrium** QUADRIFILATUM *Lw.* ♂.  
*a.* head ♂, and *b.* head ♀ of *X. caliginosum* Meig.—*c.* antenna ♂ of *X. quadrifilatum*.—*d.* antenna ♂, *e.* antenna ♀, and *f.* wing ♀ of *X. caliginosum*.
- 21. Porphyrops** MELAMPUS *Lw.* ♂.  
*a.* head ♂, *b.* head ♀, *c.* antenna ♂, *d.* antenna ♀, and *e.* wing ♂ of the same.

<sup>1</sup> The antennal arista of the ♂ was made by the engraver a little too long, that of the ♀ a little too short.

<sup>2</sup> Owing to a mistake, which was discovered too late, the posterior transverse vein is wanting in fig. *f* in some of the impressions of this plate.



- 22. Smiliotus MARTIMÆ Hal.** ♂.  
*a.* antenna ♂ of *S. thinophilus* Lw.—*b.* antenna ♂, *c.* head ♂, *d.* head ♀, and *e.* wing ♂ of *S. maritimæ*.
- 23. Aphrosylus RAFTOR Walk.** ♂.  
*a.* antenna ♂, *b.* and *c.* head ♂, *d.* wing ♂ of the same.
- 24. Thinophilus FLAVIPALPIS Zett.** ♂.  
*a.* antenna ♂, *b.* head ♂, *c.* head ♀, *d.* wing ♀ of the same.
- 25. Peodes FORCIPATUS Lw.** ♂.  
*a.* head ♂, *b.* head ♀, *c.* antenna ♂, *d.* wing ♂ of the same.
- 26. Nematoproctus DISTENDENS Meig.** ♂.  
*a.* head ♂, *b.* head ♀, *c.* antenna ♂, *d.* wing ♂ of the same.
- 27. Leucostola CINGULATA Lw.** ♂.  
*a.* head ♂, *b.* antenna ♂, and *c.* wing ♂ of the same.

## PLATE VI.

- 28. Eutarsus AULICUS Meig.** ♂.  
*a.* head ♂, *b.* antenna ♂, and *c.* wing ♂ of the same.
- 29. Diaphorus SPECTABILIS Lw.** ♂.  
*a.* head ♂, *b.* head ♀ of *D. sodalis* Lw.—*c.* head ♂, and *d.* antenna ♂ of *D. spectabilis*.—*e.* wing ♀ of *D. interruptus* Lw.
- 30. Lyroneurus CÆRULESCENS Lw.** ♀.  
*a.* head ♀, *b.* the same from the side, *c.* antenna ♀, *d.* wing ♀ of the same.
- 31. Chrysotus OBLIQUUS Lw.** ♂.  
*a.* head ♀, and *b.* head ♂ of *C. obliquus*.—*c.* head ♂ of *C. vividus* Lw.—*d.* antenna ♂ of *C. vividus*.—*e.* antenna ♂ of *C. obliquus* Lw.—*f.* antenna ♂ of *C. cornutus* Lw.—*g.* wing ♂ of *C. vividus*.
- 32. Teuchophorus MONACANTHUS Lw.** ♂.  
*a.* head ♂, *b.* antenna ♂, and *c.* wing ♂ of the same.
- 33. Campsiconemus CLAUDICANS Lw.** ♂.  
*a.* head ♂ of *C. claudicans*.—*b.* middle foot ♂ and antenna ♂ of *C. hirtipes* Lw.—*d.* antenna ♂ and wing ♀ of *C. claudicans*.
- 34. Sympycnus NODATUS Lw.** ♂.  
*a.* head ♂, *b.* head ♀, *c.* antenna ♀, *d.* antenna ♂ of *S. nodatus*.—*e.* wing ♂ of *S. tertius* Lw.
- 35. Liancalus GENUALIS Lw.** ♂.  
*a.* antenna ♂, *b.* head ♀, *c.* head ♂, and *d.* wing ♀ of the same.
- 36. Plagioneurus UNIVITTATUS Lw.** ♀.  
*a.* head ♀, *b.* antenna ♀, and *c.* wing ♀ of the same.

## PLATE VII.

- 37. Scellus** AVIDUS *Lw.* ♂.  
a. head ♂, b. antenna ♂, and c. wing ♂ of the same.
- 38. Hydrophorus** INNOTATUS *Lw.* ♂.  
a. antenna ♂, b. head ♀, c. wing ♂ of the same.
- 39. Medeterus** DIADEMA *Lin.* ♂.  
a. and b. head ♂, c. antenna ♂, and d. wing ♀ of the same.
- 40. Achalcus** FLAVICOLLIS *Meig.* ♀.  
a. and b. head ♀, c. wing ♀, and d. wing ♀ of the same.
- 41. Xanthochlorus** HELVINUS *Lw.* ♂.  
a. head ♂, b. antenna ♂, c. wing ♂ of *X. ornatus* Hal.
- 42. Chrysotimus** PESIO *Lw.* ♂.  
a. head ♀, b. antenna ♂, c. wing ♂ of *C. molliculus* Fall.
- 43. Saucropus** DIMIDIATUS *Lw.* ♂.  
a. antenna ♀ from the outside, b. antenna ♂ from the inside, c. head ♀, d. head ♂, and e. wing ♂ of the same.
- 44. Psilopus** FILIPES *Lw.* ♂.  
a. head ♂ of *Ps. filipes*.—b. head ♂ of *Ps. scobinator* Lw.—c. head ♂ of *Ps. pallens* Wied.—d. antenna ♂ of *Ps. scintillans* Lw.—e. antenna ♂ of *Ps. pilosus* Lw.—f. antenna ♂ of *Ps. comatus* Lw.—g. antenna ♂ of an undescribed species from Ceylon, related to *Ps. globulifer* Wied.—h. wing ♂ of *Ps. psittacinus* Lw.—i. wing ♂ of *Ps. scobinator*.

REMARKS ON THE GENERIC CHARACTERS,  
EXPLANATORY TO THE PLATES.

ALTHOUGH the present publication on North American *Dolichopodidae* was based upon a considerable number of species, it can be safely assumed that these species do not represent all the Genera occurring in North America. I have, therefore, added the characters of even those genera of the family, representative species of which have not yet been found on that continent, and I hope that this addition will prove useful to those desirous of studying this family in detail. In order to facilitate the recognition of generic characters, five plates, drawn for this purpose, have been added to this volume. But as on these plates every genus is represented only by a single species, this might easily give rise to the mistake that specific marks belonging to that particular species are generic characters. In order to prevent this, I have deemed it advisable to append to the plates the following explanatory remarks on the generic characters, which should always be consulted in determining species.

The figures of the antennæ show that the first joint in No. 1—16 is distinctly provided with bristles on the upper side; in No. 17—44, on the contrary, it is glabrous. This distinguishes the two *principal divisions* of the *Dolichopodidæ*.

Among the species belonging to the **FIRST PRINCIPAL DIVISION** the genera numbered from 1 to 12<sup>1</sup> have a completely disengaged, elongated hypopygium; those numbered 14—16 a small, rounded, more or less imbedded one; in No. 15 the hypopygium is short and sessile, but not imbedded, so that this genus (*Diostracus*) forms a transition from one of these two *subdivisions* to the other, and may be included either in the first or in the second. I have given preference to the first arrangement, but have separated this genus from all the others of this subdivision on account of the very large size of the palpi of the male.

The other genera of the **First Sub-division** stand much nearer to each other in their organization: they may, however, be easily arranged into *two groups* according to the circumstance whether the first joint of the hind tarsi is provided with bristles on its upper side (No. 1—3), or is without such bristles (4—16). To the *first of these groups* belong: *Hygrocelesthus* (1), *Dolichopus* (2), and *Rhagoneurus* (3). The difference between

<sup>1</sup> These numbers refer to the plates.

**Hygroceleuthus** and **Dolichopus** consists in the structure of the head, which is higher and narrower in *Hygroceleuthus*, especially in the males, and in the length of the face, which reaches farther down in *Hygroceleuthus* and gives to the head a different profile. The genus **Rhagoneurus** differs from *Tachytrechus* and *Dolichopus* by the feathered arista of the antennæ and the different structure of the male abdomen, which is a little compressed laterally, as also by the fracture of the last segment of the fourth longitudinal vein peculiar to it, and in which it is not equalled by any of those species of *Dolichopus* which have the last segment of the fourth longitudinal vein also fractured; in the structure of the head *Rhagoneurus* agrees with *Dolichopus*, in that of the hypopygium with *Dolichopus* and *Tachytrechus*.<sup>1</sup>

<sup>1</sup> Mr. Rondani has established the genus *Rhageneura* on those European species of *Dolichopus*, the fourth longitudinal vein of which is broken. This genus cannot be retained in this sense for several reasons. 1. Because these species do not differ at all from the other species of the genus in the other parts of their organization. 2. Because the fracture of the fourth longitudinal vein of these species is very different in kind as well as in degree. 3. Because this fracture in some species is sometimes present, sometimes not. I have already stated above, on p. 19, that *Dol. ziczaco* *Wied.* requires the establishment of a new genus. At that time I knew only this one species of the newly proposed genus, and considered therefore its establishment as premature. Since then I have become acquainted with several species, so that I feel prepared now to introduce this new genus, and take occasion at the same time to furnish a description of the typical species which I have figured. I propose for this new genus the name of *Rhageneura*, introduced by Rondani in a somewhat different sense, modifying it only in the more correct *Rhagoneurus*. The characters of this genus are: First joint of the antennæ with bristles on the upper side; the arista of the antennæ feathered or hairy; first joint of the hind tarsi with a bristle; fourth longitudinal vein twice broken at right angles, with a considerable stump of a vein at each angle of the fracture; abdomen of the male a little compressed laterally; hypopygium entirely disengaged, as in *Dolichopus*. The figured species is the following:—

**Rhagoneurus polychromus** nov. sp. ♂ and ♀.—Viridis, thorace violaceo-et cupreo-variegato, fronte violaceâ, antennis rufis, pedibus flavis, alis cinereis, venis transversis non infuscatis.

♂. Facie ochraceâ, hypopygii margine supero et apice flavis, lamellis parvis, albicantibus, tenuissimo nigro-marginatis.

♀. Facie albidâ.

Green with violet and coppery spots on the thorax; front violet; antennæ red; feet yellow; wings gray; the transverse veins without a dark margin.

♂. Face ochraceous; upper margin and tip of the hypopygium yellow, the small lamellæ whitish, with a very narrow black margin.

The peculiar ornaments, which the figured males of *Hygroceuthus* and *Dolichoopus* possess, as well as the strong swelling of the costa before the tip of the first longitudinal vein in *Hygroceuthus* are not generic, but merely specific characters which, moreover, do not belong to the females.

To the second group belong the genera *Gymnopternus* (4), *Paraelius* (7), *Pelastoneurus* (5), *Tachytrechus* (6), *Orthochile* (8), *Hercostomus* (9), *Sybiostroma* (10), *Hypophyllus* (11), and *Haltericerus* (12). The genus ***Gymnopternus***, if understood in the limited sense adopted above, differs from all the other genera of this group by the parallelism of the third and

♀. Face whitish.

Long. corp. 0.17. Long. al. 0.17.

Shining metallic green. Front bright, violet-blue, antennæ yellowish-red; the pubescence on the upper side of the first joint rather short; the third joint rounded-ovate, however but little rounded at the end; shorter in the female than in the male, in both sexes blackened to a very small extent on the upper margin and at the extreme tip. The arista of the antennæ in both sexes with a considerable feathery pubescence. Face of the male not very narrow, ochre-brownish; the face of the female broad, whitish. Cilia of the inferior orbit yellowish. Upper side of the thorax with copper-colored spots and with violet-blue reflections; the former are more striking in the male than in the female, while the latter are visible either on the hind part of the dorsum of the thorax only, or spread on its middle more towards the front. Scutellum violet-blue with blue-green margins. Abdomen metallic green, often coppery upon most of the upper part, black at the incisures, covered on the sides with a rather strikingly white dust; the hypopygium rather small, its second segment yellow along the margin, which is turned towards the venter, and at the tip; its external lamellæ scarcely of middling size, yellowish-white, with a very narrow black margin, on the edge of the margin a little jagged and beset with crooked black bristles. Coxæ yellow; the foremost are beset, besides the usual black bristles, with short and fine black hairs; the outside of the middle coxæ is almost entirely covered by a large gray-black spot. Feet yellowish, even plain in the male; hind femora with a bristle before the tip; fore tarsi brownish-yellow, about as long as the tibiæ; middle and hind tarsi infuscated from about the tip of the first joint, brownish-black towards the end; the hind tibiæ of the male without glabrous spot on the hind side; the first joint of the hind tarsi in both sexes has only one or two strong bristles on the upper side. Tegulæ with black cilia. Wings tinged with dark gray with brownish-black veins; the last segment of the fourth longitudinal vein is interrupted twice at right angles, and has, at each interruption, a long stump of a vein, as the other species of this genus; transverse veins without any trace of dark margin; in the male the costa has a slight swelling immediately before the end of the first longitudinal vein.

*Hab.* Ceylon.

fourth longitudinal veins of the wings; it stands in rather close relation to the genus *Dolichopus*, which belongs to the first group, differs from it, however, not only by the want of bristles on the first joint of the hind tarsi, but also by the smaller size of its species, the shortness of the first joint of the antennæ, and usually by the more distinct pubescence of the arista; moreover the lamellæ of the hypopygium are usually smaller and not jagged at the end. The genus **Paraclius** is distinguished by a pectinate or subpectinate arista of the antennæ, by the face, narrowed below even in the female, and by the peculiar course of the fourth longitudinal vein, the end of which forms a curve with its concavity turned backwards. Closely related to *Paraclius* is **Pelastoneurus**; the distinction between both genera is easy, if attention is paid to the essentially different course of the fourth longitudinal vein, to the very much more broad face, which is also more convex upon its lower part, and to the not sessile but pedunculated hypopygium of the species of *Pelastoneurus*, which have the feathered arista of the antennæ in common with the species of *Paraclius*. The genus **Tachytrechus** is very easily recognized by the great length of the perpendicular diameter of the very hairy eyes, by the face, which is narrower towards the middle but broader towards the bottom, and reaches entirely as far as the inferior margin of the eyes; the palpi are also comparatively small in the female, and the fourth longitudinal vein has before the middle of its last segment a gentle flexure, from which it converges towards the third longitudinal vein; the figures of the antennæ of the male of *T. moeclius*, which remind of the structure of the antennæ of *Haltericerus*, are an exception to the rule; however a similar structure occurs by way of exception in the genus *Dolichopus*. The genus **Orthochile** is so much distinguished by the structure of the proboscis and of the palpi as also by the distance of the tips of the third and fourth longitudinal veins from the tip of the wing, that it cannot be mistaken for any other genus. The genus **Hercostomus**, to which is to be added a large portion of those species which in my previous works I have comprised in the genus *Gymnopternus*, embraces a variety of organizations and is evidently capable of a subdivision into several genera; in its whole structure it shows the greatest resemblance to *Gymnopternus*, but in all the species the third and fourth longitudinal veins, towards their ends, are rather strongly converging, while in the species of *Gymnopternus* they are either entirely parallel, or show but a very slight trace of convergency; the hypopygium has, in its structure, a great similarity with that of *Dolichopus*, but in some species the internal appendages are elongated, brush-like and hairy, like those of *Hypophyllus* and *Haltericerus*, which, however, is also the case with some few species of *Gymnopternus*. The genus **Sybistroma**, which hitherto remained confined only to a few species, is nearest to the genus *Hercostomus*, differs, however, by the scutellum which is much clothed with hair, by the peculiar structure of the face of the female which is much protruding below, and by the peculiar structure of the arista of the male. The species of **Hypophyllus** are easily distinguished

by the slender structure of the whole body, by the length of their slender feet, by their pedunculated, usually yellow hypopygium, which is provided with narrow, linear external appendages and elongated, more or less pectiflated, internal appendages, likewise by the always very prominent development of the first joint of the arista of the antennæ, which is different, however, in different species; the scutellum is glabrous and the lower part of the female face not protruding. The species of **Haltericerus** are more robust than the species of *Hypophyllus*; the face of the male is very narrow, that of the female very broad; the second joint of the antennæ in both sexes, especially in the males, is rudimentary, and the arista very elongated in the latter and enlarged at its tip into a lamella; the hypopygium, attached to a long peduncle, and its appendages, bear the greatest resemblance to those of the species of *Hypophyllus*.

To the above-named genera of the first group is appended **Diostracus** (13), as an anomalous genus. The very broad face in both sexes, the palpi, much larger in the male than in the female, the very small third joint of the antennæ, the incrassated fore femora, the rounded, but not imbedded hypopygium, with its very small appendages and the long narrow wings, with the posterior transverse vein very close to the margin—all these characters render this genus very easy to recognize.

To the **Second Sub-division**, which is distinguished by the small, more or less imbedded hypopygium, belong the following genera: *Anepsius* (14), *Argyra* (15), and *Syntormon* (16). In *Anepsius* the second joint of the antennæ has the usual transverse form, and the arista is inserted very close to its basis; the third joint of the antennæ shows a distinct pubescence; the first longitudinal vein is short, the fourth parallel with the third; the abdomen of the male is laterally compressed. The relationship between *Anepsius* and the genus *Sympycnus*, which belongs to the second principal division, cannot be mistaken, though the distinct pubescence of the first joint of the antennæ distinguishes it very easily from the other. The genus *Argyra* is distinguished by the transverse form of the second and the rather considerable size of the third joint of the antennæ, its subapical arista, the broad wings—particularly towards the basis, the length of the first longitudinal vein, its distance from the costa and the inflection of the fourth longitudinal vein; to these characters may be added, in most of the species, the delicate, but striking silvery white tomentum, spread over a large part of the body. *Argyra* is closely related to *Leucostola*, the first joint of the antennæ of which, however, is glabrous on the upper side. The genus ***Syntormon*** differs from all the other genera of the whole first principal division by the form of the second joint of the antennæ, which, on its inner side, overlaps the third joint in the shape of a thumb; the face of the male is narrow, that of the female broad and protruding below like a roof; the arista of the antennæ is completely or almost completely apical; the third longitudinal vein is parallel or almost so.

The **SECOND PRINCIPAL DIVISION** of the Dolichopodidæ is divided, according to the shape of the third joint of the antennæ, into *two sub-divisions*; the genera of the *first sub-division* (No. 17-23) have this joint, either in both sexes or at least in the male, pointed and provided with an apical arista; in the genera of the *second sub-division* (No. 24-44), it is short in both sexes, and if it should be somewhat elongated in the male, it is not pointed, and the arista is either dorsal, or, at the utmost, sub-apical.

The genera of the **First Sub-division** are divided into *two groups*. To the *first group* belong those genera, the posterior transverse vein of which is distant from the margin of the wing. They are the following: *Synarthrus* (17), *Systemus* (18), *Rhaphium* (19), *Xiphandrium* (20), *Porphyrops* (21), and *Smillotus* (23). *Synarthrus* shares with *Syntormon* not only the peculiar structure of the second joint of the antennæ, but also the remaining characters, with the single exception of the first joint of the antennæ, which is glabrous. *Systemus* strikingly differs from all the other genera of the group by the pointed abdomen and the very pedunculated hypopygium of the male; to its distinguishing characters may also be reckoned the distinct pubescence of the third joint of the antennæ, and the remarkably sharp dividing line between the lower part of the face and the upper one. *Rhaphium* stands in close relation to the two following genera, is however distinguished from them by the very elongated antennæ, even in females, and by the still more considerable stoutness of the female proboscis; moreover from *Xiphandrium* it is distinguished by a less slender structure of the body, a much stronger pubescence, and a stronger flexure of the fourth longitudinal vein. The species of *Xiphandrium* have, like the species of *Porphyrops*, only in the males an elongated third joint of the antennæ, in the females it is short; their difference consists in a greater slenderness, less pubescence, and less flexure of the fourth longitudinal vein; moreover the largest species of *Xiphandrium* are scarcely equal in the length of their body to the smallest species of *Porphyrops*. The distinguishing characters of the genus *Porphyrops* become manifest from what has just been stated about the two preceding genera. The genus *Smillotus* has the antennæ of equal size and form in both sexes; they have on the under side, from the tip almost to the base, a distinct excision; the face of the male is broad, and its palpi are as large as those of the female; finally, the abdomen shows externally one segment less than the related genera; the feet are comparatively short and rather vigorous; the small hypopygium is deeply imbedded and its appendages are often difficult to perceive.

To the *second group*, which is characterized by a close proximity of the transverse vein to the posterior margin of the wing, belongs the only genus *Aphrosylus* (23); the third joint of its antennæ is but little elongated, but pointed; the pendant palpi are larger in the male than in the female; the proboscis is bent towards the chest, the face is narrower above, and



the eyes are excised near the antennæ; the feet have rough bristles, and the first joint of all the tarsi is much longer than the second.

Among all genera of the **Second Sub-division** *Psilopus* is distinguished by the slender structure of its body, and especially of its feet, its very broad and more or less excavated front, the smallness of its antennæ, and finally by its fourth longitudinal vein, which is provided with a posterior branch. I have assigned to it a position altogether at the end of the second sub-division, and will revert to it there. The other genera of this sub-division may be distributed into *two groups* according to the structure of the thorax. To the first group belong those genera, the upper side of the thorax of which is convex, as far as the scutellum (No. 24-33); to the second those, where the upper side of the thorax, before the scutellum, bears an inclined, more or less concave, area (No. 40-43).

The genera belonging to the first group, and possessing a sixth longitudinal vein, form the *first sub-group*; those where this vein is wanting, form the *second sub-group*.

The *first sub-group* contains either such genera as have the transverse vein not close to the posterior margin of the wing, or such where an approximation of that kind takes place in a striking manner. The genera, where there is no striking approximation of the posterior transverse vein to the margin of the wing, are: *Thinophilus* (24), *Peodes* (25), *Nematoproctus* (26), *Leucostola* (27), *Eutarsus* (28), *Diaphorus* (29), *Lyroneneurus* (30), *Chrysotus* (31), *Teuchophorus* (32), *Sympycnus* (34), *Campsiceneurus* (33), and *Plagioneurus* (36). **Thinophilus** has the small and but little imbedded hypopygium in common with *Peodes* (in all the other genera that belong here, it is much more imbedded); it differs from *Peodes* by the structure of the face, which, in both sexes, is broader below, and has an angular margin; by the large palpi of both sexes, and the very small size of the interior appendages of the hypopygium; the first two joints of the antennæ are small, the third somewhat in the shape of a lens, and the arista dorsal; the last segment of the fourth longitudinal vein, towards its end, is parallel, or almost so, to the third longitudinal vein; the feet of the male are usually variously adorned. The structure of the body of **Peodes** resembles in general that of *Thinophilus*; the structure of the antennæ and of the wings is also nearly the same, only the parallelism of the third and fourth longitudinal veins is still more complete than in most of the species of *Thinophilus*; both of the interior appendages of the hypopygium form a large horny forceps; the tarsi of the male of the only species hitherto known are plain. The species of **Nematoproctus**, in the whole structure of the body, are nearest the species of *Porphyrops*; they can be, however, easily distinguished from them by the rounded, and in both sexes small, third joint of the antennæ, and by the arista, which is inserted in the neighborhood of the basis. They are less closely related to the genus *Leucostola*, because the elongation of the first longitudinal vein, the broad shape of the wings, and the subapical position of the arista are wanting in them; the same characters and the glabrousness of the

first joint of their antennæ distinguish them from the species of *Argyra*. The genus *Leucostola* stands to *Argyra* in the same relation as *Synarthrus* does to *Syntormon*, that is to say, it differs from it only by the first joint of the antennæ being without hairs; the considerable size of the third joint of the antennæ, the subapical position of the arista, the great breadth of the antennæ towards the basis, the considerable length of the first longitudinal vein and its great distance from the costa, are characters shared by *Argyra*; most of the species of *Leucostola* have also, like the species of *Argyra*, a delicate, almost silvery white tomentum, which covers a considerable portion of the body. *Eutarsus* is very near to *Diaphorus*; the difference is, that the former has the third joint of the antennæ somewhat larger and that the transverse vein is a little more removed from the posterior margin of the wing; moreover the face of the males of *Eutarsus* is narrower, the bristles of the imbedded hypopygium are less striking, the first joint of the hind tarsi is shorter, and the pulvilli of the fore tarsi are, although also enlarged, not so elongated as in *Diaphorus*. The genus *Diaphorus* is represented in North America by particularly varied forms; its distinction from *Eutarsus* has been explained above; from *Lyroneurus* it differs by the altogether different neuration of the wings, from *Chrysotus* by the greater slenderness of the whole body, and especially of the feet, and the comparatively longer and generally also proportionally narrower wings; moreover the structure of the head is different, as, while the eyes of the males of *Diaphorus* are either contiguous above the antennæ or at least are separated by an equally broad front, those of the males of *Chrysotus* are sometimes contiguous below, but never above the antennæ, and the front is always considerably widened above; this difference in the structure of the front exists also in the females of both genera; finally, the males of *Diaphorus* distinguish themselves by the remarkable prolongation of the fore tarsi or of the fore and hind tarsi, and by the particularly striking manner in which the small imbedded hypopygium is provided with bristles, which characters are not found in the species of *Chrysotus*; the neuration varies in the different species of *Diaphorus* in consequence of several modifications in the position of the posterior transverse vein; in no species, however, is this vein approximated to the posterior margin of the wing; the end of the last segment of the fourth longitudinal vein is sometimes cut off from the preceding part of it and pushed nearer to the anterior margin of the wing, so that both parts are either completely separated from each other or at least connected by an indistinct rudiment of a vein, as the illustration of the wing of *Diaph. interruptus* shows it. The genus *Lyroneurus* has a superficial resemblance to *Diaphorus* in the structure of the body, differs, however, strikingly by the large wings, with a more or less apparent greasy lustre, by the costa, which is usually thickened in both sexes, or at least in the male, to a very great extent; by the end of the third longitudinal vein being strongly turned backwards, and by the wide space between the fourth and the third longitudinal veins; the hypopygium is usually less provided with bristles than in the species

of Diaphorus; the males of *Lyroneurus*, known to me, show no elongation of the pulvilli of the fore tarsi. The genus **Chrysotus** contains only small, mostly bright-green species, which cannot be mistaken for any other of the following genera, and which are sufficiently distinguished from *Diaphorus* by the already mentioned characters; the statements made above in regard to the shape of the front, the absence of bristles upon the hypopygium, and the absence of the elongation of the pulvilli on the fore tarsi of the male, will help to recognize whether a given species, unless its female alone is known, is to be reckoned to *Chrysotus* or to *Diaphorus*; as to the female, the structure of the front, the form of the wings, and the greater or smaller slenderness of the feet, have to guide us in its location. Striking is the very different form of the third joint of the antennæ of the different species of *Chrysotus* in North America. The species of **Teuchophorus** resemble more or less the smallest species of *Chrysotus*, are however very easily distinguished in the male sex by the somewhat laterally compressed abdomen, by the feet which are beset with single, scattered, strong bristles, and by the crooked and variously adorned hind tibiæ; moreover, in all the known males of *Teuchophorus* there is a large black swelling on the costa before the tip of the first longitudinal vein, which is altogether an exception in the genus *Chrysotus*. More attention is necessary in order to recognize the females of *Teuchophorus*; the best guide in this case is the steep position of the posterior transverse vein, the anterior end of which is nearer to the basis of the wing than the posterior end, and the comparatively small antennæ, the arista of which is somewhat less approximated to the apex than in most of the species of *Chrysotus*. The genus **Sympycnus** contains only small, mostly but little shining species, which are characterized by the smallness and the distinct pubescence of the third joint of the antennæ, the insertion of the arista in the vicinity of its basis, the laterally compressed abdomen of the males, the not elongated metathorax, and the wings being more or less narrowed towards the basis; they have the greatest analogy to the species of *Anepsius*, the first joint of the antennæ of which, however, is clothed with hair; from *Campsicnemus* they are distinguished by the not elongated metathorax, by the abdomen, which is longer and not flattened from above, and by the face, which is narrowed towards the bottom; the end of the fourth longitudinal vein converges somewhat, in the European species, towards the third longitudinal vein; in the North American species it is parallel with it or almost so. (The want of the small transverse vein, and of the sixth longitudinal vein, which occurs in a number of the impressions of Tab. VI, are merely mistakes of the engraver, which were discovered too late for correction.) **Campsicnemus** is distinguished by its face attenuated upwards, the distinctly elongated metathorax, and the short and, in both sexes, much flattened abdomen; the third joint of the antennæ is small, or rather small, and in most of the species somewhat pointed; the dorsal arista is inserted in rather close proximity to the basis; the fourth longitudinal vein is always parallel to the third, and runs before its middle over

a distinct convexity of the wing. The males are usually distinguished by striking ornaments on their feet, especially on the middle feet. The species of **Plagloneurus** are altogether distinct on account of the very diagonal position of the posterior transverse vein; otherwise their neuuration is very near to that of **Pelastoneurus**, while the glabrousness of the first joint of the antennæ renders it utterly impossible to mistake them for any species of the latter genus.


To the *second sub-group*, embracing those genera the transverse vein of which is strikingly approximated to the posterior margin of the wing, belong the following genera: **Liancalus** (35), **Scellus** (37), and **Hydrophorus** (38). **Liancalus** is easily distinguished from **Scellus** and **Hydrophorus** by all the femora being slender and unarmed. In the species of **Scellus** the fore-femora are beset on the under side with rather strong bristles, catching into a row of similar bristles of the fore tibiæ, and the third and fourth longitudinal veins are rather strongly convergent toward their ends, while the species of **Hydrophorus** have only on the under side of the fore-femora, towards the basis, a few elongated thorn-like bristles; the under side, however, not only of the fore-femora, but also of the fore tibiæ, is beset only with short bristles, and the third and fourth longitudinal veins are parallel towards their ends, or almost so.

To the next following genus, **Achalcus**, I have assigned this position on account of the general structure of its body, which led me to suppose the existence of a relationship between it and the following genera; I also presume, therefore, that the structure of the dorsum of the thorax, which I have not been able to ascertain positively in any of the few specimens belonging to me, will, when found out, justify the location I have assigned to the genus. In general the species of **Achalcus** may be easily distinguished, as the total absence of the sixth longitudinal vein is a character peculiar to them; the species hitherto made known are of a non-metallic color, and of a very small size.

The genera belonging to the *second group*, the thorax of which has on its posterior part a more or less concave, sloping surface, are the following: **Medeterus** (39), **Chrysotimus** (41), **Xanthochlorus** (42), and **Saucropus** (43). **Medeterus** differs essentially from the other three genera by the apical position of the arista, the very large size of the proboscis, and the totally disengaged hypopygium. The genera **Chrysotimus** and **Xanthochlorus** contain only small species, and are easily distinguished by their coloring, which is either entirely yellow, or in part yellow, in part metallic-green; **Chrysotimus** is easily distinguished from **Xanthochlorus**, by the subapical position of the arista and by the much smaller and imbedded hypopygium; with **Xanthochlorus** the position of the arista of the antennæ is dorsal, and the swollen and rather disengaged hypopygium is directed backward so as to assume the appearance of a prolongation of the abdomen of the male. The species of **Saucropus** are of a more considerable size than the species of **Chrysotimus** and **Xanthochlorus**, and their feet are comparatively longer; the second joint of the antennæ somewhat differs

from the usual transverse form, as, on the inside, it reaches a little over the third joint; the arista is dorsal; the sixth longitudinal vein runs as far as the margin of the wing; the course of the last segment of the fourth longitudinal vein varies in the different species, nevertheless it always shows a distinct convergency towards the third longitudinal vein; the first joint of the hind tarsi is always considerably shorter than the second. The color of all the species is either entirely yellow, or reddish-yellow, or partly so.

The genus **Psilopus** (44), closing the series, has the last segment of the fourth longitudinal vein provided with a posterior branch; this character is not wanting in any of the American, European, or African species that are known to me; in some South Asiatic species, however, it is represented only by a fold of the wing, which sometimes is very indistinct. Besides, the species of *Psilopus* are very easily recognized by the slenderness of the whole body and especially of the feet, by the very broad, more or less excavated front, by the small antennæ, provided with a long, thin, dorsal or subapical, rarely almost entirely apical arista, and by the entirely disengaged hypopygium. In the living state they keep the wings divaricated, which gives them an entirely different aspect from all other genera. The males have their feet variously adorned, and in some species they are distinguished by a structure of the wings peculiar to them.



## I N D E X.

---

- Achaleus, 217  
 Agonosoma, 230  
 Anepsius, 123  
 Aphrosylus, 148  
 Argyra, 123  
 Argyra albicans *Lw.*, 125  
     albiventris *Lw.*, 128  
     calceata *Lw.*, 131  
     calcitrans *Lw.*, 130  
     cylindrica *Lw.*, 132  
     diaphana *Fbr.*, 126  
     minuta *Lw.*, 129  
     nigripes *Lw.*, 127
- Campsienemus, 193  
 Campsienemus claudicans *Lw.*, 194  
     hirtipes *Lw.*, 193  
 Chrysotimus, 220  
 Chrysotimus delicatus *Lw.*, 222  
     pusio *Lw.*, 221  
 Chrysotus, 171  
 Chrysotus abdominalis *Say*, 172, 291  
     affinis *Lw.*, 178  
     auratus *Lw.*, 183  
     concinnarius *Say*, 172, 291  
     cornutus *Lw.*, 174  
     costalis *Lw.*, 179  
     discolor *Lw.*, 182  
     inacerus *Wlk.*, 172, 308  
     longimanus *Lw.*, 175  
     nubilus *Say*, 172, 291  
     obliquus *Lw.*, 176  
     pallipes *Lw.*, 183  
     picticornis *Lw.*, 184  
     subcostatus *Lw.*, 181  
     validus *Lw.*, 175  
     viridifemora *Macq.*, 172,  
         298  
     viduus *Lw.*, 178
- Condylostylus, 230
- Dasypsilopsus, 230  
 Diaphorus, 156  
 Diaphorus interruptus *Lw.*, 168  
     lamellatus *Lw.*, 165  
     leucostomus *Lw.*, 166  
     mundus *Lw.*, 161  
     opacus *Lw.*, 160  
     sodalis *Lw.*, 163  
     spectabilis *Lw.*, 162
- Diostracus, 120  
 Diostracus prasinus *Lw.*, 121  
 Dolichopus, 18, 323  
 Dolichopus abdominalis *Say*, 20, 292  
     acuminatus *Lw.*, 34  
     adjaceus *Wlk.*, 22, 312  
     adjustus *Wied.*, 16  
     affinis *Wlk.*, 21, 310  
     albiciliatus *Lw.*, 31  
     batillifer *Lw.*, 45  
     bifRACTUS *Lw.*, 53  
     bifrons *Wlk.*, 20, 301  
     brevimanus *Lw.*, 39  
     brevipennis *Meig.*, 37  
     chrysostomus *Lw.*, 67  
     ciliatus *Wlk.*, 31, 312  
     coercens *Wlk.*, 22, 312  
     comatus *Lw.*, 69  
     confinis *Wlk.*, 23, 315  
     confusus *Ztt.*, 71  
     consors *Wlk.*, 21, 302  
     conterminus *Wlk.*, 23, 315  
     contingens *Wlk.*, 21, 302  
     contiguus *Wlk.*, 23, 314  
     cupreus *Say*, 56  
     cuprinus *Wied.*, 55, 311  
     discessus *Wlk.*, 23, 314  
     discifer *Stann.*, 71  
     distractus *Wlk.*, 23, 313  
     dorycerus *Lw.*, 326  
     eudactylus *Lw.*, 46

- Dolichopus exclusus* *Wlk.*, 23, 314  
*femoratus* *Say*, 290  
*fruitus* *Wlk.*, 22, 313  
*fulvipes* *Lw.*, 61  
*funditor* *Lw.*, 66  
*gratus* *Lw.*, 29  
*granlandicus* *Zett.*, 20  
*hastatus* *Lw.*, 59  
*hebes* *Wlk.*, 21, 302  
*heteroneurus* *Macq.*, 20, 299  
*incisuralis* *Lw.*, 74  
*ineptus* *Wlk.*, 21, 303  
*irrasus* *Wlk.*, 24, 318  
*lamellipes* *Wlk.*, 21, 311  
*Laticornis* *Lw.*, 29  
*lobatus* *Lw.*, 72  
*longimanus* *Lw.*, 33  
*longipennis* *Lw.*, 57  
*luteipennis* *Lw.*, 51  
*maculipes* *Wlk.*, 21, 303  
*melanocerus* *Lw.*, 330  
*nudus* *Lw.*, 41  
*obscurus* *Say*, 20, 290, 296  
*ovatus* *Lw.*, 35  
*pachyememus*, *Lw.*, 35  
*palæstrius* *Lw.*, 328  
*patellatus* *Meig.*, 71  
*pemitarsis* *Fall.*, 60  
*plumipes* *Scop.*, 60  
*plumitarsis* *Fall.*, 37  
*præustus* *Lw.*, 68  
*puleher* *Wlk.*, 21, 304  
*quadrilamellatus*, *Lw.*, 331  
*ramifer* *Lw.*, 52  
*renotus* *Wlk.*, 24, 317  
*ruficornis* *Lw.*, 63  
*scapularis* *Lw.*, 64  
*scoparius* *Lw.*, 70  
*separatus* *Wlk.*, 24, 316  
*sequax* *Wlk.*, 24, 317  
*setifer* *Lw.*, 30  
*setosus* *Lw.*, 73  
*sexarticulatus* *Lw.*, 62  
*soccatus* *Wlk.*, 24, 317  
*socius* *Lw.*, 40  
*splendidus* *Lw.*, 44  
*splendidulus* *Lw.*, 327  
*subellatus* *Lw.*, 42  
*tanypus* *Lw.*, 71  
*tener* *Lw.*, 49  
*terminatus* *Wlk.*, 24, 316  
*tetribus* *Lw.*, 33  
*tensus* *Lw.*, 47  
*unifasciatus* *Say*, 289  
*variabilis* *Lw.*, 59
- Dolichopus varius* *Wlk.*, 21, 304  
*vittatus* *Lw.*, 55  
*xanthocnemus* *Lw.*, 31  
*ziezac* *Wied.*, 16
- Eurostomerns*, 230  
*Eutarsus*, 153  
*Eutarsus eques* *Lw.*, 154
- Gymnopternus*, 75, 332  
*Gymnopternus albiceps* *Lw.*, 85  
*barbatulus*, *Lw.*, 82  
*chaleochrus* *Lw.*, 335  
*coxalis* *Lw.*, 335  
*crassicauda* *Lw.*, 95  
*debilis* *Lw.*, 95  
*despicatus* *Lw.*, 90  
*difficilis*, *Lw.*, 91  
*exiguus* *Lw.*, 337  
*exilis* *Lw.*, 84  
*fimbriatus* *Lw.*, 89  
*flavus* *Lw.*, 80  
*frequens*, 88  
*humilis* *Lw.*, 336  
*kevigatus* *Lw.*, 87  
*leucospilus* *Lw.*, 99  
*lunifer* *Lw.*, 89  
*meniscus* *Lw.*, 336  
*minutus* *Lw.*, 96  
*nigribarbus* *Lw.*, 91  
*opacus* *Lw.*, 93  
*parvicornis* *Lw.*, 92  
*pollus* *Lw.*, 94, 334  
*pusillus* *Lw.*, 334  
*scotias* *Lw.*, 81  
*spectabilis* *Lw.*, 85  
*subdilatus* *Lw.*, 86  
*subulatus* *Lw.*, 80  
*tristis* *Lw.*, 83  
*ventralis* *Lw.*, 97
- Haltericerus*, 119  
*Hercostomus*, 116  
*Hercostomus unicolor* *Lw.*, 117  
*Heteropsilopus*, 230  
*Hydrophorus*, 211  
*Hydrophorus alboblorens* *Wlk.*, 216  
*chrysolagus* *Wlk.*, 215  
*glaber* *Wlk.*, 215  
*innotatus* *Lw.*, 212  
*notatus* *Zett.*, 305  
*parvus* *Lw.*, 216  
*pirata* *Lw.*, 214  
*spinimanus* *Zett.*, 305  
*viridiflos* *Wlk.*, 215
- Hygroceleuthus*, 17  
*Hygroceleuthus latipes* *Lw.*, 17  
*Hypophyllus*, 118



- 304  
*w.*, 31  
 85  
*w.*, 82  
*w.*, 335  
 335  
*w.*, 95  
 5  
 1, 90  
 91  
 337  
 , 89  
 88  
 336  
 , 87  
 , 99  
 336  
 96  
*e.*, 91  
 3  
 , 92  
 , 334  
 34  
 , 85  
*e.*, 86  
 80  
 97  
 216  
 215  
 2  
 305  
 5
- Leucostola, 151  
 Leucostola cingulata *Lw.*, 152  
 Liancaulus, 195  
 Liancaulus gemmifer *Lw.*, 199  
 Lyronneur, 169  
 Lyronneur cerulescens *Lw.*, 170  
 Machærinus, 148  
 Margaritostylus, 230  
 Medeterus, 218  
 Medeterus albotlorens *Wlk.*, 216, 310  
   chrysologus *Wlk.*, 215, 309  
   exustus *Wlk.*, 203, 300  
   glaber *Wlk.*, 215, 309  
   lateralis *Sag.*, 291  
   nigripes *Lw.*, 219  
   punctipennis *Sag.*, 292  
   veles *Lw.*, 219  
   viridiflos *Wlk.*, 215, 301  
 Megistostylus, 230  
 Mesoblepharus, 230  
 Musca, 289  
 Musca longicornis *Fbr.*, 289  
 Nematoproctus, 150  
 Oaristylus, 230  
 Oedipsilopus, 230  
 Orthochile, 114  
 Orthochile derempta *Wlk.*, 115, 318  
 Paraclius, 97  
 Paraclius albonotatus *Lw.*, 102  
   arcuatus *Lw.*, 101  
 Pelastoneurus, 103, 337  
 Pelastoneurus abbreviatus *Lw.*, 338  
   alternans *Lw.*, 339  
   cognatus *Lw.*, 109  
   letus *Lw.*, 106  
   lamellatus *Lw.*, 338  
   longicauda *Lw.*, 104  
   lugubris *Lw.*, 105  
   vagans *Lw.*, 107  
 Peodes, 149  
 Plagioneurus, 196  
 Plagioneurus univittatus *Lw.*, 196  
 Porphyrops, 142, 340  
 Porphyrops tumipennis *Lw.*, 145  
   longipes *Lw.*, 340  
   melampus *Lw.*, 144  
   nigricoxa *Lw.*, 145  
   pilicornis *Wlk.*, 308  
   rotundiceps *Lw.*, 146  
 Psilopus, 229  
 Psilopus albicoxa *Wlk.*, 243, 307  
   albonotatus *Lw.*, 275  
   amatus *Wlk.*, 242, 306  
   bicolor *Lw.*, 280  
 Psilopus calcaratus *Lw.*, 272  
   caudatus *Lw.*, 271  
   caudatus *Wied.*, 239, 294  
   Chrysoprasi(us) *Wlk.*, 242,  
     265, 305  
   ciliatus *Lw.*, 260  
   comatus *Lw.*, 262  
   delicatus *Wlk.*, 241, 304  
   diffusus *Wied.*, 234, 235  
   dimidiatus *Lw.*, 246  
   femoratus *Sag.*, 233, 290, 295  
   flipes *Lw.*, 286  
   gemmifer *Wlk.*, 241, 305  
   guttula, *Wied.*, 237  
   hæreticus *Wlk.*, 243, 320  
   incisuralis *Macq.*, 241  
   inermis *Lw.*, 272  
   inficatus *Wlk.*, 242, 307  
   juvenculus *Lw.*, 278  
   lepidus *Wlk.*, 243, 300  
   longicornis, *Fbr.*, 231, 294  
   macula *Wied.*, 234, 292  
   melampus *Lw.*, 253  
   mundus *Wied.*, 240, 296  
   nigrofemoratus *Wlk.*, 242,  
     307  
   pallens *Wied.*, 234, 275  
   patibulatus *Sag.*, 233, 251  
   peractus *Wlk.*, 243, 319  
   permodicus *Wlk.*, 243, 320  
   pilosus *Lw.*, 256  
   portoricusis *Macq.*, 241  
   psittacus *Lw.*, 281  
   radians *Macq.*, 240, 297, 298  
   Sayi *Wied.*, 232, 293  
   scaber *Lw.*, 250  
   scintillans *Lw.*, 273  
   scobinator *Lw.*, 268  
   siphon *Sag.*, 232, 247  
   siphon *Macq.*, 241, 297  
   solidus *Wlk.*, 243, 319  
   suavium *Wlk.*, 242, 305  
   tener *Lw.*, 284  
   ungulivena *Wlk.*, 243, 319  
   unifasciatus *Sag.*, 232, 289  
   variegatus *Lw.*, 278  
   virgo *Wied.*, 240, 295  
 Rhagoneura, 19, 346  
 Rhagoneurus polychromus *Lw.*, 346  
 Rhabdium, 140  
 Rhabdium lugubre, 141  
 Saucropus, 224  
 Saucropus dimidiatus *Lw.*, 225  
   rubellus *Lw.*, 226  
   superbiens *Lw.*, 227  
   tenuis *Lw.*, 223


- Scellus, 200  
 Scellus avidus *Lw.*, 207  
     exustus *Wlk.*, 202  
     filiferus *Lw.*, 209  
     spiniimanus *Ztt.*, 204  
 Scelapus, 230  
 Smiliotus, 147  
 Sybistroma, 115  
 Sympycnus, 185  
 Sympycnus frontalis *Lw.*, 188  
     lineatus *Lw.*, 189  
     nodotus *Lw.*, 191  
     tertianus *Lw.*, 187  
 Synarthrus, 134  
 Synarthrus barbatus *Lw.*, 138  
     cinereiventris *Lw.*, 137  
 Synarthrus palmaris *Lw.*, 135  
 Syntormon, 133  
 Systemus, 139  
 Tachytrechus, 109  
 Tachytrechus angustipennis *Lw.*, 113  
     moechus *Lw.*, 110  
     vorax *Lw.*, 112  
 Teuchophorus, 185  
 Thinophilus, 148  
 Xanthochlorus, 223  
 Xanthochlorus helvinus *Lw.*, 224  
 Xiphandrium, 141

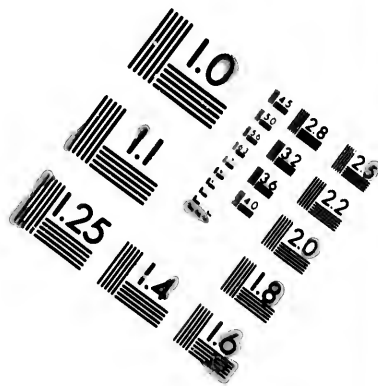
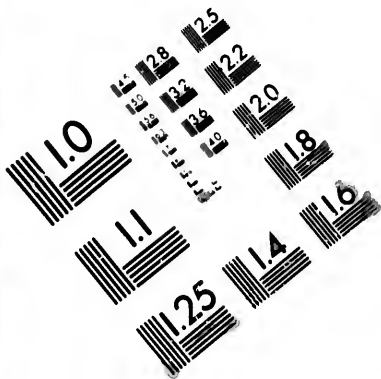
11. 11.



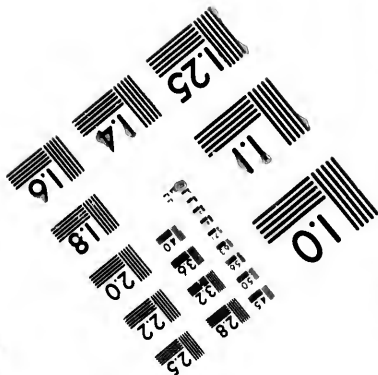
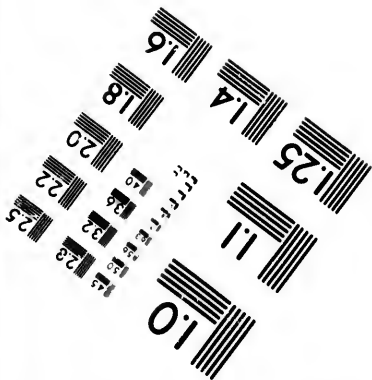

11. 11. 11.

11. 11. 11.





**IMAGE EVALUATION  
TEST TARGET (MT-3)**




**Photographic  
Sciences  
Corporation**

23 WEST MAIN STREET  
WEBSTER, N.Y. 14580  
(716) 872-4503

13 28  
18 32 23  
16 22  
20  
8

10





Small, faint text or markings at the bottom left corner of the page.

Small, faint text or markings at the bottom right corner of the page.



