

**CIHM
Microfiche
Series
(Monographs)**

**ICMH
Collection de
microfiches
(monographies)**



Canadian Institute for Historical Microreproductions / Institut canadien de microreproductions historiques

© 1998

The copy filmed here has been reproduced thanks to the generosity of:

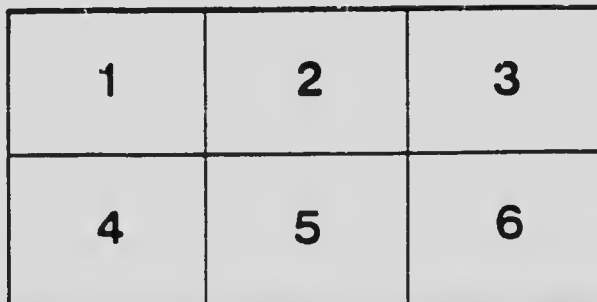
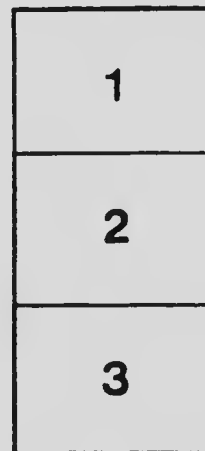
National Library of Canada

The images appearing here are the best quality possible considering the condition and legibility of the original copy and in keeping with the filming contract specifications.

Original copies in printed paper covers are filmed beginning with the front cover and ending on the last page with a printed or illustrated impression, or the back cover when appropriate. All other original copies are filmed beginning on the first page with a printed or illustrated impression, and ending on the last page with a printed or illustrated impression.

The last recorded frame on each microfiche shall contain the symbol \rightarrow (meaning "CONTINUED"), or the symbol ∇ (meaning "END"), whichever applies.

Maps, plates, charts, etc., may be filmed at different reduction ratios. Those too large to be entirely included in one exposure are filmed beginning in the upper left hand corner, left to right and top to bottom, as many frames as required. The following diagrams illustrate the method:



L'exemplaire filmé fut reproduit grâce à la générosité de:

Bibliothèque nationale du Canada

Les images suivantes ont été reproduites avec le plus grand soin, compte tenu de la condition et de la netteté de l'exemplaire filmé, et en conformité avec les conditions du contrat de filmage.

Les exemplaires originaux dont la couverture en papier est imprimée sont filmés en commençant par le premier plat et en terminant soit par la dernière page qui comporte une empreinte d'impression ou d'illustration, soit par le second plat, selon le cas. Tous les autres exemplaires originaux sont filmés en commençant par la première page qui comporte une empreinte d'impression ou d'illustration et en terminant par la dernière page qui comporte une telle empreinte.

Un des symboles suivants apparaîtra sur la dernière image de chaque microfiche, selon le cas: le symbole \rightarrow signifie "A SUIVRE", le symbole ∇ signifie "FIN".


Les cartes, planches, tableaux, etc., peuvent être filmés à des taux de réduction différents. Lorsque le document est trop grand pour être reproduit en un seul cliché, il est filmé à partir de l'angle supérieur gauche, de gauche à droite, et de haut en bas, en prenant le nombre d'images nécessaire. Les diagrammes suivants illustrent la méthode.

LABORATORY
OF THE
INLAND REVENUE DEPARTMENT

OTTAWA, CANADA

BULLETIN 270

TABLE SALT



LABORATORY
OF THE
INLAND REVENUE DEPARTMENT
OTTAWA, CANADA

BULLETIN No. 270

TABLE SALT

OTTAWA, November 10, 1913.

WM. HIBSWORTH, Esq.,
Deputy Minister,
Inland Revenue.

Sir,—I beg to hand you a report upon 139 samples of table salt, collected by our inspectors during January and February of this year.

None of the samples can be regarded as in any way objectionable, still less as harmful, for the purposes of table salt.

At the same time, they vary in quality through a considerable range, as regards their freedom from other substances than chloride of sodium, which may be regarded as the essential and characteristic constituent of salt.

I think it not unreasonable to require that a purified salt, for table use, should be practically free from other chlorides than sodium chloride; and should contain sulphates in amount less than corresponding to 0.75 per cent of sulphuric acid (SO_3).

The only sulphate usually present in salt is calcium sulphate; and 0.75 per cent SO_3 corresponds to about 1.28 per cent of calcium sulphate.

On this basis, 24 samples contain somewhat higher sulphates than should be found in refined salt.

Thirty samples show excessive amounts (above 0.1 per cent) of insoluble matter. In all cases this is of harmless character; and appears to be purposely added in order to reduce the hygroscopicity of the salt, and thus to prevent caking. As I pointed out in Bulletin No. 220, the fact of such addition should be noted on the label.

Owing to press of other work, it has not yet been found possible to fix standards for this article. This will be done as soon as practicable.

I beg to recommend publication of this report as Bulletin No. 270.

I have the honour to be, sir,
your obedient servant.

A. MCGILL,
Chief Analyst.

Date of Collection.	Nature of Sample.	No. of Sample.	Name and Address of Vendor.	Cost.		Name and Address of Manufacturer or Furnisher as given by the Vendor.	
				Quantity.	Cents.	Manufacturer.	Furnisher.

DISTRICT OF NOVA SCOTIA-

1913.								
Jan.	14	Table salt.	46661 A. L. Doyle & Co., Halifax, N.S.	3	lbs.	5	Canadian Salt Co., Windsor, Ont.	John Tobin & Co., Halifax, N.S.
"	16	"	46662 T. J. Brown, Halifax, N.S.	3	"	5	"	Morrison & Williams, Halifax, N.S.
"	17	"	46663 Wentzells Ltd., Halifax, N.S.	2	"	10	Diamond Crystal Salt Co., St. Clair, Mich.	Manufacturers
"	17	"	46664 Wm. Moore, Halifax, N.S.	3	"	5	"	"
"	22	"	46665 De Wolf & Lamont, Kentville, N.S.	3	"	5	Canadian Salt Co., Windsor, Ont.	R. B. Sexton & Co., Halifax, N.S.
"	22	"	46666 Yemas Store, Halifax, N.S.	3	"	5	"	W. Cole, St. John, N.B.
"	23	"	46667 A. F. Ross & Co., Truro, N.S.	2	"	10	Diamond Crystal Salt Co., St. Clair, Mich.	McColloch, Creech man & Morrison, Truro, N.S.
"	23	"	46668 H. W. Ryan & Co., Truro, N.S.	2	"	5	"	"
"	23	"	46669 The Truro Market, Truro, N.S.	2	"	5	"	"
"	25	"	46670 B. O. Bishop, Dartmouth, N.S.	2	"	5	Canadian Salt Co., Windsor, Ont.	John Tobin & Co., Halifax, N.S.

DISTRICT OF PRINCE EDWARD ISLAND

Jan.	4	Table salt.	46359 Beer & Goff, Charlotte town, P.E.I.	1	lb.	2	Canadian Salt Co., Windsor, Ont.	
"	7	"	46360 Sanderson & Co., Lottetown, P.E.I.	1	"	2	Windsor Salt Co., Windsor, Ont.	
"	8	"	46361 Coffin & Co., Charlotte town, P.E.I.	1	"	2	Canadian Salt Co., Windsor, Ont.	
"	8	"	46362 W. W. Walker, Lottetown, P.E.I.	1	"	2	"	J. A. Farquharson, Charlottetown, P. E.I.
"	13	"	46363 A. Gates & Co., Lottetown, P.E.I.	1	"	2	Unknown	Carvell Bros., Char lottetown, P.E.I.
"	13	"	46364 Stewart & Son, Lottetown, P.E.I.	1	"	2	Canadian Salt Co., Ltd., Windsor, Ont.	
"	14	"	46365 J. A. Hynes, Kensington, P.E.I.	1	bag.	5	"	
"	15	"	46366 Brace McKay & Co., Ltd., Summerside, P.E.I.	1	tin.	10	"	
"	15	"	46367 Sinclair & Stewart, Summerside, P.E.I.	1	"	10	Dearborn & Son, St. John, N.B.	
"	17	"	46368 L. Hazard, Charlotte town, P.E.I.	1	"	12	"	

TABLE SALT.

Inspector's Report. (Is not an expression of opinion.)	Results of Analysis.					Remarks.	No. of Sample.	Remarks and Opinion of the Chief Analyst.
	Moisture.	Insoluble.	SO ₂ .	Lime (CaO).	Magnesia (as Chloride) MgCl ₂ .			

R. J. WAUGH INSPECTOR.

	p. c.	p. c.	p. c.	p. c.	p. c.			
"Winsor" Salt.	0 21	Trace ..	0 54	0 39	Trace ..		46601	
.....	0 21	" ..	0 57	0 43	" ..		46602	
"Shaker" Salt.	0 14	0 45	0 14	Trace	Contains 1 per cent MgCO ₃ .	46603	Insoluble matter high.
"Peerless" Brand	0 08	Trace ..	Trace ..	0 08	Trace ..		46604	
.....	0 12	" ..	0 63	0 43	" ..		46605	
.....	0 17	" ..	0 50	0 37	" ..		46606	
.....	0 12	0 45	0 09	Trace	Contains 1 per cent MgCO ₃ .	46607	Insoluble matter high.
.....	0 11	Trace ..	0 32	0 24	Trace ..		46608	
.....	0 06	" ..	0 21	0 17	" ..		46609	
.....	0 19	" ..	0 83	0 57	" ..		46670	Sulphates high.

WM. A. WEEK INSPECTOR.

.....	0 19	Trace ..	0 48	0 39	Trace ..		46359	
.....	0 19	" ..	0 59	0 45	" ..		46360	
.....	0 23	" ..	0 56	0 41	" ..		46361	
.....	0 22	" ..	0 53	0 29	" ..		46362	
.....	0 15	" ..	0 42	0 31	" ..		46363	
.....	0 17	" ..	0 ..	0 49	" ..	Sample received in damaged condition.	46364	
.....	0 11	" ..	0 59	0 41	" ..		46365	
.....	0 23	0 92	0 57	0 10	0 66	Residue mostly CaCO ₃ and CaSO ₄ .	46366	Insoluble matter high.
.....	0 22	2 18	0 57	0 32	Trace ..	Residue is starsh...	46367	" "
.....	0 43	0 80	0 58	0 45	" ..	" "	46368	" "

Date of Collection.	Nature of Sample.	No. of Sample.	Name and Address of Vendor.	Cost		Name and Address of Manufacturer or Furnisher as given by the Vendor.	
				Quantity.	Cents.	Manufacturer.	Furnisher.
DISTRICT OF NEW BRUNSWICK—							
1912.							
ec. 20	Table Salt.	50535	H. S. Francis, St. John, N. B.	1 lb.	3		G. E. Barbour & Co., Ltd., St. John, N. B.
" 23	"	50536	P. Nase & Son, St. John, N. B.	1 " "	5		Gandy & Allison, St. John, N. B.
1913.							
an. 7	"	50537	John McKnight, Fredericton, N. B.	1 bag	5	The Canadian Salt Co., Ltd., Windsor, Ont.	
" 9	"	50538	M. S. Moorehouse, Woodstock, N. B.	1 " "	5	"	"
" 14	"	50539	Herman A. Myers, Norton, N. B.	1 " "	5	"	"
" 15	"	50540	Mills, Evelyn Ltd., Sussex, N. B.	1 " "	5	Diamond Crystal Salt Co., St. Clair, Mich., U.S.A.	
" 15	"	50541	Sussex Mercantile Co., Ltd., Sussex, N. B.	1 " "	12	The Can. Salt Co., Ltd., Windsor, Ont.	
" 26	"	50542	D. A. McBeath, Moncton, N. B.	1 " "	10	Diamond Crystal Salt Co., St. Clair, Mich., U.S.A.	
" 16	"	50543	Geo. A. Robertson, Moncton, N. B.	1 lb.	3	The Canadian Salt Co., Ltd., Windsor, Ont.	
" 16	"	50544	Barkers, L. Moncton, N. B.	1 " "	3	"	"
DISTRICT OF QUEBEC							
1912.							
Dec. 23	Table Salt.	37118	E. Gagnon, 138 Rue Dorchester, Quebec.	1 sack.	5	Windsor, Ont.	Unknown.
" 23	"	37119	E. D. Marier, 136 Rue Dorchester, Quebec.	1 " "	5	"	J. B. Reneaud.
" 26	"	37120	Jos. Goshin, 50 Rue Dorchester, Quebec.	1 " "	5	Royal Table Salt	Ed. Frenette, Quebec.
" 26	"	37121	E. Verreault, 204 Rue de la Reine, Quebec.	1 " "	5	Peerless, Bristol	Langlois & Paradis.
" 26	"	37122	A. Cloutier, 132 Rue Laliberté, Quebec.	1 " "	5	"	Drouin & Frère.
" 27	"	37123	W. Hayfield, 60 Rue Ste. Marguerite, Quebec.	1 " "	5	Windsor, Ont.	J. B. Reneaud & Co.
1913.							
Jan. 3	"	37124	Hamel & Béard, 728 Rue St. Valier, Quebec.	1 " "	5	"	Turcot & Frère.
" 3	"	37125	L. Desgagné, 914 Rue St. Valier, Quebec.	1 " "	5	Family Dairy	Gagnon & Garent.
" 3	"	37126	Cantin et Frère, 271 Rue St. Joseph, Quebec.	1 " "	5	Windsor, Ont.	Turcot & Co.
" 7	"	37127	A. Grand & Pouliot, 70 Rue de la Couronne, Quebec.	1 " "	5	"	Unknown.

TABLE SALTC.

Inspector's Report. (Is not an expression of Opinion).	Results of Analysis.					Remarks.	No. of Sample.	Remarks and Opinion of the Chemist.
	Moisture.	Insoluble.	SO ₄ .	Lime (CaO).	Magnesia (as Chloride) MgCl ₂ .			
J. C. FERGUSON, INSPECTOR.								
	p. c.	p. c.	p. c.	p. c.	p. c.			
	0 13	Trace	0 65	0 42	Trace		50536	
English	0 15		0 94	0 58	"		50536	Sulphates high.
	0 13	"	0 55	0 36	"		50537	
	0 08	"	0 71	0 44	"		50538	
	0 38	"	0 50	0 31	"		50539	
	0 09	"	0 18	Trace	"		50540	
Regal Table Salt.	0 26	1 06	0 66	0 16	0 71	Residue is Ca SO ₄ and Mg CO ₃ .	50541	Insoluble matter high.
"Shaker" Brand.	0 09	0 62	0 12	Trace	0 50	Residue is Ca CO ₃ and Mg CO ₃ .	50542	" "
	0 21	Trace	0 72	0 49	Trace		50543	
	0 28	"	0 89	0 61	"		50544	Sulphates high.
F. X. W. E. BELAND, INSPECTOR.								
	0 21	Trace	0 96	0 56	Nil		37118	Sulphates high.
	0 23	"	0 69	0 50	"		37119	
Que	0 21	"	0 64	0 50	Trace		37120	
radia.	0 09	"	0 34	0 28	"		37121	
	0 11	"	0 24	0 19	Nil		37122	
& Co.	18	"	0 54	0 39	"		37123	
	0 15	"	0 60	0 49	"		37124	
ent.	0 20	"	0 56	0 43	Trace		37125	
	0 11	"	0 57	0 37	"		37126	
	0 15	"	0 56	0 39	"		37127	

Date of Collection.	Nature of Sample.	No. of Sample.	Name and Address of Vendor.	Costs.		Name and Address of Manufacturer or Furnisher as given by the Vendor.	
				Quantity.	Cents.	Manufacturer.	Furnisher.
DISTRICT OF EASTERN QUEBEC—							
1912							
Dec. 19	Table salt.	53302	F. Choinard, St. Pamphile.	1 lb.	2	The Royal Table Salt Co., Canada.	
" 24	"	53305	Talbot Ltd., Rimouski.	1 "	2	Canadian Salt Co., Windsor, Ont.	
" 26	"	53308	J. E. Pinaau, Fraserville.	1 "	5	" "	
DISTRICT OF EASTERN TOWNSHIPS—							
1913.							
Jan. 30	Table salt.	51156	L. Lafrance, Danville, Que.	1 bag.	10		
" 30	"	51157	H. Brodeur, St. Hyacinthe, Que.	1 "	5		
" 30	"	51158	E. Lafrance, St. Hyacinthe, Que.	1 car ton.	5	Diamond Crystal Salt Co.	
" 30	"	51159	J. B. St. Pierre, St. Hyacinthe, Que.	2 lbs.	2		
Feb. 6	"	51160	J. A. Baraby, St. Jacques St., St. Johns, Que.	1 bag.	5	Canadian Salt Co., Ltd.	
" 6	"	51161	A. Dubois, St. Jacques St., St. Johns, Que.	2 lbs.	2	Unknown	
" 6	"	51162	P. J. Roy, St. Jacques St., St. Johns, Que.	2 "	2	"	
" 6	"	51163	" " "	1 bag.	5	Diamond Crystal Salt Co.	
" 6	"	51164	Joseph Chartier, Market Square, St. John, Que.	2 lbs.	2	Unknown	
" 6	"	51165	W. Simpson, Grocer, St. John, Que.	1 carton.	15	Cerebos Ltd., England.	
DISTRICT OF MONTREAL—							
Jan. 22	Table salt.	51088	A. E. Senat, 191 Villeneuve St. E. Montreal, Que.	1 bag.	5	Canadian Salt Co.	
" 22	"	51089	St. Denis Grocery, 1660 St. Denis St., Montreal, Que.	1 lb.	2		
" 22	"	51090	S. J. Short, 1551 St. Denis St., Montreal, Que.	1 bag.	5	Canadian Salt Co.	
" 22	"	51091	" " "	2 lbs.	2		
" 22	"	51092	A. S. Clement, 151 Rachel St. E., Montreal, Que.	2 "	3		
" 22	"	51093	R. & A. Blouin, 137 Duluth Ave. E., Montreal, Que.	2 "	3		
" 22	"	51094	M. Kahner, 90 Roy St. E., Montreal, Que.	2 "	2		

TABLE SALT.

Inspector's Report. (Is not an expression of opinion.)	Results of Analysis.					Remarks.	No. of Sample.	Remarks and Opinion of the Chief Analyst.
	Moisture.	Insoluble.	SO ₂ .	Lime (CaO).	Magnesia (as Chloride) MgCl ₂ .			
A. PELLETIER, INSPECTOR.								
	p. c.	p. c.	p. c.	p. c.	p. c.			
	0.35	Trace	0.84	0.60	Trace		53302	Sulphate high.
	0.19	"	0.49	0.34	"		53305	
	0.14	"	0.62	0.48	Nil		53308	
J. J. COSTIGAN, ACTING INSPECTION.								
"Empire" Brand	0.18	Trace	0.38	0.30	Trace		51156	
"Windsor" Brand.	0.19	"	0.48	0.33	Nil		51157	
"Shaker" Brand.	0.14	0.80	0.21	0.15	0.24	Residue is MgCO ₃ .	51158	Insoluble matter high.
	0.40	Trace	0.91	0.66	Trace		51159	Sulphates high.
Windsor Table Salt.	0.18	"	0.60	0.41	Nil		51160	
	0.44	"	1.01	0.71	Trace		51161	Sulphates high.
	0.17	"	0.96	0.58	"		51162	"
	0.06	Nil	0.15	0.11	"		51163	
	0.22	Trace	0.79	0.50	"		51164	
Prepared Cerebos Table Salt.	0.19	3.31	0.98	0.45	"	Residue is MgCO ₃ .	51165	Insoluble matter high, sulphates high.
J. J. COSTIGAN, INSPECTOR.								
	0.15	Trace	0.62	0.43	Trace		51088	
	0.28	"	0.68	0.48	"		51089	
	0.18	"	0.59	0.43	"		51090	
	0.20	"	0.57	0.43	"		51091	
	0.21	"	0.62	0.46	"		51092	
	0.18	"	0.88	0.55	"		51093	Sulphates high.
	0.15	"	0.85	0.58	"		51094	"

BULLETIN No. 270-

Date of Collection.	Nature of Sample.	No. of Sample.	Name and Address of Vendor.	Cost.		Name and Address of Manufacturer or Furnisher as given by the Vendor.	
				Quantity.	Cents.	Manufacturer.	Furnisher.

DISTRICT OF MONTREAL

1913.							
Jan. 22	Table Salt.	51095	J. Merimer, 16 Roy St. E., Montreal.	2 lbs	2		
" 22	"	51096	S. Feldman, 24 Pine Ave. E., Montreal.	2 "	2		
" 22	"	51097	S. L. Mathanson & Son, 18 Ontario St. E., Montreal.	2 "	2		

DISTRICT OF OTTAWA

1912.							
Dec. 23	Table Salt.	51657	Mundie & Percival, Kemptville.	1 bag.	5	Canadian Salt Co., Windsor, Ont.	Jno. Eligh, North Rideau.
" 24	"	51658	Jno. McKinnon, Almonte.	1 "	10	"	Mathewson's Sons, Montreal.
" 26	"	51659	W. J. Martin, Buckingham.	1 "	5	"	Chaput, fils et Co., Montreal.
" 26	"	51660	McCallum & Lahaie, Buckingham.	1 "	5	"	Verret, Stewart & Co., Montreal.
" 26	"	51661	P. Lamoureux & Cie, Dalhousie St., Ottawa.	1 "	5	"	Provost & Allard, Ottawa.
" 30	"	51662	A Boivin, Queen St. west, Ottawa.	1 "	5	"	Unknown
" 30	"	51663	R. Lavigne, Queen St. west, Ottawa.	1 "	5	"	"
" 31	"	51664	J. C. Ray, Elgin St., Ottawa.	1 "	5	"	Castle & Co., Ottawa.
" 31	"	51665	Crabtree & Trowbridge, Elgin St., Ottawa.	3 box's	30	The Snowflake Salt Co., New York City.	"
" 31	"	51666	D. A. Younghusband, Elgin St., Ottawa.	1 bag.	5	Canadian Salt Co., Ltd., Windsor, Ont.	"

DISTRICT OF KINGSTON

Dec. 17	Table Salt.	53026	A. Glover, Kingston.	3 lbs.	5	Windsor	
" 17	"	53027	J. Crawford, Kingston.	3 "	5	"	
" 17	"	53028	D. Couprie, Kingston.	3 "	5	"	
" 17	"	53029	Anderson Bros., Kingston.	3 "	5	"	
" 18	"	53030	Wm. J. Patterson, Belleville.	3 "	5	Canadian Salt Co., Windsor.	
" 18	"	53031	F. Rosevear, Port Hope.	3 "	5	"	
" 19	"	53032	H. Bradshaw, Peterboro.	3 "	5	"	
" 19	"	53033	J. E. Lillico, Peterboro.	3 "	5	"	
" 19	"	53034	J. H. Heal, Peterboro.	3 "	5	"	
" 19	"	53035	W. J. Roulty, Peterboro.	3 "	5	"	

TABLE SALT.

Inspector's Report. (Is not an expression of Opinion).	Results of Analysis.					Remarks.	No. of Sample.	Remarks and Opinion of the Chief Analyst.
	Moisture.	Insoluble.	SO ₂ .	Lime (CaO).	Magnesia (as Chloride) (MgCl ₂).			
<i>Concluded.</i>								
	p. c.	p. c.	p. c.	p. c.	p. c.			
.....	0 17	Trace ..	1 06	0 70	Trace	51095	Sulphates high.
.....	0 22	" ..	0 83	0 60	"	51096	"
.....	0 22	" ..	0 82	0 58	"	51097	"

J. A. RICKEY, INSPECTOR.

.....	0 23	Trace ..	0 58	0 41	Trace	51657	
.....	0 15	" ..	0 66	0 47	Nil	51658	
.....	0 19	" ..	0 65	0 48	"	51659	
.....	0 17	" ..	0 58	0 44	Trace	51660	
.....	0 22	" ..	0 50	0 38	Nil	51661	
.....	0 15	" ..	0 45	0 34	"	51662	
.....	0 19	" ..	0 61	0 46	Trace	51663	
.....	0 20	" ..	0 67	0 56	"	51664	
.....	0 34	0 60	0 65	0 36	0 38	Residue is MgCO ₃ .	51665	Insoluble matter high.
.....	0 20	Trace ..	0 62	0 47	Nil	51666	

JAS. HOGAN, INSPECTOR.

.....	0 25	Trace ..	0 76	0 68	Nil	53026	
.....	0 12	" ..	0 52	0 37	Trace	53027	
.....	0 16	" ..	0 46	0 33	Nil	53028	
.....	0 18	" ..	0 56	0 43	"	53029	
.....	0 15	" ..	0 40	0 34	Trace	53030	
.....	0 14	" ..	0 76	0 53	"	53031	
.....	0 19	" ..	0 57	0 44	"	53032	
.....	0 18	" ..	0 89	0 82	"	53033	Sulphates high.
.....	0 22	" ..	0 64	0 54	Nil	53034	
.....	0 17	" ..	0 52	0 39	Trace	53035	

Date of Collection.	Name of Sample.	No. of Sample.	Name and Address of Vendor.	Cost.		Name and Address of Manufacturer or Furnisher as given by the Vendor.	
				Quantity.	Cents.	Manufacturer.	Furnisher.
DISTRICT OF TORONTO							
1912.							
Dec. 26	Table salt.	51521	Warren Bros. & Co., 87 Front St. West, Toronto.	1 lb.	5	The Carey Salt Co., Hutchison, Kan.	
" 26	"	51522	The Davidson & Hay, Ltd., 36 Young St., Toronto, Ont.	1 "	10	The Selphosa Salt Co., Ltd., London, N.	
" 26	"	51523	H. P. Eckardt & Co., 19 Front St. West, Toronto.	2 1/2 "	5	Diamond Crystal Salt Co., St. Clair, Mich.	
" 26	"	51524	J. M. Evans & Co., 1743 Dundas St. West, Toronto.	1 "	5	Unknown
1913.							
Jan. 7	"	51525	T. Kinnear & Co., 49 Front St. East, Toronto.	2 "	3	Canadian Salt Co., Ltd., Windsor.
" 7	"	51526	Eby Plain Ltd., 21-23 Front St. East, Toronto.	2 "	10	Packaged by vendors	
" 7	"	51527	Canada Brokerage Co., Ltd., 9 Front St. East, Toronto.	2 "	Ni	The Dom. Salt Co., Ltd., Sarnia.	
" 7	"	51528	Toronto Salt Works, 128 Adelaide St. East, Toronto.	2 "	5	Packaged by vendors	
" 7	"	51529	Swan Bros., 162 King St. East, Toronto.	2 "	10	Toronto Salt Works, Toronto.
" 7	"	51530	James Lumber Co., Ltd., 6 Front St. East, Toronto.	2 "	8	Western Salt Co., Ltd., Mooretown, Ont.	
DISTRICT OF WINDSOR							
Jan. 2	Table salt.	47904	Wm. Cross, Strathroy.	1 bag	10	Dominion S. Sarnia.	
" 3	"	47916	E. J. Coles Co., Woodstock, Ont.	1 "	5	" "	
" 3	"	47911	White & Co., Woodstock, Ont.	1 "	5	" "	
" 6	"	47914	Ideal Co-op. Asso. Co., St. Thomas.	1 lb.	5	Canadian Salt Co., Windsor.	
" 6	"	47915	G. M. Charlton, St. Thomas.	1 pkge	5	" "	
" 6	"	47916	A. Dingman, St. Thomas.	1 "	5	" "	
" 6	"	47917	D. H. McIntyre, St. Thomas.	1 "	5	" "	

TABLE SALT.

Inspector's Report. (Is not an expression of opinion.)	Results of Analysis.					Remarks.	No. of Sample.	Remarks and Opinion of the Chief Analyst.
	Moisture.	Insoluble.	SO ₂ .	Lime (CaO).	Magnesia (as Chloride) Mg-Cl ₂ .			
H. J. DAGGER, INSPECTOR.								
"Sunflower" Brand prepared with a small quantity of bicarbonate of soda.	0.19	0.14	0.34	0.15	Trace		51521	
"Salt Selposa" reg. trade mark.	0.11	1.00	0.10	0.10	Trace	Residue is mostly MgCO ₃ with a little CaCO ₃ .	51522	Insoluble matter high.
Above 99 per cent pure.	0.05	Nil.	0.10	0.07	"		51523	
"Salt Royal," Salt Royal Salt Co., Manchester, Eng.	0.03	0.23	Nil.	Trace	"	Residue is MgCO ₃ and CaCO ₃ .	51524	Insoluble matter high.
Windsor Table Salt, purest and best.	0.12	Nil.	0.53	0.38	"		51525	
"Anchor" Brand free running shaker salt.	0.12	1.71	0.79	0.75	0.38	Residue is mostly MgCO ₃ with some CaCO ₃ .	51526	Insoluble matter high.
"Century" Brand, free from adulterants of any kind.	0.34	Trace	1.02	0.74	Nil.		51527	Sulphates high.
"Cliffe" Brand.	0.26	0.91	0.55	0.44	"	Residue is starch.	51528	Insoluble matter high.
"Acme" Salt	0.31	1.02	0.77	0.56	Trace	"	51529	"
"Purity" Brand.	0.17	1.06	0.58	0.35	"	Residue is CaCO ₃ .	51530	"

JOHN TALBOT, INSPECTOR.

Century Table Salt.	0.25	Trace	0.82	0.61	Trace		47904	Sulphates high.
"	0.30	"	1.04	0.73	"		47910	"
"	0.44	"	1.00	0.72	"		47911	"
Windsor Table Salt, purest and best.	0.60	"	0.59	0.38	Nil.		47914	
"	0.13	"	0.52	0.39	Trace		47915	
"	0.12	"	0.5	0.33	"		47916	
"	0.16	"	0.54	0.42	Nil.		47917	

Date of Collection.	Nature of Sample.	No. of Sample.	Name and Address of Vendor.	Cost.		Name and Address of Manufacturer or Furnisher as given by the Vendor.	
				Quantity.	Cents.	Manufacturer.	Furnisher.
DISTRICT OF WINDSOR							
1913.							
Jan.	6 Table salt.	47922	W. A. Munr, St Thomas.	1 pkge	5	Canadian Salt Co., Windsor, Ont.	
"	6 " "	47923	J. C. Gillman, St. Thomas.	1 " "	5	" " "	
DISTRICT OF MANITOBA—							
Feb.	3 Table salt.	48806	Hardy & Buchanan, 112 Osborne St., Winnipeg.	1 lb.	5	Canadian Salt Co., Windsor, Ont.	Campbell Bros. & Wilson, Winnipeg.
	3 " "	48807	T. Brown, 193 Pembine St., Winnipeg.	1 " "	5	Dom. Salt Co.	A. MacDonald & Co., Winnipeg.
	3 " "	48808	G. T. Grant, 211 Pembina St., Winnipeg.	1 " "	5	Canadian Salt Co., Windsor, Ont.	The Codville Co., Winnipeg.
	3 " "	48809	J. Bennett, 219 Nassau St., Winnipeg.	1 " "	10	" " "	Richards Brown & Co., Winnipeg.
	3 " "	48810	McBeans, Gertrude Ave., Winnipeg.	1 " "	10	" " "	The Codville Co., Winnipeg.
	3 " "	48811	W. Nicholson, 695 Corydon Ave., Winnipeg.	1 " "	5	" " "	Campbell Bros. & Wilson, Winnipeg.
	3 " "	48812	W. Allison, 759 Corydon Ave., Winnipeg.	1 " "	10	Diamond Crystal Salt Co.	Richards Brown & Co., Winnipeg.
	3 " "	48813	L. K. Evel, 781 Corydon Ave., Winnipeg.	1 " "	10	" " "	" " "
	4 " "	48814	Francis Bros., Norwood Grove, Ont.	1 " "	5	Canadian Salt Co., Windsor.	The Codville Co., Winnipeg.
	4 " "	48815	J. Donnelly & Son, Norwood Grove, Ont.	1 " "	10	" " "	Campbell Bros. & Wilson, Winnipeg.
DISTRICT OF ROCKY MOUNTAINS—							
Jan.	3 Table salt.	49795	J. Davis & Co., Grand Forks, B.C.	1 sack	15	Canadian Salt Co., Windsor.	
"	3 " "	49800	J. Donaldson, Grand Forks, B.C.	1 " "	10	C. E. Whitney & Co., San Francisco, Cal.	
"	3 " "	49801	" " "	1 jar	15	W. H. Malkin & Co., Vancouver, B.C.	
"	8 " "	49805	J. Svobola, Nelson, B.C.	1 " "	15	Diamond Crystal Salt Co., St. Clair, Mich.	
"	8 " "	49808	Hudsons Bay Co., Nelson, B.C.	1 " "	15	C. E. Whitney & Co., San Francisco, Cal.	
"	8 " "	49809	" " "	1 sack	10	Canadian Salt Co., Windsor, Ont.	
"	8 " "	49810	Citizens Co-op. Assn., Nelson B.C.	1 " "	16	C. E. Whitney & Co., San Francisco, Cal.	
Feb.	8 " "	49815	Hunter Bros., Rossland, B.C.	1 jar.	15	" " "	
"	8 " "	49816	H. T. Bilkey, Rossland, B.C.	" "	15	W. H. Malkin & Co., Vancouver, B.C.	
"	8 " "	49817	" " "	1 sack	10	Canadian Salt Co., Windsor, Ont.	

TABLE SALT.

Inspector's Report. (Is not an expression of opinion.)	Results of Analysis.					No. of Sample.	Remarks and Opinion of the Chief Analyst.
	Moisture.	Insoluble	CO ₂ .	Lime (CaO).	Magnesia (as Chloride) MgCl ₂ .		

-- Concluded.

	p. c.	p. c.	p. c.	p. c.	p. c.		
Windsor Table Salt.	0.18	Trace ..	0.36	0.18	Trace ..		47922
.....	0.14	" ..	0.48	0.35	" ..		47923

H. ASHTON, ACTING INSPECTOR.

.....	0.26	Trace ..	0.65	0.50	Trace ..		48806	
.....	0.43	" ..	1.12	0.81	" ..		48807	Sulphates high.
.....	0.19	" ..	0.81	0.54	" ..		48808	"
"Rege" Brand.	0.28	0.95	0.64	0.37	0.45	Residue mostly MgCO ₃ .	48809	Insoluble matter high.
" ..	0.25	0.90	0.74	0.31	0.48	Residue Mg CO ₃ and CaSO ₄ .	48810	"
.....	0.19	Trace ..	0.59	0.41	Nil.....		48811	
"Shaker" Brand.	0.15	0.56	0.12	Trace ..	0.36	Residue mostly MgCO ₃ .	48812	Insoluble matter high.
.....	0.12	0.55	0.12	" ..	0.36	" ..	48813	"
.....	0.17	Trace ..	0.62	0.45	Trace ..		48811	
"Regal" Brand.	0.30	0.90	0.70	0.28	0.49	Residue is MgCO ₃ and CaSO ₄ .	48815	Insoluble matter high.

THOS. PARKER, INSPECTOR.

.....	0.16	Trace ..	0.47	0.35	Nil.		49795	
.....	0.07	" ..	Trace ..	0.08	Trace ..		49800	
.....	0.25	0.55	0.71	Trace ..	1.04	Residue is MgCO ₃ .	49801	Insoluble matter high.
.....	0.12	0.28	Trace ..	" ..	0.31	" ..	49805	"
"Leslie Baker."	0.07	0.85	" ..	" ..	Trace ..	Residue is MgCO ₃ with a little CaCO ₃ .	49808	"
"Windsor"	0.15	Trace ..	0.58	0.42	" ..		49809	
"Leslie."	0.10	" ..	0.38	0.33	" ..		49810	
.....	0.14	1.07	Trace ..	Trace ..	0.07	Residue is MgCO ₃ .	49815	Insoluble matter high.
.....	0.36	0.95	0.68	" ..	1.08	" ..	49816	"
.....	0.10	Trace ..	0.32	0.24	Trace ..		49817	

Date of Collection.	Name of Sample.	No. of Sample.	Name and Address of Vendor.	Cost.		Name and Address of Manufacturer or Furnisher as given by the Vendor.	
				Quantity.	Cents.	Manufacturer.	Furnisher.
DISTRICT OF VANCOUVER							
1913.							
Jan. 25	Table-Salt.	38494	A. C. Bartig, Fairview, Vancouver, B.C.	1 pkge	15	C. W. Whitney & Co., San Francisco, Cal.	
" 25	"	38495	A. MacFarlane, 1449 Broadway W., Vancouver, B.C.	1 "	15		W. H. Malkin, Vancouver, B.C.
" 25	"	38496	Morrow & Deane, Yew St., Vancouver, B.C.	1 "	5	Canadian Salt Co., Windsor, Ont.	
" 24	"	38497	Columbia Produce Co., 2234 Granville St., Vancouver, B.C.	1 "	5	San Francisco Salt Refining Co., San Francisco.	
Feb. 20	"	38498	Webster Bros., Granville St., Vancouver, B.C.	1 "	15	Diamond Crystal Salt Co., St. Clair, Mich., U.S.A.	
" 20	"	38499	H. H. Owens, Granville and Helix Sts., Vancouver, B.C.	1 "	10	Windsor Salt Co., Windsor, Ont.	
" 20	"	38500	Walford & Roney, Granville St., Vancouver, B.C.	1 "	10	C. E. Whitney & Co., San Francisco.	
DISTRICT OF VICTORIA—							
Jan. 13	Table-Salt.	49283	Windsor Grocery Co., 817 Fort St., Victoria, B.C.	1 lb.	5		Simon Leiser & Co., Ltd., Victoria, B.C.
" 13	"	49286	The West End Grocery Co., Ltd., 1002 Govt. St., Victoria, B.C.	1 "	10	E. E. Whitney & Co., San Francisco, Cal.	
" 14	"	49290	Dixie H. Ross & Co., 1317 Govt. St., Victoria, B.C.	1 "	10	C. E. Whitney & Co., San Francisco, Cal.	
" 14	"	49291	Harrison & McDonald, 1218 Douglas St., Victoria, B.C.	1 "	10	"	"
" 15	"	49296	Copas & Young, 631 Fort St., Victoria, B.C.	1 "	10	Canadian Salt Co., Windsor, Ont.	
" 15	"	49298	H. O. Kirkham & Co., 741 Fort St., Victoria, B.C.	1 "	10	C. E. Whitney & Co., San Francisco, Cal.	
" 15	"	38501	Aetion Bros., 1317 Douglas St., Victoria, B.C.	1 "	5	The Sarnia Salt Co., Ltd., Sarnia, Ont.	
" 15	"	53503	H. & K. Grocery, 1425 Douglas St., Victoria, B.C.	1 "	5	Windsor Salt Co., Liverpool, Eng.	
" 15	"	53505	Woods & White, 1309 Gladstone Ave., Victoria, B.C.	1 "	15	Diamond Crystal Salt Co., St. Clair, Mich.	
" 15	"	53507	Wm. Marshall, 1422 Fort St., Victoria, B.C.	1 "	10	Canada Salt Co., Windsor, Ont.	

TABLE SALT.

Inspector's Report, Is not an expression of Opinion.	Results of Analysis.					Remarks.	No. of Sample.	Remark and Opinion of the Chief Analyst.
	Moisture.	Insoluble.	SO ₂ .	Lead (CaO).	Magnesia (as Chloride) (MgCl ₂).			
J. F. POWER, INSPECTOR.								
	P. C.	P. C.	P. C.	P. C.	P. C.			
	0.15	1.08	0.26	0.45	Trace.	Residue mostly MgCO ₃ .	38494	Insoluble matter high.
	0.30	1.43	0.64	0.32	0.42	Residue is CaSO and MgCO ₃ .	38495	"
	0.48	Trace	0.58	0.44	Nil.		38496	
	0.06	Nil.	0.05	0.07	Trace.		38497	
	0.44	0.67	Trace	Trace	0.40	Residue is CaSO and MgCO ₃ .		Insoluble matter high.
	0.22	Trace	0.61	0.46	Trace		38499	
"Leslie's" Table Salt.	0.00	"	0.15	0.15	Nil.		38500	
D. O'SULLIVAN, INSPECTOR.								
	0.29	Trace	0.88	0.60	Trace.		49283	Sulphates high.
"Leslie" Salt	0.10	"	Trace	Trace	"		49286	
	0.10	"	0.27	"	"		49290	
	0.01	"	0.19	0.14	"		49291	
"Winsor" Table Salt.	0.17	"	0.84	0.47	"		49296	Sulphates high.
"Leslie" Salt	0.08	"	0.18	0.14	"		49298	
"Beaver" Brand Salt.	0.14	"	0.50	0.19	"		53501	
	0.24	"	0.87	0.57	"		53503	Sulphates high.
	0.16	0.68	0.43	Trace.	"	Residue is MgCO ₃ .	53505	Insoluble matter high.
"Winsor" Table Salt.	0.21	Trace.	0.56	0.12	Nil.		53507	

